
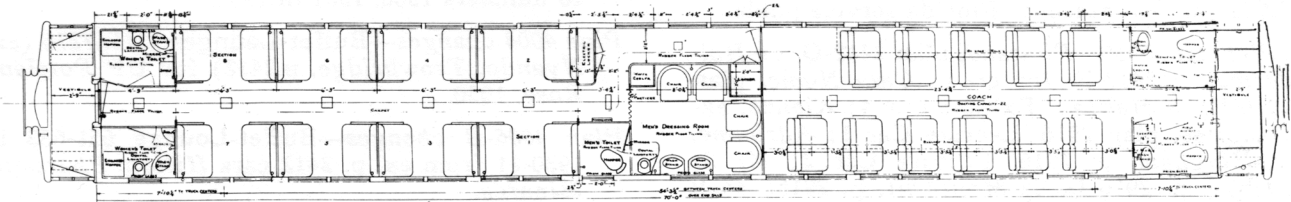


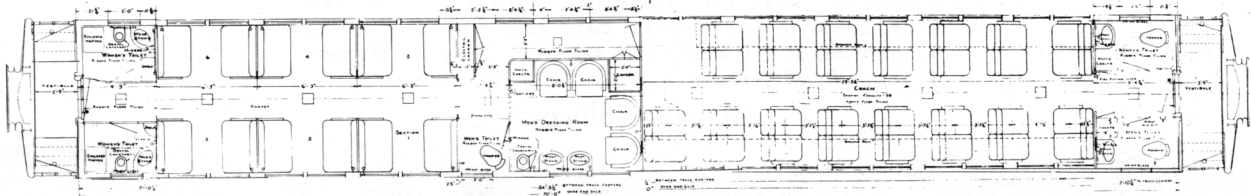
Coach-Sleeping Cars



Plan 4177, Coach-Sleeping Car, Rebuilt. UP service.



Plan 4177, UP cars 2784-2786.

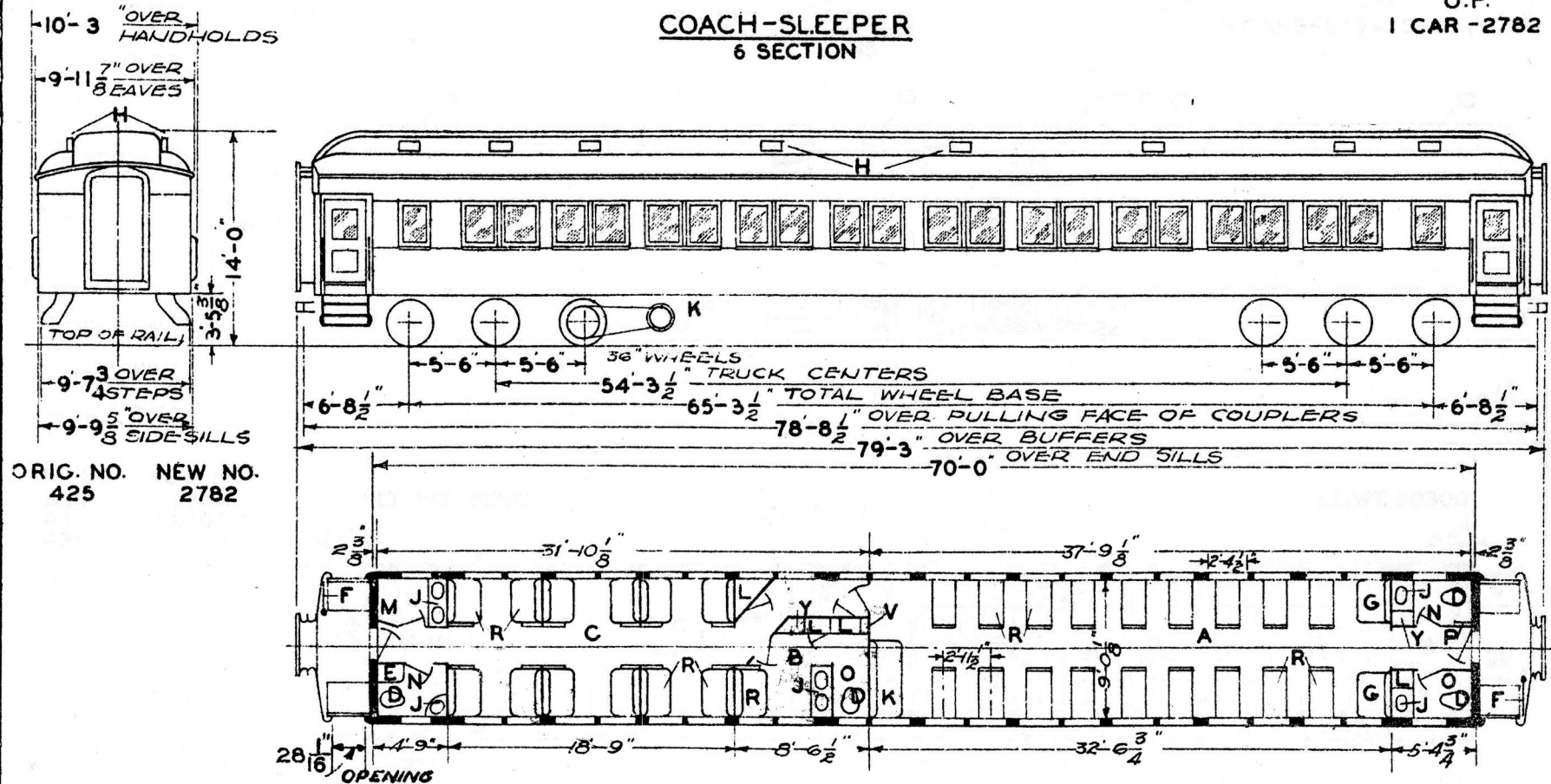


Plan 4178, UP cars 2781-2783.

Originally assigned regular line service, UP Rebuilt for coach-sleeper service, 1949, Dormitory 1952.

**COACH-SLEEPER
6 SECTION**

U.P.
1 CAR - 2782



ORIG. NO. NEW NO.
425 2782

- A - MAIN COMP'T.-SEAT CAP. - 40
- B - MENS ROOM
- C - BERTH SECTION
- D - HOPPER-FLUSH
- E - SWITCHBOARD LOCKER
- F - HAND BRAKES
- G - STATIONARY SEATS
- H - VENTS
- I - WASHSTAND
- J - GENERATOR
- K - LOCKERS
- L - WOMENS WASHROOM
- M - WOMENS TOILET
- N - MENS TOILET
- O - WRECKING TOOLS
- P - FOLDING WASHSTAND
- Q - SEATS
- R - SOFA - SEAT CAP. 3
- S -
- T -
- U -
- V - SW BOARD LOCKER
- W -
- X -
- Y - WATER COOLER-ICE
- Z -

AXLES 5X9"
WATER SYSTEM - GRAVITY
STEAM HEAT - VAPOR CO.

BUILT - P. C. & M. CORP. - 1925
REMODELED - OMAHA - 1930
ORIG. FLOOR PLAN - D-CB-20976
REMODELED PLAN - 234-CB-21642 &
SKETCH IN FILE

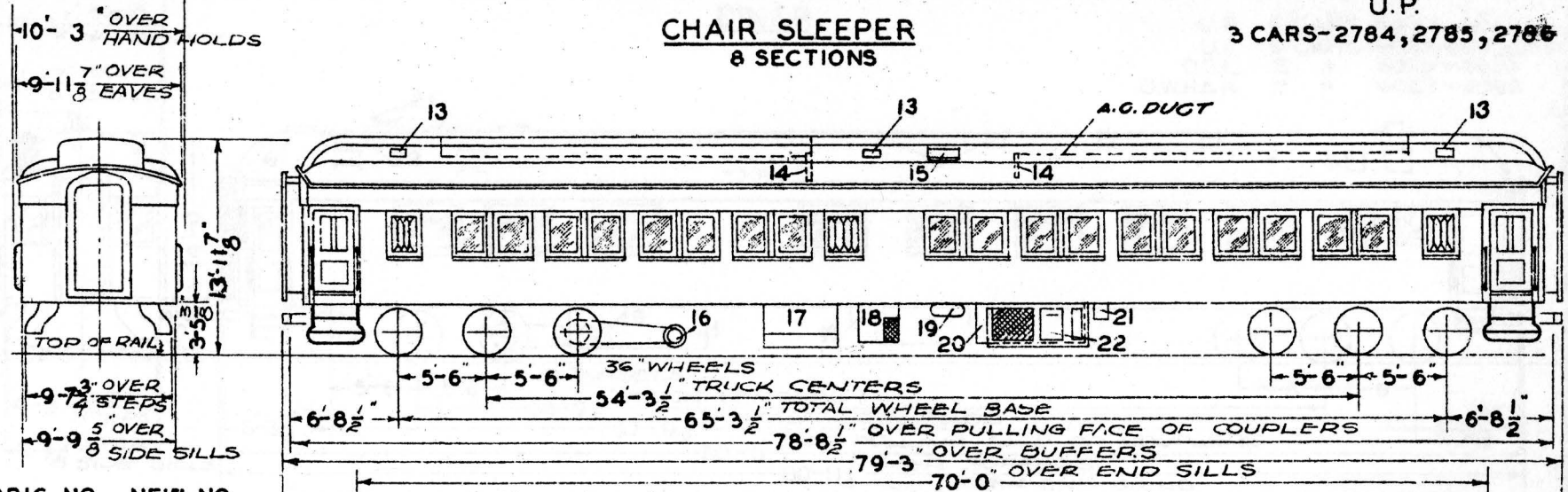
UNION PACIFIC RAILROAD CO.
RESEARCH AND
MECHANICAL STANDARDS

U.P. SPEC. 310

| | | | | | |
|--|--|--|--|------------|-------------------|
| | | | | ISSUE DATE | DIAGRAM P-3-31 |
| | | | | | DRAWN 10-27-41 |

CHAIR SLEEPER 8 SECTIONS

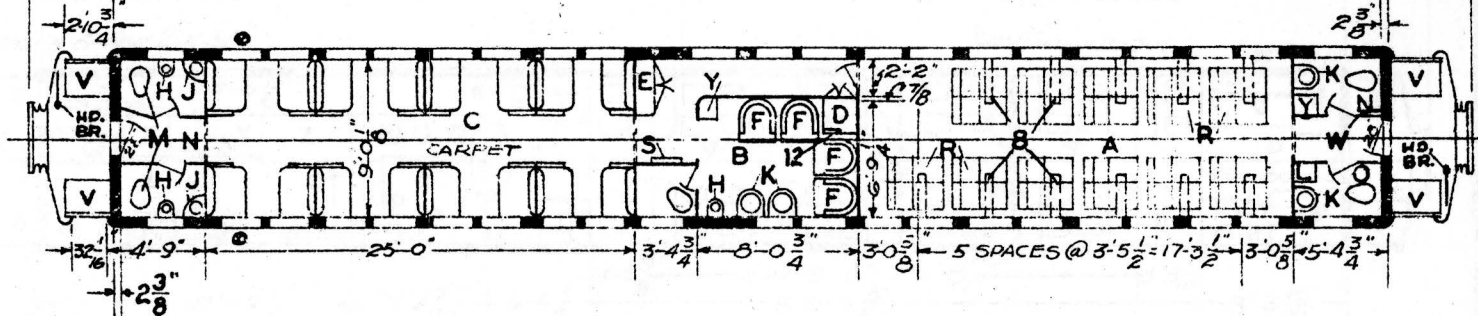
U.P.
3 CARS-2784, 2785, 2786



| ORIG. NO. | NEW NO. |
|-----------|---------|
| 430 | 2784 |
| 431 | 2785 |
| 435 | 2786 |

LT. WT. 81700

LT. WT. 80300



- A - MAIN COMP'T.-SEAT CAP. 22
- B - MENS ROOM -
- C - BERTH SECTION- 8 SECTIONS
- D - BAGG. & PILLOW LOCKER
- E - SWITCHBOARD LOCKER
- F - CHAIRS
- G -
- H - DENTAL BOWL R.R III CRANE
- J - WASHSTAND RR 110-A "
- K - " " 108-A "
- L - LOCKER
- M - ENCLOSED HOPPER-DUNER No 18
- N - WOMENS TOILET
- O - MENS TOILET
- P - PULLMAN SEATS & UPPER BTH'S
- R - SEATS-REV. & RECL'NG C.&C.E.
- S - ANNUNCIATOR
- T -
- U -
- V - VEST TRAP DOORS
- W - WRECKING TOOLS
- X -
- Y - WATER COOLER-ICE

- 1 -
- 2 -
- 3 -
- 4 -
- 5 -
- 6 -
- 7 -
- 8 - LUGGAGE RACKS WITH LIGHTS
- 9 -
- 10 -
- 11 -
- 12 - A.C. PIPE STACK
- 13 - VENTS & 6" EXH. FANS
- 14 - REC. AIR GRILLE- 1 FILTER - 6'X16'X20"
- 15 - FRESH AIR INTAKE-2 FILTERS-6'X10'X20"
- 16 - GENERATOR-5 KW.
- 17 - FUEL TANK
- 18 - SUB COOLER
- 19 - REFRIGERANT RECEIVER
- 20 - BATTERIES
- 21 - BATTERY CHARGING RECP'T.
- 22 - ICE ENGINE

AXLES 5' X 9"
WATER SYSTEM-CRAVITY
STEAM HEAT-VAPOR CO.-FIN TUBING
OVERHEAD-UNIT FIN RADIATION
WATER HEATER No 579 & 525 MIX. VALVE

BUILT-P.C. & M. CORP. 1925
REMODELED-OMAHA-1937
A.C. WAUKESHA CARRIER-1937
ORIG. FLOOR PLAN-D-CB-20976
REMODELED PLAN-236-CB-22058
LUGGAGE RACKS WITH LIGHTS SCH&L CO.
RUBBER FLOOR COVER EXCEPT COMP'T.-C

UNION PACIFIC RAILROAD CO.
RESEARCH AND
MECHANICAL STANDARDS

⊗ WINDOWS NOT SEALED

REMODELED CO-DORM 1930
" " SLEEPER 1932 & 33 U.P. SPEC. 310

| | | | | | |
|--|--|--|--|-------|----------|
| | | | | DATE | DIAGRAM |
| | | | | | P-3-32 |
| | | | | ISSUE | DRAWN |
| | | | | | 10-27-41 |