


UNION PACIFIC RAILROAD COMPANY



COLORADO DIVISION.

EMPLOYEES' TIME TABLE


No. 5.

To Take Effect Sunday, June 10th, 1900.


At 12.05 A. M. Mountain Time.

E. DICKINSON,
General Manager.

THIS TIME TABLE is for the use and guidance of Employees only, and is not intended for the information of the public, or as an advertisement of time of any Train. The Company reserves the right to vary from it at pleasure.



COLORADO DIVISION.



Denver to Cheyenne.....	106.17
Julesburg to La Salle.....	151.53
Cheyenne Wells to Jersey.....	175.15
Boulder Branch.....	27.00
Total.....	459.85

Superintendent and Dispatchers.

W. A. DEUEL,

Superintendent,

DENVER, COLO.

H. E. FLAVIN,

Chief Dispatcher,
DENVER, COLO.

A. F. VICK ROY, Dispatcher.

G. A. GUERTIN, Dispatcher.

J. F. CORBETT, Dispatcher.

List of Surgeons.

DR. A. F. JONAS, Chief Surgeon, General Office Building, Omaha, Neb.

DR. L. E. LEMEN, Div. Surgeon, Office California Building, 17th and California Sts., Tel. 424, Denver, Colo.

NAME.	PLACE.	OFFICE.	DISTRICT.
DR. H. L. TAYLOR.....	Denver.....	California Building, 17th and California Sts., Telephone 424	Denver to Cheyenne, Sterling and Boulder Branch.
DR. E. C. RIVERS, Oculist.....	Denver.....	Bancroft Block, 16th and Stout Sts.	Denver.
DR. J. T. ESKRIDGE, Consult'g Surgeon.....	Denver.....		Denver.
DR. W. W. GRANT, Consulting Surgeon.....	Denver.....		Denver.
DR. J. F. ALEXANDER.....	Brighton.....	Brighton.....	Denver to Greeley and Boulder Branch.
DR. JESSE HAWES.....	Greeley.....	Greeley.....	Denver to Cheyenne.
DR. H. M. BENNETT.....	Cheyenne.....	K. of P. Block.....	Cheyenne to Greeley.
DR. L. M. GIFFIN.....	Boulder.....	Boulder.....	Boulder Branch.
DR. T. J. MASON.....	Julesburg.....	Julesburg.....	Julesburg to Sterling.
DR. J. C. CHIPMAN.....	Sterling.....	Sterling.....	Sterling to La Salle.
DR. J. W. TULLES.....	Cheyenne Wells.....	Cheyenne Wells.....	Cheyenne Wells to Hugo.
DR. W. J. ROTHWELL.....	Hugo.....	Hugo.....	Cheyenne Wells to Denver.

When employes, passengers, or others are injured, call the nearest Company Surgeon.

When necessary to call Surgeons, other than those regularly employed by the Company, it should be with the distinct understanding that their services will not be required after arrival of Company Surgeon.

Any officer of the Company is authorized to call Company Surgeons to attend the injured.

When injuries arise to tramps, boys, or other persons climbing on or jumping from moving trains, or to persons walking or lying on the tracks, such persons shall be sent to their homes, or placed in charge of Local Relief Authorities, after immediate necessary attention has been rendered by Company Surgeon.

SPECIAL RULES.

Regulations Concerning the Carrying of Passengers on Freight Trains.

Passengers taking Freight Trains, should be informed that Caboose will not pull up to platform to take or deliver Passengers or Baggage. The following Freight Trains will carry passengers between points named, subject to the conditions of Rules 218 and 243, and other regulations provided for this service.

WESTWARD.

Train 13—Between Brighton and Eaton.
Train 17—Between Julesburg and La Salle.

EASTWARD.

Train 14—Between Eaton and Brighton.
Train 18—Between La Salle and Julesburg.

Registering Stations.

DENVER, (Room 42 Union Depot).
JERSEY.
BRIGHTON,

LA SALLE,
CHEYENNE,
JULESBURG,

LIMON,
CHEYENNE WELLS,
BOULDER JUNCTION.

GOVERNING CROSSING OF B. & M. R. R. R. AT SAND CREEK.

B. & M. R. R. R. trains approaching Denver have the right to cross ahead of U. P. Rd. trains going in either direction; U. P. Rd. trains going in either direction have the right to cross ahead of B. & M. R. R. R. trains leaving Denver.

GOVERNING CROSSING OF B. & M. R. R. R. AT CANFIELD.

U. P. Rd. trains going in either direction have the right to cross ahead of B. & M. R. R. R. trains going north; B. & M. R. R. R. trains going south have the right to cross ahead of U. P. Rd. trains going in either direction.

GOVERNING CROSSING OF B. & M. R. R. R. AT STERLING.

U. P. Rd. trains going westward have the right to cross ahead of B. & M. R. R. R. trains going in either direction; B. & M. R. R. R. trains going in either direction have the right to cross ahead of U. P. Rd. trains going eastward.

REFERRING TO RULES 36 AND 37. THE DAY SIGNALS WILL BE CARRIED DURING THE NIGHT IN ADDITION TO REGULAR NIGHT SIGNALS.

SPEED OVER BRIDGES.

Maximum speed of all trains over Platte Bridge, Boulder Branch, six (6) miles per hour.
Maximum speed of passenger trains over Platte Bridge, Julesburg District, forty (40) miles per hour.
Maximum speed of freight trains over Platte Bridge, Julesburg District, twenty-five (25) miles per hour.

GOVERNING USE OF DOUBLE TRACK BETWEEN DENVER AND JERSEY.

All trains moving between Denver and Jersey will be governed by the time table and Rules and Regulations of the Colorado Division.
On Double track, all trains and engines will move west on north track, and east on south track, or, in other words, keep to the left.
Track must not be used in contrary direction except in case of strict necessity, and then only when preceded by a flagman at an absolutely safe distance.
No train or engine without time table rights will use passenger track without special order.

NORTHERN DISTRICT—Denver to Cheyenne—WESTWARD.

Length Sidings in feet, and location of Scales, Water, Fuel, Turning Stations and Wyes.	SECOND CLASS					FIRST CLASS								Distances from Denver	Time Table No. 5. June 10, 1900.			
	48 C.R.I. & P. Freight	15 Boulder Mixed	317 Julesburg Fast Frt.	13 Way Frt.	11 Fast Frt.	46 C.R.I. & P. Passeng'r	44 C.R.I. & P. Passeng'r	4 Kan. City Atlan.Ex.	2 Kan. City Fast Mail	307 Julesburg Fast Mail	305 Chicago Special	3 Fast Mail	1 Limited				STATIONS	
	Leave Daily	Leave Daily	Leave Daily	Leave Daily	Leave Daily	Leave Daily	Leave Daily	Leave Daily	Leave Daily	Leave Daily	Leave Daily	Leave Daily	Leave Daily		Leave Daily	Leave Daily		
	4.30pm	4.40am				2.35pm	9.30pm	9.40pm	12.55pm	10.30pm	4.00pm	6.20 am	5.00pm		D N	DENVER	Ud De	
	4.45pm	4.50				2.45pm	9.40 pm	9.50 pm	1.05pm	10.40	4.10	6.30	5.10	2.2	N	Jersey	Ra	
101,800 y		4.55	8.00pm	7.40 am	7.28am					10.40	4.10	6.30	5.10	2.2	N	Jersey	Ra	
		5.00	8.03	7.44	7.31					10.42	4.12	6.32	5.12	3.1	Colo. Eastern Cross'g			
		5.05	8.08	7.49	7.36					10.46	4.15	6.35	5.15	4.9	B. & M. R. R. Crossing			
1,993		f 5.13	8.16	f 7.58	7.44					10.51	4.19	6.39	5.19	8.0	Hatchery			
2,579		f 5.15	8.18	f 8.00	7.46					10.52	4.20	6.40	f 5.20	8.8	Irontale			
2,200		f 5.21	8.25	s 8.06	7.52					10.55	4.23	6.43	f 5.23	11.3	Hazeltime			
2,770		f 5.29	8.32	s 8.16	7.58					10.59	4.26	6.46	f 5.27	14.1	Henderson			
7,481 yw		-5.40am	s 8.50	s 8.50	s 8.10					s 11.08	s 4.33	f 6.53	s 5.35	19.0	N	Brighton	Bi	
5,731			9.05	s 9.30	8.24					f 11.20	4.44	f 7.04	s 5.47	25.7	D	Lupton	Up	
4,250 w			9.25	s 9.55	8.45					f 11.33	4.55	f 7.16	s 6.01	34.8	D	Platteville	Pa	
2,800			9.36	f 10.10	9.07					11.40	5.01	7.22	f 6.08	40.0	Nantes			
10,309 ycw			9.55pm	s 10.30	s 9.30					11.55pm	5.10pm	s 7.33	s 6.20	46.4	N	La Salle	Sa	
3,350				s 10.45	9.35							f 7.37	s 6.25	48.2	D	Evans	V	
16,370 oxw				11.00am } 12.01pm }	s 9.46							s 7.45	s 6.35	51.7	N	Greeley	Hg	
2,800				f 12.30	9.54							7.53	f 6.43	55.8	D	Lucerne	C	
6,400				s 1.15	10.03							f 8.00	s 6.50	59.0	D	Eaton	En	
1,000				f 1.40	10.13							f 8.08	f 6.58	63.0	Ault			
2,700 w				f 2.05	10.27							8.16	f 7.07	66.9	Pierce			
2,023				s 3.07	11.03							8.34	f 7.25	77.0	Dover			
3,680 w				s 4.15	11.43 am							8.53	s 7.45	86.1	D	Carr	Cr	
2,800				4.35	12.01pm							9.05	7.55	91.2	Warren			
3,850 y				s 5.15	12.38							9.20	f 8.10	96.6	D	Athol	Ho	
65,372 OTYCW				6.00pm	1.20pm							9.40 am	8.30pm	106.8	N	CHEYENNE	Mc N	
		Arrive Daily	Arrive Daily	Arrive Daily	Arrive Daily	Arrive Daily	Arrive Daily	Arrive Daily	Arrive Daily	Arrive Daily	Arrive Daily	Arrive Daily	Arrive Daily	Arrive Daily				

(0.15) (1.00) (1.55) (10.20) (5.52) (0.10) (0.10) (0.10) (0.10) (1.25) (1.10) (3.20) (3.30) (106.8)

West-bound Trains will have absolute right to the track over East-bound Trains of the same or inferior class. See Rule 84.
 Eastern District trains and C., R. I. & P. trains moving from Denver to Jersey, are considered WEST-BOUND trains.

NORTHERN DISTRICT—Denver to Cheyenne—EASTWARD.

Time Table No. 5.

June 10th, 1900.

STATIONS.

D		Ud
N	DENVER	De
N	Jersey	Ra
N	Jersey	Ra
N	Colorado Eastern Crossing	
	B. & M. R.R. Crossing	
	Hatchery	
	Irondale	
	Hazeltine	
	Henderson	
N	Brighton	Bi
D	Lupton	Up
D	Platteville	Pa
	Nantes	
N	La Salle	Sa
D	Evans	V
N	Greeley	Hg
D	Lucerne	C
D	Eaton	En
	Ault	
	Pierce	
	Dover	
D	Carr	Cr
	Warren	
D	Athol	Ho
N	CHEYENNE	Mc
N		N

Distances from Cheyenne.	FIRST CLASS								SECOND CLASS				
	2	4	306	308	1	3	43	45	12	14	318	16	47
	Fast Mail	Atlantic Express	Colorado Special	Julesburg Fast Mail	Kan. City Limited.	Kan. City Fast Mail.	C.R.I. & P. Passeng'r	C.R.I. & P. Passeng'r	Fast Frt.	Way Frt.	Julesburg Fast Frt.	Mixed	C.R.I. & P. Freight.
Arrive Daily	Arrive Daily	Arrive Daily	Arrive Daily	Arrive Daily	Arrive Daily	Arrive Daily	Arrive Daily	Arrive Daily	Arrive Daily	Arrive Daily	Arrive Daily	Arrive Daily	Arrive Daily
106.8	-10.20am	-5.40 pm	-1.20pm	-7.35am	11.10am	-6.00am	-7.45 am	-11.00am				-2.20pm	-6.45 am
104.6	-10.10	-5.30	-1.10	-7.28	11.00am	-5.50am	-7.35am	-10.50am				-2.10	-6.35 am
104.6	-10.10	-5.30	-1.10	-7.28					12.15am	-1.50pm	-4.25 am	-2.05	
103.7	-10.08	-5.28	-1.08	-7.26					12.09	-1.46	-4.21	-2.02	
101.9	-10.05	-5.24	-1.05	-7.23					12.02am	-1.39	-4.15	-1.57	
98.8	f 10.00	f 5.19	-1.01	f 7.19					11.47pm	f 1.27	-4.07	f 1.50	
98.0	f 9.59	f 5.15	-1.00	-7.15					11.45	f 1.25	-4.05	f 1.48	
95.5	f 9.53	f 5.10	-12.56	f 7.10					11.34	f 1.10	-3.55	f 1.43	
92.7	f 9.48	f 5.05	-12.52	f 7.04					11.23	f 12.52	-3.45	f 1.35	
87.8	s 9.40	s 4.57	s 12.45	s 6.53					s 11.08	s 12.20pm	s 3.25	-1.20pm	
81.1	s 9.30	s 4.44	-12.33	f 6.40					-10.20	s 11.50am	-3.01		
72.0	s 9.15	s 4.22	-12.19	f 6.23					-9.50	s 11.20	-2.38		
66.8	f 9.07	f 4.13	-12.11	f 6.12					9.36	f 11.00	-2.26		
60.4	s 8.57	s 4.03	-12.01pm	-6.00 am					s 9.00	10.30	-2.10am		
58.6	s 8.52	s 3.58							8.45	s 10.00			
55.1	s 8.45	s 3.48							{ 8.30	{ 9.46			
51.0	f 8.35	f 3.38							{ 7.50	{ 8.45			
47.8	s 8.30	s 3.32							7.20	s 8.15			
43.8	f 8.23	f 3.26							s 6.50	8.00			
39.9	f 8.16	f 3.20							5.50	f 7.25			
29.8	f 7.55	f 3.07							5.35	f 7.10			
20.7	f 7.40	s 2.55							4.55	f 6.40			
15.6	f 7.30	-2.47							s 4.15	f 6.10			
10.2	f 7.20	f 2.40							3.50	5.50			
	-7.00am	-2.20pm							3.30	s 5.30			
									-2.30pm	-4.30 am			
	Leave Daily	Leave Daily	Leave Daily	Leave Daily	Leave Daily	Leave Daily	Leave Daily	Leave Daily	Leave Daily	Leave Daily	Leave Daily	Leave Daily	Leave Daily

(106.8)

(3.20)

(3.20)

(1.19)

(1.35)

(0.10)

(0.10)

(0.10)

(0.10)

(9.45)

(9.20)

(2.15)

(1.00)

(0.10)

West-bound Trains will have absolute right to the Track over East-bound trains of the same or inferior class. See Rule 84.

Eastern District trains and C., R. I. & P. trains moving from Jersey to Denver are considered EAST-BOUND trains.

No. 306 will stop at Platteville and Lupton to let off passengers holding tickets from stations EAST of La Salle.

JULESBURG DISTRICT—Julesburg to La Salle.

Length of Sidings in feet, and Location of Scales, Water, Fuel, Turning Stations and Wyes.	WESTWARD					Distances from Julesburg	Time Table No. 5.		Distances from Denver.	EASTWARD		
			2D CLASS	1ST CLASS			June 10th, 1900.			1ST CLASS		2D CLASS
			17 Denver Fast Frt.	5 Colorado Special	3 Fast Mail					2 Fast Mail	4 Chicago Special	18 Omaha Fast Frt.
			Leave Daily	Leave Daily	Leave Daily		STATIONS			Arrive Daily	Arrive Daily	Arrive Daily
14,636	Y.C.W	4.30pm	7.55am	2.30am	N	JULESBURG	Jb	197.3	4.40am	8.45pm	7.55am	
3,174		4.55	8.07	2.40	7.9	Ovid		189.4	4.22	8.30	7.15	
4,868	W	s 5.10	f 8.17	2.48	14.6	Sedgwick		182.7	f 4.13	8.21	f 6.50	
2,284		f 5.31	f 8.29	2.58	22.9	Red Lion		174.4	f 4.01	8.10	f 6.25	
4,571	W	s 5.50	f 8.39	3.07	30.1	D Crook	Ck	167.2	f 3.50	f 8.01	s 6.05	
2,386		s 6.12	f 8.51	3.17	38.4	Proctor		158.9	f 3.38	f 7.51	5.40	
1,023		6.19	8.55	3.20	41.1	Powell		156.2	3.34	7.47	5.33	
5,112	W	f 6.32	s 9.02	3.26	45.6	D Iliff	F	151.7	f 3.26	f 7.41	f 5.20	
1,035		6.50	9.12	3.35	53.3	Hay Siding		144.0	3.00	7.30	5.00	
10,469	T.C.W	7.23 } 7.50 }	s 9.22	s 3.45	57.2	B. & M. R. Crossing		140.1	s	s	s	
1,802		f 8.10	f 9.34	3.54	57.6	N Sterling	St	139.7	s 2.50	s 7.23	{ 4.45 4.10 }	
2,287	W	f 8.35	f 9.44	4.02	64.2	Atwood		133.1	f 2.35	f 7.13	f 3.54	
2,406		9.00	9.56	4.13	70.2	D Merino	Mi	127.1	s 2.25	f 7.05	s 3.15	
1,020		9.10	10.02	4.19	78.4	Balzac		118.9	2.10	6.54	2.50	
5,464	W	s 9.30	s 10.09	4.25	82.9	Cooper's		114.4	2.01	6.48	2.35	
1,021		9.45	10.18	4.34	87.0	D Snyder	Sn	110.3	s 1.53	s 6.43	f 2.20	
2,225		f 10.05	s 10.26	4.40	94.1	Dodd		103.2	1.40	6.33	1.50	
	W				98.7	N Fort Morgan	Fm	98.6	s 1.33	s 6.27	f 1.33	
1,950		f 10.35	f 10.43	4.55	99.9	Water Tank		97.4				
1,238		10.50	10.50	5.02	109.0	D Weldon	Dn	88.3	f 1.16	f 6.14	f 12.45	
1,937	W	s 11.10	f 10.56	5.07	114.3	Goodrich		83.0	1.07	6.07	12.25	
1,750		11.40pm	f 11.06	5.17	117.7	D Orchard	Ch	79.6	f 1.01	f 6.03	s 12.15am	
4,998	W	s 12.32am	f 11.23	5.32	124.7	Masters		72.6	f 12.50	f 5.53	s 11.40pm	
5,502		f 1.25	f 11.40	5.43	135.4	D Hardin	Hr	61.9	f 12.32	f 5.39	s 11.00	
10,309	Y.C.W	1.55am	11.55am	5.55am	143.2	D Kersey	Kr	54.1	f 12.16	f 5.27	s 10.35	
		Arrive Daily	Arrive Daily	Arrive Daily	150.9	N LA SALLE	Sa	46.4	12.01am	5.15pm	10.10pm	
									Leave Daily	Leave Daily	Leave Daily	

(9.25)

(4.00)

(3.25)

(150.9)

(4.39)

(3.30)

(9.45)

West-bound trains will have absolute right to the track over East-bound trains of the same or inferior class. See Rule 84.

EASTERN DISTRICT—Cheyenne Wells to Denver.

Length Sidings in feet, and lo- cation of Scales, Water, Fuel, Turning Sta- tions and Wyes.	WESTWARD						Distances from Kansas City.	Time Table No. 5.		Distances from Denver	EASTWARD						
	SECOND CLASS		FIRST CLASS					June 10, 1900.			FIRST CLASS			SECOND CLASS			
	47	11	45	43	3	1		2	4		44	46	12	48			
	C.R.I.&P. Freight	Time Freight	C.R.I.&P. Passeng'r	C.R.I.&P. Passeng'r	Denver & Pac.C.Lim	Limited		Limited	Atlantic Express		C.R.I.&P. Passeng'r	C.R.I.&P. Passeng'r	Time Freight	C.R.I.&P. Freight			
Leave Daily	Leave Daily	Leave Daily	Leave Daily	Leave Daily	Leave Daily	Arrive Daily	Arrive Daily	Arrive Daily	Arrive Daily	Arrive Daily	Arrive Daily						
20,218 otow		8.05pm			12.30am	6.13am	462.5	N	CHEYENNE WELLS	Cw	177.3	5.35pm	2.35am			1.30am	
1,515		8.20			12.40	6.22	467.3		Ascalon		172.5	5.28	2.26			1.15	
2,589 y		8.35		f	12.52	6.33	473.0	N	First View	Fv	166.8	f 5.20	f 2.17			f 12.52am	
1,498		8.55		f	1.05	6.45	481.7		Arena		158.1	f 5.01	f 1.54			11.40pm	
7,615 yw		9.15		f	1.17	6.53	487.1	N	Kit Carson	Kc	152.7	s 4.54	f 1.45			s 11.20	
1,561		9.35			1.30	7.02	493.3		Sorrento		146.5	4.43	1.30			f 11.00	
1,348		f 9.55		f	1.40	7.11	499.5		Wild Horse		140.3	f 4.35	f 1.20			10.40	
1,515		10.15		f	1.50	7.20	507.0	N	Aroya	Ro	132.8	f 4.24	f 1.10			f 10.15	
1,958		f 10.45			2.08	7.35	517.2		Bo-ye-ro		122.6	f 4.10	12.57			f 9.40	
2,220 w		11.09		f	2.25	7.50	525.9		Mirage		113.9	f 3.58	f 12.45			9.15	
9,949 y		11.33		s	2.45	8.06	534.9	D	Hugo	Hu	104.9	s 3.46	s 12.33			s 8.45	
2,073		11.48pm			2.55	8.17	540.5		Bagdad		99.3	3.38	12.25			8.20	
3,147 ow		s 12.15am		f	3.06	8.28	547.4		Lake		92.4	f 3.29	f 12.15			8.00	
3,800		2.00am	s 12.30	8.25am	5.05am	s 3.12	549.9	N	Limon (C. R. I. & P. Crossing)	Mn	89.9	s 3.25	s 12.10	11.45pm	4.55pm	s 7.50	9.05pm
2,679		2.20	12.55	8.33	5.15	f 3.22	556.0	D	River Bend	Rb	83.8	f 3.15	f 12.01am	11.36	4.42	f 7.30	8.45
1,138		2.45	1.20	8.45	5.27	3.34	562.4		Cedar Point		77.4	3.05	11.51pm	11.28	4.34	7.10	8.25
2,076		3.00	1.35	8.52	5.34	f 3.41	566.6		Godfrey		73.2	f 2.55	f 11.40	11.20	4.26	6.50	8.05
1,855 w		3.15	1.50	9.00	5.42	f 3.49	571.6		Agate		68.2	f 2.47	f 11.32	11.13	4.19	f 6.35	7.50
2,914		3.30	2.05	9.10	5.51	3.58	577.3		Lowland		62.5	2.38	11.23	11.05	4.11	6.15	7.35
3,011 yw		3.50	f 2.40	9.20	6.01	f 4.10	583.6	N	Deer Trail	Dx	56.2	f 2.29	f 11.14	10.56	4.02	s 5.55	7.15
2,770 w		4.30	3.25	9.40	6.20	f 4.30	596.0	D	Byers	By	43.8	f 2.10	f 10.54	10.39	3.45	f 5.15	6.43
1,203		4.55	3.50	9.51	6.31	4.42	601.9		Strasburg		37.9	2.01	10.44	10.31	3.36	4.55	6.25
1,673		5.15	4.15	10.01	6.42	f 4.55	608.3		Bennett		31.5	f 1.51	f 10.35	10.23	3.27	f 4.35	6.05
2,507 w		5.40	4.45	10.17	6.59	f 5.12	617.8	D	Watkins	Wk	22.0	f 1.36	f 10.22	10.09	3.14	f 4.05	5.40
2,878		6.15	5.20	10.37	7.22	f 5.32	630.1		Magnolia		9.7	f 1.17	f 10.02	9.51	2.56	3.25	5.10
183,396 otow		s 6.35am	5.45am	s 10.50am	s 7.35am	s 5.50am	637.6	N	Jersey	Ra	2.2	s 1.05pm	s 9.50pm	s 9.40pm	s 2.45pm	2.55pm	s 4.45pm

The figures below are for information only.—See Time Table of Northern District, for running Time Table between Denver and Jersey.

	6.45am	11.00am	7.45am	6.00am	11.10am	639.8	N } DENVER { De	12.55pm	9.40pm	9.30pm	2.35pm	4.30pm	Ud			
	Arrive Daily	Arrive Daily	Arrive Daily	Arrive Daily	Arrive Daily			Leave Daily	Leave Daily	Leave Daily	Leave Daily	Leave Daily				

(4.45) (9.40) (2.35) (2.40) (5.30) (4.57) (177.3) (4.40) (4.55) (2.15) (2.20) (10.35) (4.35)

West-bound Trains will have absolute right to the Track over East-bound Trains of the same or inferior class. See Rule 84.

BOULDER BRANCH—Brighton to Boulder.

Length of Sidings in feet, and Location of Scales, Water, Fuel, Turning Stations and Wyes.	WESTWARD				Distances from Brighton.	Time Table No. 5.		Distances from Boulder.	EASTWARD			
	SECOND CLASS					June 10th, 1900.			SECOND CLASS			
						15 Mixed	STATIONS		16 Mixed			
				Leave Daily				Arrive Daily				
7,481 y. w				5.50am		N. BRIGHTON Bi	27.6	1.10pm				
				6.00	4.0	4.0 Yoxall	23.6	12.55				
1,941				6.15	7.2	7.2 Dick	20.4	12.45				
1,311				6.25	10.5	10.5 St. Vrains	17.1	12.30				
3,044					12.7	12.7 McKissicks	14.9					
895				6.40	14.3	14.3 Erie Ex	13.3	12.15pm				
					15.1	15.1 B. & M. R. R. R. Crossing	12.5					
4,023 o. y.					15.4	15.4 Northrop	12.2					
3,387				6.50	16.3	16.3 Canfield	11.3	11.00am				
1,385				7.01	20.1	20.1 White Rock	7.5	10.47				
2,638				7.12	23.9	23.9 Valmont	3.7	10.35				
1,602 y				7.20am	26.2	26.2 Boulder Junction	1.4	10.25am				

The figures given below are for information only.—See Time Table and Rules of Colorado and Southern Ry., for running between Boulder Junction and Boulder.

				7.30am	27.6	27.6 D. BOULDER Br		10.15am				
				Arrive Daily				Leave Daily				

(1.40)

(27.6)

(2.55)

West-bound trains will have absolute right to the track over East-bound trains of the same or inferior class. See Rule 84.

Telegraph signal lamps are not required to be kept burning after regular trains for the day have passed.

West-bound Trains will have absolute right to the track over East-bound Trains of the same or inferior class. See Rule 84.

MILEAGE.

NEBRASKA DIVISION.

Eastern District	Council Bluffs to Grand Island	156.00	
Middle District	Grand Island to North Platte	137.23	
Western District	{ North Platte to Sidney	123.32	
	{ Sidney to Cheyenne	102.09	518.64

BRANCHES.

Beatrice Branch	Valley to Beatrice	96.66	
Stromsburg Branch	Valparaiso to Stromsburg	53.30	
Norfolk Branch	Columbus to Norfolk	50.37	
Albion Branch	Oconee to Albion	34.54	
Cedar Rapids Branch	Genoa to Cedar Rapids	30.55	
Ord Branch	Grand Island to Ord	60.77	
Scotia Spur	Scotia Junction to Scotia	1.37	
Loup City Branch	St. Paul to Loup City	39.40	
Pleasanton Branch	Boelus to Pleasanton	22.06	
Kearney Branch	Kearney to Callaway	65.74	454.76

Total Nebraska Division

973.40

WYOMING DIVISION.

Eastern District	{ Cheyenne to Laramie	56.55	
	{ Laramie to Rawlins	136.44	
Middle District	{ Rawlins to Green River	135.63	
	{ Green River to Evanston	110.29	
Western District	{ Evanston to Ogden	75.91	514.82

BRANCHES.

Carbon Cut-Off Ry.	Allen Junction to Hanna	16.98	
Echo and Park City Ry.	Echo to Park City	27.59	44.57

Total Wyoming Division

559.39

KANSAS DIVISION.

Eastern District	Kansas City to Junction City	138.70	
Middle District	Junction City to Ellis	163.94	
Western District	Ellis to Cheyenne Wells	159.66	462.30

BRANCHES.

Leavenworth Branch	Leavenworth to Lawrence	31.63	
Manhattan Branch	Manhattan to Beatrice	92.35	
Blue Springs Spur	Blue Springs Junction to Blue Springs67	
Junc. City & Ft. Kearney Ry.	Junction City to Concordia	70.86	
Junc. City & Ft. Kearney Ry.	Lawrenceburg to Belleville	17.15	
Salina and So. Western Ry.	Salina to McPherson	35.46	
Solomon R. R.	Solomon to Beloit	56.83	
Colby Branch	Salina to Oakley, via Colby	225.35	530.30

Total Kansas Division

992.60

COLORADO DIVISION

Eastern District	Cheyenne Wells to Jersey	* 175.15	
Northern District	Cheyenne to Denver	* 106.17	
Julesburg District	Julesburg to LaSalle	151.53	432.85

BRANCH.

Boulder Branch	Brighton to Boulder	27.00	
----------------------	---------------------------	-------	--

Total Colorado Division

459.85

* Joint Track Jersey to Denver.

RECAPITULATION.

NEBRASKA DIVISION	973.40
WYOMING DIVISION	559.39
KANSAS DIVISION	992.60
COLORADO DIVISION	459.85
TOTAL	2,985.24