

UNION PACIFIC SYSTEM



Time Tables

Union Pacific Railroad Co.
Oregon Short Line R. R. Co.
Oregon-Washington R. R. & Nav. Co.
Los Angeles & Salt Lake R. R. Co.

The St. Joseph and
Grand Island Railway Co.

UNION PACIFIC SYSTEM



Time Tables

Union Pacific Railroad Co.
Oregon Short Line R. R. Co.
Oregon-Washington R. R. & Nav. Co.
Los Angeles & Salt Lake R. R. Co.

The St. Joseph and
Grand Island Railway Co.

The COLUMBINE



**FLOWER
OF
TRAVEL
COMFORT
TO
COLORADO**




A NEW year-round train named for the state flower of Colorado! The last word in travel elegance between Chicago, Omaha and Denver!

Extra large Observation Platform—Library, the late magazines—commodious Writing Compartment—the latest market reports—deep, cushiony chairs; rich, thick carpeting and wide windows that frame the vistas of the West.

A Men's Club Room for a friendly rubber of bridge—smokes—and an atmosphere that promotes acquaintance with your fellowman... A Women's Lounge for peaceful privacy, with little feminine touches... A Barber Shop, a Valet and a Shower Bath to freshen you up... Fountain Service delightful for a soda or a sundae or a long, cool drink.

The Dining Car viands are the best that the great markets East and West



can supply. The excellence of the silver and linen and tableware can be taken for granted—but not the old-fashioned courtesy of our specially trained waiters. The equipment includes up-to-date Pullman cars with sections, and with drawing-rooms and compartments which may be used singly or en suite.

THE COLUMBINE

*Flower of Travel Comfort
Year Around Train*

WESTBOUND	
Lv. Chicago (C.&N.W.-U.P.)	10:30 a. m.
Lv. Omaha " "	12:25 a. m.
Ar. Denver " "	2:00 p. m.
EASTBOUND	
Lv. Denver (U.P.-C.&N.W.)	3:45 p. m.
Ar. Omaha " "	6:30 a. m.
Ar. Chicago " "	7:45 p. m.

COLORADO EXPRESS

*For a Late Evening Departure
Year Around Train*

WESTBOUND	
Lv. Chicago (C.&N.W.-U.P.)	11:59 p. m.
Lv. Omaha " "	4:25 p. m.
Ar. Denver " "	7:15 a. m.
EASTBOUND	
Lv. Denver (U.P.-C.&N.W.)	11:30 p. m.
Ar. Omaha " "	3:30 p. m.
Ar. Chicago " "	7:00 a. m.

DENVER SPECIAL

*Popular Seasonal Train
Commencing June 5th*

WESTBOUND	
Lv. Chicago (C.&N.W.-U.P.)	6.05 p. m.
Lv. Omaha " "	8.20 a. m.
Ar. Denver " "	8.30 p. m.
EASTBOUND	
Lv. Denver (U.P.-C.&N.W.)	11.40 a. m.
Ar. Omaha " "	2.10 a. m.
Ar. Chicago " "	4.05 p. m.

UNION PACIFIC SYSTEM

General Index

Classification	Pages	Classification	Pages	Classification	Pages
General Information—		Hastings and Kearney.....	61	Branch Lines in Montana—	
Adjustment of Fares.....	89	Omaha, Kearney and Stapleton.....	61	West Yellowstone, Ashton and Idaho Falls.....	66
Baggage.....	90	Omaha, North Platte and Cottier.....	62	Branch Lines in Oregon—	
Stopovers.....	89	Lincoln, Beatrice, Marysville, and Manhattan.....	62	Nyssa, Homedale and Erb.....	68
Lost Articles.....	90	Branch Lines in Kansas—		Ontario, Vale, Brogan; Vale, Crane, Burns.....	68
National Travelers Aid Society.....	90	Marysville and Topeka.....	60	Blakes Junction and Homestead.....	69
Telegraph Information.....	90	Lawrence and Leavenworth.....	62	Portland, LaGrande and Joseph.....	69
Miscellaneous Information.....	89, 90	Leavenworth and Miltonvale.....	62	Portland and Spokane Short Line, Wallula, Walla Walla and Lewiston.....	69
Union Pacific Travel Library.....	93, 94	Lincoln, Beatrice, Marysville, and Manhattan.....	62	Portland, Walla Walla, Lewiston and Spokane via Pendleton.....	70
Index to Union Pacific Stations.....	5 to 10	Kansas City, Junction City, Concordia and Belleville.....	63	Portland, Lewiston and Grangeville.....	72
Pullman Sleeping Car Fares.....	11, 12	Kansas City, Salina, Solomon, Beloit.....	63	Pendleton and Pilot Rock.....	73
Condensed Time Tables—		Kansas City, Salina and McPherson.....	63	Portland, Heppner Jct. and Heppner.....	73
Chicago, Omaha and California.....	13, 14	Kans. City, Salina, Plainville, Oakley.....	63	Portland, Arlington and Condon.....	73
Minneapolis, St. Paul, Sioux City, Omaha and Los Angeles.....	13	Branch Lines in Colorado—		Portland, Biggs and Shaniko.....	74
To and from Yellowstone Park.....	14	Denver and Boulder.....	64	Portland, Redmond and Bend.....	74
Chicago, Omaha and Idaho, Oregon and Washington.....	15	Denver and Ft. Collins.....	64	Portland, Seattle, Centralia, Aberdeen, Hoquiam and Tono.....	74
Portland, Walla Walla, Lewiston, and Spokane.....	15	Denver, Greeley and Briggsdale (via St. Vrain).....	64	Portland, Seattle, Tacoma and Olympia.....	75
Chicago, Omaha and Denver.....	16	Greeley and Purcell.....	64	Portland, Seattle, Tacoma and Camp Lewis.....	75
St. Louis, Kansas City, Denver and California, Idaho, Oregon and Washington.....	16	Branch Lines in Wyoming—		Portland, Astoria, Megler and North Beach.....	75
Salt Lake City, Pocatello, Idaho Falls, Ashton, West Yellowstone, Butte.....	17, 18	Cottier, North Platte and Omaha.....	61	Branch Lines in Washington—	
Salt Lake City, Buhl, Boise, Portland, and Seattle.....	17	Kemmerer and Cumberland.....	65	Portland, Wallula, Walla Walla and Spokane.....	69
Butte, Salt Lake City, Los Angeles.....	17	Branch Lines in Utah—		Portland, Walla Walla, Lewiston and Spokane via Pendleton.....	70
Salt Lake City and Cedar City.....	17	Echo and Park City.....	64	Portland, Walla Walla, Kennewick and Yakima.....	71
Salt Lake City, Boise and Spokane.....	18	Salt Lake and Ogden.....	65, 66	Pendleton, Walla Walla, Bolles, Dayton.....	71
Seattle, Tacoma, Portland and San Francisco and Los Angeles.....	18	Brigham and Malad.....	65	Pendleton, Starbuck and Pomeroy.....	71
San Francisco and Los Angeles.....	17, 18	Cache Jct., Logan and Preston.....	65	Grangeville, Lewiston and Portland.....	72
Equipment Through Trains.....	19 to 26	Salt Lake City and Los Angeles, via Provo.....	76	Pendleton, LaCrosse and Connell.....	72
Main Line Train Schedules—		Salt Lake City, Tintic, Eureka and Silver City.....	76	Spokane and Wallace.....	73
Chicago and Omaha to Ogden, Salt Lake City and California.....	27 to 30	Salt Lake City, Delta and Fillmore.....	77	Bell and Amwaco.....	73
California, Salt Lake City and Ogden to Omaha and Chicago.....	31 to 34	Salt Lake City and Bingham.....	76	Olympia, Tacoma, Seattle, Portland.....	75
Between Chicago, Omaha, Denver, Ogden, Salt Lake City and Los Angeles.....	35 to 38	St. John and Ophir R. R.....	77	Camp Lewis, Tacoma, Seattle and Portland.....	75
Between Chicago, Omaha, Denver, Ogden and San Francisco.....	39, 40	Milford and Newhouse.....	77	Branch Lines in Nevada—	
Between Chicago, Omaha, Butte, Spokane, Portland, Tacoma and Seattle.....	41 to 46	Salt Lake, Lund and Cedar City.....	77	Twin Falls, Rogerson and Wells.....	67
Between Chicago, Omaha, Denver 51, 52		Branch Lines in Idaho—		Caliente and Pioche.....	77
Between St. Louis, Kansas City, Colorado and California, Idaho, Oregon and Washington.....	53 to 56	Malad and Brigham.....	65	Moapa and St. Thomas.....	77
Between Salt Lake City, Ogden, Pocatello and Butte.....	57, 58	Preston, Logan and Cache Jct.....	65	Salt Lake & Los Angeles via Provo.....	76
Between St. Joseph and Grand Island.....	59	Montpelier and Paris.....	65	Branch Lines in California—	
Between Council Bluffs, Omaha, Lincoln, Marysville, Topeka, Kans. Cy.....	60	Alexander and Grace.....	65	Los Angeles and Salt Lake City via Provo.....	76
Map of Union Pacific System and Connections.....	47 to 50	Blackfoot, Aberdeen and Mackay.....	65	Los Angeles, Glendale and Verdugo Park.....	78
Branch Lines in Nebraska—		Orvin and St. Anthony.....	66	Los Angeles, Long Beach and East San Pedro, Los Angeles Harbor.....	78
Omaha, Columbus and Albion.....	59	Ucon and St. Anthony.....	66	Los Angeles, Pico and Anaheim.....	78
Omaha, Columbus and Spalding.....	59	Idaho Falls, Ashton, W. Yellowstone.....	66	Los Angeles and Pasadena.....	78
Council Bluffs, Omaha, Valparaiso, Central City.....	60	Ashton and Victor.....	66	Connecting Line Train Service—	
Valley, Valparaiso, Lincoln, Beatrice.....	60	Minidoka, Oakley, Twin Falls, Buhl, Rogerson and Wells.....	67	At Omaha.....	79, 80
Beatrice and Marysville.....	60	Rupert and Bliss.....	67	At Kansas City.....	81, 82
Omaha, Columbus and Norfolk.....	61	Burley and Idaho.....	67	At Butte, Mont.....	81, 82
Omaha, Grand Island and Ord.....	61	Burley and Oakley.....	67	At Ogden and Salt Lake City.....	81
Omaha, Grand Island, Loup City and Pleasanton.....	61	Shoshone and Ketchum.....	67	At Sacramento.....	82
		Richfield and Hill City.....	67	At Los Angeles and San Bernardino.....	82
		Nampa and Murphy.....	67	Miscellaneous points.....	77 to 80
		Nampa and McCall.....	68	Connecting Steamship Lines.....	
		Caldwell and Wilder.....	68	Union Pacific System Representatives.....	91 to 94
		Payette and Emmett.....	68	Department of Tours Representatives—	
		Grangeville, Lewiston, Pendleton, Portland.....	72	93, 94
		Moscow, Colfax, Pendleton, Spokane.....	72		
		Wallace and Spokane.....	73		
		Amwaco and Bell.....	73		
		Tekoa, Wallace, Enaville, Prichard.....	73		
		Lewiston, Spokane, Walla Walla and Portland.....	69, 70		

INDEX TO UNION PACIFIC SYSTEM STATIONS

Each Time Table is numbered. The numbers opposite the Stations are the numbers of the time tables in which the stations are shown.
Stations marked ■ are located on Divisions indicated by table numbers, but are not shown in folder tables.

Table No.	Table No.	Table No.	Table No.	Table No.	Table No.	Table No.	Table No.
Aberdeen, Idaho.....57	Auburn, Wash.....19	■Big Eddy, Ida.....64	■Bruno, Ore.....19	Chard, Wash.....76	■Cosgriff, Wyo.....19	Diamond, Wash.....72	■Ennis, Wash.....74
Aberdeen, Wash.....82	Aull, Colo.....21	■Biggum, Wash.....73	Bryan, Wyo.....15, 16	■Chase, Cal.....17	Cosmopolis, Wash.....87	Diamondville, Wyo.....19	Enola, Neb.....29
Aberdeen Jct., Ida.....51	■Austin, Ida.....54	Bigos, Ore.....19, 85	Bryman, Cal.....17	Chatcolet, Idaho.....79	Cotesfield, Neb.....30	Dietrich, Idaho.....19	■Enright, Mont.....22
Ablene, Kan.....21	Austin, Neb.....108	Big Springs, Ida.....55	Buck Creek, Kan., 21, 27	■Chaffield, Ore.....19	Cottier, Wyo.....34	Dike, Nev.....17	■Enrose, Idaho.....19
Acequia, Ida.....57, 58	Avon Utah.....98	Big Springs, Neb., 15, 16, 20	Buckingham, Ida.....68	Chahalas, Wash.....12, 19	■Cotton, Idaho.....22	Dillon, Mont.....22	Enterprise, Kan., (see
Acoma, Nev.....17	Axtell, Kan.....23	Big Stranger, Kan., 35	Bucoda, Wash.....19	■Chelsea, Wyo., 15, 16	Cottonwood, Idaho.....76	Dingle, Idaho.....19	Detroit).....21
Acton, Nev.....17	Ayer, Wash.....72	Birdwood, Neb., 15, 16, 20	Buda, Neb., 15, 16, 32	■Chemung, Colo.....21	■Cottrell, Ida.....59	■Dishman, Wash.....74	Enterprise, Ore.....70
Acton, Wash.....73	Ayer Jct., Wash., 5, 7, 12	Bishop, Wash.....76	■Budge, Ida.....58	Cheney, Wash.....71	Coulam, Idaho.....22	Divide, Mont.....22	Erb, Ida.....66
■Adams, Colo.....21	■Azusa, Wyo., 15, 16	■Bismark Grove, Kan., 35	Buena, Wash.....73	Cherokee, Wyo., 15, 16	Council, Idaho.....111	Divide, Wash.....71	Erie, Utah.....17
Adams, Ore.....72		Bitter Creek, Wyo., 15, 16	Buena Vista, Utah.....17	■Cherry Creek, Utah.....47	Council Bluffs, Ia., 15	Dix, Neb.....15, 16	Erda, Colo.....41
■Adams, Utah.....19		Bixby, Cal.....103	Buffalo Park, Kan., 21	■Chester, Ida.....55	Dixie, Ore.....108	Dodge, Colo.....20	Erksine, Nev.....17
■Adelaide, Idaho.....19	■Bach, Idaho.....22	■Blackburn, Ida.....103	■Buford, Wyo., 15, 16	Chester, Wash.....72	■Dodd, Colo.....20	■Dodson, Ore.....19	Erskine, Ore.....85
Adger, Idaho.....19	■Bacon, Ore.....19	Black Buttes, Wyo., 15, 16	Buhl, Idaho.....10, 57	Chew, Wash.....71	■Dodson, Ore.....19	■Estes, Ida.....55	Estas, Wash.....77
■Adrian, Colo.....20	■Bade, Ore.....74	Blackfoot, Idaho 22, 52	Buick, Colo.....21	Cheyenne, Wyo., 1, 2, 4, 7, 15, 16, 17, 18, 19, 21	■Dolberg, Idaho.....19	Donald, Wash.....73	Estas Park, Colo.....42
Adrian, Ore.....66	■Badger, Neb.....27	Black Lake, Ida.....79	■Bulleum, Ida.....48	■Cheyenne Walls, Colo. 21	Donald, Wash.....73	Doniphan, Neb., 23	Etna, Nev.....17
Adrian, Wash.....17	■Bagdad, Colo.....21	Black Rock, Utah, 9a, 17	Bundy, Idaho.....76	Chicago, Ill., 3, 4, 6, 15, 16, 17, 18, 19, 20, 22	Donnelly, Idaho.....64	Donovan, Wyo., 19	Eureka, Ore.....12
Agate, Colo.....27	■Bailey, Ore.....19	Black Wolf, Kan.....21	Bunker Hill, Kan., 21	Chimney Rock, Neb., 34	Donnelly, Idaho.....64	Donovan, Mont., 109	Eureka Lake, Kan., 21
Agnew, Neb.....27	Baker, Idaho.....109	■Black's Creek, Ida.....19	Burley, Idaho, 57, 59, 60	Chinook, Wash.....93	■Doran, Idaho.....19	Dorrance, Kan., 21	Evadne, Wash.....19
■Aiken, Kan.....52	Baker, Ore., 4, 7, 19, 108	Blain, Ida.....62	Burmah, Idaho.....62	■Christmas, Ida.....64	■Dorrance, Kan., 21	■Dorsey, Colo.....20	Evans, Colo., 21, 43
Alaska, Wash.....17	■Bakers, Utah.....22	Blair, Kan.....23	Burnett, Cal.....103	■Chubbuck, Idaho.....22	■Double, Kan., 23	■Dove, Colo.....21	Evans, Utah.....47
Albany, Wyo.....107	Bakersfield, Cal.....12	Blairtown, Wyo., 15, 16	Burns, Ore.....15, 16	Church Bases, Wyo., 15, 16	■Downey, Idaho.....22	■Downey, Idaho.....22	Evansville, Wyo., 1, 15, 16, 17, 18, 21
■Albina, Ore.....25	■Balaaam, Ida.....61	Blakes, Ore.....72	Burns, Wyo.....57	■Church Hill, Ida.....60	■Downey, Idaho.....22	■Downey, Ore.....72	Everett, Wash.....110
Albion, Neb.....78	Balch, Cal.....17	Blakes Jct., Ore.....69	Burrington, Utah.....94	■Cibola, Idaho.....19	■Downey, Ore.....72	■Drake, Kan.....35	■Ewing, Ore.....83
Albion, Wash.....67	■Balch, Wash.....87	■Blacklock, Ore.....19	Bushnell, Neb., 15, 16	■Cima, Cal.....17	■Downey, Ore.....72	■Draper, Utah.....94	■Factory, Idaho.....22
Albritton, Ore.....78	Balta, Kan.....21	Blaser, Idaho.....19	■Butler, Ida.....48	■Circles, Ore.....67	■Downey, Ore.....72	Driggs, Idaho.....56	Fairbury, Neb., 23
Alida, Neb., 15, 16, 20	■Balzac, Colo.....20	Bliss, Idaho, 10, 19, 58	■Buzzard's Foothold, Neb., 33	■Circles, Ore.....67	■Downey, Ore.....72	Drummond, Idaho.....56	Fairfield, Idaho.....62
Alden, Colo.....43	Bancroft, Idaho.....19	■Bloom, Utah.....17	Butte, Mont., 8, 9, 19, 22	■Circles, Ore.....67	■Downey, Ore.....72	Dry Lake, Nev.....17	Fairfield, Neb., 23
Alexander, Idaho 19, 51	Banks, Idaho.....64	Blues Canyon, Cal., 18	Buxton, Mont.....21	■Clarke, Ore.....19	■Downey, Ore.....72	■Dry Lake, Nev.....17	Fairfield, Wash.....72
Alexandria, Neb., 23	Bannock, Idaho.....19	■Blues Mount'n, Ore, 72	Byers, Idaho.....21	■Clarks, Neb., 15, 16, 20	■Downey, Ore.....72	Duncan, Neb., 15, 16, 20	Fairmont, Kan., 35
■Alfa, Ore.....67	■Barclay, Nev.....17	Blue Rapids, Kan., 36	Byrne, Idaho.....53	■Clarnie, Ore.....19	■Downey, Ore.....72	Duncan, Neb., 15, 16, 20	Fairview, Ore.....19
■Alfalfa Center, Neb., 15, 16, 20	Bard, Nev.....17	Blue Spgs, Neb., 27	Byron, Nev.....17	■Clay Center, Kan., 35, 37	■Downey, Ore.....72	Dunbar, Utah.....17	Falls, Idaho.....68
Alice, Ore.....70	■Barlow, Ida.....54	Bluffs, Ore.....86	■Caberton, Ida.....64	■Clayton, Ore.....19	■Downey, Ore.....72	Dunbar, Neb., 15, 16, 20	Fallon, Cal., 17
Alida, Kan.....37	■Barneston, Neb., 27	■Bly, Cal.....17	Cache Jct. Utah, 22, 48	■Clayton, Ore.....19	■Downey, Ore.....72	Dunbar, Neb., 15, 16, 20	Falls City, Ida.....58
Allen, Wyo., 15, 16	■Barnett, Ore.....84	■Boardman, Ore.....19	Cairo, Ore.....67	■Clayton, Ore.....19	■Downey, Ore.....72	Dunbar, Neb., 15, 16, 20	Fargher, Ore.....86
■Allendale, Ida.....65	■Barnhart, Ore.....19	Boards, Neb., 31	■Cajon, Cal.....17	■Claytonia, Ida.....66	■Downey, Ore.....72	Dunbar, Neb., 15, 16, 20	■Farley, Ore.....19
Almota, Wash.....76	■Barratts, Mont.....22	■Boas, Neb., 30	■Calada, Cal.....17	■Clearfield, Idaho.....46	■Downey, Ore.....72	Dunbar, Neb., 15, 16, 20	Farmer, Neb., 23
Alpowa, Wash.....40	■Barrett, Ore.....72	■Boas, Neb., 30	■Caloide, Ida.....48	Clear Water, Cal.....103	■Downey, Ore.....72	Dunbar, Neb., 15, 16, 20	Farmington, Utah.....46
■Altair, Kan.....17	■Barrymore, Ida.....58	■Bohna, Ore.....67	Calwell, Ida., 19, 65	Cleburne, Kan., 36	■Downey, Ore.....72	Dunbar, Neb., 15, 16, 20	Farmington, Wash., 72
Altamont, Wyo., 15, 16	Barstow, Cal.....17	Boise, Idaho, 4, 7, 10, 64	■Caliente, Nev., 1, 17, 94, 100	Cleff, Idaho.....19	■Downey, Ore.....72	Dunbar, Neb., 15, 16, 20	Farrell, Ida.....64
■Alto, Wash.....75	■Bartello, Cal.....17	■Boles, Wash., 72, 74	Callaway, Neb., 33	■Clem, Ore.....84	■Downey, Ore.....72	Dunbar, Neb., 15, 16, 20	■Farrier, Nev.....17
■Amalgia, Ida.....57	■Barton, Neb.....20	Bond, Mont.....22	■Callis Fort, Utah.....22	■Clem, Ore.....84	■Downey, Ore.....72	Dunbar, Neb., 15, 16, 20	■Farrin, Ida.....52
American, Cal.....18	■Baskin, Utah, 15, 16	■Bonner Spgs., Kan., 21, 27	Camas, Idaho.....21	■Clifford, Colo.....21	■Downey, Ore.....72	Dunbar, Neb., 15, 16, 20	■Farrin, Ida.....52
American Falls, Ida., 19	Bassett, Idaho.....22	■Bonnaville, Ore.....19	Cambridge, Idaho, 111	■Clifton, Idaho.....22	■Downey, Ore.....72	Dunbar, Neb., 15, 16, 20	■Farrin, Ida.....52
American Fork, Utah 94	Bates, Utah.....97	■Boone, Neb., 25	Camfield, Colo., 44	■Clifton, Kan.....37	■Downey, Ore.....72	Dunbar, Neb., 15, 16, 20	■Farrin, Ida.....52
Arms, Neb., 15, 16, 20	Batesville, Ore., 108	■Boone, Wash., 73	■Camp, Ore.....19	■Cloveley, Colo., 43, 44	■Downey, Ore.....72	Dunbar, Neb., 15, 16, 20	■Farrin, Ida.....52
■Amsterdam, Ida.....57	■Batiste Springs, Ida., 19	■Boone, Wash., 73	■Campbell, Ore.....19	■Clyde, Kan.....37	■Downey, Ore.....72	Dunbar, Neb., 15, 16, 20	■Farrin, Ida.....52
Amwaco, Idaho.....80	Battle Mountain, Nev., 18	■Boone, Wash., 73	■Camp Funston, Kan., 21	■Coalmont, Colo., 107	■Downey, Ore.....72	Dunbar, Neb., 15, 16, 20	■Farrin, Ida.....52
Anaheim, Cal.....104	■Bauer, Utah.....95	■Boone, Wash., 73	■Camp Lewis, Wash., 19, 90, 91	■Coalville, Utah.....45	■Downey, Ore.....72	Dunbar, Neb., 15, 16, 20	■Farrin, Ida.....52
■Anan, Neb.....23	Bavaria, Kan., 21	■Borden, Utah.....17	■Campus, Kan., 20	■Cobbe, Idaho.....19	■Downey, Ore.....72	Dunbar, Neb., 15, 16, 20	■Farrin, Ida.....52
■Anderson, Ida.....81	■Baxter, Cal.....17	■Borden, Wyo.....19	■Canton, Colo.....21	■Coburn, Nev.....18	■Downey, Ore.....72	Dunbar, Neb., 15, 16, 20	■Farrin, Ida.....52
■Ankney, Wash.....71	■Baxter, Wyo., 15, 16	■Bosler, Wyo., 15, 16, 21	■Canyon, Wash., 72	■Cochran, Kan., 35	■Downey, Ore.....72	Dunbar, Neb., 15, 16, 20	■Farrin, Ida.....52
■Antelope, Wyo., 15, 22	Bay State, Neb., 15, 16	■Boulder, Colo., 41	■Canyon, Wash., 72	■Cody, Kan.....40	■Downey, Ore.....72	Dunbar, Neb., 15, 16, 20	■Farrin, Ida.....52
Apex, Mont.....17	Beatrice, Neb., 27, 36	■Boulder, Ore.....19	■Cardon, Utah.....48	■Cokeville, Wyo., 19	■Downey, Ore.....72	Dunbar, Neb., 15, 16, 20	■Farrin, Ida.....52
■Apex, Nev.....58	■Beattie, Kan., 23	■Boulder, Ore.....19	■Carleton, Neb., 23	■Colby, Kan.....40	■Downey, Ore.....72	Dunbar, Neb., 15, 16, 20	■Farrin, Ida.....52
■Appleton, Ida.....57	■Beatty, Ida.....19	■Boulder, Ore.....19	■Carlin, Nev.....18	■Cole, Idaho.....19	■Downey, Ore.....72	Dunbar, Neb., 15, 16, 20	■Farrin, Ida.....52
■Appleton, Kan., 23	■Beatty, Nev.....112	■Boulder, Ore.....19	■Carlson, Wyo., 19	■Colfax, Ida.....18	■Downey, Ore.....72	Dunbar, Neb., 15, 16, 20	■Farrin, Ida.....52
■Apple Valley, Idaho 19	■Beaudine, Idaho.....22	■Bowmont, Idaho.....63	■Carneiro, Kan., 21	■Colfax, Wash., 71, 72, 78	■Downey, Ore.....72	Dunbar, Neb., 15, 16, 20	■Farrin, Ida.....52
■Ara, Colo.....41	■Beaver, Idaho.....81	■Boyd, Nev.....17	■Carp, Nev.....17	■College, Colo.....72	■Downey, Ore.....72	Dunbar, Neb., 15, 16, 20	■Farrin, Ida.....52
■Arapahoe, Colo.....21	■Becks, Utah, 22, 46	■Boyer, Colo.....42	■Carr, Colo.....21	■Collins, Ida.....52	■Downey, Ore.....72	Dunbar, Neb., 15, 16, 20	■Farrin, Ida.....52
■Arcadia, Ore.....19	■Beckwith, Wyo., 19	■Boyle, Kan.....35	■Carrolls, Wash., 19	■Collins, Ida.....52	■Downey, Ore.....72	Dunbar, Neb., 15, 16, 20	■Farrin, Ida.....52
■Archer, Wyo., 15, 16	Beatville, Idaho.....60	■Bracken, Nev.....17	■Carter, Idaho.....81	■Collinston, Utah.....22	■Downey, Ore.....72	Dunbar, Neb., 15, 16, 20	■Farrin, Ida.....52
■Aro, Idaho.....52	■Belgrade, Neb., 26	■Bradley, Ida.....79	■Carter, Wyo., 15, 16	■Colfax, Idaho.....19	■Downey, Ore.....72	Dunbar, Neb., 15, 16, 20	■Farrin, Ida.....52
■Aroloa, Kan.....21	■Bell, Cal.....103	■Brady, Idaho.....19	■Cascade, Idaho.....64	■Colores, Wyo., 15, 16	■Downey, Ore.....72	Dunbar, Neb., 15, 16, 20	■Farrin, Ida.....52
■Ardon, Nev.....17	■Bell, Wash., 72, 79, 80	■Brady Island, Neb., 15, 16, 20	■Cascade Locks, Ore., 19	■Colton, Cal., 17, 94	■Downey, Ore.....72	Dunbar, Neb., 15, 16, 20	■Farrin, Ida.....52
■Arona, Colo.....22	■Bellevue, Kan., 37	■Brainard, Neb., 28	■Casement, Kan., 37	■Colton, Neb., 15, 16	■Downey, Ore.....72	Dunbar, Neb., 15, 16, 20	■Farrin, Ida.....52
■Armo, Idaho.....64	■Bellevue, Idaho.....61	■Bramwell, Idaho.....64	■Casey, Ore.....19	■Colton, Neb., 15, 16	■Downey, Ore.....72	Dunbar, Neb., 15, 16, 20	■Farrin, Ida.....52
■Arling, Idaho.....68	■Bellinham, Wash., 110	■Brant, Cal.....17	■Castle, Ore.....19	■Colton, Neb., 15, 16	■Downey, Ore.....72	Dunbar, Neb., 15, 16, 20	■Farrin, Ida.....52
■Arlington, Ore., 19, 84	■Belmar, Neb., 34	■Breakers, Wash., 93	■Castle Rock, Utah 15, 16	■Colton, Neb., 15, 16	■Downey, Ore.....72	Dunbar, Neb., 15, 16, 20	■Farrin, Ida.....52
■Armstead, Mont., 8, 22, 108	■Belmont, Utah.....47	■Bremen, Kan., 23	■Castle Rock, Wash., 19	■Colton, Neb., 15, 16	■Downey, Ore.....72	Dunbar, Neb., 15, 16, 20	■Farrin, Ida.....52
■Armstrong, Wash., 79	■Beloit, Kan., 38	■Bremerton, Wash., 92	■Cataldo, Idaho.....79	■Colton, Neb., 15, 16	■Downey, Ore.....72	Dunbar, Neb., 15, 16, 20	■Farrin, Ida.....52
■Armstrong, Kas., 21, 27	■Belt, Ida.....53	■Belvidere, Mont., 109	■Cavanaugh, Ida., 19	■Colton, Neb., 15, 16	■Downey, Ore.....72	Dunbar, Neb., 15, 16, 20	■Farrin, Ida.....52
■Army, Ida.....52	■Belvidere, Idaho.....64	■Bridal Veil, Ore., 19	■Cayuse, Ore.....19	■Colton, Neb., 15, 16	■Downey, Ore.....72	Dunbar, Neb., 15, 16, 20	■Farrin, Ida.....52
■Arnold, Neb.....33	■Belvidere, Neb., 23	■Bridgeport, Kan., 39	■Cecil, Ore., 83	■Colton, Neb., 15, 16	■Downey, Ore.....72	Dunbar, Neb., 15, 16, 20	■Farrin, Ida.....52
■Aroya, Colo.....21	■Belvue, Kan., 23	■Bridger, Wyo., 15, 16	■Cedar, Ida.....57	■Colton, Neb., 15, 16	■Downey, Ore.....72	Dunbar, Neb., 15, 16, 20	■Farrin, Ida.....52
■Arrington, Kan., 35	■Bend, Ore.....86	■Briggsdale, Colo., 43	■Cedar City, Ut., 1, 7, 9a	■Colton, Neb., 15, 16	■Downey, Ore.....72	Dunbar, Neb., 15, 16, 20	■Farrin, Ida.....52
■Ascalon, Colo.....21	■Benicia, Cal., 18	■Brighton, Utah, 22, 47	■Cedar Point, Colo., 21	■Colton, Neb., 15, 16	■Downey, Ore.....72	Dunbar, Neb., 15, 16, 20	■Farrin, Ida.....52
■Ash, Wash.....71	■Benjamin, Utah.....94	■Brighton, Colo., 6, 20	■Cedar Rapids, Neb., 26	■Colton, Neb., 15, 16	■Downey, Ore.....72	Dunbar, Neb., 15, 16, 20	■Farrin, Ida.....52
■Ashby, Wash.....71	■Bennett, Colo.....21	■Broadwater, Neb., 34	■Cecil, Ore., 19, 86	■Colton, Neb., 15, 16	■Downey, Ore.....72	Dunbar, Neb., 15, 16, 20	■Farrin, Ida.....52
■Ash Grove, Kan.....106	■Benning, Ida.....59	■Brookhoff, Neb., 34	■Centennial, Wyo., 107	■Colton, Neb., 15, 16	■Downey, Ore.....72	Dunbar, Neb., 15, 16, 20	■Farrin, Ida.....52
■Ashland, Ore.....12	■Bennington, Kan., 38	■Brogon, Ore.....67	■Centerville, Utah.....46	■Colton, Neb., 15, 16	■Downey, Ore.....72	Dunbar, Neb., 15, 16, 20	■Farrin, Ida.....52
■Ashton, Ida., 8, 22, 55, 56	■Benson, Utah.....48	■Brookville, Kan., 21	■Central City, Neb., 15, 16, 20, 28	■Colton, Neb., 15, 16	■Downey, Ore.....72	Dunbar, Neb., 15, 16, 20	■Farrin, Ida.....52
■Aspen, Wyo., 15, 16	■Benton City, Wash., 73	■Brooksville, Kan., 39	■Central Ferry, Wash., 76	■Colton, Neb., 15, 16	■Downey, Ore.....72	Dunbar, Neb., 15, 16, 20	■Farrin, Ida.....52
■Assaria, Kan.....39	■Beowawe, Nev., 18	■Broughton, Kan., 37	■Centralia, Wash., 19, 87	■Colton, Neb., 15, 16	■Downey, Ore.....72	Dunbar, Neb., 15, 16, 20	■Farrin, Ida.....52
■Astoria, Ore.....93	■Berger, Ida.....57	■Brown, Nev.....17	■Cerro Grande, Ida., 52	■Colton, Neb., 15, 16	■Downey, Ore.....72	Dunbar, Neb., 15, 16, 20	■Farrin, Ida.....52
■Athena, Ore.....72	■Berkeley, Cal., 18	■Brown, Nev.....17	■Chafee, Wash., 73	■Colton, Neb., 15, 16	■Downey, Ore.....72	Dunbar, Neb., 15, 16, 20	■Farrin, Ida.....52
■Atkinson, Utah.....45	■Berrymann, Wash., 74	■Brown, Nev.....17	■Chambers Prairie, Wash., 19, 88, 89	■Colton, Neb., 15, 16	■Downey, Ore.....72	Dunbar, Neb., 15, 16, 20	■Farrin, Ida.....52
■Attalia, Wash., 71, 73	■Beryl, Utah.....17	■Brown, Nev.....17	■Champion, Utah.....17	■Colton, Neb., 15, 16	■Downey, Ore.....72	Dunbar, Neb., 15, 16, 20	■Farrin, Ida.....52
■Atwood, Colo.....20	■Bessien, Idaho.....19	■Brown, Nev.....17	■Chapman, Kan., 21	■Colton, Neb., 15, 16	■Downey, Ore.....72	Dunbar, Neb., 15, 16, 20	■Farrin, Ida.....52
■Auburn, Cal.....18	■Beta, Colo.....20	■Brown, Nev.....17	■Chapman, Neb., 15, 16, 20, 28	■Colton, Neb., 15, 16	■Downey, Ore.....72	Dunbar, Neb., 15, 16, 20	■Farrin, Ida.....52
■Auburn, Colo.....20	■Bevard, Kan., 35	■Brown, Nev.....17	■Chappell, Neb., 15, 16	■Colton, Neb., 15, 16	■Downey, Ore.....72	Dunbar, Neb., 15, 16, 20	■Farrin, Ida.....52
	■Beverly, Kan., 40	■Brown, Nev.....17		■Colton, Neb., 15, 16	■Downey, Ore.....72	Dunbar, Neb., 15, 16, 20	■Farrin, Ida.....52
	■Bickel, Ida.....57	■Brown, Nev.....					

Table of geographical locations and their corresponding table numbers, organized in 12 columns. Locations include cities and towns across various states like Utah, Idaho, Nevada, and Wyoming.

PULLMAN SLEEPING CAR FARES (INCLUDING SURCHARGE)

Subject to change without notice. These fares are compiled from the current tariffs of the Pullman Co. and published as a convenience for patrons.

Note: The Standard upper berth fare is 20 per cent. less than the lower berth fare, minimum \$2.40. Tourist upper berth fare is 20 per cent. less than the lower berth fare, minimum \$1.00.

Chicago			St. Paul Minneapolis			Council Bluffs Omaha			BETWEEN			St. Louis			Kansas City			Denver								
Double Lower Standard Berth	Drawing Room	Compartment	Double Lower Tourist Berth	Double Lower Standard Berth	Drawing Room	Compartment	Double Lower Tourist Berth	Double Lower Standard Berth	Drawing Room	Compartment	AND	Double Lower Standard Berth	Drawing Room	Compartment	Double Lower Tourist Berth	Double Lower Standard Berth	Drawing Room	Compartment	Double Lower Tourist Berth	Double Lower Standard Berth	Drawing Room	Compartment	Double Lower Tourist Berth			
19.13	67.50	54.00	10.13	18.38	66.00	51.75	-----	14.63	52.50	41.25	7.88	Boise	Ida.	19.13	67.50	54.00	9.75	15.38	54.00	43.50	7.88	10.88	39.00	30.75	5.63	
18.38	64.50	52.50	-----	18.00	63.00	51.00	-----	15.00	52.50	42.75	-----	Buhl	Ida.	18.38	64.50	52.50	-----	15.75	55.50	45.00	-----	10.88	39.00	31.50	-----	
15.75	55.50	44.25	-----	15.75	55.50	44.25	-----	12.00	42.00	33.75	-----	Butte	Mont.	15.38	54.00	43.50	-----	12.75	45.00	36.00	-----	10.50	37.50	30.00	-----	
19.13	67.50	54.00	-----	19.13	67.50	54.00	-----	15.75	55.50	44.25	-----	Cedar City	Non-Grand Canyon Nat. Parks, Bryce Canyon	Utah.	19.13	67.50	54.00	-----	16.50	58.50	46.50	-----	11.25	40.50	31.50	-----
10.88	39.00	30.75	5.63	10.13	36.00	28.50	5.25	6.38	22.50	18.00	3.38	Cheyenne	Wyo.	10.88	39.00	30.75	5.63	8.25	30.00	23.25	4.13	10.88	39.00	30.75	-----	
4.50	16.50	12.75	2.25	-----	-----	-----	1.88	4.50	16.50	12.75	2.25	Chicago	Ill.	3.75	13.50	10.50	-----	4.50	16.50	12.75	2.25	6.38	22.50	18.00	-----	
10.88	39.00	30.75	-----	10.13	36.00	28.50	-----	6.38	22.50	18.00	-----	Council Bluffs	Mo.	4.50	16.50	12.75	-----	6.38	22.50	18.00	-----	3.38	-----	-----	-----	
15.38	54.00	43.50	-----	15.75	55.50	44.25	-----	12.00	42.00	33.75	-----	Denver	Colo.	10.13	36.00	28.50	5.25	6.38	22.50	18.00	-----	3.38	-----	-----	-----	
16.38	58.00	46.00	-----	16.75	59.50	47.25	-----	13.00	46.00	36.75	-----	Idaho Falls	Ida.	15.38	54.00	43.50	-----	12.75	45.00	36.00	-----	8.25	30.00	23.25	-----	
4.50	16.50	12.75	2.25	-----	-----	-----	-----	-----	-----	-----	-----	Kansas City	Mo.	3.75	13.50	10.50	1.88	-----	-----	-----	-----	6.38	22.50	18.00	3.38	
20.25	72.00	57.00	10.50	20.25	72.00	57.00	-----	16.50	58.50	46.50	8.25	Lewiston	Ida.	21.00	75.00	59.25	-----	17.25	61.50	48.75	8.63	14.63	52.50	41.25	7.50	
23.63	84.00	66.75	12.75	23.63	84.00	66.75	-----	19.88	70.50	56.25	10.50	Long Beach	Cal.	22.50	79.50	63.00	-----	19.88	70.50	56.25	10.50	16.50	58.50	46.50	8.25	
23.63	84.00	66.75	12.75	23.63	84.00	66.75	12.38	19.88	70.50	56.25	10.50	Los Angeles	Cal.	22.50	79.50	63.00	12.00	19.88	70.50	56.25	10.50	16.50	58.50	46.50	8.25	
19.13	67.50	54.00	10.13	18.75	66.00	52.50	-----	15.00	52.50	42.00	7.88	Lund	Utah	19.13	67.50	54.00	10.13	15.75	55.50	44.25	8.25	10.50	37.50	30.00	5.63	
19.13	67.50	54.00	10.13	18.38	66.00	51.75	-----	3.75	13.50	10.50	-----	Minneapolis	Minn.	3.75	13.50	10.50	-----	-----	-----	-----	-----	10.13	36.00	28.50	-----	
15.38	54.00	43.50	8.63	15.38	54.00	43.50	8.25	14.63	52.50	41.25	7.88	Nampa	Ida.	19.13	67.50	54.00	9.75	15.38	54.00	43.50	7.88	10.88	39.00	30.75	5.63	
4.50	16.50	12.75	2.25	-----	-----	-----	1.88	12.00	42.00	33.75	6.38	Ogden	Utah	15.38	54.00	43.50	8.25	12.75	45.00	36.00	6.38	7.50	27.00	21.00	3.75	
23.63	84.00	66.75	12.75	23.63	84.00	66.75	-----	19.88	70.50	56.25	10.50	Omaha	Neb.	4.50	16.50	12.75	-----	6.38	22.50	18.00	-----	6.38	22.50	18.00	-----	
19.88	70.50	56.25	10.50	19.88	70.50	56.25	-----	16.50	58.50	46.50	8.25	Pasadena	Cal.	22.50	79.50	63.00	-----	19.88	70.50	56.25	10.50	16.50	58.50	46.50	8.25	
15.38	54.00	43.50	8.63	15.75	55.50	44.25	-----	12.00	42.00	33.75	6.38	Pendleton	Ore.	19.13	67.50	54.00	9.75	17.25	61.50	48.75	8.63	12.75	45.00	36.00	6.75	
23.63	84.00	66.75	12.75	23.63	84.00	66.75	-----	19.88	70.50	56.25	10.50	Pocatello	Ida.	15.38	54.00	43.50	8.25	12.75	45.00	36.00	6.38	7.88	28.50	22.50	4.13	
21.38	75.00	60.00	12.00	21.00	73.50	59.25	11.25	19.88	70.50	56.25	10.50	Portland	Ore.	22.50	79.50	63.00	11.25	19.88	70.50	56.25	10.50	15.75	55.50	44.25	8.25	
23.63	84.00	66.75	12.75	23.63	84.00	66.75	12.38	19.88	70.50	56.25	10.50	Reno	Nev.	21.38	75.00	60.00	10.88	19.88	70.50	56.25	10.50	15.75	55.50	44.25	8.25	
15.38	54.00	43.50	8.63	15.38	54.00	43.50	8.25	12.00	42.00	33.75	6.38	Sacramento	Cal.	22.50	79.50	63.00	12.00	19.88	70.50	56.25	10.50	13.50	48.00	38.25	6.75	
23.63	84.00	66.75	12.75	23.63	84.00	66.75	12.38	19.88	70.50	56.25	10.50	Salt Lake City	Utah	15.38	54.00	43.50	8.25	12.75	45.00	36.00	6.38	7.50	27.00	21.00	3.75	
23.63	84.00	66.75	12.75	23.63	84.00	66.75	12.38	19.88	70.50	56.25	10.50	San Francisco	Cal.	22.50	79.50	63.00	12.00	19.88	70.50	56.25	10.50	16.50	58.50	46.50	8.25	
19.88	70.50	56.25	10.50	19.88	70.50	56.25	-----	16.50	58.50	46.50	8.25	Seattle	Wash.	22.50	79.50	63.00	-----	19.88	70.50	56.25	-----	15.75	55.50	44.25	-----	
3.75	13.50	10.50	-----	-----	-----	-----	-----	4.50	16.50	12.75	-----	Spokane	Wash.	19.13	67.50	54.00	-----	17.25	61.50	48.75	-----	14.63	52.50	41.25	7.50	
23.63	84.00	66.75	12.75	19.88	70.50	56.25	-----	3.75	13.50	10.50	-----	St. Louis	Mo.	3.75	13.50	10.50	1.88	3.75	13.50	10.50	-----	10.13	36.00	28.50	5.25	
21.75	76.50	61.50	12.00	21.38	75.00	60.00	11.25	19.88	70.50	56.25	10.50	Tacoma	Wash.	22.50	79.50	63.00	-----	19.88	70.50	56.25	-----	15.75	55.50	44.25	-----	
19.88	70.50	56.25	10.50	20.25	72.00	57.00	-----	17.25	61.50	48.75	9.75	Truckee	Cal.	21.75	76.50	61.50	11.25	19.13	67.50	54.00	10.13	13.50	48.00	38.25	7.50	
15.38	54.00	43.50	-----	15.75	55.50	44.25	-----	16.50	58.50	46.50	8.25	Walla Walla	Wash.	19.13	67.50	54.00	-----	17.25	61.50	48.75	8.63	13.13	46.50	36.75	7.50	
16.38	58.00	46.00	-----	16.75	59.50	47.25	-----	12.00	42.00	33.75	-----	West Yellowstone	Mont.	15.38	54.00	43.50	-----	12.75	45.00	36.00	-----	10.13	36.00	28.50	-----	
-----	-----	-----	-----	-----	-----	-----	-----	13.00	46.00	36.75	-----	W. Yellowstone via Salt Lake City D.	-----	-----	-----	-----	-----	-----	-----	-----	-----	-----	-----	-----		

(A) Applies via Salt Lake City. (B) From Salt Lake City. From Ogden, lower berth, \$4.50; Drawing-room, \$16.50; Compartment, \$12.75. (C) From Tacoma, lower berth, \$9.75; Drawing room, \$34.50; Compartment, \$27.75. (D) Includes occupancy of car at Salt Lake City. (E) From Tacoma, lower berth, \$13.50; Drawing Room, \$48.00; Compartment, \$38.25. (F) From Tacoma, lower berth, \$9.00; Drawing Room, \$31.50; Compartment, \$25.50. (G) Applies via Los Angeles; \$12.75 applies via Salt Lake City. (H) Applies via Southern Pacific Co. and Portland.

Exclusive Space Occupancy: Two full fare railroad tickets must be purchased for exclusive use of drawing-room; one and one-half fare for compartment; one full fare for a section.

Time from 12.01 midnight to 12.00 noon, shown in light face type;
12.01 noon to 12.00 midnight, heavy face type.

CONDENSED TIME TABLES

For Equipment see pages 19 to 26 inclusive,
classified under train numbers

WESTBOUND—Read Down.

CHICAGO OMAHA AND CALIFORNIA

EASTBOUND—Read Up.

Continental Limited U. P. No. 25 S. P. 19 For San Francisco		California Mail Nos. 3-25 For San Francisco and Los Angeles		Continental Limited No. 25 For Los Angeles		Pacific Limited No. 19 For San Francisco		Gold Coast Limited No. 27 For San Francisco and Los Angeles		Los Angeles Limited No. 7 For Los Angeles		San Francisco Overland Limited No. 1 For San Francisco		Table No. 1 All trains daily		San Francisco Overland Limited No. 2 From San Francisco		Los Angeles Limited No. 8 From Los Angeles		Gold Coast Limited No. 28 From San Francisco and Los Angeles		Continental Limited No. 26 From Los Angeles		Pacific Limited No. 20 From San Francisco	
Sun Mon		Sun Mon		Sun Mon		Sun Mon		Sun Mon		Sun Mon		Sun Mon		Central Time Chicago & North Western		Extra Fare		Extra Fare		Extra Fare		Extra Fare		Extra Fare	
11.59		3.21		2.30		3.49		8.30		8.10		8.10		Chicago—Chicago		11.00		11.00		9.00		4.05			
4.10		4.40		4.10		4.15		9.50		8.40		8.40		Chicago—Omaha		10.45		10.45		8.00		2.35			
5.10		5.40		5.10		5.15		10.50		f 9.35		f 9.35		Chicago C.M.&St.P. Ar—Omaha											
6.15		6.55		6.15		6.20		11.55		f10.32		f10.32		Union Pacific System											
7.45		9.05		7.45		7.50		1.25		11.59		11.59		Omaha											
8.45		10.35		8.45		9.00		2.30		f12.58		f12.58		Omaha											
11.10		1.35		11.10		11.30		4.45		3.05		3.05		Omaha											
10.15		1.15		10.15		10.35		3.50		2.10		2.10		Omaha											
f12.15		3.55		f12.15		12.30		f 5.50		5.05		5.05		Omaha											
1.25		5.30		1.25		1.45		7.00		7.30		7.30		Omaha											
4.15		9.00		4.15		4.35		9.55		7.30		7.30		Omaha											
4.30		9.30		4.30		4.50		10.10		7.40		7.40		Omaha											
6.35		11.50		6.35		6.45		12.15		9.35		9.35		Omaha											
9.30		4.00		9.30		9.55		3.45		12.30		12.30		Omaha											
12.18		7.30		12.18		12.43		6.46		f 3.30		f 3.30		Omaha											
12.45		8.00		12.45		1.10		7.20		4.00		4.00		Omaha											
1.00		1.00		1.00		1.20		7.30		4.05		4.05		Omaha											
4.05		4.05		4.05		4.20		10.20		6.35		6.35		Omaha											
7.05		7.05		7.05		7.10		1.10		9.20		9.20		Omaha											
7.00		7.00		7.00		7.00		12.45		8.40		8.40		Omaha											
8.00		8.00		8.00		8.00		1.40		9.35		9.35		Omaha											
7.05		7.05		7.05		7.05		1.00		8.50		8.50		Omaha											
10.45		10.45		10.45		10.45		4.40		x		x		Omaha											
12.01		12.01		12.01		12.01		x		x		x		Omaha											
4.50		4.50		4.50		4.50		10.50		5.40		5.40		Omaha											
7.50		7.50		7.50		7.50		1.50		8.28		8.28		Omaha											
8.30		8.30		8.30		8.30		2.30		9.10		9.10		Omaha											
California Express No. 3 Daily		7.30		7.30		7.30		1.45		9.45		9.45		Omaha											
Tue		8.20		8.20		8.20		2.35		10.35		10.35		Omaha											
Wed		8.40		8.40		8.40		2.55		10.50		10.50		Omaha											
Thu		7.00		7.00		7.00		7.00		7.00		7.00		Omaha											
Tue		8.40		8.40		8.40		2.55		10.50		10.50		Omaha											
Wed		3.54		3.54		3.54		9.00		4.32		4.32		Omaha											
Thu		7.00		7.00		7.00		7.00		7.00		7.00		Omaha											
Wed		3.54		3.54		3.54		9.00		4.32		4.32		Omaha											
Thu		7.00		7.00		7.00		7.00		7.00		7.00		Omaha											
Wed		3.54		3.54		3.54		9.00		4.32		4.32		Omaha											
Thu		7.00		7.00		7.00		7.00		7.00		7.00		Omaha											
Wed		3.54		3.54		3.54		9.00		4.32		4.32		Omaha											
Thu		7.00		7.00		7.00		7.00		7.00		7.00		Omaha											
Wed		3.54		3.54		3.54		9.00		4.32		4.32		Omaha											
Thu		7.00		7.00		7.00		7.00		7.00		7.00		Omaha											
Wed		3.54		3.54		3.54		9.00		4.32		4.32		Omaha											
Thu		7.00		7.00		7.00		7.00		7.00		7.00		Omaha											
Wed		3.54		3.54		3.54		9.00		4.32		4.32		Omaha											
Thu		7.00		7.00		7.00		7.00		7.00		7.00		Omaha											
Wed		3.54		3.54		3.54		9.00		4.32		4.32		Omaha											
Thu		7.00		7.00		7.00		7.00		7.00		7.00		Omaha											
Wed		3.54		3.54		3.54		9.00		4.32		4.32		Omaha											
Thu		7.00		7.00		7.00		7.00		7.00		7.00		Omaha											
Wed		3.54		3.54		3.54		9.00		4.32		4.32		Omaha											
Thu		7.00		7.00		7.00		7.00		7.00		7.00		Omaha											
Wed		3.54		3.54		3.54		9.00		4.32		4.32		Omaha											
Thu		7.00		7.00		7.00		7.00		7.00		7.00		Omaha											
Wed		3.54		3.54		3.54		9.00		4.32		4.32		Omaha											
Thu		7.00		7.00		7.00		7.00		7.00		7.00		Omaha											
Wed		3.54		3.54		3.54		9.00		4.32		4.32		Omaha											
Thu		7.00		7.00		7.00		7.00		7.00		7.00		Omaha											
Wed		3.54		3.54		3.54		9.00		4.32		4.32		Omaha											
Thu		7.00		7.00		7.00		7.00		7.00		7.00		Omaha											
Wed		3.54		3.54		3.54		9.00		4.32		4.32		Omaha											
Thu		7.00		7.00		7.00		7.00		7.00		7.00		Omaha											
Wed		3.54		3.54		3.54		9.00		4.32		4.32		Omaha											
Thu		7.00		7.00		7.00		7.00		7.00		7.00		Omaha											
Wed		3.54		3.54		3.54		9.00		4.32		4.32		Omaha											
Thu		7.00		7.00		7.00		7.00		7.00		7.00		Omaha											
Wed		3.54		3.54		3.54		9.00		4.32		4.32		Omaha											
Thu		7.00		7.00		7.00		7.00		7.00		7.00		Omaha											
Wed		3.54		3.54		3.54		9.00		4.32		4.32		Omaha											
Thu		7.00		7.00		7.00		7.00		7.00		7.00		Omaha											
Wed		3.54		3.54		3.54		9.00		4.32		4.32		Omaha											
Thu		7.00		7.00		7.00		7.00		7.00		7.00		Omaha											
Wed		3.54		3.54		3.54		9.00		4.32		4.32		Omaha											
Thu		7.00		7.00		7.00		7.00		7.00		7.00		Omaha											
Wed		3.54		3.54		3.54		9.00		4.32		4.32		Omaha											
Thu		7.00		7.00		7.00		7.00		7.00		7.00		Omaha											
Wed		3.54		3.54		3.54		9.00		4.32		4.32		Omaha											
Thu		7.00		7.00		7.00		7.00		7.00		7.00		Omaha											

CONDENSED TIME TABLES

For Equipment of trains, see pages 19 to 26, inclusive, classified under train numbers

CHICAGO, OMAHA AND DENVER

CHICAGO, OMAHA AND IDAHO, OREGON AND WASHINGTON

WESTBOUND		Table No. 4 All trains daily		EASTBOUND	
Continental Limited No. 25 Example	Portland Limited No. 17 Example	Chicago & North Western Central Time		Portland Limited No. 18 Example	Continental Limited No. 26 Example
Sun. 2.30	Sun. 10.15	Lv. Chicago	Ar. 9.35	Wed. 4.05	Wed. 2.35
Mon. 3.49	Mon. 11.35	Lv. Omaha	Ar. 8.15	Tue. 2.35	
		Union Pacific System			
		Lv. Omaha	Ar. 7.50		2.15
		Lv. Fremont	Ar. 6.48		1.05
		Lv. Grand Island	Ar. 4.15		10.40
		Lv. Kearney	Ar. 3.03		9.33
		Lv. Lexington	Ar. 2.20		-
		Lv. Gothenburg	Ar. 1.48		-
		Lv. North Platte	Ar. 12.55		7.30
		Mountain Time			
		Lv. North Platte	Ar. 11.50		6.25
		Lv. Julesburg	Ar. 9.55		4.40
		Lv. Sidney	Ar. 8.50		3.40
		Lv. Cheyenne	Ar. 6.00		1.10
		Lv. Cheyenne	Ar. 5.50		12.50
		Lv. Laramie	Ar. 3.55		11.00
		Lv. Rawlins	Ar. 12.30		7.40
		Lv. Rock Springs	Ar. 9.00		4.30
		Lv. Green River	Ar. 8.30		4.00
		Lv. Green River	Ar. 8.20		3.25
		Lv. Kemmerer	Ar. 6.15		1.20
		Lv. Pocatello	Ar. 12.40		7.30
		Lv. Pocatello	Ar. 12.10		6.55
		Lv. Minidoka	Ar. 10.20		5.10
		Lv. Shoshone	Ar. 9.05		3.38
		Lv. Orchard	Ar. -		11.59
		Lv. Boise	Ar. 4.50		10.59
		Lv. Nampa	Ar. 4.00		10.20
		Lv. Payette	Ar. 2.35		8.53
		Lv. Huntington	Ar. 1.40		7.55
		Pacific Time			
		Lv. Huntington	Ar. 12.25		6.40
		Lv. Baker	Ar. 10.40		4.40
		Lv. LaGrande	Ar. 8.35		2.45
		Lv. Pendleton	Ar. 5.00		11.15
		Lv. The Dalles	Ar. 12.15		7.00
		Lv. Hood River	Ar. 11.30		6.10
		Lv. Portland	Ar. 9.35		4.00
		Lv. Portland	Ar. 6.15		3.15
		Lv. Tacoma	Ar. 12.40		10.30
		Lv. Seattle	Ar. 11.15		9.00

WESTBOUND				Table No. 6 All trains daily Central Time				EASTBOUND			
Denver Special No. 11 Example	Colorado Express No. 15 Example	The Columbine No. 13 Example		C. & N. W.				Colorado Express No. 16 Example	The Columbine No. 12 Example		Denver Special No. 14 Example
Su. 6.05	Su. 11.59	Su. 10.30	Lv. Chicago	Ar. 7.00	Tue. 7.45	Mon. 4.05	Mo. 4.05	Mo. 7.00	Mon. 6.45	Mon. 2.35	Mo. 2.35
Mo. 7.25	Mon. 3.21	Su. 11.50	Ar. Omaha	Lv. 3.45	Mon. 6.30	Mon. 2.10	Mo. 2.10	Mon. 3.45	Mon. 6.45	Mon. 2.35	Mo. 2.35
			Union Pacific System								
			Lv. Omaha	Ar. 3.30	Mon. 6.30	Mon. 2.10	Mo. 2.10	Mon. 3.30	Mon. 6.30	Mon. 2.10	Mo. 2.10
			Lv. Fremont	Ar. 2.22	Mon. 6.30	Mon. 2.10	Mo. 2.10	Mon. 2.22	Mon. 6.30	Mon. 2.10	Mo. 2.10
			Lv. Columbus	Ar. 1.13	Mon. 6.30	Mon. 2.10	Mo. 2.10	Mon. 1.13	Mon. 6.30	Mon. 2.10	Mo. 2.10
			Lv. Grand Island	Ar. 11.45	Mon. 6.30	Mon. 2.10	Mo. 2.10	Mon. 11.45	Mon. 6.30	Mon. 2.10	Mo. 2.10
			Lv. Kearney	Ar. 10.32	Mon. 6.30	Mon. 2.10	Mo. 2.10	Mon. 10.32	Mon. 6.30	Mon. 2.10	Mo. 2.10
			Lv. North Platte	Ar. 8.15	Mon. 6.30	Mon. 2.10	Mo. 2.10	Mon. 8.15	Mon. 6.30	Mon. 2.10	Mo. 2.10
			Mountain Time								
			Lv. North Platte	Ar. 7.05	Mon. 6.30	Mon. 2.10	Mo. 2.10	Mon. 7.05	Mon. 6.30	Mon. 2.10	Mo. 2.10
			Lv. Julesburg	Ar. 5.05	Mon. 6.30	Mon. 2.10	Mo. 2.10	Mon. 5.05	Mon. 6.30	Mon. 2.10	Mo. 2.10
			Lv. Sterling	Ar. 3.05	Mon. 6.30	Mon. 2.10	Mo. 2.10	Mon. 3.05	Mon. 6.30	Mon. 2.10	Mo. 2.10
			Lv. LaSalle	Ar. 12.50	Mon. 6.30	Mon. 2.10	Mo. 2.10	Mon. 12.50	Mon. 6.30	Mon. 2.10	Mo. 2.10
			Lv. Brighton	Ar. 12.02	Mon. 6.30	Mon. 2.10	Mo. 2.10	Mon. 12.02	Mon. 6.30	Mon. 2.10	Mo. 2.10
			Lv. Denver	Ar. 11.30	Mon. 6.30	Mon. 2.10	Mo. 2.10	Mon. 11.30	Mon. 6.30	Mon. 2.10	Mo. 2.10

ST. LOUIS, KANSAS CITY, DENVER AND CALIFORNIA, UTAH, IDAHO, OREGON AND WASHINGTON

NOTE—For connections with extra fare trains at Cheyenne, see table 21, pages 55-56

WESTBOUND				Table No. 7 All trains daily Central Time				EASTBOUND			
Pony Express No. 127-27-17 Example	Denver Express No. 103-21-25 Example	Pacific Coast Limited No. 21-25 Example	St. Louis-Colo. Ltd. No. 101-21-25 Example	Pacific Coast Limited No. 20-22-128-22 Example				Gold Coast Limited No. 18-28-128-22 Example	St. Louis-Colo. Ltd. No. 128 Example	Continental Limited No. 26-126-104 Example	Continental Limited No. 26-4-104 Example
				Lv. St. Louis	Ar. 4.20	We. 4.20	We. 4.20	We. 4.20	We. 7.00	Th. 7.30	Th. 7.30
				Lv. Kansas City	Ar. 9.00	We. 9.00	We. 9.00	We. 9.00	We. 9.30	We. 11.55	We. 11.55
				Union Pacific System							
				Lv. Kansas City	Ar. 8.15	We. 8.15	We. 8.15	We. 7.55	We. 4.10	We. 4.10	We. 4.10
				Lv. Lawrence	Ar. 6.58	We. 6.58	We. 6.58	We. 6.37	We. 2.57	We. 2.57	We. 2.57
				Lv. Topeka	Ar. 6.20	We. 6.20	We. 6.20	We. 5.59	We. 2.15	We. 2.15	We. 2.15
				Lv. Manhattan	Ar. 5.02	We. 5.02	We. 5.02	We. 4.30	We. 12.55	We. 12.55	We. 12.55
				Lv. Junction City	Ar. 4.30	We. 4.30	We. 4.30	We. 3.50	We. 12.15	We. 12.15	We. 12.15
				Lv. Salina	Ar. 2.55	We. 2.55	We. 2.55	We. 2.15	We. 10.40	We. 10.40	We. 10.40
				Mountain Time							
				Lv. Oakley	Ar. 8.59	Tu. 8.59	Tu. 8.59	Tu. 7.20	We. 4.15	We. 4.15	We. 4.15
				Lv. Denver	Ar. 2.30	Tu. 2.30	Tu. 2.30	Tu. 11.30	Tu. 9.30	Tu. 9.30	Tu. 9.30
				Lv. Denver	Ar. 12.20	Tu. 12.20	Tu. 12.20	Tu. 10.15	Tu. 4.45	Tu. 4.45	Tu. 4.45
				Lv. LaSalle	Ar. 10.54	Tu. 10.54	Tu. 10.54	Tu. 8.43	Tu. 3.05	Tu. 3.05	Tu. 3.05
				Lv. Greeley	Ar. 10.41	Tu. 10.41	Tu. 10.41	Tu. 8.25	Tu. 2.47	Tu. 2.47	Tu. 2.47
				Lv. Cheyenne	Ar. -	Tu. -	Tu. -	Tu. 6.45	Tu. 1.15	Tu. 1.15	Tu. 1.15
				Lv. Cheyenne	Ar. -	Tu. -	Tu. -	Tu. 6.45	Tu. 1.15	Tu. 1.15	Tu. 1.15
				Lv. Laramie	Ar. 7.50	Tu. 7.50	Tu. 7.50	Tu. 4.35	Tu. 11.00	Tu. 11.00	Tu. 11.00
				Lv. Rawlins	Ar. 4.40	Tu. 4.40	Tu. 4.40	Tu. 12.20	Tu. 7.40	Tu. 7.40	Tu. 7.40
				Lv. Green River	Ar. 1.10	Tu. 1.10	Tu. 1.10	Tu. 8.40	Tu. 4.00	Tu. 4.00	Tu. 4.00
				Lv. Green River	Ar. 1.00	Tu. 1.00	Tu. 1.00	Tu. 8.30	Tu. 3.45	Tu. 3.45	Tu. 3.45
				Lv. Ogden	Ar. 7.40	Tu. 7.40	Tu. 7.40	Tu. 2.50	Tu. 10.15	Tu. 10.15	Tu. 10.15
				Pacific Time							
				Lv. Ogden	Ar. 6.00	Tu. 6.00	Tu. 6.00	Tu. 1.20	Tu. 6.00	Tu. 6.00	Tu. 6.00
				Lv. Sacramento	Ar. 7.35	Tu. 7.35	Tu. 7.35	Tu. 2.45	Tu. 7.35	Tu. 7.35	Tu. 7.35
				Lv. San Francisco	Ar. 4.00	Tu. 4.00	Tu. 4.00	Tu. 1.00	Tu. 4.00	Tu. 4.00	Tu. 4.00
				Mountain Time							
				Lv. Ogden	Ar. 7.10	Tu. 7.10	Tu. 7.10	Tu. 2.10	Tu. 9.55	Tu. 9.55	Tu. 9.55
				Lv. Salt Lake City	Ar. 6.00	Tu. 6.00	Tu. 6.00	Tu. 1.05	Tu. 9.00	Tu. 9.00	Tu. 9.00
				Lv. Salt Lake City	Ar. 12.30	Tu. 12.30	Tu. 12.30	Tu. 12.30	Tu. 8.30	Tu. 8.30	Tu. 8.30
				Lv. Cedar City	Ar. 8.30	Tu. 8.30	Tu. 8.30	Tu. 7.00	Tu. 8.30	Tu. 8.30	Tu. 8.30
				Lv. Cedar City	Ar. 7.00	Tu. 7.00	Tu. 7.00	Tu. 7.00	Tu. 7.30	Tu. 7.30	Tu. 7.30
				Pacific Time							
				Lv. Los Angeles	Ar. 11.00	Tu. 11.00	Tu. 11.00	Tu. 11.00	Tu. 6.05	Tu. 6.05	Tu. 6.05
				Mountain Time							
				Lv. Green River	Ar. 8.20	Tu. 8.20	Tu. 8.20	Tu. 8.20	Tu. 3.25	Tu. 3.25	Tu. 3.25
				Lv. Pocatello	Ar. 12.40	Tu. 12.40	Tu. 12.40	Tu. 7.00	Tu. 7.30	Tu. 7.30	Tu. 7.30
				Lv. West Yellowstone	Ar. 7.00	Tu. 7.00	Tu. 7.00	Tu. 7.00	Tu. 12.45	Tu. 12.45	Tu. 12.45
				Lv. West Yellowstone	Ar. 7.00	Tu. 7.00	Tu. 7.00	Tu. 7.00	Tu. 7.30	Tu. 7.30	Tu. 7.30
				Lv. Pocatello	Ar. 12.10	Tu. 12.10	Tu. 12.10	Tu. 12.10	Tu. 6.55	Tu. 6.55	Tu. 6.55
				Lv. Minidoka	Ar. 10.20	Tu. 10.20	Tu. 10.20	Tu. 5.10	Tu. 5.10	Tu. 5.10	Tu. 5.10
				Lv. Boise	Ar. 4.50	Tu. 4.50	Tu. 4.50	Tu. 10.59	Tu. 10.59	Tu. 10.59	Tu. 10.59
				Lv. Nampa	Ar. 4.00	Tu. 4.00	Tu. 4.00	Tu. 10.20	Tu. 10.20	Tu. 10.20	Tu. 10.20
				Lv. Payette	Ar. 2.35	Tu. 2.35	Tu. 2.35	Tu. 8.53	Tu. 8.53	Tu. 8.53	Tu. 8.53
				Lv. Huntington	Ar. 1.40	Tu. 1.40	Tu. 1.40	Tu. 7.55	Tu. 7.55	Tu. 7.55	Tu. 7.55
				Pacific Time							
				Lv. Huntington	Ar. 12.25	Tu. 12.25	Tu. 12.25	Tu. 6.40	Tu. 6.40	Tu. 6.40	Tu. 6.40
				Lv. Baker	Ar. 10.40	Tu. 10.40	Tu. 10.40	Tu. 4.40	Tu. 4.40	Tu. 4.40	Tu. 4.40
				Lv. Pendleton	Ar. 5.00	Tu. 5.00	Tu. 5.00	Tu. 11.15	Tu. 11.15	Tu. 11.15	Tu. 11.15
				Lv. The Dalles	Ar. 12.15	Tu. 12.15	Tu. 12.15	Tu. 7.00	Tu. 7.00	Tu. 7.00	Tu. 7.00
				Lv. Hood River	Ar. 11.30	Tu. 11.30	Tu. 11.30	Tu. 6.10	Tu. 6.10	Tu. 6.10	Tu. 6.10
				Lv. Portland	Ar. 9.35	Tu. 9.35	Tu. 9.35	Tu. 4.00	Tu. 4.00	Tu. 4.00	Tu. 4.00
				Lv. Portland	Ar. 6.15	Tu. 6.15	Tu. 6.15	Tu. 3.15	Tu. 3.15	Tu. 3.15	Tu. 3.15
				Lv. Tacoma	Ar. 12.40	Tu. 12.40	Tu. 12.40	Tu. 10.30	Tu. 10.30	Tu. 10.30	Tu. 10.30
		</									

SALT LAKE CITY, POCATELLO, WEST YELLOWSTONE AND BUTTE

SALT LAKE, BOISE AND SPOKANE

NORTHBOUND

SOUTHBOUND

Yellowstone Express No. 31-33 Example	Yellowstone Special No. 45 Example	Northwest Express No. 33 Example	Idaho Express No. 41 Example	Butte Express No. 31 Example	Butte Special No. 29 Example
Su 11.50 Mo 1.15 " 5.45 " 9.45 " 11.05 " 11.10 " 1.13 Mo 4.00	Su 8.00 Mo 9.05 " 12.45 " 1.00 " 2.35 " 2.40 " 4.22 Mo 7.30	Su 11.10 Mo 12.20 " 4.30	Su 7.00 Mo 8.20 " 1.00 " 1.45 " 3.35 " 3.45 " 5.45	Su 11.50 Mo 1.15 " 5.45 " 6.25 " 7.25 " 9.05 " 9.15	Su 12.45 Mo 2.25 " 6.25 " 7.25 " 9.15

Table No. 8

All trains daily

Mountain Time Un. Pac. System		Salt Lake Special No. 30 Example	Butte Express No. 32 Example	Utah Express No. 42 Example	Northwest Express No. 34 Example	Yellowstone Special No. 46 Example	Yellowstone Express No. 34 Example
Lv. Salt Lake City	Ar	10.45	Su 8.15 Mo 7.05	Su 6.10 Mo 4.50	Su 7.00 Mo 5.45	Su 7.00 Mo 5.45	Su 7.00 Mo 5.45

Salt Lake Special No. 30 Example	Butte Express No. 32 Example	Utah Express No. 42 Example	Northwest Express No. 34 Example	Yellowstone Special No. 46 Example	Yellowstone Express No. 34 Example
Su 10.45 Mo 9.30 " 4.50 " 4.40 " 3.00	Su 8.15 Mo 7.05 " 3.15 " 2.15 " 12.28	Su 6.10 Mo 4.50 " 12.30 " 11.00 " 8.45	Su 7.00 Mo 5.45 " 1.15	Su 7.00 Mo 5.45 " 1.15	Su 7.00 Mo 5.45 " 1.15

WEST-BOUND No. 33-23-12 Example	Table No. 11 All trains daily	EAST-BOUND No. 11-24-32 Example
Su 11.10 Mo 12.20 " 4.30 " 5.00 " 11.59 " 12.40	Mountain Time Union Pacific Sys. Lv. Salt Lake Ar 8.15 Lv. Ogden Ar 7.05 Lv. Pocatello Ar 3.15 Lv. Pocatello Ar 2.45 Lv. Boise Ar 6.55 Lv. Nampa Ar 6.10 Lv. Ontario Ar 4.48	Su 8.15 Tue 7.05 " 3.15 " 2.45 " 6.55 " 6.10 " 4.48

BUTTE, SALT LAKE CITY, LOS ANGELES

SOUTHBOUND No. 32-25 Example	Table No. 9 All trains daily Union Pacific System	NORTHBOUND No. 28-29 Example
Su 5.10 Mo 12.28 " 3.15 " 7.15 " 8.40	Mountain Time Lv. Butte Ar 5.25 Lv. Idaho Falls Ar 9.15 Lv. Pocatello Ar 6.25 Lv. Ogden Ar 1.40 Lv. Salt Lake Ar 12.30	Su 5.25 Mo 9.15 " 6.25 " 1.40 " 12.30

SALT LAKE CITY AND CEDAR CITY

SOUTHBOUND No. 103 Example	Table No. 9a All trains daily Union Pacific Sys.	NORTHBOUND No. 104 Example
Su 9.03 Mo 12.17 " 1.30 " 2.03 " 2.12 " 3.26 " 4.20 " 5.40 " 7.00	Mountain Time Lv. Salt Lake Ar 6.30 Lv. Tintic Ar 3.35 Lv. Lynddyl Ar 2.25 Lv. Delta Ar 1.36 Lv. Oasis Ar 1.25 Lv. Black Rock Ar 1.20 Lv. Milford Ar 11.20 Lv. Lund Ar 10.06 Ar Cedar City Ar 8.30	Mo 6.30 " 3.35 " 2.25 " 1.36 " 1.25 " 1.20 " 11.20 " 10.06 " 8.30

SEATTLE, TACOMA, PORTLAND, SAN FRANCISCO AND LOS ANGELES

SOUTHBOUND				NORTHBOUND				
No. 459-13	No. 563-11	No. 401-11	No. 459-17	No. 407-15-61-60-15-41	No. 18-458	No. 24-16-59-62-16-562	No. 12-402	No. 14-408
4.30	11.15	11.45	4.30	9.00	9.45	7.15	6.45	3.25

SALT LAKE, BUHL, BOISE, PORTLAND, SEATTLE

WESTBOUND			EASTBOUND		
Oregon Trail Express No. 33-23 Example	Portland Special No. 29-17 Example	Table No. 10 All trains daily	Portland Limited No. 18-42 Example	Oregon Trail Express No. 24-32 Example	84-34 Example
Su 11.50 Mo 1.15 " 5.45 " 8.40 " 10.20 " 10.35 " 12.45 Mo 1.20	Su 11.10 Mo 12.20 " 4.30 " 5.00 " 6.38	Su 12.45 Mo 2.25 " 6.25 " 6.45 " 8.25	Su 6.10 Mo 4.50 " 12.30 " 12.10 " 10.20	Su 8.15 Mo 7.05 " 3.15 " 2.45 " 1.05	Su 7.00 Mo 5.45 " 1.15 " 10.05 " 8.25

SAN FRANCISCO AND LOS ANGELES VIA SOUTHERN PACIFIC VALLEY LINE

SOUTHBOUND				NORTHBOUND			
No. 26	No. 58	No. 56	No. 52	No. 25	No. 55	No. 57	No. 51
6.00	11.40	11.40	8.40	8.50	6.50	8.10	10.05

SAN FRANCISCO AND LOS ANGELES VIA SOUTHERN PACIFIC COAST LINE

SOUTHBOUND							NORTHBOUND							
No. 32 Example	No. 70 Example	No. 76 Example	No. 74 Example	No. 102 Example	No. 78 Example	No. 72 Example	Table No. 14 All trains daily Pacific Time	No. 77 Example	No. 71 Example	No. 69 Example	No. 75 Example	No. 73 Example	No. 101 Example	No. 31 Example
Su 9.00	Su 8.00	Su 8.20	Su 8.54	Su 6.15	Su 8.00	Su 7.45	Lv. San Francisco Ar 10.40	Su 7.45	Su 10.35	Mo 9.30	Mo 9.30	Mo 8.15	Mo 8.15	Mo 8.15

These trains operated only during the Yellowstone National Park travel season. First trains of season leave Salt Lake City June 18. First return trip of the Yellowstone Special from W. Yellowstone June 19; of the Yellowstone Express, June 20. No. 74 departs from, and No. 73 arrives at Ferry Station, foot of Market Street, San Francisco. (x) No passenger stop; time given for information only. Time from 12.01 midnight to 12.00 noon shown in light face type; time from 12.01 noon to 12.00 midnight shown in heavy face type. For Equipment, see pages 19 to 26, inclusive, classified under train numbers.

EQUIPMENT

For condensed schedules see preceding tables indicated by numbers shown below.

Trains not shown carry no sleeping cars.

WESTBOUND

EASTBOUND

No. 1 San Francisco Overland Limited. Daily. Table 1

Extra Fare All-Pullman Train. For Extra Fares Consult Agent.

Club Car.....Chicago (C. & N. W.) to San Francisco. (Barber, valet, and bath.)
 Observation Sleeping Car...Chicago (C. & N. W.) to San Francisco—Drawing-rooms, Compartments. (Maid service; hair-dresser.)
 Standard Sleeping Cars...Chicago (C. & N. W.) to San Francisco—6 Compartments, 3 Drawing-rooms.
 Chicago (C. & N. W.) to San Francisco—12 Sections, Drawing-room.
 Dining Car.....Serving all meals, Chicago to San Francisco.

No. 3 California Mail. Daily. Table 1

Standard Sleeping Car.....Omaha to Cheyenne—12 Sections, Drawing-room.
 Tourist Sleeping Car.....Chicago (C. & N. W.) to Los Angeles—16 Sections (Open 9:30 p. m.) (No. 25, Green River to Los Angeles). (Connects at Ogden with S.P.19 for San Francisco.)
 Chair Car and Coach.....Omaha to Ogden. (No. 67, Green River to Ogden).
 Dining Car.....Omaha to Grand Island. From Grand Island to Green River, meals served in station restaurants.

No. 3 California Express. Daily. Table 1

Standard Sleeping Car...Salt Lake to Los Angeles—12 Sections, Drawing-room. (Open 9:00 p. m.)
 Beatty and Death Valley Jct. to Los Angeles—12 Sections, Drawing-room. (Mon., Thurs. and Sat., only. T. & T. No. 10, Beatty to Cruzero; see Tables 17 and 112.)

Tourist Sleeping Car.....Salt Lake to Los Angeles—16 Sections. (Open 9 p. m.)
 Chair Car and Coach.....Salt Lake City to Los Angeles.
 Meals at Milford, Caliente and Las Vegas in Dining and Lunch Rooms.

No. 7 Los Angeles Limited. Daily. Table 1

Extra Fare All-Pullman Train. For Extra Fares Consult Agent.
 Observation-Club Car Service...Chicago (C. & N. W.) to Los Angeles. (Maid, hair-dresser, barber, valet, and bath.)
 Standard Sleeping Cars...Chicago (C. & N. W.) to Los Angeles—6 Compartments, 3 Drawing-rooms.
 Chicago (C. & N. W.) to Los Angeles—12 Sections, Drawing-room.
 Chicago (C. & N. W.) to Pasadena—12 Sections, Drawing-room. (No. 32, Los Angeles to Pasadena.)
 Dining Car.....Serving all meals, Chicago to Los Angeles.

No. 11 Denver Special. Daily. Table 6

Buffet-Lounge Car.....Chicago (C. & N. W.) to Omaha.
 Club Observation Car.....Omaha to Denver—12 Sections, Drawing-room.,
 Standard Sleeping Cars...Chicago (C. & N. W.) to Denver—10 Sections, Compartments, Drawing-room.
 Chair Car.....Chicago (C. & N. W.) and Omaha to Denver.
 Dining Car.....Serving all meals.

No. 11 Spokane-Portland Limited. Daily. Tables 5 and 11

Observation Sleeping Car...Spokane to Portland—10 Sections.
 Standard Sleeping Cars...Spokane to Portland—12 Sections, Drawing-room.
 Spokane to Walla Walla—12 Sections, Drawing-room. (No. 45, Wallula to Walla Walla).
 Spokane to Salt Lake City—14 Sections. (No. 24-32, Umatilla to Salt Lake.)
 Tourist Sleeping Car.....Spokane to Portland—16 Sections.
 Coaches.....Spokane to Portland.

No. 13 The Columbine. Daily. Table 6

Club Observation Car.....Chicago (C. & N. W.) to Denver. Barber, Valet, Bath.
 Standard Sleeping Cars...Chicago (C. & N. W.) to Denver—10 Sections, Compts., Drawing-room; 12 Sections, Drawing-room.
 Omaha to Denver—12 Sections, Drawing-room. (Open 9:30 p. m.)
 Coaches.....Chicago (C. & N. W.) to Denver.
 Chair Car.....Omaha to Denver.
 Dining Car.....Serving all meals.

No. 15 Colorado Express. Daily. Table 6

Club Observation Car.....Chicago (C. & N. W.) to Denver.
 Standard Sleeping Cars...Chicago (C. & N. W.) to Denver—12 Sections and Drawing-room. (Open 9:30 p. m.)
 Omaha to Denver—12 Sections, Drawing-room.
 Chair Cars.....Chicago (C. & N. W.) and Omaha to Denver.
 Dining Car.....Chicago to Grand Island.

No. 17 Portland Limited. Daily. Tables 4, 7, and 10

Club Observation Car.....Chicago (C. & N. W.) to Portland. (Maid service, hair-dresser, barber, valet, and bath.)
 Open-Top Observation Car...The Dalles to Portland (thru Columbia River Gorge.)
 Standard Sleeping Cars...Chicago (C. & N. W.) to Portland—12 Sections, Drawing-room; and 10 Sections, Drawing-room, Compartment. (Open 9:30 p. m.)
 Denver to Seattle—12 Sec., Drawing-room. (No. 127, Denver to Cheyenne; No. 564, Portland to Seattle.)
 Salt Lake City to Portland—12 Sections, Drawing-room. (No. 29, Salt Lake City to Pocatello.)
 Salt Lake City to Boise—16 Sections. (No. 29, Salt Lake to Pocatello.) (May be occupied till 8:00 a. m.)
 Tourist Sleeping Car.....Chicago (C. & N. W.) to Portland—16 Sections.
 Chair Cars.....Chicago (C. & N. W.) and Omaha to Portland
 Omaha to Cheyenne. Green River to Ogden (No. 67).
 Dining Car.....Serving all meals.

No. 2 San Francisco Overland Limited. Daily. Table 1

Extra Fare All-Pullman Train. For Extra Fares Consult Agent.

Club Car.....San Francisco to Chicago (C. & N. W.) (Barber, valet, and bath.)
 Observation Sleeping Car...San Francisco to Chicago (C. & N. W.)—Drawing-rooms, Compartments. (Maid service; hair-dresser.)
 Standard Sleeping Cars...San Francisco to Chicago (C. & N. W.)—6 Compartments, 3 Drawing-rooms.
 San Francisco to Chicago (C. & N. W.)—12 Sec., Dr.-rm.
 Dining Car.....Serving all meals, San Francisco to Chicago.

No. 4 Atlantic Express. Daily. See No. 26-4

No. 4 Utah Express. Daily. Table 1

Standard Sleeping Car...Los Angeles to Salt Lake City—12 Sections, Drawing-room. (Open 9:00 p. m.)
 Tourist Sleeping Car.....Los Angeles to Salt Lake—16 Sections. (Open 9 p. m.)
 Chair Car and Coach.....Los Angeles to Salt Lake City.
 Meals at Kelso, Las Vegas and Caliente in Dining and Lunch Rooms.

No. 6-76 O.-W. Express. Daily. Table 5

Standard Sleeping Car...Portland to Walla Walla—12 Sections, Drawing-room. (No. 45, Wallula to Walla Walla).
 Portland to Lewiston—12 Section, Drawing-room. (Sundays, Tuesdays and Thursdays only.) (No. 76, Umatilla to Lewiston.)
 Portland to Yakima—12 Sections, Drawing-room. (Mondays, Wednesdays and Fridays only.) (No. 52, Wallula to Yakima.)
 Coach.....Portland to Lewiston.

No. 8 Los Angeles Limited. Daily. Table 1

Extra Fare All-Pullman Train. For Extra Fares Consult Agent.

Observation-Club Car Service...Los Angeles to Chicago (C. & N. W.) (Maid, hair-dresser, barber, valet, and bath.)
 Standard Sleeping Cars...Los Angeles to Chicago (C. & N. W.)—6 Compartments, 3 Drawing-rooms.
 Los Angeles to Chicago (C. & N. W.)—12 Sections, Drawing-room.
 Pasadena to Chicago (C. & N. W.)—12 Sections, Drawing-room. (No. 37, Pasadena to Los Angeles.)
 Dining Car.....Serving all meals, Los Angeles to Chicago.

No. 12 The Columbine. Daily. Table 6

Club Observation Car.....Denver to Chicago (C. & N. W.). Barber, Valet, Bath.
 Standard Sleeping Cars...Denver to Chicago (C. & N. W.)—10 Sections, Compts., Drawing-room; 12 Sec., Drawing-room.
 Denver to Omaha—12 Sections, Drawing-room (May be occupied till 8:00 a. m.)
 Coaches.....Denver to Chicago (C. & N. W.)
 Chair Car.....Denver to Omaha.
 Dining Car.....Serving all meals.

No. 12 Portland-Spokane Limited. Daily. Tables 5 and 11

Observation Sleeping Car...Portland to Spokane—10 Sections.
 Standard Sleeping Cars...Portland to Spokane—12 Sections, Drawing-room.
 Walla Walla to Spokane—12 Sections, Drawing-room. (No. 46, Walla Walla to Wallula.) (Open 9:30 p. m.)
 Salt Lake City to Spokane—14 Sections (No. 33-23, Salt Lake City to Umatilla.)
 Tourist Sleeping Car.....Portland to Spokane—16 Sections.
 Coaches.....Portland to Spokane.

No. 14 Denver Special. Daily. Table 6

Club Observation Car.....Denver to Omaha.
 Observation Sleeping Car...Omaha to Chicago (C. & N. W.)—10 Sections.
 Standard Sleeping Cars...Denver to Chicago (C. & N. W.)—10 Sections, Compartments, Drawing-room; 12 Sections, Drawing-room.
 Chair Car.....Denver to Omaha and Chicago (C. & N. W.)
 Dining Car.....Serving all meals.

No. 16 Colorado Express. Daily. Table 6

Club Observation Car.....Denver to Chicago (C. & N. W.)
 Standard Sleeping Cars...Denver to Chicago (C. & N. W.)—12 Sections and Drawing-room. (Open 9:45 p. m.)
 Denver to Omaha—12 Sec., Draw.-rm. (Open 9:45 p. m.)
 Chair Cars.....Denver to Omaha and Chicago (C. & N. W.)
 Dining Car.....Serving all meals.

No. 18 Portland Limited. Daily. Tables 4, 7, and 10

Club Observation Car.....Portland to Chicago (C. & N. W.) (Maid service, hair-dresser, barber, valet, and bath.)
 Open-Top Observation Car...Portland to The Dalles (through Columbia Riv. Gorge.)
 Standard Sleeping Cars...Portland to Chicago (C. & N. W.)—12 Sections, Drawing-room; 10 Sec., Drawing-room, Compartments.
 Seattle to Kansas City—12 Sec., Drawing-rm. (No. 563, Seattle to Portland; 128-22, Cheyenne to Kans. City.)
 Boise to Salt Lake—16 Sec. (No. 42, Poca. to Salt Lake.)
 Tourist Sleeping Car.....Portland to Chicago (C. & N. W.)—16 Sections.
 Chair Cars.....Portland to Omaha and Chicago (C. & N. W.)
 Dining Car.....Serving all meals.

EQUIPMENT—Continued

For condensed schedules see preceding tables indicated by numbers shown below.

Trains not shown carry no sleeping cars.

WESTBOUND

No. 19 Pacific Limited.

Daily. Table 1

Observation Sleeping Car... Chicago (C. M. & St. P.) to San Francisco—10 Sections.
 Standard Sleeping Cars... Chicago (C. M. & St. P.) to San Francisco—10 Sections,
 Drawing-room, Compartments.
 Omaha to Los Angeles—12 Sections, Drawing-room.
 (Open 9:30 p. m.) (No. 25, Ogden to Los Angeles.)
 Tourist Sleeping Cars... Chicago (C. M. & St. P.) to San Francisco—16 Sections.
 Chair Cars... Chicago (C. M. & St. P.) to San Francisco.
 Dining Car... Serving all meals.

No. 21 Pacific Coast Limited.

Daily. Table 7

Observation Parlor Car... St. Louis to Kansas City. (Wabash No. 9.)
 Observation Sleeping Cars... Kansas City to Salt Lake City—10 Sections.
 Ogden to San Francisco—10 Sections. (S. P. No. 19.)
 Salt Lake City to Los Angeles—10 Sections. (No. 25.)
 Club Observation Car... Montpelier to Portland (No. 25.)
 Standard Sleeping Cars... St. Louis to San Francisco—10 Sections, Drawing-
 room and Compartments. (Wabash No. 9, St. Louis to
 Kansas City; S. P. No. 19, Ogden to San Francisco.)
 St. Louis to Los Angeles—10 Sections, Drawing-room,
 Compartments. (Wab. No. 9, St. Louis to Kansas
 City; No. 25, Salt Lake to Los Angeles.)
 Kansas City to Los Angeles—12 Sections, Drawing-
 room. (No. 25, Salt Lake City to Los Angeles.)
 Kansas City to Portland—12 Sections, Drawing-room
 (No. 25, Green River to Portland.)
 Kansas City to San Francisco—12 Sec., D.-R. (No. 101,
 Kan. Cy. to Denver; S. P. No. 19, Ogden to S. Fran.)
 St. Louis, via Pocatello, to West Yellowstone—12 Sec.,
 Drawing-room. (Wab. No. 3-U. P. No. 101, St. Louis
 to Denver; No. 25-33 from Green River. First car
 leaves St. Louis, June 17.)
 Tourist Sleeping Cars... Denver to San Francisco—16 Sec. (No. 103, Kansas
 City to Denver; S. P. No. 19, Ogden to San Francisco.)
 Denver to Portland—16 Sec. (No. 101, Kansas City to
 Denver; No. 25, Green River to Portland.)
 Chair Cars... St. Louis to Kansas City (Wab. No. 9). Kansas City
 to Denver and Salt Lake. Denver to Portland (No.
 101, Kansas City to Denver; No. 25, Green River to
 Portland). Ogden to San Francisco (S. P. No. 19).
 Salt Lake City to Los Angeles (No. 25).
 Dining Car... Serving all meals.

No. 23 Oregon Trail Express.

Daily. Tables 5, 10 and 11

Standard Sleeping Cars... Salt Lake City to Portland—12 Sections, Drawing-
 room. (No. 33, Salt Lake City to Pocatello.)
 Salt Lake City to Spokane—14 Sections. (No. 33, Salt
 Lake to Pocatello; No. 12, Umatilla to Spokane.)
 Lewiston to Portland—12 Sections, Drawing-room.
 (Mondays, Wednesdays and Fridays only.) (No. 75,
 Lewiston to Umatilla.)
 Yakima to Portland—12 Sections, Drawing-room.
 (Tuesdays, Thursdays and Saturdays only.) (No. 51,
 Yakima to Wallula; No. 75, Wallula to Umatilla.)
 Walla Walla to Portland—12 Sections, Drawing-room.
 (No. 46, Walla Walla to Wallula; No. 75, Wallula
 to Umatilla.) (Open 9:30 p.m.)
 La Grande to Portland—12 Sections, Drawing-room.
 Chair Car and Coach... Salt Lake to Portland. (No. 33, Salt Lake to Pocatello.)
 Dining Car... Serving all meals.

No. 25 Continental Limited.

Daily. Tables 1, 4, 7 and 9

Observation Sleeping Car... Chicago (C. & N. W.) to Los Angeles—10 Sections.
 Club Observation Car... Montpelier to Portland.
 Open-Top Observation Car... The Dalles to Portland (thru Columbia River Gorge.)
 Standard Sleeping Cars... Chicago (C. & N. W.) to Los Angeles, Long Beach and
 East San Pedro—12 Sections, Drawing-room and
 Compartment. (No. 43, Los Angeles to E. San Pedro.)
 Chicago (C. & N. W.) to Portland—12 Sec., Draw-
 rm. Minneapolis-St. Paul to Los Angeles—12 Sections,
 Drawing-room. (C. & N. W. No. 203-12-203.)
 St. Louis to Los Angeles—10 Sections, Drawing-room,
 Compts. (Wab. No. 9-U. P. No. 21, to Salt Lake.)
 Kansas City to Portland—12 Sections, Drawing-room.
 (No. 21, Kansas City to Green River.)
 Omaha to San Francisco—12 Sec., Drawing-rm. (Open
 9:30 p.m.) (S. P. No. 19, Ogden to San Francisco.)
 Omaha to Los Angeles—12 Sections, Drawing-room.
 (Open 9:30 p.m.) (No. 19, Omaha to Ogden.)
 Butte to Los Angeles—12 Sections, Drawing-room.
 (No. 32, Butte to Salt Lake.)
 St. Louis to West Yellowstone—12 Sec., Drawing-room.
 (Wab. 3-U. P. 101-21-25, to Pocatello; No. 33, Pocatello
 to W. Yellowstone. First car leaves St. Louis, June 17.)
 (Continued on page 23)

EASTBOUND

No. 20 Pacific Limited.

Daily. Table 1

Observation Sleeping Car... San Francisco to Chicago (C. M. & St. P.)—10 Sections.
 Standard Sleeping Cars... San Francisco to Chicago (C. M. & St. P.)—10 Sections,
 Drawing-room, Compartments.
 San Francisco to Omaha—12 Sections, Drawing-room.
 (Occupancy at Omaha till 8:00 a.m.)
 San Francisco to St. Louis—10 Sections, Drawing-room,
 Compartments. (No. 22-Wab. 2, Ogden to St. Louis.)
 San Francisco to Kansas City—12 Sections, Drawing-
 room. (No. 22, Ogden to Kansas City.)
 Tourist Sleeping Cars... San Francisco to Omaha and Chicago (C. M. & St. P.)—
 16 Sections. (Occupancy at Omaha till 8:00 a.m.)
 San Francisco to Kansas City—16 Sections (No. 22
 Ogden to Kansas City.)
 Chair Car... San Fran. to Chicago (C.M.&St.P.); Ogden to Green Riv.
 Dining Car... Serving all meals.

No. 22 Pacific Coast Limited.

Daily. Table 7

Observation Sleeping Cars... San Francisco to Ogden—10 Sections. (S. P. No. 20.)
 Salt Lake City to Kansas City—10 Sections.
 Observation Parlor Car... Kansas City to St. Louis (Wabash No. 2.)
 Standard Sleeping Cars... San Francisco to St. Louis—10 Sections, D.-R., Compts,
 (S. P. 20 to Ogden; Wab. 2, Kansas City to St. Louis.)
 San Francisco to Kansas City—12 Sections, Drawing-
 room. (S. P. No. 20, San Francisco to Ogden.)
 Los Angeles to St. Louis—10 Sections, Compartments.
 Drawing-room. (No. 28-128, Los Angeles to Denver;
 Wab. No. 2, Kansas City to St. Louis.)
 Seattle to Kansas City—12 Sections, Drawing-room.
 (No. 563-18-128, Seattle to Denver.)
 Salt Lake City to Denver—12 Sections, Drawing-room.
 Tourist Sleeping Car... San Francisco to Kansas City—16 Sections. (S. P. No.
 20, San Francisco to Ogden.)
 Chair Car and Coaches... San Francisco to Ogden (S. P. No. 20); Salt Lake and
 Denver to Kan. Cy.; Kan. Cy. to St. Louis (Wab. 2.)
 Chair Car Service... Seattle to Kansas City (No. 563-18-128-22).
 Dining Car... Serving all meals.

No. 24 Oregon Trail Express.

Daily. Tables 10 and 11

Standard Sleeping Cars... Portland to Salt Lake—12 Sections, Drawing-room.
 (Open 9:30 p. m.) (No. 32, Pocatello to Salt Lake.)
 Portland to La Grande—12 Sections, Drawing-room.
 (Open 9:30 p. m.)
 Spokane to Salt Lake City—14 Sections. (No. 11,
 to Umatilla; No. 32, Pocatello to Salt Lake.)
 Chair Car and Coach... Portland to Salt Lake (No. 32, Pocatello to Salt Lake.)
 Dining Car... Serving all meals.

No. 26 Continental Limited.

Daily. Table 1

Observation Sleeping Car... Los Angeles to Chicago (C. & N. W.)—10 Sections.
 Open-Top Observation Car... Portland to The Dalles thru Columbia River Gorge.)
 Club Observation Car... Portland to Montpelier.
 Standard Sleeping Cars... East San Pedro, Long Beach and Los Angeles to Chicago,
 (C. & N. W.)—12 Sections, Drawing-room, Com-
 partment. (No. 44, East San Pedro to Los Angeles.)
 Los Angeles to St. Paul-Minneapolis—12 Sections,
 Drawing-room. (C. & N. W. 204-9-204.)
 Los Angeles to Omaha—12 Sections, Drawing-room.
 (May be occupied till 8:00 a. m.)
 Los Angeles to Salt Lake—12 Sections, Drawing-room.
 Los Angeles to Death Valley Jct. and Beatty—12 Sec.,
 Drawing-room. (T. & T. No. 9 from Cruccero. Tue.,
 Thur. and Sat. See tables 17 and 112.)
 Portland to Chicago (C. & N. W.)—12 Sec., Draw'g-r'm.
 Portland to Denver—12 Sections, Drawing-room. (No.
 126, Cheyenne to Denver.)
 Portland to W. Yellowstone—10 Sec., Compartments,
 Drawing-room. (No. 45, Pocatello to West Yellow-
 stone. First car leaves Portland, June 17.)
 West Yellowstone, via Pocatello, to St. Louis—12 Sec.,
 Drawing-room. (No. 34-126-104-Wab. 4. First car
 leaves West Yellowstone, June 20.)
 Tourist Sleeping Cars... Los Angeles to Omaha—16 Sec. (Occupancy till 7 a.m.)
 Los Angeles to Chicago—16 Sec. (C. & N. W. No. 12.)
 Los Angeles to Chicago (C. & N. W.)—16 Sections.
 Portland to Chicago (C. & N. W.)—16 Sections.
 Portland to Kansas City—16 Sections. (No. 4-104,
 Green River to Kansas City.)
 Chair Cars... Los Angeles to Chicago (C. & N. W.). Portland to
 Omaha and Chicago. (No. 4 from Green River.)
 Dining Car... Serving all meals.

EQUIPMENT—Continued

For condensed schedules see preceding tables indicated by numbers shown below.

Trains not shown carry no sleeping cars

WESTBOUND

(No. 25 Continental Limited—Continued from page 21)

West Yellowstone to Portland—10 Sections, Compartments, Drawing-room. (No. 46 to Pocatello. First car leaves West Yellowstone, June 19.)

Tourist Sleeping Cars Chicago (C. & N. W.) to Los Angeles—16 Sections. Chicago (C. & N. W.) to Portland—16 Sections. Omaha to San Francisco—16 Sections. (Open 9:30 p.m.) (S. P. No. 19, Ogden to San Francisco.) Chicago to Los Angeles—16 Sections. (No. 3, Chicago to Green River.) Kansas City to Portland—16 Sections. (No. 101-21, Kansas City to Green River.)

Chair Cars and Coaches Chicago to Los Angeles. (C. & N. W. No. 13 to Omaha.) Chicago to Portland. (C. & N. W. No. 13 to Omaha.) Kan. City to Portland. (101-21, Kan. Cy. to Green Riv.)

Dining Car Serving all meals.

No. 27 Gold Coast Limited. Daily. Tables 1, 2 and 7

All-Pullman; accommodations for seat passengers restricted. Consult Agent.

Club Observation Car Chicago (C. & N. W.) to San Francisco; Ogden to Los Angeles. (Maid, hair-dresser, barber, valet, and bath.)

Standard Sleeping Cars Chicago (C. & N. W.) to Pasadena—10 Sec., Drg.-rm., Compartments. (No. 36, Los Angeles to Pasadena.) Chicago (C. & N. W.) to Los Angeles—7 Compartments, 2 Drawing-rooms; 10 Sections, Drawing-room and Compartments. Omaha to Los Angeles—12 Sections, Drawing-room. Minneapolis-St. Paul to Los Angeles—10 Sec., Drawing-room, Compartments. (C. & N. W. 201-2-201.) Denver to Los Angeles—12 Sections, Drawing-room. (No. 127, Denver to Cheyenne.) Cedar City to Los Angeles—12 Sections, Drawing-room. (Sun. and Thur. only. No. 104, Cedar City to Lund.) Chicago (C. & N. W.) via Oakland to Los Angeles—12 Sections, Drawing-room. (S. P. No. 74, Oakland to Los Angeles. See tables 14 and 18.) Chicago to San Francisco—7 Compts., 2 Drwg.-rooms. Chicago (C. & N. W.) to San Francisco—10 Sections, Drawing-room, Compartments. Chicago (C. & N. W.) to San Francisco—12 Sections Drawing-room. Salt Lake City to San Francisco—12 Sections, Drawing-room. (No. 29, Salt Lake to Ogden.) Chicago (C. & N. W.) to West Yellowstone—10 Sections, Drawing-room, Compts. (No. 45, Salt Lake to West Yellowstone. First car leaves Chicago June 16.)

Dining Car Serving all meals, Chicago to Los Angeles and San Francisco.

No. 29 Butte Special. Daily. Tables 8, 9 and 10

Standard Sleeping Cars Los Angeles to Butte—12 Sections, Drawing-room. (No. 28, Los Angeles to Salt Lake City.) Salt Lake City to San Francisco—12 Sections, Drawing-room. (No. 27, Ogden to San Francisco.) Salt Lake City to Portland—12 Sections, Drawing-room. (No. 17, Pocatello to Portland.) Salt Lake City to Butte—12 Sections, Drawing-room. Salt Lake City to Boise—16 Sections. (No. 17, Pocatello to Boise.) (May be occupied till 8:00 a.m.)

Chair Car and Coaches Salt Lake City to Pocatello and Butte.

Dining Car Salt Lake to Ogden. Other meals in station restaurants

No. 31 Butte Express. Daily. Table 8

Standard Sleeping Cars Salt Lake City to Butte—12 Sections, Drawing-room. Salt Lake City to Ashton—12 Sections, Drawing-room. (No. 33, Idaho Falls to Ashton.) (Open 9:00 p.m.) Salt Lake City to Buhl—12 Sections, Drawing-room. (Open 9:00 p.m.) (No. 83, Pocatello to Buhl.)

Chair Car and Coach Salt Lake City to Pocatello and Butte.

Dining Car Serving all meals.

No. 33 Northwest Express. Daily. Tables 8, 10 and 11

Standard Sleeping Cars Salt Lake City to Portland—12 Sections, Drawing-room. (No. 23, Pocatello to Portland.) Salt Lake City to Spokane—14 Sections. (Open 9:00 p.m.) (No. 23-12, Pocatello to Spokane.)

Chair Car and Coach Salt Lake to Portland. (No. 23, Pocatello to Portland.)

No. 31-33 Yellowstone Express. Daily. Tables 3 and 8

First trip of season from Salt Lake City, June 18.

Observation Sleeping Car Salt Lake to West Yellowstone—10 Sections. (Open 9:30 p.m.)

Standard Sleeping Cars St. Louis to West Yellowstone—12 Sections, Drawing-room. (Wab. 3 to Kansas City; No. 101-21-25, Kansas City to Pocatello.)

Coaches Salt Lake City and Pocatello to West Yellowstone.

Dining Car Serving all meals.

No. 45 Yellowstone Special. Daily. Tables 3 and 8

First trip of season from Salt Lake City, June 18.

Club Observation Car Salt Lake City to West Yellowstone.

Standard Sleeping Car Salt Lake to W. Yellowstone—10 Sec., D. R., Compts. Salt Lake to W. Yellowstone—12 Sec., Drawing-room. Chicago to West Yellowstone—10 Sections, Drawing-room, Compartments. (No. 27, Chicago to Salt Lake.) Portland to West Yellowstone—10 Sections, Drawing-room, Compartm'ts. (No. 26, Portland to Pocatello.)

Chair Car Salt Lake City to West Yellowstone.

EASTBOUND

No. 26-4 Atlantic Express. Daily. Tables 4 and 7

Standard Sleeping Cars Cheyenne to Omaha—12 Sec., Drawing-room (No. 4).

Tourist Sleeping Cars Portland to Kansas City—16 Sections, (No. 26 to Green River; No. 4 Green River to Cheyenne; No. 104 Cheyenne to Kansas City.)

Chair Car and Coach Portland to Chicago (C. & N. W. No. 12). Portland to Omaha; Portland to Cheyenne; Cheyenne to Denver; Denver to Kansas City (No. 104.)

Dining Car Portland to Montpelier. (Meals, Montpelier to Omaha, in station restaurants.)

No. 28 Gold Coast Limited. Daily. Tables 1, 2, 7 and 9

All-Pullman; accommodations for seat passengers restricted. Consult Agent.

Club Observation Car Los Angeles to Ogden; San Francisco to Chicago. (C. & N. W.) (Maid, hair-dresser, barber, valet, and bath.)

Standard Sleeping Cars Pasadena to Chicago (C. & N. W.)—10 Sections, D.-R., Compartments. (No. 31, Pasadena to Los Angeles.) Los Angeles to Chicago (C. & N. W.)—7 Compartments, 2 Drawing-rooms; 10 Sections, Drawing-room and Compartments. Los Angeles to St. Louis—10 Sections, Drawing-room, Compartments. (No. 128-22, Cheyenne to Kansas City; Wab. No. 2, Kansas City to St. Louis.) Los Angeles to St. Paul-Minneapolis—10 Sec., Drawing-room, Compartments. (C. & N. W. 210-7-210.) Los Angeles to Omaha—12 Sections, Drawing-room. Los Angeles to Denver—12 Sections, Drawing-room. (No. 128, Cheyenne to Denver.) Los Angeles to Butte—12 Sections, Drawing-room. (No. 29, Salt Lake City to Butte.) Los Angeles to Cedar City—12 Sections, Drawing-room. (Wed. and Sat. only. No. 103, Lund to Cedar City.) Los Angeles via Oakland to Chicago (C. & N. W.)—12 Sec., Draw'g-rm. (S.P. No. 73, Los Angeles to Oakland; No. 28, Oakland to Chicago. See tables 14 and 18.) San Francisco to Chicago—7 Compartments, 2 Drwg.-rms. San Francisco to Chicago (C. & N. W.)—10 Sections, Drawing-room, Compartments. San Francisco to Chicago (C. & N. W.)—12 Sec., D.-R. San Francisco to Salt Lake City—12 Sections, Drawing-room. (No. 52, Ogden to Salt Lake City.) West Yellowstone to Chicago (C. & N. W.)—10 Sections, Drawing-room, Compts. (No. 46, to Salt Lake. First car leaves West Yellowstone, June 19.)

Dining Car Serving all meals, Los Angeles and San Francisco to Chicago.

No. 30 Salt Lake Special. Daily. Table 8

Standard Sleeping Car Butte to Salt Lake City—12 Sections, Drawing-room.

Chair Car and Coach Butte and Pocatello to Salt Lake City. Meals at Lima and Cache Junction.

No. 32 Butte Express. Daily. Tables 8, 9, 10 and 11

Standard Sleeping Cars Butte to Salt Lake City—12 Sections, Drawing-room. Butte to Los Angeles—12 Sections, Drawing-room. (No. 25, Salt Lake City to Los Angeles.) Portland to Salt Lake City—12 Sections, Drawing-room. (No. 24, Portland to Pocatello.) Spokane to Salt Lake City—14 Sections. (No. 11-24, Spokane to Pocatello.)

Chair Cars and Coaches Butte to Pocatello and Salt Lake City. Pocatello to Salt Lake. (No. 24, Portland to Pocatello.)

Dining Car Serving all meals.

No. 84-34 Northwest Express. Daily. Tables 8 and 10

Standard Sleeping Cars Buhl to Salt Lake City—12 Sections, Drawing-room. (No. 84, Buhl to Pocatello.)

Coaches Victor to Pocatello and Salt Lake City.

No. 34 Yellowstone Express. Daily. Tables 3 and 8

First trip of season from West Yellowstone, June 20.

Observation Sleeping Car West Yellowstone to Salt Lake City—10 Sections.

Standard Sleeping Cars West Yellowstone to St. Louis—12 Sections, Drawing-room. (Nos. 34-26-126-104-Wab. No. 4.)

Coaches West Yellowstone to Pocatello and Salt Lake City.

Dining Car Serving all meals.

No. 42 Utah Express. Daily. Tables 8 and 10

Standard Sleeping Cars Boise to Salt Lake City—16 Sections. (No. 18, Boise to Pocatello.)

Coaches Ashton to Salt Lake City.

No. 46 Yellowstone Special. Daily. Tables 3 and 8

First trip of season from West Yellowstone, June 19.

Club Observation Car West Yellowstone to Salt Lake City.

Standard Sleeping Cars West Yellowstone to Salt Lake City—10 Sections, Drawing-room, Compartments. West Yellowstone to Salt Lake—12 Sec., Drawing-r'm. West Yellowstone to Chicago—10 Sec., Drawing-room, Compartments. (No. 28, Salt Lake to Chicago.) West Yellowstone to Portland—10 Sections, Drawing-room, Compartm'ts. (No. 25, Pocatello to Portland.)

Chair Car West Yellowstone to Salt Lake City.

No. 104 Kansas City Express. Daily. Table 7

Observation Sleeping Car Denver to Kansas City—10 Sections.

Club Car Kansas City to St. Louis (Wabash No. 4).

(Continued on page 26)

EQUIPMENT—Concluded

For condensed schedules see preceding tables indicated by numbers shown below.

Trains not shown carry no sleeping cars

WESTBOUND

No. 101 St. Louis-Colorado Limited. Daily. Table 7

Observation Parlor Car... St. Louis to Kansas City (Wab. No. 3).
 Observation Sleeping Cars... Kansas City to Denver—10 Sections.
 Denver to Salt Lake City—10 Sections (No. 21).
 Salt Lake City to Los Angeles—10 Sections (No. 25).
 Ogden to San Francisco—10 Sections (S. P. No. 19).
 Club Observation Car... Montpelier to Portland (No. 25).
 Standard Sleeping Cars... Kansas City to San Francisco—12 Sections, Drawing-room, (U. P. 21-S. P. 19, Denver to San Francisco, St. Louis, via Pocatello, to West Yellowstone—12 Sec., Drawing-room. (Wab. No. 3, St. Louis to Kansas City; No. 21-25-33, Denver to West Yellowstone. First car from St. Louis, June 17.)
 Tourist Sleeping Car... Kansas City to Portland—16 Sections, (No. 21-25, Denver to Portland.)
 Chair Cars and Coaches... St. Louis to Kansas City (Wab. 3). Kansas City to Salina and Denver. Kansas City to Portland (21-25 from Denver).
 Dining Car... Serving all meals.

No. 103 Denver Express. Daily. Table 7

Standard Sleeping Cars... St. Louis to Denver—12 Sections, Drawing-room. (Open 9:30 p.m.) (Wab. No. 17, St. Louis to Kan. Cy.)
 Kansas City to Denver—12 Sections, Drawing-room.
 Tourist Sleeping Car... Kansas City to San Francisco—16 Sections. (No. 21, Denver to San Francisco.)
 Chair Cars and Coaches... Kansas City to Salina and Denver; Denver to San Francisco (No. 21) and Los Angeles (No. 21-25).
 Dining Car... Kansas City to Ellis.

No. 103 Utah Parks Special. Daily. Tables 1 and 7

Observation Sleeping Car... Salt Lake City to Cedar City—10 Sections.
 Standard Sleeping Cars... Salt Lake City to Cedar City—10 Sec., D.-R., Compts. Los Angeles to Cedar City—12 Sections, Drawing-room. (Wed and Sat. only. No. 28, Los Angeles to Lund.)
 Coaches... Salt Lake City to Cedar City.

No. 127 Pony Express. Daily. Table 7

Parlor Car... Denver to Cheyenne.
 Standard Sleeping Cars... Denver to Los Angeles—12 Sections, Drawing-room. (No. 27, Cheyenne to Los Angeles).
 Denver to Seattle—12 Sections, Drawing-room. (No. 17-564, Cheyenne to Seattle.)
 Chair Cars and Coach... Denver to Cheyenne; Cheyenne to Portland (No. 17); Portland to Seattle (No. 564).
 Dining Car... Denver to Cheyenne.

No. 169 Salina-Oakley Local. Daily. Table 7

Standard Sleeping Car... Kansas City to Salina—16 Sections (Open 10:00 p.m.)
 Chair Cars... Kansas City to Ellis.

No. 402. Daily. Table 19

Standard Sleeping Cars... Portland to Seattle—12 Sec., Drwg.-rm. (Open 9:30 p.m.)
 Portland to Tacoma—12 Sections, Drawing-room, and 14 Sections, Drawing-room. (Open 9:30 p.m.)
 Sleepers parked at Tacoma and Seattle until 8.00 a.m.
 Coaches... Portland to Seattle.

No. 408. Daily. Table 19

Observation & Parlor Cars... Portland to Seattle.
 Coaches... Portland to Seattle.
 Dining Car... Serving all meals.

No. 458. Daily. Table 12

Observation & Parlor Cars... Portland to Seattle.
 Standard Sleeping Car... San Francisco to Seattle—Compts., D.R.; 12 Sec., D.R. (S. P. No. 54, San Francisco to Portland.)
 Coaches... Portland to Seattle.
 Dining Car... Serving all meals.

No. 562. Daily. Table 19

Observation & Parlor Cars... Portland to Seattle.
 Standard Sleeping Cars... Los Angeles to Seattle—10 Sections, Drawing-room, and Compartments; 12 Sections, Drawing-room. (S. P. No. 59-64-14, via Bakersfield and Sacramento over S. P. Cascade Line.)
 Coaches... Portland to Seattle.
 Dining Car... Serving all meals.

No. 564 Owl. Daily. Table 12

Standard Sleeping Cars... Denver to Seattle—12 Sections, Drawing-room. (No. 127-17, Denver to Portland.)
 San Francisco to Seattle—12 Sections, Drawing-room. (S. P. No. 12, San Francisco to Portland.)
 San Francisco to Seattle—10 Sections, Drawing-room, Compts. (S. P. No. 12, San Francisco to Portland.)
 Hoquiam to Seattle—12 Sections, Drawing-room. (No. 578, Hoquiam to Centralia.) (Open 9:30 p. m.) (Also see Table 87.)
 Portland to Seattle—16 Sections; and, 12 Sections, Drawing-room. (Open 9:30 p.m.)
 Portland to Hoquiam—12 Sections, Drawing-room. (No. 577, Centralia to Hoquiam.) (Also see Table 87.)
 Sleeping cars parked at Seattle for occupancy until 8 a.m.
 Coaches... Portland to Seattle.

No. 1 St. J. and G. I. Passenger. Daily. Table 23

Standard Sleeping Car... St. Joseph to Grand Island—12 Secs., Drawing-room.
 Chair Car and Coach... St. Joseph to Grand Island.

EASTBOUND

(No. 104 Kansas City Express—Continued from page 24)

Standard Sleeping Cars... Denver to Kansas City—12 Sections, Drawing-room.
 Denver to St. Louis—12 Sections, Drawing-room. (Nos. 34-26-126-104-Wab. 4, West Yellowstone to St. Louis. First car leaves West Yellowstone, June 20.)
 Tourist Sleeping Car... Portland to Kansas City—16 Sections. (No. 26-4, Portland to Cheyenne.)
 Chair Cars and Coaches... Portland to Cheyenne; Cheyenne to Denver; Denver and Salina to Kansas City; Kansas City to St. Louis (Wabash 4).
 Dining Car... Serving all meals between Denver and Kansas City.

No. 104 Utah Parks Special. Daily. Tables 1 and 7

Observation Sleeping Car... Cedar City to Salt Lake City—10 Sections.
 Standard Sleeping Cars... Cedar City to Salt Lake City—10 Sec., D.-R., Compts. Cedar City to Los Angeles—12 Sec., Drawing-room. (Sun and Thur. only. No. 27, Lund to Los Angeles.)
 Coaches... Cedar City to Salt Lake City.

No. 126 Cheyenne-Denver Express. Daily. Table 7

Standard Sleeping Cars... Portland to Denver—12 Sections, Drawing-room. (No. 26, Portland to Cheyenne).
 Cheyenne to St. Louis—12 Sections, Drawing-room. (No. 34-26, West Yellowstone to Cheyenne; No. 104-Wab. 4, beyond Denver. First car leaves West Yellowstone, June 20.)
 Chair Car and Coach... Cheyenne to Denver.

No. 128 St. Louis-Colorado Limited. Daily. Table 7

Observation Car Service... Portland to Cheyenne (No. 18).
 Parlor Car... Cheyenne to Denver (No. 128—Pony Express).
 Observation Parlor Car... Kansas City to St. Louis (Wab. No. 2).
 Standard Sleeping Cars... Denver to Kansas City—12 Sections, Drawing-room. Salina to Kansas City—16 Sections.
 Chair Cars and Coaches... Denver and Salina to Kansas City; Kansas City to St. Louis (Wabash 2).
 Dining Car... Serving all meals, Denver to Ellis.

No. 128 Pony Express. Daily. Table 7

Parlor Car... Cheyenne to Denver.
 Standard Sleeping Cars... Los Angeles to St. Louis—10 Sections, Compartments. Drawing-room. (No. 28, Los Angeles to Cheyenne. No. 22-Wabash No. 2, Denver to St. Louis.)
 Los Angeles to Denver—12 Sections, Drawing-room. (No. 28, Los Angeles to Cheyenne.)
 Seattle to Kansas City—12 Sections, Drawing-room. (No. 563-18-128, Seattle to Denver; No. 22, Denver to Kansas City.)
 Chair Cars and Coach... Seattle to Portland (No. 563); Portland to Cheyenne (No. 18); Cheyenne to Denver; Denver to Kansas City (No. 128).
 Dining Car... Cheyenne to Denver.

No. 401. Daily. Tables 12 and 19

Standard Sleeping Car... Seattle to Portland—12 Sections, Drawing-room.
 Coaches... Seattle to Portland.

No. 407. Daily. Table 19

Observation & Parlor Cars... Seattle to Portland.
 Standard Sleeping Cars... Seattle to Los Angeles—10 Sections, Drawing-room, Compts.; 12 Sec., Draw'g-room. (S. P. Nos. 15-63-60 via Sacramento and Bakersfield over Cascade Line.)
 Coaches... Seattle to Portland.
 Dining Car... Serving all meals.

No. 459. Daily. Table 12

Observation & Parlor Cars... Seattle to Portland.
 Standard Sleeping Cars... Seattle to San Francisco—Compts, D.R.; 12 Sec., D.R. (S. P. No. 17, Portland to San Francisco.)
 Coaches... Seattle to Portland.
 Dining Car... Serving all meals.

No. 561. Daily. Table 19

Observation & Parlor Cars... Seattle to Portland.
 Coaches... Seattle to Portland.
 Dining Car... Serving all meals.

No. 563 Owl. Daily. Table 12

Standard Sleeping Cars... Seattle to Kansas City—12 Sections, Drawing-room. (No. 18-128-22, Portland to Kansas City.)
 Seattle to Portland—12 Sec., Drg.-rm. (Open 9:30 p. m.)
 Seattle to Portland—16 Sections. (Open 9:30 p.m.)
 Seattle to Hoquiam—12 Sections, Drawing-room. (No. 577, Centralia to Hoquiam.) (Also see Table 87.)
 Seattle to San Francisco—10 Section, Drawing-room, Compartments, and 12 Sections, Drawing-room. (S. P. No. 11, Portland to San Francisco.)
 Tacoma to Portland—12 Sections, Drawing-room, and 14 Sections, Drawing-room.
 Hoquiam to Portland—12 Sections, Drawing-room. (Open 9:30 p. m.) (No. 578, Hoquiam to Centralia.) (Also see Table 87.)
 Sleeping Cars are parked at Portland for occupancy until 7:30 a.m.
 Coaches... Seattle to Portland.

No. 2 St. J. and G. I. Passenger. Daily. Table 23

Standard Sleeping Car... Grand Island to St. Joseph—12 Secs., Drawing-room.
 Chair Car and Coach... Grand Island to St. Joseph.

CHICAGO AND OMAHA TO OGDEN, SALT LAKE CITY AND CALIFORNIA

Table No. **15**

The Overland Route

Central Time

Read Down

MILES

			WESTBOUND—Read Down												
			To Pacific Coast					To Colorado			Nebraska Locals				
		Elevation	San Fran. Overland Limited 1 Daily	Los Angeles Limited 7 Daily	Gold Coast Limited 27 Daily	Pacific Limited 19 Daily	Conti-nental Limited 25 Daily	Portland Limited 17 Daily	California Mail 3 Daily	The Colum-bine 13 Daily	Denver Special 11 Daily	Colorado Express 15 Daily	North Platte Local 37 Daily	Albion Local 23 Daily	Grand Island Local 47
C. & N. W.															
0	Chicago	Ill.	Lv 590	8.10	8.10	8.30		2.30	10.15	11.59	10.30	6.05	11.59		Ex Sun.
485	Council Bluffs	Iowa	Ar 983	8.00	8.00	9.05		3.24	11.10	2.56	11.20	7.09	2.56	z 7.20	z 1.30
488	Omaha	Neb.	Ar 1033	8.25	8.25	9.30		3.49	11.35	3.21	11.50	7.25	3.21	z 5.45	z 1.45
C. M. & St. P.															
0	Chicago	Ill.	Lv 590				2.30								
484	Council Bluffs	Iowa	Ar 983				3.25								
488	Omaha	Neb.	Ar 1033				3.50								
Union Pacific															
0	Omaha	Neb.	Lv 1033	8.40	8.40	9.50	4.15	4.10	11.55	4.40	12.25	8.20	4.25	8.15	6.05 † 2.15
4	South Omaha	"	" 1107											8.30	6.19
9	Gilmore	"	" 991											8.42	6.30
14	Papillion	"	" 1023											8.52	6.40
17	Portal	"	" 1032											f 8.56	f 6.44
20	Millard	"	" 1067											9.02	6.50
14	Lane	"	" 1093											f 9.08	f 6.56
19	Elkhorn	"	" 1166											9.16	f 7.05
22	Waterloo (Elkhorn River)	"	" 1126											9.22	f 7.11
25	Valley 27, 28	"	" 1140											9.28	f 7.18
25	Mercer	"	" 1175											f 9.39	f 7.26
37	Fremont	"	" 1197	f 9.35	f 9.35	10.50	5.15	5.10	12.48	5.40	1.20	9.15	5.28	9.57	7.40
42	Ames	"	" 1231											10.08	7.48
54	North Bend	"	" 1275							6.00				10.18	7.59
59	Bay State	"	" 1287											f 10.22	f 8.03
54	Rogers	"	" 1312											10.29	f 8.12
66	Schuyler	"	" 1350							f 6.10				10.44	8.27
74	Richland	"	" 1401							f 6.25	2.23	10.10	6.43	11.00	f 8.43
82	Columbus 25, 26, 28 (Loup River)	"	" 1447	f 10.32	f 10.32	11.55	6.20	6.15	1.45	f 6.55				11.43	9.00
89	Duncan	"	" 1494							f 7.09				11.57	9.15
100	Silver Creek	"	" 1548							f 7.27				12.13	9.30
111	Clarks	"	" 1622							f 7.48				12.40	9.57
122	Central City 28	"	" 1701							8.12	3.20			7.55	1.07
132	Chapman	"	" 1766							f 8.27				1.22	1.22
144	Grand Island 23, 28	"	Ar 1864	11.54	11.54	1.20	7.48	7.40	3.20	8.55	3.55	11.30	8.35	1.45	1.45
144	Grand Island 30, 31	"	Lv 1864	11.59	11.59	1.25	7.50	7.45	3.25	9.05	4.05	11.35	8.45	2.05	2.05
152	Alda	"	" 1916							f 9.17				2.17	2.17
160	Wood River	"	" 1966							f 9.31				2.30	2.30
167	Shelton	"	" 2019							9.45				2.45	2.45
173	Gibbon 32	"	" 2061							f 9.56				2.56	2.56
182	Buda	"	" 2113							d				f 3.09	f 3.09
186	Kearney 32, 33 (State Normal Sch.)	"	" 2149	f 12.58	f 12.58	2.30	9.00	8.45	4.25	10.35	5.05	12.32	9.50	3.35	3.35
196	Odesa	"	" 2222							b	10.51			3.54	3.54
202	Elm Creek	"	" 2265							b	11.02			4.08	4.08
211	Overton	"	" 2315							b	11.15			4.25	4.25
222	Lexington	"	" 2389							b	11.35	5.50	10.50	4.47	4.47
230	Darr	"	" 2459							d				f 4.58	f 4.58
236	Cozad	"	" 2487							b	5.30	6.10		5.06	5.06
240	Willow Island	"	" 2523							b	12.03			f 5.13	f 5.13
246	Gothenburg	"	" 2563							b	12.20	6.28		5.23	5.23
259	Brady Island	"	" 2651							b	12.41			5.42	5.42
268	Maxwell	"	" 2718							b	12.57			5.57	5.57
281	North Platte 34	"	Ar 2802	3.05	3.05	4.45	11.30	11.10	6.50	12.57	7.20	2.40	12.40	6.25	6.25
281	North Platte	"	Lv 2802	2.10	2.10	3.50	10.35	10.15	5.55	1.15	6.35	1.45	11.50		
288	Birdwood	"	" 2851							f 1.27				f 8.00	f 8.00
290	Nichols (South Platte River)	"	" 2880							f 1.33				f 8.21	f 8.21
294	Hershey	"	" 2903							f 1.39				8.28	8.28
298	O'Fallons 34	"	" 2938							f 1.46				8.40	8.40
301	Sutherland	"	" 2959							b	1.52				
313	Paxton	"	" 3056							b	2.14				
325	Roscoe	"	" 3166							c	2.38				
332	Ogallala	"	" 3213							f 7.15	7.46				
341	Brule	"	" 3288							f 7.30	3.06				
351	Big Springs	"	" 3369							f 7.46	3.26				
363	Julesburg 20	"	Ar 3467			15.50	12.30	12.15	f 8.10	3.55	8.33	3.40	2.00		
378	Chappell	"	Lv 3695				12.50	12.15	f 8.35	4.25	2.00	8.30	7.15		
387	Lodge Pole	"	" 3831				f 1.05		f 8.52	4.44					
394	Snod	"	" 3925						b	4.57					
405	Sidney	"	" 4091	5.05	5.05	7.00	1.45	1.25	9.30	5.30					
413	Brownson	"	" 4215						b	5.43					
424	Potter	"	" 4387						f 2.16	11.00					
433	Dix	"	" 4551						b	6.20					
442	Kimball	"	" 4706						f 2.46	10.33	6.37				
448	Oliver	"	" 4788						b	6.47					
454	Bushnell	"	" 4866						f 3.02	b	6.57				
464	Pine Bluffs (Neb.-Wyo. State line)	Wyo.	" 5047						f 3.17	11.11	7.15				
475	Egbert	"	" 5286							b	7.39				
480	Burns	"	" 5455							b	7.53				
487	Hillsdale (Rocky Mts. to South)	"	" 5638							b	8.08				
507	Cheyenne 21	"	Ar 6060	7.30	7.30	9.55	4.35	4.15	12.35	9.00					
507	Cheyenne	"	Lv 6060	7.40	7.40	10.10	4.50	4.30	12.50	9.30					
516	Borie	"	" 6561							f 9.55					
526	Granite Cañon	"	" 7315							10.17					

Continued on following page

*Daily.

†Daily, except Sun.

‡Daily, except Sat.

||Meals.

(a) Stops to take on paying passengers for Ogden and beyond.

(b) Stops on signal to take on paying passengers for Green River and beyond.

(c) Stops to take on paying passengers for scheduled stopping points west.

(d) Stops to let off paying passengers ticketed through from St. J. and G. I. Ry.

(f) Stops only on signal.

(h) Stops to let off paying passengers from North Platte or east.

(m) Stops to take on paying passengers for scheduled stopping points west of Julesburg.

(o) Stops to take on paying passengers for scheduled stopping points west of Julesburg; and at stations Omaha to North Platte to take on paying passengers for North Platte branch.

(z) Leave from U. P. Transfer, Council Bluffs.

■ Extra fare trains. Consult Agent.

Where no time is shown, trains do not stop, except as indicated by reference marks.

Time from 12:01 midnight to 12:00 noon shown in light face type; time from 12:01 noon to 12:00 midnight shown in heavy face type.

Figures opposite Junction points refer to numbers of time tables showing diverging trains.

SPECIAL NOTICE


▲ Train No. 27 will carry local passengers when provided with first-class railroad and Pullman tickets, as follows: From Sidney, Neb., and points east (where scheduled to stop) only when ticketed to Cheyenne, Wyo., and points beyond where train stops. From Cheyenne (and points south), Laramie, Rawlins, Rock Springs, Green River, Granger and Evanston, Wyo., when ticketed to Ogden or Salt Lake City and beyond where train stops.

CHICAGO AND OMAHA TO OGDEN, SALT LAKE CITY AND CALIFORNIA


WESTBOUND—Read Down

To Pacific Coast


MILES	Table No. 15 (Continued) The Overland Route Mountain Time		Elevation	To Pacific Coast										
	San Fran. Overland Limited	Los Angeles Limited		Gold Coast Limited	Pacific Limited	Continental Limited	Portland Limited	California Mail	Pacific Coast Limited	Other				
	1 Daily	7 Daily												
	Read Down													
529	Ozone	Source of U.P.iked Sher-	Wyo. Ly	7557								f 10.26	See	
534	Buford	man Hill gravel	"	* 7862								10.37	Note z	
538	Sherman	(Highest point en route)	"	* 8013								f 10.47		
540	Dale Creek	(Rocky Mts. to south)	"	* 7921								f 10.53		
545	Hermosa	(Laramie Basin)	"	* 7899								11.01		
555	Red Buttes	(Bizarre eroded rocks)	"	* 7623								f 11.22		
551	Colores		"	* 7623										
563	Laramie	(State University)	Ar	7153	9.30	9.30	12.10	6.40	6.30	2.50		11.45	6.20	
563	Laramie	(Snowy Range to west)	Ly	7153	9.35	9.35	12.15	6.45	6.35	2.55		11.50	6.25	
571	Howell		"	* 7118								f 12.06		
575	Wyoming		"	* 7143								f 12.13		
583	Bosler		"	* 7082								f 12.28		
588	Cooper Lake	(Laramie Peak)	"	* 7037								f 12.38		
591	Lookout	(4 1/2 miles north)	"	* 7125								f 12.45		
596	Harper		"	* 7079								f 12.55		
603	Rock River	(Oil fields 1 1/2 miles south)	"	* 6910				f 7.40		4.02		1.05	x	
606	Wilcox		"	* 6969								f 1.13		
614	Ridge		"	* 6693								f 1.25		
620	Medicine Bow		"	* 6564				f 8.06		f 4.32		1.36	x	
624	Allen		"	* 6613								f 1.43		
630	Como	(Fossil Dinosaur beds)	"	* 6712								f 1.52		
640	Hanna	(Coal Mines)	"	* 6775				f 8.42		5.10		2.20	x	
645	Percy	(Blk Mt. 15 miles south)	"	* 6927								f 2.30		
649	Dana		"	* 6791								f 2.36		
654	Edson		"	* 6723								f 2.46		
659	Walcott	(St. Mary Pk. to north)	"	* 6624				f 9.12		a		2.56	x	
665	Ft. Steele	(North Platte River)	"	* 6511								3.06		
673	Parco	(Large oil refinery)	"	* 6586				f 9.35		6.10		3.22	f 9.02	
683	Rawlins	(State)	Ar	6747	1225	1225	3.40	9.50	9.25	6.25		3.40	9.15	
683	Rawlins	(Penitentiary)	Ly	6747	1230	1230	3.45	9.55	9.30	6.30		4.00	9.20	
687	Hadsell	(Ferris Mts. to north)	"	* 6918								f 4.13		
694	Daley's Ranch		"	* 6689								f 4.24		
698	Riner		"	* 6756								f 4.30		
703	Cherokee		"	* 6831								f 4.39		
709	Creston	(Continental Divide)	"	* 7107								f 4.53		
713	Latham		"	* 6952								f 5.00		
721	Wamsutter		"	* 6709						7.44		5.15		
730	Red Desert		"	* 6722								f 5.32		
737	Tipton		"	* 7001								f 5.47		
744	Table Rock	(Table Rock to south)	"	* 6843						f 8.12		f 6.00		
754	Bitter Creek		"	* 6699						f 8.22		f 6.17		
763	Black Buttes		"	* 6616								f 6.30		
768	Hallville		"	* 6561								f 6.37		
774	Point of Rocks		"	* 6509						f 9.11		f 6.47		
781	Thayer Jct.	(Leucite Hills to north)	"	* 6441								f 6.57		
786	Salt Wells	(Aspen Mts. south)	"	* 6374								f 7.04		
793	Baxter		"	* 6309								f 7.13		
799	Rock Springs	(Coal Mines)	"	* 6263	f 3.30	f 3.30	6.46	12.43	12.18	9.54		7.30	12.05	
807	Kanda	(Picturesque Buttes)	"	* 6209								f 7.44		67
814	Green River	(Water flows to Gulf of California)	Ar	6083	4.00	4.00	7.20	1.10	12.45	10.20		8.00	12.30	Daily
814	Green River		Ly	6083	4.05	4.05	7.30	1.20	1.00	10.40		1.00	12.45	10.46
822	Peru	(Uinta Range)	"	* 6388									f 11.07	
827	Bryan	(to southwest)	"	* 6181									f 11.16	
835	Marston		"	* 6210									f 11.27	
844	Granger	(O.S.L.R.R. diverges)	"	* 6271				f 2.10	f 1.50	11.35	f 1.50	1.35	b 11.42	
856	Church Buttes		"	* 6353									f 11.58	
863	Hampton		"	* 6409									f 12.08	
873	Carter		"	* 6498									2.21	12.25
883	Bridger	(Named for famous scout)	"	* 6630										f 12.40
888	Leroy		"	* 6710										f 12.50
895	Spring Valley		"	* 7011										f 1.02
899	Aspen	(Aspen tunnel, 5,900 feet)	"	* 7183										f 1.10
901	Altamont		"	* 7227										f 1.18
906	Knight	(Bear River)	"	* 7075										f 1.26
910	Millis		"	* 6890										f 1.35
914	Evanston	(Coal Mines)	Ar	6745	6.35	6.35	10.20	4.20	4.05		4.05	3.40	2.05	
914	Evanston		Ly	6745	6.35	6.35	10.20	4.20	4.05		4.05	3.40	2.05	
921	Wyuta	(Wyoming-Utah State line)	Utah	* 6739									f 2.15	
925	Wahsatch	(Wasatch Mts.)	"	* 6800									f 2.26	
934	Castle Rock	(Echo Canyon)	"	* 6224									f 2.46	
941	Emory		"	* 5911									f 2.56	
950	Echo 45	(Pulpit Rock, north)	Ar	5460				5.37	a		a	4.55	3.30	
950	Echo 45	(The Witches" to north)	Ly	5460				5.37	a		a	4.55	3.30	
954	Henefer		"	* 5337								f 5.02	f 3.38	
959	Devil's Slide	(Devil's Slide to south)	"	* 5251								f 5.10	3.46	
966	Morgan		"	* 5071								f 5.23	3.58	
973	Peterson	(Weber Canyon)	"	* 4889								f 5.39	4.17	
975	Strawberry		"	* 4850								f 5.49	4.22	
983	Uintah	(Silver Fox Farm, south)	"	* 4500								f 6.15	4.43	
990	Ogden	(Junction with Southern Pacific)	Ar	4298	9.20	9.20	1.10	7.10	7.05		7.05	6.40	5.00	
1027	SALT LAKE CITY	Pacific Time	Ar	4251				10.35	2.35	den to Los Angeles, see Table No. 17.		8.20	7.45	6.10
1811	Los Angeles	Sou. Pac. Co.	Cal. Ar	270				9.10	2.30	den to San Francisco, see Table No. 18.		8.30	8.30	7.00
1773	San Francisco		Cal. Ar	14				9.10	2.30	den to San Francisco, see Table No. 18.		8.30	8.30	



"Frontier Days", Cheyenne, Wyoming July 26-30, inclusive, 1927



Castle Rock, Green River, Wyoming



Weber Canyon, west of Echo, Utah

* Daily. † Daily, except Sunday. ‡ Daily, except Saturday. ||Meals. (a) Stops to let off paying passengers from Laramie and east. (b) Will wait 30 minutes to make connection with No. 6 from Pocatello. (c) Stops to take on paying passengers for California and points south of Salt Lake. (d) Stops to let off paying passengers from Denver, Cheyenne, or east. (f) Stops only on signal. (x) Stops at Rock River, Medicine Bow, Hanna and Walcott to let off paying passengers from Colorado. (z) Leaves Denver 1.45 p.m., runs via Borie Cut-off, not via Cheyenne. ■ Extra fare train. Consult agent.

▲ For explanation of this reference, see page 28. Where no time is shown, trains do not stop, except as indicated by reference marks.

Time from 12.01 midnight to 12.00 noon shown in light face type; time from 12.01 noon to 12.00 midnight shown in heavy face type.

Figures opposite junction points refer to numbers of time tables showing diverging trains.

CALIFORNIA, SALT LAKE CITY AND OGDEN TO OMAHA AND CHICAGO

EASTBOUND—Read Down

MILE MILES	Table No. 16 The Overland Route		From Pacific Coast										Local Trains		
	Pacific Time		Elevation	San Fran. Overland Limited 2 Daily	Los Angeles Limited 8 Daily	Gold Coast Limited 28 Daily	Pacific Limited 20 Daily	Continental Limited 26 Daily	Portland Limited 18 Daily	Pacific Coast Limited 22 Daily	Atlantic Express 4 Daily	Local Passenger 6 Daily			
	Read Down														
	So. Pac. Co.														
	San Francisco	Cal.	Lv 14	6.00		11.00	4.00				4.00				
	Union Pacific System														
	Los Angeles	Cal.	Lv 270		6.00	11.00		6.05					11.00		
	Mountain Time														
	SALT LAKE CITY	Utah	Lv 4251		6.35	1.05		9.00					5.15		
	Ogden	Utah	Lv 4298	7.55	7.55	2.50	7.25	10.15			7.40		6.25		
	8 Uintah (Wasatch Mts.)		"			d	f 7.40						f 6.41		
	15 Strawberry		"			d	f 7.57						f 7.00		
	17 Peterson (Weber Canyon)		"			d	f 8.03						f 7.05		
	24 Morgan		"			d	f 8.20						f 7.19		
	31 Devil's Slide (Devil's Slide to south)		"			d	f 8.34						f 7.32		
	36 Henefer		Lv 5337			d	f 8.44						f 7.42		
	40 Echo 45 ("The Witches," north)		Ar 5460			d	f 8.57				9.00		f 7.58		
	40 Echo ("Pulpit Rock, north")		Ar 5460			d	f 9.17				9.00		f 7.58		
	50 Emory (Echo Canyon)		"			d	f 9.39						f 8.15		
	56 Castle Rock		"			d	f 9.50						f 8.30		
	65 Wahsatch		"			d	f 10.14						f 8.55		
	69 Wyuta (Utah-Wyoming State line)		"			d	f 10.24						f 9.05		
	76 Evanston (Bear River)	Wyo.	Ar 6747	10.40	10.40	5.35	10.45	12.55			10.20		9.20		
	76 Evanston (Coal Mines)		Ar 6747	10.40	10.40	5.35	10.45	12.55			10.20		9.20		
	80 Mills		"			d							f 9.30		
	84 Knight		"			d							f 9.40		
	89 Altamont		"			d							f 9.47		
	91 Aspen (Aspen tunnel, 5,900 feet)		"			d	f 11.09						f 9.55		
	95 Spring Valley		"			d	f 11.21						f 10.03		
	103 Leroy		"			d	f 11.30						f 10.15		
	108 Bridger (Named for famous scout)		"			d							f 10.22		
	118 Carter		"			d	f 11.53			Portland Limited 18 Daily			10.40		
	127 Hampton		"			d							f 10.55		
	134 Church Buttes		"			d							f 11.07		
	146 Granger 19 (O.S.L.R.R. diverges)		"			d	f 12.40		b	7.32			11.30		
	155 Marston		"			d									
	163 Bryan (Uinta Range to southwest)		"			d									
	169 Peru		"			d									
	176 Green River (Picturesque Cliffs)		Ar 6083	1.20	1.20	8.30	1.30	3.45	8.20	1.00			12.25		
	176 Green River 19 (Water flows to Gulf of California)		Ar 6083	1.30	1.30	8.40	1.40	4.00	8.30	1.10			12.50		
	184 Kanda		"			d							f 4.30		
	191 Rock Springs (Coal Mines)		"			d							f 4.42		
	197 Baxter		"	f 2.00	f 2.00	9.10	2.10	4.30	9.00	1.40			5.00	1.23	
	204 Salt Wells (Aspen Mts. south)		"			d							f 5.10		
	209 Thayer Jct. (Leucite Hills to north)		"			d							f 5.20		
	216 Point of Rocks		"			d							f 5.27		
	222 Hallville		"			d							f 5.38	1.58	
	227 Black Buttes		"			d							f 5.46		
	236 Bitter Creek		"			d							f 5.54		
	246 Table Rock (Table Rock to south)		"			d			f 10.06				6.08	2.24	
	253 Tipton		"			d							f 6.37	2.38	
	260 Red Desert		"			d							f 6.48	2.50	
	269 Wamsutter		"			d							f 7.11		
	277 Latham		"			d			e	f 11.10			7.23	3.16	
	281 Creston (Continental Divide)		"			d							f 7.32		
	288 Cherokee		"			d							f 7.41		
	292 Riner		"			d							f 7.48		
	296 Daley's Ranch		"			d							f 7.54		
	303 Hadsell (Ferris Mts. to north)		"			d							f 8.07		
	310 Rawlins (State Penitentiary)		Ar 6747	4.55	4.55	12.15	5.15	7.35	12.25	4.35			8.20	4.20	
	317 Parco (Large oil refinery)		Ar 6747	5.00	5.00	12.20	5.20	7.40	12.30	4.40			8.40	4.25	
	325 Ft. Steele (North Platte River)		"			d	f 12.30	f 5.31	f 7.51	f 12.42	f 4.51		8.51	f 4.36	
	331 Walcott (St. Mary Pl., north)		"			d							f 9.03		
	336 Edson		"			d			c	f 1.02			9.17		
	341 Dana		"			d							f 9.27		
	345 Percy (Elk Mt. 15 miles south)		"			d							f 9.35		
	350 Hanna (Coal Mines)		"			d							f 9.41		
	361 Como (Fossil Dinosaur beds)		"			d			c	f 1.38			9.53	5.24	
	366 Allen		"			d							f 10.10		
	370 Medicine Bow		"			d							f 10.19		
	376 Ridge		"			d			c	f 2.13			10.27		
	384 Wilcox		"			d							f 10.39		
	388 Rock River (Oil fields, 12 miles south)		"			d	f 7.22	f 9.47	f 2.44	6.37			f 10.49		
	394 Harper		"			d							10.56		
	399 Lookout		"			d							f 11.06		
	402 Cooper Lake (Laramie Peak)		"			d							f 11.14		
	408 Bosler (45 miles north)		"			d							f 11.20		
	415 Wyoming		"			d							f 11.28		
	419 Howell		"			d							f 11.38		
	427 Laramie 109 (State University, Snowy Range to west)		Ar 7153	8.05	8.05	3.40	8.30	10.55	3.50	7.45			11.59	7.30	
	427 Laramie (Bizarre eroded rocks)		Ar 7153	8.10	8.10	3.45	8.35	11.00	3.55	7.50			12.05	7.35	
	439 Colores		"			d							f 12.32		
	445 Hermosa		"			d							f 12.45		
	450 Dale Creek (Rocky Mts. to south)		"			d							f 12.55		

* Daily.
 † Daily, except Sunday.
 ‡ Daily, except Saturday.
 || Meals.
 (a) Stops to let off paying passengers from north of Granger.
 (b) Stops to let off and take on paying passengers.
 (c) Stops at Walcott, Hanna and Medicine Bow to let off paying passengers from Evanston and points west.
 (d) Stops to let off paying passengers from California and points south of Salt Lake.
 (e) Stops at Wamsutter to let off paying passengers from Evanston and points west.
 (f) Stops only on signal.
 (g) Stops at Granger to take on paying passengers for Denver or to let off paying passengers from Ogden and points west.
 (h) Stops to take on paying passengers for Omaha and east.
 (r) Stops at any station to let off paying passengers from Ogden or beyond.
 (z) Runs via Borie Cut-off arriving Denver 12.20 p. m.; see Table No. 21.

■ Extra fare trains. Consult agent.
 Where no time is shown trains do not stop, except as indicated by reference marks.

Time from 12.01 midnight to 12.00 noon shown in light face type; time from 12.01 noon to 12.00 midnight shown in heavy face type.

Figures opposite junction points refer to numbers of time tables showing diverging trains.

SPECIAL NOTICE

▲ Train No. 28 will carry local passengers, when provided with first-class railroad and Pullman tickets, as follows: From Salt Lake City and points south, also Ogden and points west, to Green River, Rock Springs and beyond where trainstops. From Evanston, Granger, Green River, and Rock Springs, Wyo., to Cheyenne and beyond (both east and south), where train stops. From Rawlins, Laramie, and Cheyenne, Wyo., to Sidney, Neb., and beyond, where train stops. From Julesburg, Colo., Sidney, North Platte, Kearney, Grand Island, Columbus, and Fremont, Neb., to any point east of (not including, Council Bluffs, Iowa, at which train stops.

Continued on following page

CALIFORNIA, SALT LAKE CITY AND OGDEN TO OMAHA AND CHICAGO

EASTBOUND—Read Down

MILES	Table No. 16 (Continued) The Overland Route <i>Mountain Time</i>		From Pacific Coast							From Colorado			Nebraska Locals					
			San Fran. Overland Limited 2 Daily	Los Angeles Limited 8 Daily	Gold Coast Limited 28 Daily	Pacific Limited 20 Daily	Continental Limited 26 Daily	Portland Limited 18 Daily	Atlantic Express 4 Daily	Local Passenger 6 Daily	The Columbian 12 Daily	Denver Special 14 Daily	Colorado Express 16 Daily	North Platte Local 38 Daily				
453	Sherman	Wyo.	Lv 8013															
457	Buford		Lv 7862															
461	Ozone		" 7557															
464	Granite Cañon		" 7315															
474	Borie	Capital of Wyoming	" 6561															
484	Cheyenne 21	Wyoming	Ar 6060	10.00	10.00	5.40	10.25	12.50	5.50									
484	Cheyenne	Fl. D. A. Russell	Lv 6060	10.10	10.10	5.50	10.35	1.10	6.00									
503	Hillsdale	Rocky Mts. to south	" 5638															
510	Burns		" 5455															
515	Egbert		" 5286															
528	Pine Bluffs		" 5047															
536	Bushnell		" 4866															
542	Oliver		" 4788															
549	Kimball		" 4706															
558	Dix		" 4551															
567	Potter		" 4387															
578	Brownson		" 4215															
586	Sidney	Lookout Sta., Old Sunol	Ar 3925	12.40	12.40													
597	Lodge Pole	Fl. Sidney, north	" 3831															
613	Chappell		" 3695															
628	Julesburg	Indian Battles 1865-75	" 3467															
639	Big Springs	So. Platte River	" 3369															
649	Brule		" 3288															
658	Ogallala		" 3213															
665	Roscoe		" 3166															
678	Paxton		" 3056															
690	Sutherland		" 2959															
692	O'Fallons 34		" 2938															
696	Hershey		" 2933															
699	Nichols		" 2880															
703	Bird wood		" 2851															
709	N. Platte 34	Buffalo Bill's Ranch, north	Ar 2802	3.20	3.20	1.35	4.00	6.25	11.50	9.20								
709	North Platte		Lv 2802	4.25	4.25	12.40	5.10	7.30	12.55	10.30								
722	Maxwell		" 2711															
732	Brady Island		" 2651															
744	Gothenburg		" 2563															
750	Willow Island		" 2523															
755	Cozad		" 2487															
761	Darr		" 2451															
769	Lexington	Indian fights 1867	" 2389															
780	Overton		" 2318															
788	Elm Creek		" 2265															
795	Odessa		" 2222															
804	Kearney 32, 33	State Normal School	" 2149	6.20	6.20	2.50	7.12	9.33	3.03	1.07								
809	Buda		" 2118															
817	Gibbon 32		" 2061															
823	Shelton		" 2019															
831	Wood River		" 1966															
839	Alva		" 1916															
846	Grand Island 23, 28		Ar 1864	7.20	7.20	3.55	8.20	10.35	4.10	2.20								
846	Grand Island 30, 31		Lv 1864	7.25	7.25	4.05	8.25	10.40	4.15	2.25								
858	Chapman		" 1766															
868	Central City 28		" 1701															
879	Clarks		" 1622															
891	Silver Creek		" 1548															
901	Duncan		" 1494															
909	Columbus 25, 26, 29	Loup River	" 1447	f 8.35	f 8.35	5.35	9.53	11.59	5.45	3.58								
916	Richland		" 1401															
924	Schuyler		" 1350															
932	Rogers		" 1312															
937	Bay State		" 1287															
939	North Bend		" 1275															
947	Ames		" 1231															
954	Fremont	Named for Mercer	" 1197	f 9.30	f 9.30	6.36	10.55	1.05	6.48	5.05								
959	Valley 27, 28	Gen. Fremont	" 1176															
965	Waterloo	Elkhorn River	" 1140															
969	Elkhorn		" 1126															
971	Lane		" 1166															
976	Lane		" 1093															
980	Millard		" 1067															
983	Portal	The original Union	" 1032															
985	Papillion		" 1023															
990	Gilmore	Pacific	" 991															
996	South Omaha	Line	" 1107															
990	Omaha	C. & N. W.	Ar 1033	10.30	10.30	7.40	12.05	2.15	7.50	6.25								
0	Omaha	Neb.	Lv 1033	10.45	10.45	8.00			2.35	8.15	6.45							
3	Council Bluffs	Iowa	Lv 983	11.10	11.10	8.25			3.00	8.40	7.10							
488	Chicago	Ill.	Ar 590	11.00	11.00	9.00			4.05	9.35	7.45							
0	Omaha	Neb.	Lv 1033						12.35									
4	Council Bluffs	Iowa	Lv 983						1.00									
488	Chicago	Ill.	Ar 590						2.00									

Do not throw lighted cigarettes or cigars out of car windows.

For complete schedules between Denver and Julesburg, see Table 20.

Leave Denver

3.45	11.40	11.30
8.53	4.32	5.05

54 Daily

8.20

8.29

North Platte Local f 8.43

38 Daily

6.00

6.25

6.38

9.06

f 7.07

7.16

f 7.26

7.40

7.56

8.09

f 8.18

8.37

f 8.50

9.05

9.16

9.30

f 9.46

8.30

8.40

8.52

1.00

f 1.07

9.10

1.10

f 9.26

1.40

9.40

f 1.48

10.00

BETWEEN CHICAGO, OMAHA, DENVER, DENVER OGDEN, SALT LAKE CITY AND LOS ANGELES

Read Down			WESTBOUND					M I L E S	EASTBOUND					Read Up	
California Express 3 Daily	Utah Parks Special 103 Daily	21-25 Daily	California Mail 3-25 Daily	Continental Limtd 25 Daily	Gold Coast Limited ▲ 27 Daily	Los Angeles Limited ■ 7 Daily		Los Angeles Limited ■ 8 Daily	Gold Coast Limited ▲ 28 Daily	Continental Limited 26 Daily	Utah Express 4-51-6 Daily	Pacific Coast Ltd. 22 Daily			
Table No. 17															
The Overland Route															
<i>Central Time</i>															
C. & N. W.															
			11.59	2.30	8.30	8.10	0	590	11.00	9.00	4.05				
			2.56	3.24	9.05	8.00	485	983	11.10	8.25	3.00				
			3.21	3.49	9.30	8.25	488	1033	10.45	8.00	2.35				
Union Pacific System															
			4.40	4.10	9.50	8.40	0	1033	10.30	7.40	2.15				
			5.40	5.10	10.50	9.35	37	1197	9.30	6.36	1.05				
			6.55	6.15	11.55	f10.32	82	1447	8.35	5.35	11.59				
			9.05	7.45	1.25	11.59	144	1864	7.20	3.55	10.35				
			10.35	8.45	2.30	f12.58	186	2149	6.20	2.50	9.33				
			1.35	11.10	4.45	3.05	281	2802	4.25	12.40	7.30				
Mountain Time															
			1.15	10.15	3.50	2.10	281	2802	3.20	11.35	6.25				
			3.55	f12.15	f 5.50	3.63	363	3467		f 9.35	4.40				
			5.30	1.25	7.00	5.05	405	4091	12.35	8.25	3.35				
			9.00	4.15	9.55	7.30	507	6060	10.10	5.50	1.10				
			1.45	8.00	6.30	3.30	0	5182	4.45	10.15	4.45	12.20			
			h	11.30	9.30	7.00	106	6060	1.15	6.45	1.15	h			
			9.30	4.30	10.10	7.40	507	6060	10.00	5.40	12.50	9.25			
			6.25	11.50	6.35	12.15	563	7150	8.05	3.40	10.55	7.30	7.45		
			9.20	4.00	9.30	3.45	680	6746	4.55	12.15	7.35	4.20	4.35		
			12.05	7.30	12.18	6.46	799	6263	2.00	9.10	4.30	1.23	1.40		
			12.45	1.00	1.00	7.30	814	6084	f 1.20	8.30	3.45	12.25	1.00		
			3.40	4.05	4.05	10.20	914	6745	10.40	5.35	12.55	9.20	10.20		
			6.40	7.05	7.05	1.10	920	4298	7.55	2.50	10.15	6.25	7.40		
			6.55	7.30	7.30	1.45	990	4298	7.30	2.10	9.55	6.10	7.10		
			7.45	8.20	8.20	2.35	1027	4251	6.35	1.05	9.00	5.15	6.00		
			2.45	6.45	7.30	11.35									
			3.00	7.00	7.44	f11.52									
			f3.08	f7.09	f 7.51	f12.10									
			3.16	7.17	8.03	12.20									
			3.20	7.21	8.12										
			Arrive	Arrive	f 8.17	f12.28									
					f 8.24	f12.36									
					f 8.31	f12.44									
					f 8.38	f12.52									
					8.52	1.02									
					9.05	1.19									
					9.17	1.30									
					f 9.27	f 1.41									
					f 9.37	f 1.52									
					f 9.47	f 2.03									
					f 9.55	f 2.10									
					f10.11	f 2.18									
					f10.22	f 2.30									
					10.32	2.45									
					Arrive	12.17									
					f 2.57										
					f 3.10										
					f 3.19										
					f 3.26										
					3.55										
					f 4.05										
					4.35										
					4.48										
					f 4.56										
					f 5.01										
					5.12										
					f 5.22										
					f 5.32										
					f 5.53										
					f 6.02										
					f 6.20										
					f 6.32										
					f 6.53										
					f 7.05										
					f 7.13										
					7.25										
					7.55										
					f 8.14										
					f 8.23										
					f 8.34										
					9.00										
					5.40										
					7.00										
					9.00										
					f 9.17										
					9.25										
					f 9.34										
					9.58										
					f10.05										
					f10.13										
					f10.29										
					f10.42										
					f10.50										
For explanation of reference marks see pages 37-38.															

Continued on following pages

BETWEEN CHICAGO, OMAHA DENVER, OGDEN, SALT LAKE CITY AND LOS ANGELES

WESTBOUND—Read Down

New Los Angeles City Office

The luxurious new city ticket office in Los Angeles is located at 732 So. Broadway. It combines two Spanish periods of architecture into which traditional themes are uniquely woven. Beautiful, massive oil paintings, depicting scenic regions served by the Union Pacific, adorn the walls. In this pleasing environment is stationed a capable staff of ticket salesmen who provide courteous service.

For connecting service to and from Cedar City see schedules of the Utah Parks Special, Nos. 103 and 104.

Sunday, Wednesday and Friday only.

Monday, Thursday and Saturday only.

During winter season escorted all-expense Death Valley Tours leave Death Valley Jct. for Crucero on Mon., Thur. and Sat.

During winter season escorted all-expense Death Valley Tours leave Death Valley Jct. for Cedar City on Sun., Wed. and Fri.

Meals.
Bus to Redlands.
(a) Stops to take on paying passengers for regular stops east.

(b) Stops to take on paying passengers for regular stops west of Tintic.
(c) Stops to take on paying passengers for California points.

(d) Stops on signal.
(e) Stops to let off paying passengers from California points.

(f) Stops to let off paying passengers from California points west of Tintic.
(g) Via Borie.
(h) Stops at 10.06 p.m. on signal only to take on paying passengers for California points.

(i) Stops at 5.31 a.m. to let off paying passengers from California.
(j) Stops to let off paying passengers from Cheyenne or east, and to take on for California.

(k) Stops to let off paying passengers from California and to take on for Cheyenne and east.
(l) Stops to take on paying passengers for Cheyenne or east.

(m) Stops to let off paying passengers from Cheyenne and east.
(n) Stops at California stations to let off paying passengers from Salt Lake and east.
(o) Stops to take on paying passengers for points north and west of Ogden; also for Cheyenne and east.


(p) Arrives U. P. Transfer Depot, Council Bluffs.

California Express 3 Daily	Continental Limited 25 Daily	Gold Coast Limited 27 Daily	Los Angeles Limited 7 Daily	MILES
f 11.00				1326
f 11.30				1336
f 12.05				1347
f 12.20	6.30	12.40	8.05	1352
f 11.50	5.40	11.50	7.15	1352
f 12.05				1356
f 12.15				1361
f 12.54				1377
f 1.04				1382
f 1.22				1392
f 1.50				1402
f 2.05				1408
f 2.20				1413
f 3.05				1428
f 3.16				1433
f 3.38				1442
f 3.53				1448
f 4.05				1453
f 4.18				1459
f 4.29				1464
f 4.37				1468
f 4.46				1472
5.00	9.30	3.20	10.35	1477
5.30	9.40	3.30	10.45	1477
f 5.40				1481
f 5.56				1488
f 6.01				1490
f 6.12				1496
f 6.24				1501
f 6.39				1510
f 6.46				1514
f 6.52				1519
f 6.58	r	r	r	1524
f 7.10	r	r	r	1528
f 7.20	r	r	r	1533
f 7.46	r	r	r	1544
f 8.11	r	r	r	1553
8.25	12.07	5.58	1.00	1557
f 8.42	r	r	r	1564
f 8.50	r	r	r	1567
f 9.00	r	r	r	1572
9.25	1.00	6.45	1.43	1575
9.25	1.00	6.45	1.50	1575
f 9.49	r	r	r	1589
f 9.57	r	r	r	1593
f 10.06	r	r	r	1599
f 10.15	r	r	r	1604
f 10.19	f 1.49	r	r	1606
3.10	7.30			1702
3.00	10.05			1749
0				0
47				47
1606				1606
1609				1609
1614				1614
1619				1619
1628				1628
1637				1637
1642				1642
1648				1648
1652				1652
1661				1661
1673				1673
1683				1683
1688				1688
1693				1693
1698				1698
1706				1706
1717				1717
1724				1724
1728				1728
1743				1743
1746				1746
1749				1749
1753				1753
1756				1756
1761				1761
1765				1765
1769				1769
1773				1773
1775				1775
1779				1779
1786				1786
1791				1791
1794				1794
1800				1800
1802				1802
1811				1811
1821				1821
1832				1832
1838				1838

Table No. 17 (Continued) The Overland Route Mountain Time Union Pacific System

Lv Acoma	Nev.	Ar	5527
" Islen	{ Nevada	"	5230
" Eccles	{ Canyons	"	4604
Lv Caliente 94 (To Pioche Mines)	"	Ar	4396 9.05
Lv Caliente 100 (Pacific Time)	"	Ar	4396 7.55
Lv Etna	"	Lv	4227
" Stine	"	"	4046
" Kyle	Meadow Valley	"	3225
" Leith	"	"	2910
" Carp	Rainbow Canyon	"	2593
" Galt	"	"	2277
" Hoya	"	"	2030
" Rox	"	"	1913
Lv Moapa 101 (Melon District)	"	"	1662
" Byron	"	"	1782
" Crystal	Old Calif. Trail	"	2033
" Dry Lake	"	"	2091
" Garnet	"	"	2226
" Apex	"	"	2465
" Dike	Las Vegas Valley	"	2249
" Valley	"	"	2014
" Wann	"	"	1911
Lv Las Vegas	"	Lv	2034 4.05
Lv Las Vegas L.A. & S.L. Shops	"	Ar	2034 3.55
Lv Bracken	"	Lv	2173
" Arden (Plaster Works)	"	"	2489
" Bard	"	"	2585
" Sloan (Lime Works)	"	"	2834
" Erie	"	"	3115
" Jean (To Good Springs)	"	"	2864
" Borax (Mining District)	"	"	2693
" Roach (Dry Lake)	"	"	2617
" Calada (California Line) Cal.	"	"	2751
" Desert	"	"	2810
" Nipton (To Searchlight)	"	"	3031
" Ivanpah	"	"	3511
" Joshua (Joshua Trees)	"	"	3994
" Cima	Death Valley	"	4185
" Elora	"	"	3445
" Dawes	Divide and Mining District	"	3014
" Hayden	"	"	2521
Lv Kelso	"	Ar	2120 1.00
Lv Kelso	"	Ar	2120 1.00
" Glasgow	"	Lv	1415
" Sands	"	"	1228
" Balch	Devil's Playground	"	1020
" Cork	"	"	994
Lv Crucero (To Death Valley)	"	Lv	1014
Ar Death Valley Jct. 112 (T. & T.)	"	Lv	2037
Ar Beatty 112	Nev.	Lv	3344
Lv Beatty 112 (T. & T.)	Nev.	Ar	3344
Lv Death Valley Jct. 112	Cal.	Ar	2037
Lv Crucero	Cal.	Ar	1014
" King	"	"	1074
" Baxter (Lime Quarries)	"	"	1223
" Afton (Afton Canyon)	"	"	1425
" Field	"	"	1834
" Harvard	"	"	1818
" Toomey	Mojave River and Valley	"	1879
" Yermo	"	"	1935 11.15
" Daggett	"	"	2002 4.20
" Barstow	"	"	2100 11.25
" Helge	"	"	2100 11.05
" Hendelade	"	"	2274 3.52
" Bryman (Chalk Works)	"	"	2428 3.40
" Oro Grande	"	"	2626 3.34
" Victorville	Mojave River and Cement Works	"	2633 3.28
" Hesperia (Joshua Trees)	"	"	2713 3.20
" Summit	"	"	3185 3.07
" Cajon (San Berndo. Mts.)	"	"	3820 2.52
" Keenbrook (Cajon Pass)	"	"	2922 2.25
" San Bernardino (Redlands)	"	"	2523 2.15
" Colton (Cement Works)	"	"	1076 7.58
" Highgrove	"	"	979 1.30
" Riverside (Mission Inn)	"	"	945 1.20
" Magnolia Ave. (Oranges)	"	"	866 7.37
" Pedley (Santa Ana River)	"	"	828 12.50
" Wineville	"	"	718 7.49
" Collins	"	"	786 1.05
" Ontario	Deciduous and Citrus Fruits, Walnuts	"	889 1.05
" Sunswet	"	"	977 1.12
" Pomona	"	"	961 1.12
" Walnut	"	"	860 12.12
" Rowland	"	"	530 11.58
" Hillgrove	"	"	389 11.51
" Pico	Oil District	"	310 11.46
" Montebello	"	"	183 11.34
Ar Los Angeles	"	Lv	205 11.30
" Pasadena	"	"	270 6.00
" Long Beach	"	"	848 4.25
" East San Pedro	"	Lv	31 4.10
" "	"	"	3.45 9.05
" "	"	"	3.45 3.45

Elevation	Los Angeles Limited 8 Daily	Gold Coast Limited 28 Daily	Continental Limited 26 Daily	Utah Express 4 Daily
f 6.47				
f 6.30				
f 5.50				
f 5.35				
f 4.00				
f 3.42				
f 3.29				
f 2.44				
f 2.34				
f 2.15				
f 1.50				
f 1.37				
f 1.25				
12.51			f 6.26	
12.37				
12.22				
12.15				
12.07				
11.59				
11.49				
11.39				
11.33				
11.25				
11.00				
10.49				
10.37			f 4.41	
10.31				
10.22				
10.13				
9.57				
9.47				
9.39				
9.33				
9.25				
9.14				
8.57				
8.42				
8.35				
8.12				
8.00				
7.48				
7.35				
7.10				
6.31				
6.22				
6.12				
6.04				
6.00				
6.00				
3.10				
3.10				
0				
47				
1606				
1609				
1614				
1619				
1628				
1637				
1642				
1648				
1652				
1661				
1673				
1683				
1688				
1693				
1698				
1706				
1717				
1724				
1728				
1743				
1746				
1749				
1753				
1756				
1761				
1765				
1769				
1773				
1775				
1779				
1786				
1791				
1794				
1800				
1802				
1811				
1821				
1832				
1838				



Mormon Temple and Utah State Capitol, Salt Lake City, Utah



Great White Throne, Zion National Park; reached from Cedar City, Utah

Train No. 27 will carry local passengers, when provided with first-class railroad and Pullman tickets, as follows: From Sidney, Neb., and points east (where scheduled to stop) only when ticketed to Cheyenne, Wyo., and points beyond where train stops. From Cheyenne (also points south), Laramie, Rawlins, Rock Springs, Green River, Granger and Evanston, Wyo., when ticketed to Ogden or Salt Lake City and beyond, where train stops.

Train No. 28 will carry local passengers, when provided with first-class railroad and Pullman tickets, as follows: From Salt Lake City and points south, also Ogden and points west, to Green River, Rock Springs and points beyond, where train stops. From Evanston, Granger, Green River, and Rock Springs, Wyo., to Cheyenne and beyond (both east and south), where train stops. From Rawlins, Laramie, and Cheyenne, Wyo., to Sidney, Neb., and beyond, where train stops. From Julesburg, Colo., Sidney, North Platte, Kearney, Grand Island, Columbus, and Fremont, Neb., to any point east of (not including) Council Bluffs, Iowa, at which train stops.

Extra fare trains. Consult agent.

Figures opposite junction points refer to numbers of time tables showing diverging trains.

BETWEEN CHICAGO, OMAHA DENVER, OGDEN AND SAN FRANCISCO


WESTBOUND—Read Down

EASTBOUND—Read Up


**Table No. 18
The Overland Route**

Central Time


Pacific Coast Limited 21-19 Daily	Continental Limited 19 Daily	Pacific Limited 19 Daily	Gold Coast Limited 27 Daily	San Francisco Overland Limited 27 Daily	M I L E S	Table No. 18	The Overland Route	Central Time	Elevation	San Francisco Overland Limited 27 Daily	Gold Coast Limited 28 Daily	Pacific Limited 20 Daily	Pacific Coast Limited S. P. 20-U. P. 22 Daily	California Mail 10-6 Daily
							C. & N. W. Hy.							
	2.30		8.30	8.10		0	Lv Chicago	Ill.	Ar 590	11.00	9.00			
	3.24		9.05	8.00		485	Ar Council Bluffs	Iowa	Lv 983	11.10	8.25			
	3.49		9.30	8.25		488	Ar Omaha	Neb.	Lv 1033	10.45	8.00			
							C. M. & St. P.							
		2.30				0	Lv Chicago	Ill.	Ar 590			2.00		
		3.25				484	Ar Council Bluffs	Iowa	Lv 983			1.00		
		3.50				488	Ar Omaha	Neb.	Lv 1033			12.35		
							Union Pacific System							
	4.10	4.15	9.50	8.40		0	Lv Omaha	Neb.	Ar 1033	10.30	7.40	12.05		
	5.10	5.15	10.50	9.35		37	Ar Fremont	"	Ar 1197	9.30	6.36	10.55		
	6.15	6.20	11.55	10.32		82	Ar Columbus	"	Ar 1447	8.35	5.35	9.53		
	7.45	7.50	1.25	11.59		144	Ar Grand Island	"	Ar 1864	7.20	3.55	8.20		
	8.45	9.00	2.30	f 12.58		186	Lv Kearney	"	Ar 2149	f 6.20	2.50	7.12		
	11.10	11.30	4.45	3.05		281	Lv North Platte	"	Lv 2802	4.25	12.40	5.10		
							Mountain Time							
	10.15	10.35	3.50	2.10		281	Lv North Platte	"	Ar 2802	3.20	11.35	4.00		
	f 12.15	12.30	5.00			363	Ar Julesburg	Colo.	Ar 3467	f 9.35	2.10			
	1.25	1.45	7.50	5.05		405	Ar Sidney	Neb.	Ar 4091	12.35	8.25	1.05		
	4.15	4.35	9.55	7.30		507	Ar Cheyenne	Wyo.	Lv 6060	10.10	5.50	10.35		
	1.45	8.00	8.00	3.30		0	Lv Denver	Colo.	Ar 5182	4.45	10.15	4.45	12.20	
	z 11.30	11.30	9.30	7.00		106	Lv Cheyenne	Wyo.	Lv 6060	1.15	6.45	1.15		
						507	Lv Cheyenne	"	Ar 6060	10.00	5.40	10.25		
	6.25	6.35	6.45	9.35		563	Ar Laramie	"	Ar 7150	8.05	3.40	8.30	7.45	11.30
	9.20	9.30	9.55	12.30		680	Ar Rawlins	"	Ar 6746	4.55	12.15	5.15	4.35	4.20
	12.05	12.18	12.43	f 3.30		799	Ar Rock Springs	"	Ar 6263	f 2.00	9.10	2.10	1.40	1.23
	12.45	1.00	1.20	4.05		814	Ar Green River	"	Ar 6084	1.20	8.30	1.30	1.00	12.25
	3.40	4.05	4.20	10.20		635	Lv Evanston	"	Ar 6745	10.40	5.35	10.45	10.20	9.20
	6.40	7.05	7.10	9.20		990	Lv Ogden	Utah	Lv 4298	7.55	2.50	7.25	7.40	6.25
	7.00	7.00	7.00	8.40		0	Lv Salt Lake City	"	Ar 4251	8.35	3.40	8.35	8.35	7.00
	8.00	8.00	8.00	9.35		36	Ar Ogden	"	Lv 4298	7.40	2.45	7.40	7.40	6.00
							Pacific Time							
							Southern Pacific Co.							
	7.05	7.05	7.05	1.00		990	Lv Ogden	Utah	Ar 4298	6.35	1.20	6.00	6.00	4.00
	f 7.47	f 7.47	f 7.47	e		1014	Ar Promontory	"	Lv 4901	c	c	f 5.09	5.09	f 3.09
	f 8.46	f 8.46	f 8.46	e		1038	Ar Lakeside (Great Salt Lake Cut-Off)	"	Ar 4216	c	c	f 4.06	4.06	f 2.03
	f 10.01	f 10.01	f 10.01	e		1093	Ar Lucin	"	Ar 4492	c	c	f 2.36	2.36	f 12.39
	f 10.26	f 10.26	f 10.26	e		1104	Ar Tecoma	Nev.	Ar 4811	c	c	f 2.15	2.15	f 12.19
	10.36	10.36	10.36	e		1110	Ar Montello (Pilot Peak south)	"	Ar 4985	2.55	9.30	2.06	2.06	12.09
	11.25	11.25	11.25	e		1128	Ar Cobre	"	Ar 4592	c	c	f 1.33	1.33	f 11.23
	12.30	12.30	12.30	e		1164	Ar Wells (Humboldt River)	"	Ar 5625	c	c	f 11.37	11.37	f 9.08
	f 12.56	f 12.56	f 12.56	e		1183	Ar Deeth	"	Ar 5342	c	c	f 11.53	11.53	f 10.23
	f 1.15	f 1.15	f 1.15	e		1195	Ar Halleck	"	Ar 5229	c	c	f 11.37	11.37	f 9.08
	1.51	1.51	1.51	e		1216	Ar Elko (Elk Range to south)	"	Ar 5050	c	ah	11.02	11.02	8.30
	2.26	2.26	2.26	e		1238	Ar Carlin	"	Ar 4899	11.29	5.52	10.29	10.29	7.45
	2.51	2.51	2.51	e		1247	Ar Palisade (Palisade Canyon)	"	Ar 4837	c	c	f 10.03	f 10.03	7.13
	3.23	3.23	3.23	e		1264	Ar Beowawe (Shoshone Range)	"	Ar 4897	c	c	9.30	9.30	6.37
	4.10	4.10	4.10	e		1297	Ar Battle Mountain	"	Ar 4511	c	c	8.47	8.47	5.43
	5.10	5.10	5.10	e		1339	Ar Golconda (Hot Springs Range, north)	"	Ar 4385	c	c	f 7.51	f 7.51	4.40
	5.41	5.41	5.41	e		1355	Ar Winnemucca (Sonoma Range, south)	"	Ar 4332	c	c	7.24	7.24	4.12
	6.30	6.30	6.30	e		1388	Ar Imlay (Star Peak Mountains to west)	"	Ar 4231	7.41	1.55	6.27	6.27	3.10
	7.41	7.41	7.41	e		1428	Ar Lovelock (Humboldt River to Wells)	"	Ar 3974	c	c	f 12.50	5.25	f 11.52
	9.10	9.10	9.10	e		1484	Ar Hazen (U.S. Irrigation Project, south)	"	Ar 4009	c	c	11.30	4.06	12.11
	f 9.30	f 9.30	f 9.30	e		1496	Ar Fernley	"	Ar 4157	c	c	f 3.45	3.45	11.41
	10.20	10.20	10.20	e		1526	Ar Sparks	"	Ar 4085	c	c	c	c	10.50
	10.45	10.45	10.45	e		1529	Ar Reno	"	Ar 4497	3.50	9.25	2.25	2.25	10.15
	12.01	12.01	12.01	e		1564	Ar Truckee (To Lake Tahoe)	Cal.	Ar 5811	c	c	8.05	1.05	8.20
	g	g	g	e		1576	Ar Lake View (Donner Lake)	"	Ar 6789	c	c			
	g	g	g	e		1579	Ar Summit (Sierra Nevada)	"	Ar 7018	c	c			
	g	g	g	e		1605	Ar Blue Canyon (American Riv. Canyon)	"	Ar 4699	c	c	a	a	a
	g	g	g	e		1611	Ar American (American River Canyon)	"	Ar 4000	c	c	a	a	a
	g	g	g	e		1617	Ar Dutch Flat (Placer Goldfields of '49)	"	Ar 3000	c	c	a	a	f
	2.45	2.45	2.45	e		1629	Ar Colfax	"	Ar 2242	c	c	9.35	9.35	4.25
	f 3.40	f 3.40	f 3.40	e		1647	Ar Auburn	"	Ar 1354	c	c	8.52	8.52	3.25
	g	g	g	e		1652	Ar Newcastle	"	Ar 964	c	c	f 8.43	f 8.43	3.10
	g	g	g	e		1654	Ar Newark	"	Ar 635	c	c			
	g	g	g	e		1656	Ar Loomis	"	Ar 391	c	c			
	g	g	g	e		1665	Ar Roseville	"	Ar 163	c	c	8.15	8.15	2.30
	4.50	4.50	4.50	e		1683	Ar Sacramento (State Capital)	"	Ar 30	9.25	2.45	7.35	7.35	1.50
	d	d	d	e		1696	Ar Davis	"	Ar 54	c	c	a	a	12.57
	d	d	d	e		1740	Ar Benicia	"	Ar 10	c	c	5.55	5.55	11.45
	6.55	6.55	6.55	e		1740	Ar Port Costa	"	Ar 12	7.10	12.20	5.20	5.20	11.10
	7.40	7.40	7.40	e		1762	Ar Berkeley	"	Ar 8	6.39	11.45	4.41	4.41	10.35
	7.50	7.50	7.50	e		1767	Ar Oakland (16th St.)	San Francisco	Ar 9	6.31	11.36	4.33	4.33	10.26
	8.00	8.00	8.00	e		1768	Ar Oakland Pier	Bay	Ar 14	6.25	11.30	4.27	4.27	10.20
	8.30	8.30	8.30	e		1773	Ar San Francisco	"	Lv 14	6.00	11.00	4.00	4.00	9.40



San Francisco Overland Limited



Emerald Bay, Lake Tahoe, California



Ferry Building, San Francisco

▲ Train No. 27 will carry local passengers when provided with first-class railroad and Pullman tickets as follows: From Sidney, Neb., and points east (where scheduled to stop) only when ticketed to Cheyenne, Wyo., and points beyond where train stops. From Cheyenne (also points south) Laramie, Rawlins, Rock Springs, Green River, Granger and Evanston, Wyo., when ticketed to Ogden, Utah, and beyond where train stops.

Time from 12:01 midnight to 12:00 noon shown in light face type; time from 12:01 noon to 12:00 midnight shown in heavy face type.


● Train No. 28 will carry local passengers when provided with first-class railroad and Pullman tickets as follows: From Ogden, Utah, and west, when ticketed to Green River, Rock Springs, and beyond, where train stops. From Evanston, Granger, Green River and Rock Springs, Wyo., to Cheyenne and beyond (east and south), where train stops. From Rawlins, Laramie, Cheyenne, Wyo., to Sidney, Neb., and beyond where train stops. From Julesburg, Colo., Sidney, North Platte, Kearney, Grand Island, Columbus and Fremont, Neb., to any point east of (but not including) Council Bluffs, Iowa, where train stops.

■ Extra fare trains. Consult agent.

∥ Meals. (a) Stops to take on passengers for Ogden and points east. (c) Stops to take on passengers for Cheyenne or points east. (d) Stops to let off passengers from Reno and east. (e) Stops to let off passengers from Cheyenne or points east. (f) Stops only on signal. (g) Stops to let off passengers from Reno or points east. (h) Stops to let off passengers from Argo or points west. (k) Stops to take on passengers for Sacramento or points beyond at which regular stops are scheduled. (o) Stops to take on passengers for Reno and east. (r) Five minutes stop to view American River Canyon. (s) Stops to let off passengers from Ogden or points east. (x) Arrives U. P. Transfer Depot, Council Bluffs. (z) Via Borie—not via Cheyenne.

BETWEEN CHICAGO, OMAHA AND BUTTE, SPOKANE, PORTLAND, TACOMA AND SEATTLE


WESTBOUND Read Down			Table No. 19 The Overland Route See Tables Nos. 15 and 16 for complete schedules between Omaha and Green River Central Time C. & N. W.			EASTBOUND Read Up			
Portland Limited 17 Daily	Conti- nental Limited 25 Daily	M I L E S		Eleva- tion	Portland Limited 18 Daily	Con- tinenta Limited 26 Daily	Atlantic Express 26-4 Daily	Oregon Trail Express 24-6 Daily	
	10.15	2.30	0 Lv Chicago	Ill. Ar 590	9.35	4.05	7.45		
	11.10	3.24	Ar Council Bluffs	Iowa Lv 983	8.40	3.00	7.10		
	11.35	3.49	Ar Omaha	Neb. Lv 1033	8.15	2.35	6.45		
Union Pacific System									
	11.55	4.10	0 Lv Omaha	Neb. Ar 1033	7.50	2.15	6.25		
	12.48	5.10	37 " Fremont	" Ar 1197	6.48	1.05	5.05		
	3.25	7.45	144 " Grand Island	" " 1864	4.15	10.40	2.25		
	4.25	8.45	186 " Kearney	" " 2149	3.03	9.33	1.07		
Mountain Time									
	5.55	10.15	281 " North Platte	" Ar 2802	11.50	6.25	9.20		
	f 8.10	f 12.15	363 " Julesburg	Colo. Lv 3467	9.55	4.40	7.00		
	9.30	1.25	405 " Sidney	Neb. " 4091	8.50	3.40	5.45		
	12.35	4.15	507 Ar Cheyenne	Wyo. " 8060	6.00	1.10	2.25		
	6.30	8.00	0 Lv Denver	Colo. Ar 5182	10.15	4.45	7.45		
	9.30	11.30	106 Ar Cheyenne	Wyo. Lv 6060	6.45	1.15	4.45		
	12.50	4.30	507 Lv Cheyenne	" Ar 6060	5.50	12.50	2.05	9.25	
	2.55	6.35	563 " Laramie	" Lv 7150	3.55	11.00	12.05	7.35	
	6.30	9.30	680 " Rawlins	" " 6746	12.30	7.40	8.40	4.25	
	9.54	12.18	799 " Rock Springs	" " 6263	9.00	4.30	5.00	1.23	
	10.20	12.45	814 Ar Green River	" " 6084	8.30	4.00	4.30	12.50	
	10.40	2.00	814 Lv Green River 15, 16	" Ar 6084	8.20	3.25	3.25	11.15	
	11.40	3.05	844 " Granger 15, 16	" Lv 5271	7.32	2.36	2.36	11.15	
	f 11.52		852 " Moxa	" c " 6373				f 10.54	
	f 12.03		860 " Nutria	" f 6507	f 7.03			f 10.40	
	12.20	3.40	869 " Opal	" f 6669	6.50	f 1.55	f 1.55	10.25	
	f 12.33		878 " Waterfall	" f 6807	6.32			f 10.05	
	12.42	f 3.59	883 " Diamondville	" f 6885	6.22	f 1.27	f 1.27	9.55	
	12.55	4.10	884 " Kemmerer 49	" 6913	6.15	1.20	1.20	9.45	
	b	4.15	887 " Moyer Jct. 49	" 6995	c	f 1.03	f 1.03	f 9.30	
	b	4.30	895 " Fossil (Prehistoric animal remains)	" 6638	c	f 12.42	f 12.42	f 9.05	
	b	4.40	900 " Nugget	" 6525	c	f 12.32	f 12.32	f 8.53	
	f 1.36	f 4.52	907 " Sage	" f 6332	f 5.20	12.21	12.21	8.40	
	b	5.04	916 " Beckwith	" 6201	c	f 12.06	f 12.06	8.23	
	b	5.11	922 " Pixley (Bear River)	" 6180	c	f 11.58	f 11.58	f 8.15	
	2.03	5.22	928 " Cokeville	" 6191	4.50	11.50	11.50	8.05	
	b	5.36	936 " Border	" 6077	c	f 11.33	f 11.33	f 7.45	
	f 2.23	f 5.45	942 " Pegram (Bear Lake to south)	" 6036	c	f 11.25	f 11.25	7.35	
	b	6.03	952 " Dingle (Bear Lake Valley)	" 5972	c	f 11.20	f 11.20	f 7.20	
8.15	2.50	6.15	959 Ar Montpelier 50 (To Bear Lake)	" 5942	4.00	11.00	11.00	7.10	
8.25	3.00	6.30	959 Lv Montpelier	Ar 5942	3.50	10.45	10.45	6.50	
	b	6.40	966 " Pescadero	Lv 5922	c	f 10.32	f 10.32	f 6.40	
	f 3.24	f 6.50	971 " Georgetown	" 5906	f 3.24	10.20	10.20	6.30	
	b	6.55	973 " Novene	" 5889	c	f 10.15	f 10.15	f 6.24	
	b	7.06	980 " Manson	" 5832	c	f 10.03	f 10.03	f 6.13	
	b	7.11	984 " Rose	" 5801	c	f 9.57	f 9.57	f 6.07	
	b	7.16	989 " Strachan	" 5841	c	f 9.50	f 9.50	f 6.00	
	3.55	7.22	990 " Soda Springs (Mineral Springs)	" 5779	2.55	9.45	9.45	5.55	
	4.03	7.32	996 " Alexander 51 (Bear River)	" 5733	2.42	9.33	9.33	5.40	
	b	7.39	1001 " Talmadge	" 5587	f 2.32	f 9.25	f 9.25	f 5.30	
	4.22	7.52	1006 " Bancroft (Gentile Valley)	" 5423	2.22	9.15	9.15	5.20	
	b	7.58	1010 " Kinport	" 5381	c	f 9.05	f 9.05	f 5.06	
	f 4.36	f 8.05	1015 " Pebble (Portneuf River)	" 5278	f 2.03	f 8.57	f 8.57	f 4.58	
	b	8.18	1022 " Blaser	" 5148	c	f 8.46	f 8.46	f 4.46	
	4.55	8.26	1024 " Lava Hot Springs (Mineral Springs and Sanitarium)	" 5072	1.45	8.40	8.40	4.40	
10.12	5.15	8.50	1036 " McCammon 22 (Columnar basalt)	" 4752	1.20	8.15	8.15	4.27	
	b	9.00	1041 " Onyx	" 4614	c	f 7.58	f 7.58	f 3.48	
	f 5.34	f 9.09	1046 " Inkorn (Bannock Range to south)	" 4525	c	f 7.50	f 7.50	f 3.40	
	b	9.19	1052 " Portneuf	" 4490	c	f 7.41	f 7.41	f 3.31	
10.45	5.55	9.30	1058 Ar Pocatello 22 (Portneuf River)	" 4463	12.40	7.30	7.30	3.20	
	1.00	9.45	0 Lv Pocatello	Ar 4463		7.15	7.15	1.40	
	7.30	4.00	158 Ar W. Yellowstone 1, 3, 7, 8	Mont. Lv 6665		12.45	12.45	7.00	
	7.00	1.40	0 Lv W. Yellowstone 21, 22, 55	" Ar 6665		7.30	7.30	4.00	
	1.40	1.58	Ar Pocatello	Idaho Lv 4463		1.00	1.00	9.45	
	5.10	5.10	0 Lv Pocatello	Mont. Ar 4463	2.15	4.40	4.40	2.15	
2.15	6.25	6.25	263 Ar Butte 22	Mont. Lv 5490	5.10	7.45	7.45	5.10	
11.50	11.50	11.50	0 Lv Butte	Ar 5490	5.25			4.45	
5.45	4.30	6.25	5.45	263 Ar Pocatello	Idaho Lv 4463	7.25		7.10	
11.25	8.40	5.00	6.45	9.55	1058 Lv Pocatello (Portneuf River)	Ar 4463	12.10	6.55	
f 9.07	9.25	5.38	7.28	10.33	1083 " Bannock (Falls in Snake River)	Ar 4417	6.05	6.05	
f 9.39	9.44			1091 " American Falls (Dam and Irrigation Project)	Ar 4478	11.21		1.59	
f 9.53	10.20			1094 " Coolidge	" 4453				
12.50	9.50	6.38	8.25	11.28	1107 " Wapi	" 4401			
Arrive	f 7.02	k	h	1133 " Minidoka 57 (To Twin Falls and Shoshone Falls)	Ar 4282	10.20	5.10	5.10	
	f 7.21	k	h	1148 " Kimama	" 4272		f 4.34	f 4.34	
	f 7.36	k	h	1158 " Owinza	" 4205		f 4.14	f 4.14	
1.55	7.55	9.40	12.36	1166 " Dietrich	" 4080		3.55	3.55	
f 8.09	8.25	10.08	1.00	1175 " Shoshone 61, 62	" 3970	9.05	3.38	3.38	
f 8.37	8.49	10.28	1.19	1189 " Tunupa	" 3718		f 3.10	f 3.10	
				1195 Ar Gooding (Wood River)	" 3576	8.25	3.00	3.00	
				Fuller	" 3408		f 2.40	f 2.40	
				Bliss 58	Lv 3265	7.55	2.30	2.30	



Arrowrock Dam, Boise, Idaho



Latourell Falls, Columbia River Highway, Ore.



Pillars of Hercules, between Hood River and Portland

* Daily. † Meals. ‡ Daily, except Sunday.
 (2) Arrives U.P. Transfer depot, Council Bluffs.
 First arrival June 19. * First departure June 19. * First departure June 20.
 (a) Passengers transfer from O.S.L. No.6 to U.P. No.6 at Green River.
 (b) Stops to let off passengers from Green River and east.
 (c) Stops to let off passengers from west and north of Pocatello and south of McCammon.
 (d) For complete time schedules to and from Spokane, via Umatilla, see Table No. 71; via Pendleton and Walla Walla, see Table No. 72.
 (e) Stops to let off paying passengers from east of Sherman. (f) Stops only on signal.
 (g) Stops on Saturdays and Sundays to let off paying passengers.
 (h) Stop to let off passengers from Cheyenne and east.
 (i) Stops to take on passengers for Shaniko and Bend Branches.
 (j) Flag stop on Sundays.
 (Footnotes continued on page 44.)

BETWEEN CHICAGO, OMAHA AND BUTTE SPOKANE PORTLAND, TACOMA AND SEATTLE

WESTBOUND—Read Down All tickets over these lines are interchangeable and will be good on any train **EASTBOUND—Read Up**

402 Daily		408 Daily		564 Daily		562 Daily		Miles		Table No. (Continued) 19		Elevation		563 Daily		407 Daily		459 Daily		401 Daily		561 Daily	
Union Station	Union Station	Union Station	Union Station	Union Station	Union Station	Union Station	Union Station	Union Station	Union Station	Union Station	Union Station	Union Station	Union Station	Union Station	Union Station	Union Station	Union Station	Union Station	Union Station	Union Station	Union Station	Union Station	Union Station
11.30	4.30	9.00	11.15	1.00	0.0	Lv	PORTLAND	Ore.	Ar	29	6.15	3.15	9.45	6.45	7.15								
		f 9.25		f 1.21	7.3		N. Portland (Columbia River)	"	"	47	5.41	f 2.50		6.20	f 6.45								
12.05	5.00	9.35	11.45	1.25	8.7		Vancouver (Fort Vancouver)	Wash.	"	47	5.32	2.40	9.15	6.10	6.40								
		f 9.45		f 1.35	14.6		Felida	"	"	41	5.19	n											
		f 9.50		f 1.50	17.8		Knapp	"	"	41	g	n		f 5.50									
12.28		10.00		f 1.50	23.0		Ridgefield	"	"	39	g	2.15		5.38	f 6.12								
12.41		10.10		2.00	28.4		Woodland (Mts. Adams and	"	"	32	g	2.05		5.25	6.00								
				f 2.08	33.3		Martins Bluff (St. Helens to east	"	"	35	g	f 1.55											
1.00		10.25		2.17	37.5		Kalama (Kalama River)	"	"	21	g	1.48		5.06	5.45								
		f10.34		f 2.23	42.0		Carrolls	"	"	29	f 4.21	f 1.38											
					44.7		Longview Junction (Mammoth	"	"														
1.20	5.58	10.46		2.35	47.7		Kelso (Longview) (lumber plants)	"	"	29	g	1.28	8.15	4.44	5.28								
f 1.28		10.53		2.43	51.4		Ostrander	"	"	41	g	1.20		f 4.37	f 5.20								
1.40		11.05		2.55	52.6		Castle Rock	"	"	59	g	1.10		f 4.25	5.10								
		f11.19		f 3.07	64.6		Olequa (Cowlitz River) (Ryderwood)	"	"	112	g	f12.58		f 4.12	f 4.58								
f 2.00		11.24		3.14	67.2		Vader	"	"	142	g	12.53		f 4.07	4.53								
f 2.15		11.37		3.29	73.7		Winlock	"	"	306	g	12.42		f 3.55	4.42								
		f11.44		f 3.37	76.8		Evaline	"	"	441	g			f 3.48	f 4.35								
2.30		11.50		3.45	80.0		Napavine	"	"	441	g	12.50		f 3.43	4.30								
2.45	7.02	12.05	1.50	4.00	87.1		Chehalis (Chehalis River)	"	"	189	2.50	12.18	7.15	3.25	4.15								
2.55	7.12	12.15	2.00	4.10	90.8	Ar	Centralia 87 (Coal Mines)	"	Lv	188	2.40	12.08	7.05	3.15	4.05								
3.05	7.17	12.20	2.20	4.15	90.8	Ar	Centralia	"	Ar	188	2.20	12.01	7.00	3.10	4.00								
e		d	f 2.35	4.27	98.1	"	Bucoda	"	"	255	f 2.08				3.49								
e		12.39	2.48	4.34	101.8	"	Tenino	"	"	288	2.02	11.44			3.42								
e					107.2	"	Plumb	"	"	233	f 1.52												
e	Via	f12.52	f 3.10	4.47	109.8	"	Chambers Prairie	"	"	219	f 1.48	f11.30			3.27								
e	Prairie				114.9	"	Kyro	"	"	162	f 1.39												
e	Line				116.5	"	St. Clair	"	"	137	f 1.36												
e		1.08	f 3.35	f 5.05	120.3	"	Nisqually (Nisqually River)	"	"	85	f 1.29	11.13		2.16	f 3.07								
4.07					39.0	Lv	TACOMA (Mt. Rainier to east)	"	Lv	13				5.45									
e	Via				127.0	"	Ketron	"	"	15	f 1.16												
e	Prairie	1.22	f 4.00	f 5.18	129.1	"	Stellacoom	"	"	15	f 1.12	f10.58			f 2.52								
e	Line		f 4.17	f 5.27	135.0	"	Sixth Avenue (Puget Sound)	"	"	15	f 1.02												
5.05		1.55	4.50	5.45	144.7	Ar	TACOMA (Mt. Rainier to east)	"	Ar	13	12.40	10.30		1.30	2.25								
5.25	8.35	2.05	5.00	5.50	144.7	Lv	TACOMA	"	Ar	13	12.25	10.20	5.40	1.15	2.20								
5.41		2.22	i	i		"	Puyallup (Puyallup River)	"	"	50	i	h		12.48	i								
j			a	a	152.6	"	No. Puyallup (Fruit growing)	"	"	56	k	j			j								
5.47			a	a	154.4	"	Sumner (and dairying)	"	"	72	k	h			f12.40	1.55							
6.02			a	a	161.5	"	Auburn (district)	"	"	73	k	h			q	k							
6.13			a	a	166.5	"	Kent (Olympic Range to west)	"	"	43	k	h			q	k							
		6.30	7.15	183.4	Ar	Lv	SEATTLE (Union Depot)	"	Lv	15	11.15				1.00								
6.45	9.45	3.25		183.4	Ar	Lv	SEATTLE (King St. Station)	"	Lv	15		9.00	4.30	11.45									

(A) Stops to take on passengers for points beyond (not including) Seattle; and, to let off passengers from points beyond (not including) Tacoma.

(b) Stops to take on revenue passengers only.

(c) Stops to let off passengers from points south of St. Clair.

(d) Stops at Bucoda to let off passengers from points west of Chehalis and from Grays Harbor Line, also to take on passengers for Camp Lewis.

(e) Stops to let off passengers from stations where No. 564 does not stop.

(f) Stops only on signal.

(g) Stops to let off passengers from stations where No. 401 does not stop.

(h) Stops to take on passengers for points south of Tacoma.

(i) Via North Puyallup, not via Puyallup.

(j) Via Puyallup, not via North Puyallup.

(k) Stops to take on passengers for points beyond (not including) Tacoma; and, to let off passengers from points beyond (not including) Seattle.

(l) Stops to let off passengers from south of Tacoma and to take on passengers for Everett and points beyond.

(m) Stops to let off passengers from east of Centralia.

(n) Stops to let off passengers from east of Centralia.

(o) Stops to take on paying passengers for Tacoma and points south.

(p) Stops to take on passengers for scheduled stops south of St. Clair.

▲ L. P. & N. Ry. from Olequa.

▲ Visitors at the Longview Mills, escorted by capable guides, may view in safety all operations of the mammoth plant from overhead passageways.

Figures opposite junction points refer to numbers of time tables showing diverging trains.

Time from 12:01 midnight to 12:00 noon shown in light face type; time from 12:01 noon to 12:00 midnight shown in heavy face type.

For through service between Seattle, Tacoma, Portland and San Francisco and Los Angeles, see Table No. 12. Through equipment carried is shown on Page 25.

SUMMER VACATION TOURS

MAKE YOUR PLANS NOW. A TRAINED ORGANIZATION IS READY TO SERVE YOU

Each Tour Is Personally Escorted and Priced at Actual Cost

Yellowstone—Rocky Mountain National Parks

Our "Two National Parks in Two Weeks" tours include the Circle Tour of Yellowstone and Rocky Mountain National Parks. These "all-expense," escorted tours also include the attractions of Salt Lake City, Ogden, and Denver.

Leave Chicago Monday, Thursday and Saturday beginning June 16.

Zion—Cedar Breaks, Bryce Canyon, Grand Canyon

Anticipating the wishes of the American tourist, the *Department of Tours* has arranged "all-expense" personally escorted tours to Zion National Park, Bryce Canyon, and Cedar Breaks in Southern Utah and Grand Canyon (North Rim). These tours present the opportunity of seeing in two weeks one of the most scenic sections in America.

Leave Chicago every Saturday beginning June 11.

California—Including Yosemite National Park

Our tours to California offer the opportunity of seeing the most of the West in the shortest time and at the least expense. Schedules are arranged so the most attractive regions are traversed in daytime. Like our other tours everything is arranged in advance and escort furnished without additional expense.

Leave Chicago Saturdays—June 25, July 16, August 6.

Pacific Northwest and Alaska

Tours to the Land of the Midnight Sun. The Pacific Northwest, Rainier National Park, Alaska and the Canadian Rockies are included in these attractively priced personally escorted all-expense tours.

Leave Chicago July 3 and 31.

Department of Tours

Maintained by

C. & N. W. RY.—U. P. SYSTEM

J. L. BURGAR, Manager

148 So. Clark St. Chicago, Ill. (Tel. Dearborn 2323)

J. L. BURGAR, Manager, Department of Tours
148 So. Clark St., Chicago, Ill.

Dear Sir:—I am interested in the following tours as checked:

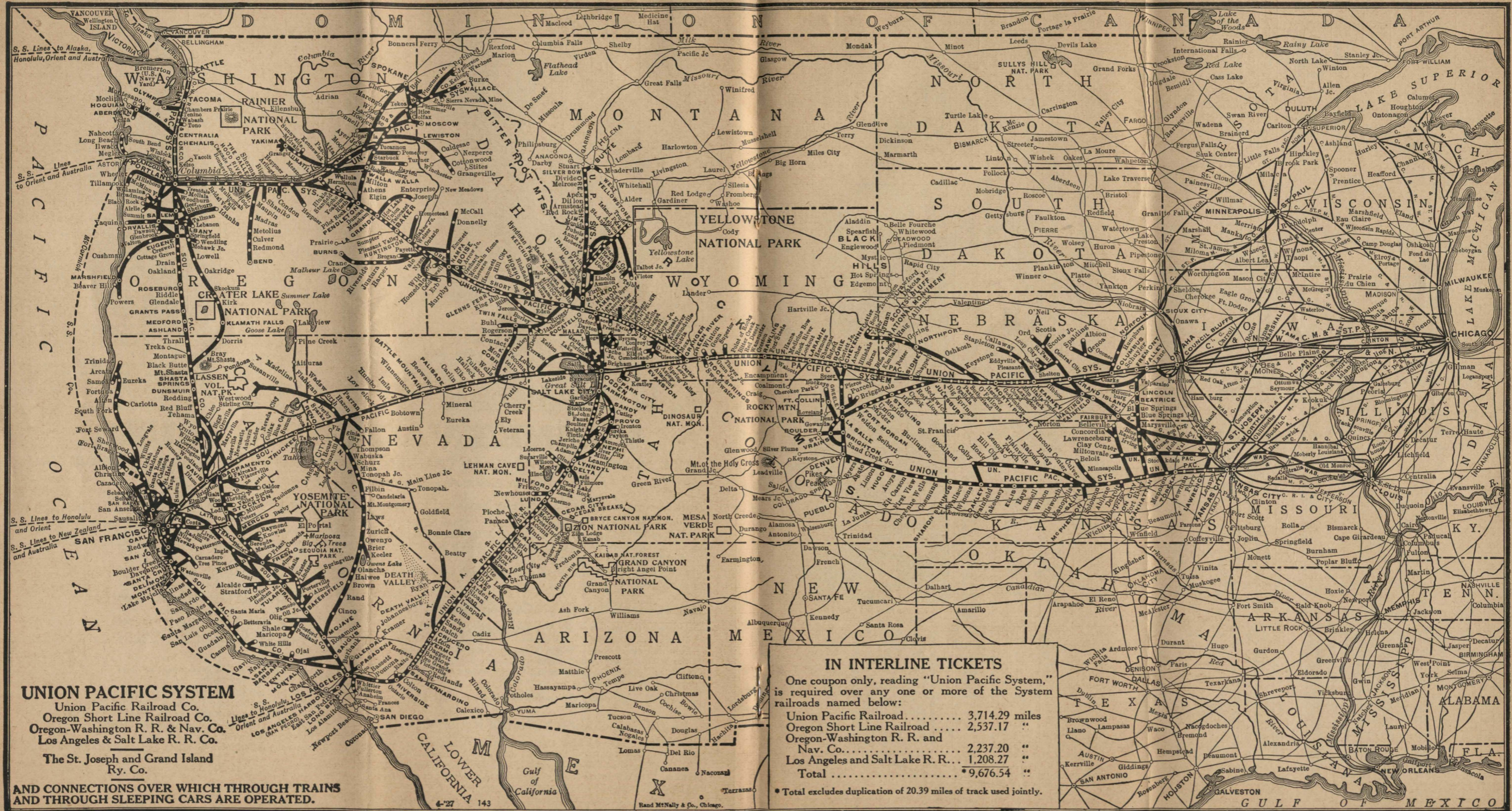
- Yellowstone-Rocky Mountain National Parks
- Zion National Park-Bryce Canyon-Cedar Breaks
- California (including Yosemite Nat. Park)
- Pacific Northwest-Alaska

Please send descriptive booklets and complete information.

Name.....

Street Address.....

City..... State.....



UNION PACIFIC SYSTEM

Union Pacific Railroad Co.
Oregon Short Line Railroad Co.
Oregon-Washington R. R. & Nav. Co.
Los Angeles & Salt Lake R. R. Co.

The St. Joseph and Grand Island Ry. Co.

AND CONNECTIONS OVER WHICH THROUGH TRAINS AND THROUGH SLEEPING CARS ARE OPERATED.

IN INTERLINE TICKETS

One coupon only, reading "Union Pacific System," is required over any one or more of the System railroads named below:

Union Pacific Railroad	3,714.29 miles
Oregon Short Line Railroad	2,537.17 "
Oregon-Washington R. R. and Nav. Co.	2,237.20 "
Los Angeles and Salt Lake R. R.	1,208.27 "
Total	9,697.54 "

* Total excludes duplication of 20.39 miles of track used jointly.


BETWEEN CHICAGO, OMAHA AND DENVER

WESTBOUND—Read Down


EASTBOUND—Read Up

Table No. 20
The Overland Route
Central Time
C. & N. W.


				Denver Special 11 Daily	Colorado Exp. 15 Daily	The Columbine 13 Daily	M I L E S					Elevation	The Columbine 12 Daily	Colorado Express 16 Daily	Denver Special 14 Daily				
				6.05	11.59	10.30	0	Lv	Chicago	Ill.	Ar	590	7.45	7.00	4.05				
				7.09	2.56	11.20	485	Ar	Council Bluffs	Iowa	Lv	983	7.10	4.10	3.05				
				7.25	3.21	11.50	488	Ar	Omaha	Neb.	Lv	1033	6.45	3.45	2.35				
									Union Pacific										
				8.20	4.25	12.25	0	Lv	Omaha	Neb.	Ar	1033	6.30	3.30	2.10				
					b	a	22		Waterloo	Elkhorn		Lv	1126	c	c				
					a	a	25		Valley	River		"	1140	c	c				
				9.15	5.28	1.20	37		Fremont			"	1197	5.30	2.22	12.55			
					b	a	44		Ames			"	1231	c	c				
					b	a	52		North Bend			"	1275	c	c				
					b	a	66		Schuyler			"	1350	c	1.35				
				10.10	6.43	2.23	82		Columbus	(Loup River)		"	1447	4.30	1.13	11.51			
					b	a	89		Duncan			"	1494	c	c				
					b	a	100		Silver Creek			"	1548	c	c				
					b	a	111		Clarks			"	1622	c	c				
					7.55	3.20	122		Central City			"	1701	c	12.15	10.57			
				11.35	8.45	4.05	144		Grand Island			"	1864	3.10	11.45	10.30			
					b	a	152		Alda			"	1916	c	c				
					b	a	160		Wood River			"	1966	c	ch				
					b	a	167		Shelton			"	2019	c	ch				
				12.32	9.50	5.05	173		Gibbon			"	2061	c	ch				
					b	a	186		Kearney	{ State Normal		"	2149	1.55	10.32	9.20			
					b	a	196		Odessa	{ School		"	2222	c	c				
					b	a	202		Elm Creek			"	2265	c	f10.06				
					b	a	211		Overton	{ Indian		"	2318	c	c				
					b	a	222		Lexington	{ Fights		"	2389	1.09	9.41				
					10.50	5.50	222		Cozad	{ 1867		"	2487	c	9.21				
					b	a	240		Willow Island			"	2523	c	c				
					b	a	246		Gothenburg			"	2563	c	9.06				
					b	a	259		Brady Island			"	2651	c	ci				
					b	a	268		Maxwell			"	2711	c	cl				
				2.40	12.40	7.20	281	Ar	North Platte	{ North		Lv	2802	11.55	8.15	7.20			
									Mountain Time										
				1.45	11.50	6.35	281	Lv	North Platte	{ River		Ar	2802	10.45	7.05	6.15			
					b	b	288		Birdwood			"	2851	c	c				
					b	b	290		Nichols	{ South		"	2880	c	c				
					b	b	294		Hershey	{ Platte		"	2903	c	f 6.39				
					b	b	298		O'Fallons	{ River		"	2938	c	c				
					b	b	301		Sutherland			"	2959	c	f 6.27				
					b	b	305		Dexter			"	2996	c	c				
					b	b	313		Paxton			"	3056	c	f 6.11				
					b	b	319		Korty			"	3108	c	c				
					b	7.46	332		Ogallala			"	3213	9.33	5.46				
					b	b	341		Brule			"	3288	c	c				
					b	b	346		Megeath			"	3329	c	c				
					b	b	351		Big Springs			"	3369	c	c				
					b	b	357		Barton	{ Indian		"	3415	c	c				
				3.43	2.05	8.35	363		Julesburg 15, 18	{ Battles	Colo.	Ar	3467	8.53	5.05	4.32			
					f2.14	8.43	370		Ovid	{ 1866-75		"	3531	8.30	f 4.37				
					f2.23	9.03	377		Sedgwick			"	3589	8.19	f 4.25				
					f9.15	385	385		Red Lion			"	3655	f 8.07					
					f2.43	9.27	393		Crook			"	3714	f 7.56	f 3.56				
					5.10	9.40	401		Proctor			"	3786	f 7.44	f 3.42				
					f3.05	9.51	408		Iliff			"	3841	7.33	f 3.30				
					7.15	3.35	420		Sterling	{ Sugar Factory		"	3939	7.15	3.05	3.00			
					7.28		427		Atwood			"	3993			5.48			
					7.41	f3.52	433		Merino	{ Irrigated farms		"	4042		f 2.34	5.28			
					7.54		439		Messex			"	4090			5.12			
					8.04		444		Union			"	4129		f 2.20	5.02			
					8.15		450		Snyder	{ Fremont Buttes So.		"	4180			4.48			
					f8.27		457		Dodd			"	4232			f 138			
					8.45	6.05	461		Ft. Morgan	{ Sugar Factory		"	4276	6.05	1.57	1.55	4.30		
					9.05		472		Weldon			"	4351		f 1.43	4.15			
					9.16		477		Goodrich			"	4383			4.06			
					9.25		480		Orchard			"	4411		f 1.30	3.57			
					9.39		487		Masters			"	4458			3.42			
					9.57		497		Hardin			"	4534			3.27			
					f10.05		502		Kuner			"	4585			f322			
					10.15	f5.30	506		Kersey			"	4621		f 1.00	3.17			
					10.35	7.10	513	Ar	La Salle 21, 42, 43		Lv	4681	5.00	12.50	12.50	3.05			
					3.05	7.55	9.35	513	Greeley	{ Colo. State Teachers College		Ar	4648	2.47	10.41	2.47			
					6.22	3.05	10.54	513	La Salle 21, 42, 43		Ar	4681	4.55	12.40	12.45				
					d	m		518	Peckham		"	"	4723						
					d	f3.20	m	520	Gilcrest		"	"	4752			f			
					d	3.28	m	525	Platteville		"	"	4817			f 9.08	g	4.35	
					d	f3.36	m	530	Yone		"	"	4858			f 9.00	g	4.26	
					d	3.46	m	534	Lupton		"	"	4906		f12.11	f 8.52	g	f 4.19	
					7.02	4.00	11.31	541	Brighton 21, 41		"	"	4979		12.02	8.46	g	4.12	
					d	f4.10	m	546	Henderson		"	"	5036			f 8.36	g	f 4.00	
					d	f4.16	m	548	Hazeltine		"	"	5076			f 8.26	g	f 3.55	
					d	f4.22	m	552	Dupont		"	"	5121			f 8.22	g	f 3.51	
					7.45	4.45	12.20	560	Denver		Lv	5182	3.45	11.30	11.40	f 8.17	g	f 3.46	
					k	2.00	k 2.00		Denver		Ar		k12.30	k 6.00		f 8.00	1.45	3.30	6.30
					k	6.00	k 6.00		Estes Park	{ Via Rocky Mt. Park Transp. Co.	Ar		k 7.45	k 2.00		k 7.45	k 7.45	k 2.00	



Voorhees Memorial, Civic Center, Denver, Colorado



Bear Creek Canyon, Denver Mountain Parks



Longs Peak and Glacier Gorge, Rocky Mountain National Park

For complete schedules between Omaha and North Platte, see Tables Nos. 15 and 16.

Where no time is shown, trains do not stop, except as indicated by reference marks.

Time from 12:01 midnight to 12:00 noon shown in light face type; time from 12:01 noon to 12:00 midnight shown in heavy face type.

Figures opposite junction points refer to numbers of time tables showing diverging trains.

Save the Forests!
The United States Timber Reserves are National Assets of Incalculable Value.

* Daily. † Daily except Sunday. ‡ Meals. (a) Stops to take on paying passengers for scheduled stopping points west of Julesburg; and to take on paying passengers for North Platte Branch. (b) Stops to take on paying passengers for scheduled stopping points west of Julesburg. (c) Stops to let off paying passengers from points in Colorado, west of Julesburg. (d) Stops to let off paying passengers from points east or west of Cheyenne. See Table No. 21. (f) Stops only on signal. (g) Stops to take on paying passengers for California points and for northwest points beyond Granger. See Table No. 21. (h) Stops to take on paying passengers for Chicago and east. (j) Stops to let off paying passengers from regular stops east of La Salle. (k) Service in effect during Park season, about June 1 to Oct. 1. (l) Stops to take on paying passengers for Council Bluffs and east. (m) Stops to let off paying passengers from Ogden or beyond and from northwest points beyond Granger. See Table No. 21. (o) Stops to let off paying passengers from regular stops east of Sterling. (*) In addition to U. P. train service, independent Auto Service is operated by Mr. J. E. Johnson between La Salle and Greeley in connection with Trains Nos. 13, 15, and 16.

**BETWEEN ST. LOUIS, KANSAS CITY, COLORADO AND CALIFORNIA, IDAHO
OREGON AND WASHINGTON**

WESTBOUND—Read Down

EASTBOUND—Read Up

Table No. 21 The Overland Route Central Time										Elevation	Pacific Coast Limited 22 Daily	St. Louis -Colo. Limited 128 Daily	Kansas City Express 104 Daily	570-170 Daily	106 Daily	Capital Cities Express 138 Daily	538 Motor Daily
105 Daily	537 Motor Daily	Capital Cities Express 137 Daily	169-569 Daily	Denver Express 103 Daily	Pacific Coast Limited 21 Daily	St. Louis -Colo. Limited 101 Daily	M I L E S	St. Louis	Kansas City								
							0	Lv	St. Louis	Mo.	Ar	480	4.20	4.20	▲7.00		
							278	Ar	Kansas City	Union Pacific	Lv	748	9.00	9.00	▲9.30		
							0	Lv	Kansas City	Union Pacific	Lv	748	8.15	7.55	4.10	8.45	6.30
							2	Lv	Kansas City (Kansas River)	Union Pacific	Lv	755	7.58	7.43	4.00	8.35	6.20
							10	"	Muncie	"	"	777				11.10	5.53
							14	"	Edwardsville	"	"	778				11.02	5.47
							18	"	Bonner Springs	"	"	793			h	8.02	5.41
							21	"	Loring	"	"	786				10.45	5.32
							24	"	Lenape	"	"	787				10.40	5.28
							28	"	Linwood	"	"	796				10.33	5.22
							33	"	Fall Leaf	"	"	810				10.25	5.15
							40	"	Lawrence 35	{ State University	"	825	6.58	6.37	2.57	7.35	10.15
							46	"	Buck Creek	{ Haskell Indian School	"	844					9.54
							49	"	Williamstown	"	"	850					9.49
							52	"	Perry	"	"	850					9.44
							56	"	Newman	"	"	861					9.36
							61	"	Grantville	"	"	875					9.28
							68	"	Topeka 27 (No. Topeka) (Kan. State Capital)	"	"	880	6.20	5.59	2.15	6.50	9.18
							73	"	Menoken 27	"	"	897					8.58
							75	"	Kiro	"	"	903					8.54
							79	"	Silver Lake	"	"	913					8.49
							81	"	Kingsville	"	"	915					8.44
							84	"	Rossville	"	"	927					8.39
							92	"	St. Mary (St. Mary College)	"	"	956		5.17	t	6.06	8.28
							98	"	Belvue	"	"	958					8.18
							105	"	Wamego	"	"	987	5.24	4.55	1.20	5.33	8.05
							112	"	St. George	"	"	991					7.52
							119	"	Manhattan 36 (State Agri. College)	"	"	1011	5.02	4.30	12.55	5.10	7.40
							126	"	Eureka Lake	"	"	1032					7.27
							130	"	Ogdensburg	"	"	1048					7.21
							132	"	Camp Funston	"	"	1050					
							136	"	Ft. Riley (Noted Army Post)	"	"	1062	4.39	4.00	12.24	4.35	7.11
							140	"	Junction City 37 (Republican River)	"	"	1075	4.30	3.50	12.15	4.25	7.00
							146	"	Kansas Falls	"	"	1095					3.50
							152	"	Chapman	"	"	1110					3.33
							159	"	Detroit [Enterprise]	"	"	1132					3.20
							164	"	Abilene	"	"	1151	3.33	2.55	11.25	3.10	3.33
							172	"	Solomon 38	"	"	1169		2.37	11.05	2.38	4.10
							180	"	New Cambria 38	"	"	1196				2.25	3.53
							187	Ar	Salina 38, 39, 40, 106	"	"	1223	2.55	2.15	10.40	2.15	3.40
							187	Lv	Salina (Smoky Hill River)	"	"	1223	2.50	2.10	10.30	1.55	1.45
							195	"	Bavaria	"	"	1268					1.45
							201	"	Brookville	"	"	1350					1.33
							205	"	Arcola	"	"	1428					1.22
							207	"	Terra Cotta	"	"	1477					1.18
							212	"	Carnelro	"	"	1548					1.09
							217	"	Mount Zion	"	"	1655					1.00
							219	"	Kanopolis (Salt Mines)	"	"	1582					1.25
							224	"	Ellsworth (Civil War Widows' Home)	"	"	1534	1.55	1.14	9.33	12.45	12.45
							232	"	Black Wolf	"	"	1564					12.29
							240	"	Wilson	"	"	1684	1.32	12.50	9.05	12.15	12.15
							246	"	Dorrance	"	"	1726					12.05
							253	"	Bunker Hill	"	"	1858					11.54
							263	"	Russell	"	"	1825	12.57	12.08	8.30	11.37	11.37
							267	"	Balta	"	"	1875					11.28
							272	"	Gorham	"	"	1909					11.19
							276	"	Walker	"	"	1941					11.10
							280	"	Victoria	"	"	1915					11.03
							285	"	Toulon	"	"	1997					10.53
							290	"	Hays (State Normal School to south)	"	"	1994	12.19	11.30	7.52	10.45	10.45
							295	"	Yocemento	"	"	2045					10.33
							299	"	Hog Back	"	"	2072					10.28
							303	"	Ellis (Central Time)	"	"	2114	11.59	11.10	7.30	10.20	10.20
							303	Lv	Ellis (Mountain Time)	"	"	2114	10.45	9.55	6.20	9.10	9.10
							314	"	Ogallah	"	"	2377					8.48
							322	"	Wakeney (Station built by settlers)	"	"	2457					8.34
							330	"	Voda	"	"	2551					8.20
							336	"	Collyer	"	"	2580					8.08
							343	"	Quilter	"	"	2665					7.54
							351	"	Buffalo Park	"	"	2749					7.38
							356	"	Grainfield	"	"	2814					7.28
							365	"	Grinnell	"	"	2909					7.11
							371	"	Campus	"	"	2987					6.58
							377	"	Oakley 40	"	"	3051	8.59	7.20	4.15	6.45	6.45
							386	"	Monument (Gen. Logan Monument)	"	"	3182					7.01
							394	"	Page City	"	"	3239					6.50
							399	"	Winona	"	"	3324					6.41
							408	"	McAllaster	"	"	3158					6.24
							421	"	Wallace	"	"	3312					6.06
							430	"	Sharon Springs	"	"	3442	7.45	5.50	2.50	11.20	11.20
							442	"	Weskan	"	"	3843					5.20
							453	"	Arapahoe	"	"	4013					5.01
							463	Ar	Cheyenne Wells	Colo.	Lv	4280					4.44

Continued on following page

Read Up

New Topeka Passenger Station

The new \$200,000 passenger station at Topeka is a tile-roofed structure of classical design, constructed of steel, brick, concrete and terra cotta, and measures 315x55 feet.

The main waiting room, 55x99 feet, with a 50 foot ceiling, contains the ticket and telegraph offices, telephone booths and news stand.

The dining and lunch rooms are in the east wing. In addition to excellent lunch and dining service, a special \$1.00 "Train Dinner" is featured for passengers of Nos. 105 and 170.

Baggage and express rooms are accommodated in the west wing of the building.

The men's smoking and women's rest rooms are attractive and commodious; the news stand is stocked with periodicals, fruits and confections.

In its entirety the building is exceptionally well constructed and decorated. It is one of the finest stations in the Middle West.

- * Daily.
- † Meals.
- ‡ Daily except Sunday.
- ▲ Thru Pullman connection also made on train leaving Kansas City 11.55 p.m., arriving St. Louis 7.30 a.m.
- (a) Stops to take on paying passengers for Denver.
- (b) Stops to take on paying passengers for regular stops east of Ellis.
- (c) Stops to let off paying passengers from regular stops east of Ellis.
- (d) Stops to let off paying passengers from regular stops east and to take on for regular stops west.
- (f) Stops on signal.
- (h) Stops to let off paying passengers from west of New Cambria.
- (i) Stops to let off paying passengers from Denver.
- (k) Stops to let off paying passengers from regular stops east of Buffalo Park.
- (l) Stops to let off paying passengers from Denver and west, also to take on for Ellis and points east where regular stops are made.
- (m) Stops to take on paying passengers for Topeka and Kansas City.
- (o) Stops to take on paying passengers for points west of Oakley, at which regular stops are scheduled.
- (t) Stops to take on paying passengers for points east of Kansas City.

Time from 12.01 midnight to 12.00 noon shown in light face type; time from 12.01 noon to 12.00 midnight shown in heavy face type. Figures opposite junction points refer to numbers of time tables showing diverging trains.

**BETWEEN ST. LOUIS, KANSAS CITY, COLORADO AND CALIFORNIA, IDAHO, OREGON
AND WASHINGTON—Continued**

WESTBOUND—Read Down							Table No. 21 (Continued) The Overland Route Mountain Time		EASTBOUND—Read Up						
527-127-27-17 Daily	103-25 Daily	103-21-25 Daily Runs via Borie	21-107-7-1 Daily	21-25 Daily	101-127-27-17 Daily	101-21-25 Daily Runs via Borie	M L S	Elevation	20-22 Daily Runs via Borie	18-28-128-22 Daily	8-2-126-104 Daily	26-126 104 Daily	26-4 104 Daily	26-126-526 Daily	128
▲ 8.52	1.53	1.53					463	Ar	4280		1.53	1.53	1.53	▲ 1015	4.44
f 9.15							474	Lv	4577					f 9.55	f 4.24
f 9.28							482	Lv	4226					f 9.40	f 4.09
9.40	2.35	2.35					488	Lv	4286					f 9.30	4.00
f 9.50							494	Lv	4385					f 9.20	f 3.40
10.00							500	Lv	4459					f 9.10	f 3.30
10.13							508	Lv	4557					f 8.55	f 3.26
10.30							518	Lv	4734					f 8.30	f 3.12
f 10.45							527	Lv	4873	5.20	5.20	12.20	12.20	f 8.25	f 3.00
11.05	3.50	3.50	10.10	10.10	6.35	6.35	536	Lv	5034					8.10	2.45
f 11.26							548	Lv	5292					f 7.45	f 2.15
11.35	4.16	4.16	10.33	10.33	7.05	7.05	551	Lv	5355	4.48	4.48	11.50	11.50	7.40	2.10
f 12.05							557	Lv	5493					f 7.20	f 1.59
f 12.24							563	Lv	5712					f 7.10	f 1.50
12.34	f 4.50	f 4.50					567	Lv	5602					f 7.00	f 1.42
12.54	5.09	5.09					572	Lv	5457					6.56	f 1.34
f 1.05							584	Lv	5185			10.57	10.57	6.35	1.16
f 1.18	f 5.31	f 5.31					590	Lv	5190					f 6.25	f 1.05
1.29	f 5.41	f 5.41					597	Lv	5202					6.15	f 12.53
1.42	f 5.53	f 5.53					603	Lv	5381					6.05	f 12.44
f 1.52							609	Lv	5484					5.53	f 12.36
2.05	f 6.11	f 6.11					614	Lv	5540					f 5.43	f 12.25
f 2.15							618	Lv	5523					5.35	f 12.15
f 2.54							625	Lv	5492					f 5.25	f 12.02
▲ 3.20	7.00	7.00	1.00	1.00	9.15	9.15	631	Lv	5334					f 5.12	f 11.52
6.30	8.00	1.45	3.30	1.45	6.30	1.45	640	Lv	5187	2.30	2.30	9.30	9.30	▲ 4.50	11.30
f 8.26			f 3.55				640	Lv	5187	12.20	10.15	4.45	4.45	7.45	4.45
8.36			4.00				654	Lv	5036		f 9.41	f 4.10	f 4.10	f 4.10	9.41
8.46			4.12				659	Lv	4979	11.31	f 9.32	4.00	4.00	7.02	4.00
9.00			4.26				666	Lv	4906		9.19	3.46	3.46	3.46	9.19
f 9.08			4.33				675	Lv	4817		9.00	3.28	3.28	3.28	9.00
9.18	2.50	4.45	2.50	7.38	2.50	2.50	680	Lv	4752		f 8.53	f 3.20	f 3.20	f 3.20	8.53
f 9.23			4.51				687	Lv	4681	10.54	f 8.43	3.05	3.05	6.22	3.05
9.35	3.05	5.07	3.05	7.55	3.05	3.05	689	Lv	4649		f 8.33	f 2.56	f 2.56	f 2.56	8.33
f 9.48			5.15				692	Lv	4648	10.41	f 8.25	f 2.47	f 2.47	6.08	2.47
9.54			5.23				696	Lv	4747		f 8.13	f 2.37	f 2.37	f 2.37	8.13
10.03			5.30				700	Lv	4831		8.07	2.31	2.31	5.56	2.31
10.13			5.43				703	Lv	4935		7.59	2.24	2.24	5.00	2.24
10.21			5.51				707	Lv	5032		f 7.51	f 2.17	f 2.17	f 2.17	7.51
10.44			6.13				712	Lv	5185		f 7.43	f 2.09	f 2.09	f 2.09	7.43
f 11.10			6.40				726	Lv	5702		f 7.23	f 1.50	f 1.50	f 1.50	7.23
11.30			7.00		9.30	9.30	738	Lv	6361		f 7.05	f 1.35	f 1.35	f 1.35	7.05
1010	4.30		7.40		1010	1010	746	Lv	6060		6.45	1.15	1.15	4.45	1.15
12.15	6.35	6.25	9.35	6.25	12.15	6.25	746	Lv	6562		5.50	10.00	12.50	2.05	12.50
							756	Lv	7150	7.50	3.55	8.10	11.00	12.05	11.00
3.45	9.30	9.20	12.30	9.20	3.45	9.20	803	Lv	6910	6.37	f 2.44	f 9.47	10.56	f 9.47	
6.46	12.18	12.05	f 3.30	12.05	6.46	12.05	842	Lv	6775		f 1.38		9.53		
7.20	12.45	12.30	4.00	12.35	7.20	12.30	880	Lv	6746	4.40	12.30	5.00	7.40	8.40	7.40
7.30	1.00	12.45	4.05	12.45	7.30	12.45	1039	Lv	6263	1.40	9.00	4.30	5.00	4.30	4.30
10.20	4.05	3.40	6.35	3.40	10.20	3.40	1054	Lv	6084	1.10	8.30	1.30	4.00	4.30	4.00
1.10	7.05	6.40	9.20	6.40	1.10	6.40	1230	Lv	6084	1.00	8.30	1.20	3.46	3.46	3.46
							1230	Lv	6745	10.20	5.35	10.40	12.55	12.55	12.55
							1230	Lv	4298	7.40	2.50	7.55	10.15	10.15	10.15
							1230	Lv	4298	7.40	2.50	7.55	10.15	10.15	10.15
1.00	7.05	7.05	8.50	7.05	1.00	7.05	1230	Lv	4298	6.00	1.20	6.35	6.00	6.00	6.00
4.40	10.45	10.45	10.45	10.45	4.40	10.45	1230	Lv	4497	2.25	9.25	3.50	2.25	2.25	2.25
10.50	4.50	5.40	12.01	12.01	10.50	12.01	1604	Lv	5819	1.05	8.05	1.05	1.05	1.05	1.05
1.50	7.50	7.50	8.28	7.50	1.50	7.50	1923	Lv	30	7.35	2.45	9.25	7.35	7.35	7.35
2.30	8.30	8.30	9.10	8.30	2.30	8.30	2012	Lv	9	4.33	11.36	6.31	4.33	4.33	4.33
1.45	7.30	6.55	9.45	6.55	1.45	6.55	1230	Lv	14	4.00	11.00	6.00	4.00	4.00	4.00
2.35	8.20	7.45	10.35	7.45	2.35	7.45	1266	Lv	1230	7.10	2.10	7.30	9.55	9.55	9.55
							1266	Lv	4251	6.00	1.05	6.35	9.00	9.00	9.00
2.55	8.40	8.40	10.50	8.40	2.55	8.40	1266	Lv	4251	12.30	12.30	6.20	8.30	8.30	8.30
7.00	7.00	7.00	7.00	7.00	7.00	7.00	1542	Lv	5000		8.30	8.30	8.30	8.30	8.30
8.30							1542	Lv	5000		7.00				
3.20	9.30	9.30	10.35	9.30	3.20	9.30	1716	Lv	2026	9.15	9.15	4.05	5.10	5.10	5.10
11.55	6.10	6.10	6.40	6.10	11.55	6.10	1982	Lv	1062	1.20	1.20	8.00	8.20	8.20	8.20
12.30	6.43	6.43	7.10	6.43	12.30	6.43	1992	Lv	851	12.50	12.50	7.37	7.49	7.49	7.49
2.30	8.30	8.30	9.10	8.30	2.30	8.30	2049	Lv	270	11.00	11.00	6.00	6.05	6.05	6.05
							2049	Lv	270	11.00	11.00	6.00	6.05	6.05	6.05
10.40	2.00	2.00		2.00	10.40	2.00	1054	Lv	6084		8.20		3.25	3.25	3.25
5.55	9.30	9.30		9.30	5.55	9.30	1298	Lv	4463		12.40		7.30	7.30	7.30
7.30	4.00	4.00		4.00	7.30	4.00	1456	Lv	6655				12.45	12.45	12.45
	7.00	7.00		7.00		7.00	1456	Lv	6655				7.30	7.30	7.30
6.45	9.55	9.55		9.55	6.45	9.55	1298	Lv	4463		12.10		6.55	6.55	6.55
1.43	4.25	4.25		4.25	1.43	4.25	1532	Lv	2692		4.50		10.59	10.59	10.59
2.25	5.25	5.25		5.25	2.25	5.25	1552	Lv	2489		3.55		10.15	10.15	10.15
5.10	8.15	8.15		8.15	5.10	8.15	1635	Lv	2116		1.40		7.55	7.55	7.55
4.20	7.25	7.25		7.25	4.20	7.25	1635	Lv	2116		12.25		6.40	6.40	6.40
8.15	11.45	11.45		11.45	8.15	11.45	1734	Lv	2788		8.35		2.45	2.45	2.45
11.35	3.10	3.10		3.10	11.35	3.10	1808	Lv	1069		5.00		11.15	11.15	11.15
3.30	7.45	7.45		7.45	3.30	7.45	1940	Lv	98		12.15		7.00	7.00	7.00
6.15	10.30	10.30		10.30	6.15	10.30	2024	Lv	29		9.35		4.00	4.00	4.00
11.15	1.00	1.00		1.00	11.15	1.00	2024	Lv	2						

BETWEEN SALT LAKE CITY, OGDEN, POCATELLO AND BUTTE

WESTBOUND—Read Down

Yellowstone Express #31-33 Daily	Yellowstone Special #45 Daily	43 Daily Motor Pass'r	North-west Express 33 Daily	Idaho Express #47 Daily	Butte Express 31 Daily	Butte Special 29 Daily	MILES
11.50	8.00	2.10	11.10	7.00	11.50	12.45	0
12.55	8.55	3.20	12.05	8.00	12.55	1.40	36
1.15	9.05	3.30	12.20	8.20	1.15	2.25	5
f 1.32	f 3.47	f 3.40		f 8.31	f 1.32		5
f 1.40	f 3.55	f 3.47		f 8.48	f 1.40		14
1.55	9.40	4.10	12.55	9.05	1.55	3.00	21
f 2.10	Arrive			f 9.20	f 2.10		30
f 2.20				f 9.30	f 2.20	f 3.23	36
f 2.28				f 9.38	f 2.28		40
2.55	10.27		1.50	10.10	2.55	4.00	49
f 3.10				10.25	f 3.10		57
f 3.17				f 10.32	f 3.17		61
f 3.20				f 10.35	f 3.20		62
f 3.25				f 10.40	f 3.25		65
f 3.37				f 10.55	f 3.37	f 4.35	71
f 3.45				f 11.03	f 3.45		75
f 3.51				f 11.08	f 3.51		78
f 3.57				11.15	f 3.57		81
f 4.03				f 11.21	f 4.03		84
4.27			3.05	11.45	4.27	5.15	95
f 4.40				f 11.55	f 4.40		100
f 4.48				12.05	f 4.48	f 5.30	105
5.05	12.05		3.50	12.20	5.05	5.45	111
5.45	12.45		4.30	1.00	5.45	6.25	134

For complete schedule see Tables Nos. 15, 16, 19, and 21.

- ▲ Motor. ♦ Extra fare trains between Cheyenne and Los Angeles, and San Francisco. For extra fares consult agent. See tables 17 and 18 for complete schedules.
- For complete schedules of all connecting service between Cheyenne and points west, see following tables: Between Cheyenne and Ogden, see tables 15 and 16; between Ogden and Los Angeles, see table 17; between Ogden and San Francisco, see table 18; between Green River and Portland, see table 19.
- (f) Stops only on signal.
- ① Stops to let off paying passengers from Evanston and west.
- ② Stops to let off paying passengers from Colorado.
- ③ Stops to take on paying passengers for California and for northwest points beyond Granger.
- ④ Stops to let off paying passengers from east or west of Cheyenne.
- ⑤ Stops to let off paying passengers from Ogden or points beyond and from Northwest points beyond Granger.
- ⑥ Via Borie. Distance, Speer to Borie, 12 miles less than via Cheyenne.
- ⑦ Stops to let off paying passengers from Colorado.
- ⑧ Stops to let off paying passengers from Denver.
- ⑨ Stops for paying passengers for Denver.
- ⑩ No. 18's time; see table 16 for time of No. 28 at these points.
- ⑪ Conditional stop; see table 18.

Table No. 22
The Overland Route

For other trains between Salt Lake and Ogden see Table No. 46.

Mountain Time

Utah Ar	Butte Salt Lake Express 32 Daily	Salt Lake Special 30 Daily	Utah Express 42 Daily	North-west Express 34 Daily	44 Daily Motor Pass'r	Yellowstone Special #46 Daily	Yellowstone Express #34 Daily
4251	8.15	10.45	6.10	7.00	11.00	7.30	7.00
Lv 4298	7.15	9.45	5.10	6.00	9.50	6.30	6.00
Ar 4298	7.05	9.30	4.50	5.45	9.45	6.10	5.45
Lv 4289			b	b	f 9.34		b
Ar 4274	a	f 9.07	b	f 5.28	f 9.27		f 5.28
Ar 4265	a	f 9.00	b	f 5.20	f 9.17		f 5.20
Ar 4306	6.30	8.50	4.10	5.10	9.05	5.30	5.10
Ar 4266	a	f 8.35	f 3.48	f 4.50			f 4.50
Ar 4324	a	f 8.27	f 3.38	f 4.41			f 4.41
Ar 4416	a	f 8.21	f 3.30	f 4.33			f 4.33
Ar 4445	5.40	8.00	3.05	4.10		4.35	4.10
Ar 4461	a	f 7.15	2.44	f 3.43			f 3.43
Ar 4481	a	f 7.08	f 2.37	f 3.35			f 3.35
Ar 4522	a	f 7.04		f 3.30			f 3.30
Ar 4605	a	7.00	f 2.28	f 3.25			f 3.25
Ar 4746	a	6.50	f 2.18	f 3.12			f 3.12
Ar 4747	a	f 6.43	f 2.10	f 3.05			f 3.05
Ar 4747	a	f 6.38	f 2.05	f 3.00			f 3.00
Ar 4748	a	f 6.33	f 2.00	f 2.55			f 2.55
Ar 4779	a	f 6.28	f 1.55	f 2.45			f 2.45
Ar 4854	4.27	6.10	1.38	2.25			2.25
Ar 4795	a	f 6.00		f 2.17			f 2.17
Ar 4735	a	5.52	f 1.22	f 2.10			f 2.10
Ar 4751	4.00	5.40	1.10	2.00		2.40	2.00
Lv 4463	3.15	4.50	12.30	1.15		1.55	1.15

Central Time

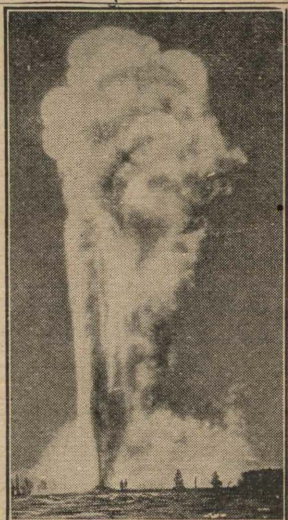
Lv Chicago	Ill.	Ar	4.05	9.35			4.05
Ar Omaha	Neb.		2.15	7.50			2.15
Ar St. Louis	Mo.		7.00	4.30			7.00
Ar Kansas City	Mo.		4.10	7.55			4.10

Mountain Time

Ar Denver	Colo.		4.45	10.15			4.45
Ar Green River	Wyo.		3.25	8.20			3.25
Ar Pocatello	Idaho	Lv	7.30	12.40			7.30
Lv Pocatello	Idaho	Ar	4463	2.15	4.40	11.00	7.15
Lv Tyhee	Idaho	Lv	4459		e	10.40	f 6.53
Lv Fort Hall	Idaho	Lv	4447		e	10.30	f 6.45
Lv Gibson	Idaho	Lv	4466		e	10.13	f 6.38
Lv Blackfoot 52	Idaho	Lv	4500	1.23	3.55	9.55	6.25
Lv Wapello	Idaho	Lv	4543		e	f 9.33	f 6.10
Lv Firth	Idaho	Lv	4558	12.56	3.27	9.22	6.02
Lv Shelley	Idaho	Lv	4627	12.46	3.15	9.10	5.51
Lv Idaho Falls 53, 54, 55	Idaho	Lv	4708	12.28	3.00	8.45	5.35
Lv Idaho Falls	Idaho	Ar	4708		↑	8.40	5.30
Ar St. Anthony 53, 54	Idaho	Lv	4971		↑	7.15	f 10.25
Ar Ashton 55, 56	Idaho	Lv	5255		↑	6.45	9.58
Ar W. Yellowstone 55	Mont.	Lv	6665		↑		7.00
Lv Idaho Falls	Idaho	Ar	4708	12.28	3.00		12.45
Lv Payne	Idaho	Ar	4745	12.11	f 2.44		
Lv Bassett	Idaho	Ar	4770	12.03	f 2.36		
Lv Roberts	Idaho	Ar	4775	11.55	f 2.28		
Lv Hawgood	Idaho	Ar	4821		f 2.10		
Lv Hamer	Idaho	Ar	4802	11.29	2.03		
Lv Camas	Idaho	Ar	4816	11.20	1.54		
Lv Jones	Idaho	Ar	4899		f 1.45		
Lv Dubois	Idaho	Ar	5149	11.02	1.36		
Lv High Bridge	Idaho	Ar	5547		f 1.19		
Lv Spencer	Idaho	Ar	5883		10.33	1.08	
Lv Humphrey	Idaho	Ar	6512	10.13	12.48		
Lv Monida	Mont.	Ar	6798	10.02	12.37		
Lv Snowline	Mont.	Ar	6564		12.20		
Lv Lima	Mont.	Ar	6258	9.25	12.05		
Lv Lima	Mont.	Ar	6258	9.15	11.35		
Lv Lima	Mont.	Lv	6014	8.55	11.20		
Lv Kidd	Mont.	Lv	5819	f 8.45	11.08		
Lv Red Rock	Mont.	Lv	5595	f 8.30	10.54		
Lv Armstead	Mont.	Lv	5495	8.22	10.47		
Lv Grayling	Mont.	Lv	5388	f 8.08	10.34		
Lv Barratts	Mont.	Lv	5258	f 7.54	10.22		
Lv Dillon	Mont.	Lv	5096	f 7.39	10.22		
Lv Bond	Mont.	Lv	5164	f 7.21	f 9.53		
Lv Apex	Mont.	Lv	5427	f 7.12	f 9.44		
Lv Glen	Mont.	Lv	5000	f 6.52	9.26		
Lv Layon	Mont.	Lv	5050	f 6.46	f 9.20		
Lv Melrose	Mont.	Lv	5183	6.35	9.10		
Lv Quinn	Mont.	Lv	5294	f 6.23	f 8.58		
Lv Divide	Mont.	Lv	5397	6.14	8.48		
Lv Woodin	Mont.	Lv	5575	f 6.05	f 8.39		
Lv Feely	Mont.	Lv	5814	f 5.53	f 8.27		
Lv Buxton	Mont.	Lv	5519	f 5.42	f 8.15		
Lv Silver Bow	Mont.	Lv	5338	5.30	8.05		
Lv Butte	Mont.	Lv	5490	5.10	7.45		

Read Up

EASTBOUND—Read Up



Old Faithful Geyser, Yellowstone National Park

*Daily. † Daily except Sunday. ‡ Meals. (a) Stops to let off paying passengers from west of Minidoka and Idaho Falls. (b) Stops to let off paying passengers from west of Brigham. (d) Stops to take on paying passengers for points west of Pocatello and east of McCammon. (e) Stops to let off paying passengers from west of Idaho Falls. (f) Stops only on signal. (g) Stops to take on paying passengers for points between Dewey and Pocatello, where stops are made; also for points north and west of Pocatello. (h) Stops to let off paying passengers from north and west of Pocatello. (i) Through sleeping cars are operated between St. Louis and West Yellowstone (via Kansas City and Denver) during the Yellowstone Park season. First car of season leaves St. Louis for W. Yellowstone June 17. These trains are operated only during Yellowstone Park season. First departure from Salt Lake City, June 18. First return trip of the Yellowstone Special from W. Yellowstone, June 19; of the Yellowstone Express, June 20.

ST. JOSEPH AND GRAND ISLAND RAILWAY CO. UNION PACIFIC RAILROAD CO. BRANCH LINES

Mixed 187	Motor 577	1 Daily	3 Daily	Mls.	Table No. 23 Central Time	2 Daily	4 Daily	Motor 578	Mixed 188
9.00		8.15	0	0	St. Joseph Mo.	Ar	8.15	5.30	
9.15		8.22	1	1	Elwood Kan.	Lv	g	5.16	
9.35		8.30	5	5	Wathena "	"	7.52	5.09	
10.00		8.38	14	14	Blair "	"	g	5.00	
10.10		8.51	19	19	Troy "	"	7.38	4.52	
10.22		9.03	14	14	Moray "	"	g	4.39	
10.50		9.10	22	22	Stout 24	"	g	4.33	
11.05		9.17	25	25	Severance "	"	7.14	4.26	
11.15		9.26	29	29	Leona "	"	7.04	4.17	
11.35		9.37	34	34	Robinson "	"	6.53	4.07	
11.55		9.46	39	39	Manvil "	"	g	3.56	
12.05		10.00	43	43	Hiawatha	"	6.35	3.48	
12.15		10.17	50	50	Hamiln "	"	f 6.15	3.30	
12.30		10.26	54	54	Morrill "	"	f 6.07	3.22	
12.42		10.43	61	61	Sabetha "	"	5.55	3.08	
12.54		10.49	64	64	Oneda "	"	g	2.56	
13.05		11.01	69	69	Seneca "	"	f 5.33	2.47	
13.15		11.21	77	77	Baileyville	"	5.17	2.30	
13.25		11.37	84	84	Axtell "	"	5.02	2.15	
13.35		11.50	89	89	Summit "	"	4.51	2.05	
13.45		12.03	94	94	Beattie "	"	f 4.40	1.54	
13.55		12.15	99	99	Home "	"	4.29	1.42	
14.05		12.25	105	105	Upland "	"	4.16	1.30	
14.15		12.39	109	109	Carden "	"	g	1.18	
14.25		12.50	113	113	Ar. Marysville 27, 35	Ar	4.00	1.10	
14.35		1.10	118	118	Lv. Marysville	Lv	3.40	12.50	
14.45		1.21	118	118	Herkimer "	Ar	3.28	12.30	
14.55		1.31	123	123	Bremen "	"	3.20	12.17	
15.05		1.45	128	128	Hanover "	"	3.08	12.05	
15.15		1.53	133	133	Holtenberg	"	g	11.50	
15.25		2.02	142	142	Steele City, Neb.	"	2.50	11.42	
15.35		2.14	147	147	Endicott	"	2.25	11.20	
15.45		2.40	153	153	Fairbury	"	2.13	11.04	
15.55		3.03	161	161	Powell "	"	g	10.41	
16.05		3.16	167	167	Alexandria	"	1.37	10.30	
16.15		3.25	177	177	Belviders	"	1.19	10.05	
16.25		3.52	184	184	Carleton "	"	1.05	9.51	
16.35		4.08	191	191	Davenport	"	12.50	9.33	
16.45		4.18	196	196	Sedan "	"	g	9.21	
16.55		4.30	201	201	Edgar "	"	12.31	9.13	
17.05		4.50	209	209	Fairfield	"	12.16	8.55	
17.15		5.01	214	214	Lv. Anan	Lv	g	8.44	
17.25		5.10	218	218	Glenvil "	"	11.58	8.38	
17.35		5.18	222	222	Level "	"	g	8.30	
17.45		5.40	227	227	Hastings 32	"	11.40	8.20	
17.55		5.50	231	231	Farmer "	"	g	7.56	
18.05		6.00	235	235	Hansen "	"	g	7.50	
18.15		6.10	240	240	Doniphan "	"	11.05	7.40	
18.25		6.15	243	243	Haspur "	"	g	7.32	
18.35		6.20	245	245	River "	"	g	7.28	
18.45		6.25	248	248	Schlummer	"	g	7.24	
18.55		6.45	252	252	Ar. Grand Island 15, 16, 28, 30	Ar	10.40	7.15	

STOUT AND HIGHLAND

Mixed 33	Mixed 31	Mls.	Table No. 24 Central Time	Mixed 30	Mixed 32
* 4.36	* 9.15	0	Stout 23 Kan.	Ar	* 9.05
f 4.40	f 9.21	1	Ryan "	Ar	f 8.51
f 4.46	f 9.28	3	Ratcliff "	"	f 8.43
f 4.50	f 9.32	5	Marcell "	"	f 8.38
* 5.00	* 9.45	7	Highland "	Lv	* 8.30

UNION PACIFIC RAILROAD CO. BRANCH LINES

OMAHA, COLUMBUS AND ALBION

Mixed 81	23	Local 31-33	Mls.	Table No. 25 Central Time	Local 34-32	24	Mixed 82
* 12.25	* 6.05	* 11.55	0	Omaha Neb.	Ar	* 3.30	* 11.15
† 6.05	9.10	† 1.45	0	Columbus 15, 16, 26, 29	"	† 11.35	8.20
6.30	9.30	2.03	9	Oconee 26, 29	"	† 11.15	8.00
6.50	9.38	2.13	14	Monroe "	Lv	† 11.03	7.50
7.25	9.53	2.35	21	Genoa 26	"	† 10.45	7.35
f 7.50	† 10.08	f 2.50	28	Woodville	"	† 10.20	7.11
8.30	† 10.16	2.58	32	St. Edward	"	† 10.12	7.03
8.45	† 10.28	3.08	37	Boone "	"	† 10.00	6.50
† 9.15	* 10.45	† 3.20	43	Albion	Lv	† 9.45	* 6.35

OMAHA, COLUMBUS AND SPALDING

Mixed 79	23-509	Local 31	Mls.	Table No. 26 Central Time	Local 32	510-24	Mixed 80
* 4.15	* 6.05	* 11.55	0	Omaha Neb.	Ar	* 3.30	* 11.15
† 7.00	9.10	† 1.45	0	Columbus 15, 16, 25, 29	"	† 11.35	8.20
7.25	9.30	2.03	9	Oconee 25, 29	"	† 11.15	8.00
8.20	b 9.55	2.40	21	Genoa 25	"	† 10.40	b 7.25
f 8.35	† 10.07	f 2.52	26	Kent "	Lv	† 10.27	f 7.14
f 8.47	† 10.17	f 3.00	30	Merchiston	"	† 10.20	f 7.05
9.05	† 10.30	3.15	34	Pullerton	"	† 10.11	6.55
9.50	† 10.55	3.38	44	Fullgrade	"	† 9.50	6.32
10.35	† 11.15	3.58	51	Cedar Rapids	"	† 9.30	6.12
11.00	† 11.30	4.12	57	Primrose	"	† 9.16	5.57
† 11.40	* 11.50	† 4.30	65	Spalding	Lv	† 9.00	* 5.40

142	Local 47-505	Mixed *73	138 Daily	Table No. 27 Central Time	137 Daily	Mixed *74	Local 506-48	141
† 1.30	0	0	0	Co. Bluffs Tr. Ia.	Ar		† 12.01	
2.15	0	0	0	Omaha Neb.	"		11.35	
† 2.38	14	14	14	Lane "	"		† 11.01	
2.45	19	19	19	Elkhorn "	"		10.52	
2.51	22	22	22	Waterloo "	"		10.47	
3.02	26	26	26	Valley 15, 16, 28	Lv		10.40	
3.05	25	25	25	Valley "	Lv	† 4.45	10.40	
3.18	32	32	32	Yutan "	"	4.00	10.24	
3.30	37	37	37	Mead "	"	3.00	10.12	
3.45	44	44	44	Wahoon "	"	2.50	9.58	
4.00	52	52	52	Weston "	"	2.20	9.40	
4.12	58	58	58	Touhy "	"	1.50	9.25	
† 4.25	63	63	63	Valparaiso 28	"	1.35	† 9.15	
* 4.35	63	63	63	Valparaiso	Ar	4.35	1.35	* 9.10
4.42	67	67	67	Agnew "	Lv	† 4.22	12.55	9.00
4.50	67	67	67	Raymond "	"	† 4.15	12.40	8.50
5.15	82	82	82	Lincoln	Ar	3.55	† 12.05	8.25
5.15	82	82	82	Lincoln	Lv	3.55	† 12.05	8.25
5.15	82	82	82	Lincoln	Ar	3.55	† 12.05	8.25
† 7.00	† 7.17	† 7.35	† 7.35	Jamaica	Lv	† 3.38	† 12.05	† 7.56
† 7.24	† 7.41	† 7.51	† 7.51	Hanlon	"	† 3.34	† 11.20	† 7.51
7.39	7.49	7.55	7.55	Princeton	"	† 3.26	11.00	7.39
7.49	8.07	8.06	8.06	Cortland	"	† 3.20	10.45	7.27
8.07	8.25	8.25	8.25	Pickrell	"	† 3.04	10.05	7.08
8.25	* 6.45	2.50	11.20	Beatrice 36	"	2.50	† 9.45	* 6.50
8.30				Beatrice	Ar	2.45		6.30
8.50				Holmesville	Lv	2.25		6.07
9.07				Blue Springs	"	2.10		5.50
9.28				Barnston	"	1.52		5.27
9.42				Oketo Kan	"	1.40		5.13
9.46				Marietta	"	1.36		5.09
† 9.51	188-170	578-104	† 1.00	Hull	"	† 1.32	103-577	Mixed 187
† 10.15	† 11.00	† 7.30	1.20	Marysville 35	Ar	1.00	† 7.00	† 4.50
	11.25	7.40	1.35	Upland	Lv	12.45	6.45	† 12.05
	† 11.45	7.51	1.45	Winifred	"	12.30	6.30	† 11.45
	12.18	8.03	1.57	Frankfort	"	12.18	6.15	† 11.20
	† 12.40	8.13	† 2.06	Sullivan	"	† 12.07	6.00	† 11.00
	1.00	8.23	2.14	Lillis	"	11.59	5.51	† 10.30
	2.15	9.00	2.42	Onaga 35	"	11.35	5.22	† 10.15
	† 2.40	† 9.18	† 2.59	Aikins	"	† 11.18	5.00	† 9.00
	† 3.10	9.29	3.10	Emmett	"	11.08	4.48	† 8.35
	3.40	9.43	3.23	Della	"	10.54	4.33	† 8.20
	† 4.17	9.58	† 3.38	Grove	"	† 10.38	4.17	† 7.40
	4.40	10.20	4.00	Menoken 21	"	10.20	4.00	† 7.20
	† 5.00	† 10.30	4.20	Topeka 21	Ar	10.10	† 3.40	† 7.00
	* 6.50	* 2.15	4.20	Topeka	Lv	10.10	† 12.40	* 2.50
				Grantville	Lv	9.49		
	† 7.12	† 4.40	† 2.52	Newman	"	† 9.40		
		† 4.46	† 2.55	Perry	"	9.32		† 2.21
		† 4.50	† 2.59	Williamst'n	"	9.27		
		5.05	† 2.68	Lawrence 21, 35	"	9.13	11.47	2.05
		† 5.15	† 2.75	Fall Leaf	"	† 9.00		
		† 5.22	† 2.78	Linwood	"	8.54		
		† 5.28	† 2.84	Lenape	"	† 8.46		
		† 5.32	† 2.90	Loring	"	† 8.42		
		† 5.41	† 2.90	Bonner Spgs.	"	8.36		† 1.31
		† 5.47	† 2.94	Edwardsville	"	† 8.29		
		† 5.53	† 2.98	Muncie	"	† 8.23		
	8.35	4.00	6.20	Kansas City	Ar	8.07	10.47	1.07
	* 8.45	* 4.10	6.30	Kansas City, Mo. Lv	Ar	8.00	† 10.40	* 1.00

COUNCIL BLUFFS, OMAHA, VALPARAISO, CENTRAL CITY

Mixed *73-75	Motor 507	Local 47	Mls.	Table No. 28 Central Time	Local 48	Motor 508	Mixed *76-74
† 7.30		† 1.30	0	Council Bluffs (Transfer Sta.) Ia.	Ar	† 12.01	
7.55		2.15	25	Omaha Neb.	"	11.35	
8.20		3.02	25	Valley 15, 16, 27	Lv	10.40	† 4.45
9.00		3.05	25	Valley	Lv	10.40	4.00
9.40		3.18	32	Yutan	"	10.12	3.30
10.05		3.30	37	Mead	"	9.58	2.50
† 10.15	Motor 507	4.00	52	Weston	"	9.40	2.20
† 11.15	† 7.00	† 9.15	4.12	Touhy	"	9.25	† 1.50
	† 7.25	† 9.33	4.25	Valparaiso	"	9.15	† 1.35
	† 7.45	† 9.45	4.40	Valparaiso 27	Ar	9.05	* 4.20
	† 7.45	† 9.45	4.40	Loma	Lv	† 8.39	† 4.00

UNION PACIFIC RAILROAD CO., BRANCH LINES

OMAHA, COLUMBUS AND NORFOLK

Mixed 77	Motor 529	Mls.	Table No. 29 Central Time		Motor 530	Mixed 78
* 4.10	* 4.40		Lv.	Omaha	Neb. Ar	* 3.30 † 7.50
† 6.25	7.05	0	“	Columbus 15, 16, 25, 26	“	“ † 11.25 4.35
6.50	7.23	9	“	Oconee 25, 26	“	“ † 11.05 4.10
7.25	7.34	15	“	Platte Center	“	“ † 10.50 3.45
7.53	7.45	20	“	Tarnov	“	“ † 10.38 3.15
8.40	7.57	26	“	Humphrey	“	“ † 10.23 2.45
8.50	f 8.04	29	“	Peck	“	“ † 10.18 2.22
9.25	f 8.18	35	“	Madison	“	“ † 10.05 2.05
f 9.50	f 8.29	41	“	Enola	“	“ † 9.50 1.43
10.05	f 8.38	45	“	Warnerville	“	“ † 9.40 1.30
† 10.30	* 9.00	50	Ar	Norfolk	“	Lv * 9.25 † 1.15

OMAHA, GRAND ISLAND AND ORD

Mixed *83	Motor 511	Local 35	Mls.	Table No. 30 Central Time		Local 36	Motor 512	Mixed *84
*12.25	*12.25	*11.55		Lv.	Omaha	Neb. Ar	* 3.30 † 7.50	*12.05
† 7.20	7.00	† 3.30	0	“	Grand Island 15, 16, 23, 28, 31	“	“ † 9.50 3.25	† 5.20
7.50	7.27	f 3.54	11	“	St. Libory	“	“ † 9.20 2.47	4.45
	f 7.39	f 4.06	17	“	Dublin	“	“ † 9.06 f 2.33	
8.45	8.00	4.21	22	“	St. Paul 31	“	“ † 8.45 2.20	4.21
9.20	8.25	4.41	31	“	Elba	“	“ † 8.25 1.55	3.05
9.45	8.41	4.55	37	“	Cotesfield	“	“ † 8.07 1.40	2.45
10.25	9.12	5.18	46	“	Scotia	“	“ † 7.42 1.17	2.10
11.00	9.30	5.36	49	“	North Loup	“	“ † 7.26 1.00	1.40
			54	“	Olean	“		
† 11.40	*10.00	† 6.05	61	Ar	Ord	“	Lv † 7.00	*12.30 † 1.00

OMAHA, GRAND ISLAND, LOUP CITY, PLEASANTON

Mixed 87-85	Motor 83-513	Motor 35-515	Mls.	Table No. 31 Central Time		Motor 514-36	Motor 516-512	Mixed 88-84
*12.25	*12.25	*11.55		Lv.	Omaha	Neb. Ar	* 3.30 † 7.50	*12.05
† 7.00	† 7.20	† 3.30	0	“	Grand Island 15, 16, 23, 28, 30	“	“ † 9.50 † 3.25	† 5.20
8.45	9.10	4.25	22	“	St. Paul 30	“	“ † 8.45 2.20	3.55
9.05	9.35	4.50	30	“	Dannebrog	“	“ † 8.20 1.50	3.30
	f 9.50	f 5.05	36	“	Kenyon	“	“ † 8.08 f 1.35	
9.25	10.06	5.20	41	Ar	Boelus	“	“ † 7.58 1.25	3.05
			48	“	Boelus	“	“ † 7.58 1.25	3.05
10.10			10	Lv.	Nantasket	“	“ † 7.58 1.25	3.05
10.18			12	“	So. Ravenna	“	“ † 7.58 1.25	3.05
10.30			16	“	Poole	“	“ † 7.58 1.25	3.05
10.50			22	Ar	Pleasanton	“	“ † 7.58 1.25	3.05
12.30	10.05	5.20	41	Lv.	Boelus	“	“ † 7.58 1.25	3.05
1.00	10.25	5.38	48	“	Rockville	“	“ † 7.40 1.00	2.35
	10.42	f 5.52	55	“	Austin	“	“ † 7.24 † 1.43	
† 1.30	† 11.00	† 6.10	61	Ar	Loup City	“	Lv † 7.10	† 12.30 † 2.00

HASTINGS AND KEARNEY

Mixed 265	Mls.	Table No. 32 Central Time		Mixed 266
† 1.00	0	Lv.	Hastings 23	Neb. Ar † 7.30
f 1.20	7	“	Newmarch	“ † 6.45
f 1.35	13	“	Hayland	“ † 6.20
f 1.55	20	“	Denman	“ † 5.50
2.15	28	Ar	Gibbon 15, 16	“ † 5.20
f 2.24	32	Lv.	Gibbon	“ † 5.15
f 2.33	36	“	Optic	“ † 5.06
† 2.45	41	Ar	Kearney 15, 16, 33	“ † 4.57
		“		“ † 4.45

OMAHA, KEARNEY AND STAPLETON

Mixed *95	Motor 519	517	Mls.	Table No. 33 Central Time		Motor 520	Mixed *96
*12.25	*11.55	*12.25		Lv.	Omaha	Neb. Ar	*12.05 † 3.30 † 7.50
8.20	4.35	7.30	0	“	Kearney 15, 16, 32	“	“ † 4.15 10.25 1.45
f 8.47	f 4.47	f 7.44	6	“	Glenwood Park	“	“ † 3.57 f 9.59 f 1.25
9.00	4.55	7.57	10	“	Riverdale	“	“ † 3.45 9.44 1.10
9.30	5.10	8.14	17	“	Amherst	“	“ † 3.30 9.30 12.40
f 9.50	f 5.23	f 8.30	23	“	Watertown	“	“ † 3.17 f 9.17 † 12.15
10.10	5.31	8.40	26	“	Miller	“	“ † 3.08 9.10 12.01
10.32	5.45	8.58	33	“	Summer	“	“ † 2.53 8.58 11.30
10.55	f 6.02	9.16	40	“	Eddyville	“	“ † 2.36 8.42 10.55
11.25	f 6.13	f 9.31	46	“	Lomax	“	“ † 2.22 f 8.29 † 10.05
11.50	6.25	9.44	52	“	Oconto	“	“ † 2.07 8.17
12.10	f 6.41	10.00	59	“	Lodi	“	“ † 1.51 f 8.03 9.05
12.50	7.00	10.14	66	“	Callaway	“	“ † 1.37 7.50 8.45
f 1.20	f 7.16	10.29	73	“	Mildade	“	“ † 1.20 f 7.34 † 8.18
f 1.40	f 7.21	10.34	76	“	Finchville	“	“ † 1.11 f 7.29 † 8.10
2.25	7.38	10.49	83	“	Arnold	“	“ † 12.57 7.15 7.50
2.50	f 7.53	11.05	91	“	Logan	“	“ † 12.40 f 7.00 † 7.28
f 3.15	f 8.10	11.24	99	“	Gandy	“	“ † 12.25 f 6.45 † 7.08
† 3.30	† 8.20	† 11.35	102	Ar	Stapleton	“	Lv † 12.20 † 6.40 † 7.00

*Daily, † Daily except Sunday, ‡ Daily except Saturday, || Meals. (a) Nos. 73 and 74 arrive at and depart from Union Pacific Freight Station, therefore no baggage checked. (b) Motor passenger between Genoa and Spalding. No baggage checked. (c) Stops to take on paying passengers for points served by Union Pacific trains Nos. 11, 19 and 25. (f) Stops only on signal. (g) Stops to let off paying passengers from points served by Union Pacific trains Nos. 2, 3, 14, 15, 16, 18, 20, 26, and 28. (h) Stops to let off paying passengers from St. Joseph. (i) Stops to take on paying passengers for St. Joseph and beyond. (k) Leaves Gering 9.25 a. m. (m) Stops to let off paying passengers from west of New Cambria. (▲) Motor. ● No baggage checked on these trains.

Time from 12:01 midnight to 12:00 noon shown in light face type; time from 12:01 noon to 12:00 midnight shown in heavy face type.

OMAHA, NORTH PLATTE AND SOUTH TORRINGTON

Mixed 91	Mixed *97	53 Daily	Mls.	Table No. 34 Mountain Time		54 Daily	Mixed *98	Mixed 92
		12.25		Lv.	Omaha	Neb. Ar	6.25	
		8.00	0	“	North Platte 15, 16	“	9.00	
† 6.50	8.40	0	“	O'Fallons 15, 16	“	8.15	† 2.25	
† 7.15	f 8.50	6	“	Glenburnie	“	f 8.00	† 2.00	
† 7.35	9.02	13	“	Sarben	“	f 7.46	f 1.40	
† 7.55	f 9.14	20	“	Nevens	“	f 7.33	f 1.20	
8.35	9.30	28	“	Keystone	“	f 7.16	12.55	
f 8.55	f 9.43	35	“	Martin	“	f 7.02	† 12.10	
f 9.15	9.53	41	“	Lemoyno	“	f 6.51	† 11.50	
f 9.35	10.07	48	“	Belmar	“	f 6.36	† 11.30	
10.29	10.29	59	Ar	Lewellen	“	f 6.16	10.29	
11.02	10.38	62	“	Lutherville	“	f 6.09	† 10.05	
12.20	10.55	70	“	Oshkosh	“	f 5.53	9.35	
† 12.40	11.06	75	“	Penn	“	f 5.42	f 9.12	
f 1.05	11.19	81	“	Lytle	“	f 5.30	f 8.55	
1.35	11.29	86	“	Lisco	“	f 5.20	8.40	
f 1.55	11.58	91	“	Kuhn	“	f 4.48	f 8.20	
2.40	12.17	100	“	Broadwater	“	f 4.30	7.50	
† 3.40	12.44	113	“	Northport	“	f 4.02	† 7.05	
† 7.00	f 1.19	126	“	South Bayard	“	f 3.35	† 1.25	
† 7.25	f 1.22	127	“	Chimney Rock	“	f 3.33	f 1.22	
f 7.40	1.31	131	“	McGrew	“	f 3.24	f 1.05	
f 8.00	1.42	137	“	Melbeta	“	f 3.13	† 12.40	
k 8.25	1.20	145	“	Gering	“	2.55	12.01	
f 9.50	2.25	152	“	Haig	“	2.25	† 10.54	
† 10.37	f 2.46	161	“	South Morrill	“	f 2.01	† 10.20	
11.30	f 3.02	167	“	Lyman	“	f 1.50	10.05	
† 11.45	f 3.13	173	“	Huntley	Wyo.	f 1.33	f 9.40	
12.40	3.33	181	“	Yoder	“	f 1.16	9.10	
f 1.04	3.48	187	“	Veteran	“	f 1.04	f 8.45	
f 1.40	4.09	195	“	Cottler	“	12.44	f 8.15	
† 2.00	4.20	199	Ar	South Torrington	“	Lv 12.30	† 8.00	

LAWRENCE, LEAVENWORTH AND MILTONVALE

Mixed 172	191-192	Motor 576-515	Mls.	Table No. 35 Central Time		Motor 516-575	522-192	Mixed 171
† 9.30		† 3.10	0	Lv.	Lawrence 21, 27	Kan. Ar	† 11.25	† 5.00
f 9.45		f 3.20	5	“	Six Corners	“	† 11.12	f 4.18
10.00		3.26	9	“	Reno	“	11.06	f 4.04
10.53		f 3.39	13	“	Tonganoxie	“	10.53	3.39
11.05		f 3.44	15	“	Moore	“	10.48	f 3.07
11.10		f 3.48	17	“	Big Stranger	“	10.43	f 3.02
11.18		f 3.54	20	“	Hoge	“	10.36	f 2.52
11.38		4.06	24	“	Fairmount	“	10.28	f 2.40
12.05		4.22	29	“	Lansing	“	10.14	2.18
12.12		4.27	30	“	Cochrane	“	10.10	2.08
† 12.30		4.40	34	Ar	Leavenworth	“	Lv 10.01	† 1.57
† 8.30		5.30	34	Lv.	Leavenworth	“	9.50	† 10.30
f 9.25		f 5.50	41	“	Hund	“	f 9.25	f 9.30
f 9.47		f 6.02	45	“	Pleasant Ridge	“	f 9.13	f 9.00
10.10		6.16	49	“	Easton	“	9.00	8.40
10.30		f 6.28	54	“	Lee	“	f 8.48	f 8.00
11.00		6.46	58	“	Winchester	“	8.38	7.40
11.20		f 6.59	63	“	Boyle	“	f 8.25	f 6.59
12.05		7.19	69	“	Valley Falls	“	8.10	6.30
12.30		f 7.31	74	“	Half Mound	“	f 7.51	f 5.55
12.50		7.40	78	“	Arrington	“	7.41	5.40
1.05		7.48	80	“	Larkinburg	“	7.35	5.18
f 1.48		f 7.58	85	“	Drake	“	f 7.25	f 5.00
2.20		8.13	89	“	Holton	“	f 7.15	4.45
2.50		8.30	97	“	Circleville	“	6.56	3.55
3.30		8.47	103	“	Soldier	“	6.36	3.50
3.50		9.05	110	“	Havensville	“		

UNION PACIFIC RAILROAD CO., BRANCH LINES

KANSAS CITY, JUNCTION CITY, CONCORDIA, BELLEVILLE

Mixed 175	Motor 547	Mls.	Table No. 37 Central Time		Motor 548	Mixed 176
* 1.00	* 10.40	--	Lv	Kansas City	Mo.	Ar * 4.10
† 6.15	3.35	0	Lv	Junction City 21	Kan.	† 6.30
† 6.40	3.53	8	Lv	Alda	"	† 11.33 5.35
7.00	4.03	14	"	Milford	"	" 11.23 5.10
7.25	4.14	19	"	Wakefield	"	" 11.12 4.45
† 7.40	4.22	23	"	Gatesville	"	† 11.04 f 4.22
7.55	4.32	28	"	Broughton	"	" 10.54 f 3.50
8.30	4.50	33	"	Clay Center 35	"	" 10.43 3.00
9.15	5.05	41	"	Morganville	"	" 10.23 2.05
9.57	5.20	49	"	Clifton	"	" 10.07 1.45
10.04	5.22	50	"	Vining	"	" 10.04 1.40
10.35	5.35	56	"	Clyde	"	" 9.51 1.25
11.05	5.51	63	Ar	Lawrenceburg	"	" 9.35 1.05
* 11.35	* 6.06	71	"	Concordia	"	* 9.20 * 12.35
* 12.20	* 6.21	71	Lv	Concordia	"	Ar * 9.05 * 12.20
12.50	6.36	63	"	Lawrenceburg	"	" 8.50 11.53
† 1.00	6.40	65	Lv	Hollis	"	† 8.46 11.45
1.25	6.52	71	"	Talmo	"	" 8.34 11.30
† 2.15	* 7.15	80	Ar	Belleville	"	† 8.15 * 11.00

KANSAS CITY, SALINA, SOLOMON AND BELOIT

Mixed 165	Motor 532	Mls.	Table No. 38 Central Time		Motor 531	Mixed 166
* 1.00	* 10.40	--	Lv	Kansas City	Mo.	Ar * 4.10 * 8.45
† 3.40	0	0	Lv	Salina 21, 39, 40, 106	Kan.	† 11.35 * 4.50
† 3.53	6	6	"	New Cambria 21	"	" 11.20
† 8.15	4.30	14	"	Solomon 21	"	" 10.50 † 1.30
8.40	4.45	21	"	Niles	"	" 10.33 12.55
† 8.50	4.53	23	"	Verdi	"	" 10.23 12.40
9.20	5.07	29	"	Bennington	"	" 10.10 12.20
† 9.55	5.22	35	"	Lindsey	"	" 9.55 11.50
10.15	5.34	38	"	Minneapolis	"	" 9.48 11.30
† 11.00	5.50	43	"	Sunnerville	"	† 9.32 11.00
11.45	6.05	49	"	Delphos	"	" 9.21 10.40
12.15	6.22	56	"	Glasco	"	" 9.05 10.15
12.45	6.35	61	"	Simpson	"	" 8.53 10.00
1.15	6.41	64	"	Asherville	"	" 8.45 9.50
† 2.00	* 7.00	72	Ar	Beloit	"	† 8.30 † 9.30

KANSAS CITY, SALINA AND McPHERSON

Motor 583	Motor 581	Mls.	Table No. 39 Central Time		Motor 582	Motor 584
* 10.40	* 1.00	--	Lv	Kansas City	Mo.	Ar * 4.10 * 8.45
5.00	10.30	0	Lv	Salina 21, 38, 40, 106	Kan.	† 9.35 2.15
5.18	10.50	8	"	Mentor	"	" 9.05 1.45
5.27	11.00	12	"	Assaria	"	" 8.55 1.35
5.37	11.10	16	"	Bridgeport	"	" 8.45 1.25
5.50	11.28	21	"	Lindsborg	"	" 8.33 1.13
† 6.03	11.39	27	"	Johnstown	"	† 8.20 † 1.00
† 6.12	11.50	30	"	Hilton	"	† 8.12 † 12.52
* 6.30	* 12.09	36	Ar	McPherson	"	Lv * 8.00 * 12.40

KANSAS CITY, SALINA, PLAINVILLE AND OAKLEY

Mixed 185	Motor 585	533 Daily	Mls.	Table No. 40 Central Time		534 Daily	Motor 586	Mixed 186
* 10.40	* 1.00	--	Lv	Kansas City	Mo.	Ar * 7.55 * 4.10		
† 5.10	8.10	0	Lv	Salina 21, 38, 39, 106	Kan.	† 5.00 † 10.15		
† 5.17	8.20	4	"	Trenton	"	† 4.39 † 9.58		
† 5.21	8.25	6	"	Shipton	"	† 4.31 † 9.53		
† 5.26	8.30	9	"	Culver	"	† 4.26 † 9.47		
5.31	8.37	12	"	Tescott	"	4.20 9.41		
5.44	8.59	19	"	Beverly	"	4.07 9.26		
5.56	9.15	24	"	Shady Bend	"	3.55 9.15		
6.01	9.22	27	"	Lincoln Center 106	"	3.46 9.05		
6.18	9.40	34	"	Vesper	"	3.31 8.45		
6.32	9.55	41	"	Sylvan Grove	"	3.15 8.30		
6.46	10.10	47	"	Lucas	"	3.03 8.13		
7.25	10.30	56	"	Lura	"	2.43 7.53		
7.45	10.50	66	"	Waldo	"	2.27 7.36		
8.03	11.08	72	"	Paradise	"	2.11 7.22		
8.25	11.28	79	"	Atoma	"	1.53 7.02		
8.45	11.48	87	"	Codell	"	1.36 6.45		
9.05	12.08	95	"	Plainville	"	1.18 6.30		
9.40	12.30	104	Ar	Plainville	"	1.00 6.15		
† 7.00	8.50	104	Lv	Plainville	"	† 11.30 † 5.05 † 2.30		
7.50	9.24	118	"	Palco	"	† 10.58 † 4.34 † 1.45		
8.15	9.36	123	"	Damar	"	† 10.47 † 4.20 † 1.25		
8.40	9.53	129	"	Bogue	"	† 10.33 † 4.04 † 12.58		
9.15	† 10.15	138	"	Hill City	"	† 10.15 † 3.45		
10.00	1.18	145	"	Penokee	"	10.00	11.45	
11.15	1.48	155	"	Morland	"	9.48	11.15	
11.35	2.00	155	"	Studley	"	9.36	10.30	
12.40	2.35	170	"	Hoxie	"	9.05	9.45	
1.35	3.10	186	"	Menlo	"	8.32	8.50	
2.40	3.50	204	"	Colby	"	7.55	8.05	
† 3.13	4.15	213	"	Mingo	"	† 7.26	† 7.26	
† 4.00	5.00	225	Ar	Oakley 21	"	Lv * 7.00	† 6.20	

DENVER AND BOULDER

Motor 553 Daily	Motor 561-551 Daily	Mls.	Table No. 41 Mountain Time		Motor 552-13 Daily	Motor 554-562 Daily
	8.20	0	Lv	Denver	Colo.	Ar 2.00 5.40
1.30	a	19	"	Brighton 20, 21	"	Ar 12.50 a
† 1.40	a	23	Lv	Yoxall	"	† 12.37 a
1.50	10.45	27	"	St. Vrain 42, 43	"	Ar 12.28 3.30
1.57	10.53	31	"	Parkdale Jct.	"	Lv 12.18 3.21
2.05	11.00	34	"	Erle	"	" 12.10 3.14
2.08	11.04	36	"	Tabor	"	† 12.06 f 3.10
† 2.14	11.11	39	"	Liggett	"	† 11.59 f 3.03
† 2.22	11.20	43	"	Valmont	"	" 11.50 2.55
2.40	11.35	47	Ar	Boulder	"	Lv 11.40 2.45

DENVER AND FT. COLLINS

559 Daily	563 Daily	561 Daily	Mls.	Table No. 42 Mountain Time		560 Daily	562 Daily	558-13
5.55	8.20	0	Lv	Denver	Colo.	Ar 10.45 5.40 * 6.20		
6.23	8.48	14	"	East Lake	"	Lv 10.10 f 5.10		10.43
3.30	6.40	0.05	"	St. Vrain 41, 43	"	Ar 9.53 4.53 10.43		
† 3.38	6.50	12	"	Frederick	"	Lv 9.42 4.43 10.33		
† 3.41	6.54	16	"	Firestone	"	† 9.36 f 4.37 10.29		
† 3.46	6.59	19	"	Harney	"	† 9.30 f 4.32 10.25		
† 3.53	7.07	23	"	Gowanda	"	† 9.23 f 4.25 10.18		
4.10	7.15	27	"	Wild Cat	"	† 9.17 f 4.18 10.10		
4.30	7.25	31	Ar	Dent	"	9.10 4.10 9.56		
		31	Lv	Dent	"			9.56
		43	Ar	La Salle 20, 21, 43	"			* 9.40
		43	Lv	La Salle	"			4.30
		43	Ar	Dent	"			4.10
7.25	9.56	43	Lv	Dent	"	9.10 4.05		
7.31	10.01	44	"	Milliken	"	9.00 3.55		
† 7.41	10.10	50	"	Koenig	"	† 8.50 f 3.46		
† 7.49	10.15	52	"	Kelim	"	† 8.45 f 3.41		
† 7.58	10.24	56	"	Boyd Lake	"	† 8.38 f 3.32		
† 8.05	10.31	59	"	Redmond	"	† 8.32 f 3.27		
† 8.12	10.38	62	"	Harmony	"	† 8.25 f 3.20		
8.25	10.50	68	Ar	Fort Collins	"	Ar 8.15 3.10		
		68	Lv	Fort Collins	"			d 12.00
d 2.00		107	Ar	Estes Park	"			d 9.00
d 5.00			Ar	(Rocky Mtn. Nat'l Park)	"			

DENVER, GREELEY AND BRIGGSDALE

Mixed 193	103-191 Daily	Mls.	Table No. 43 Mountain Time		192-126 Daily	Mixed 194
	8.00	0	Lv	Denver	Colo.	Ar 4.45
	8.26	20	"	Brighton	"	Lv 4.00
	8.46	26	"	Lupton	"	" 3.46
	9.18	46	Ar	La Salle 20, 21, 42	"	" 3.05
	9.18	46	Lv	La Salle	"	" 3.05
	† 9.23	48	"	Evans	"	† 2.57
	9.35	52	Ar	Greeley	"	" 2.46
c 10.00	b 10.00	0	Lv	Greeley 21, 44	"	b 1.40 c 12.45
c 10.20	10.20	6	"	Cloverly 44	"	Lv 1.20 c 12.25
	f	8	"	Alden	"	" f
	† 10.33	10	"	Gill	"	† 1.05
	† 10.47	15	"	Barnesville	"	† 12.45
	† 10.59	19	"	Cornish	"	† 12.30
	† 11.13	23	"	Fosston	"	† 12.10
	b 11.25	28	Ar	Briggsdale	"	Lv b 11.55

GREELEY AND PURCELL

Mixed 193	Mls.	Table No. 44 Mountain Time		Mixed 194
* 8.00	--	Lv	Denver	Colo. Ar * 4.45
c 10.00	0	"	Greeley 21, 43	" Ar c 12.45
10.20	6	Ar	Cloverly 43	" Lv 12.25
† 10.40	11	"	Galeton	" " † 12.05
† 10.55	15	"	Camfield	" " † 11.50
† 11.05	17	"	Meyer	" " † 11.40
c 11.15	20	Ar	Purcell	" Lv c 11.30

ECHO AND PARK CITY

Mixed 225	Mls.	Table No. 45 Mountain Time		Mixed 226
* 8.30	0	Lv	Echo 15, 16	Utah Ar * 3.00
8.55	5	"	Coalville	" Lv 2.35
† 9.18	13	"	Wanship	" " † 2.00
* 10.25	28	Ar	Park City	" Lv * 1.00

* Daily. † Daily except Sunday. (a) Runs via East Lake, not via Brighton. See Table 42. (b) Mon., Wed. and Fri. (c) Tues. Thur. and Sat. (d) Service in effect during Park season, about June 15 to October 1. (e) Connection arrives Denver via Brighton, not via East Lake. See table 41. (f) Stops only on signal. * Motor. † Meals. * No baggage checked between Lawrenceburg and Concordia.

OREGON SHORT LINE RAILROAD CO., BRANCH LINES

MINIDOKA, OAKLEY, TWIN FALLS, BUHL, ROGERSON, WELLS

151 Daily	31-155 Daily	31-83 -339	Mls.	Table No. Mountain Time 57		156-42 Daily	84-340-34	152 Daily
11.10	11.50	*11.50	0	Lv	Salt Lake City	Utah	Ar	6.10
5.00	9.55	* 8.40	170	Lv	Pocatello	Ida.	Ar	12.10
▲ 9.05	▲ 1.15	*10.35	0	Lv	Minidoka 19, 58		Ar	▲ 10.00
▲ 9.20	▲ 1.29	*10.50	8	Lv	Acequia		Ar	▲ 9.43
▲ 9.35	1.45	11.05	14	Ar	Rupert 58		Ar	9.35
	1.57	11.16	20	Lv	Heyburn		Ar	9.18
	2.10	11.30	22	Ar	Burley 59, 60		Ar	9.11
		1.05	44	Ar	Oakley 60		Ar	1.20
f 2.18	f 11.38	26		Lv	Starr's Ferry		Ar	f 8.54
f 2.33	f 11.49	34		Lv	Milner		Ar	f 8.41
2.47	12.02	41		Lv	Murtaugh		Ar	8.29
3.06	12.17	50		Lv	Hansen		Ar	8.08
3.16	12.25	53		Lv	Kimberly		Ar	7.54
3.35	12.45	59		Ar	Twin Falls		Ar	7.40
3.50	* 1.01	66		Lv	Filler		Ar	7.17
▲ 4.10	* 1.20	74		Lv	Buhl		Ar	7.00
	b 1.15	0		Lv	Twin Falls		Ar	d 4.05
	f 1.35	7		Lv	Godwin		Ar	f 3.35
	f 1.50	11		Lv	Berger		Ar	f 3.25
	2.20	19		Lv	Hollister		Ar	2.55
	3.00	29		Lv	Rogerson		Ar	2.15
	f 4.25	56		Lv	Delaplain	Nev.	Ar	f 12.38
	5.35	69		Lv	Contact		Ar	12.01
	f 7.10	94		Lv	Red Point		Ar	f 10.30
	8.00	103		Lv	Summer Camp		Ar	10.00
	f 8.20	109		Lv	Melanco		Ar	f 9.35
	b 9.10	124		Lv	Wells		Ar	d 8.45

RUPERT AND BLISS

	151 Motor	Mls.	Table No. Mountain Time 58		152 Motor
	* 9.05		Lv	Minidoka 19, 57	Ida. Ar
	f 9.20		Lv	Acequia 57	
	9.35	0	Lv	Rupert 57	
	9.48	6	Lv	Paul	
	f 10.08	16	Lv	Schodde	
	10.24	24	Lv	Hazelton	
	10.36	28	Lv	Eden	
	11.22	48	Lv	Jerome	
	11.42	57	Lv	Wendell	
	*12.15	74	Ar	Bliss 19	Ida. Ar

BURLEY AND IDAHOME

	Mixed 389	Mixed 387	Mls.	Table No. Mountain Time 59		Mixed 388	Mixed 390
a	7.00	c 9.20	0	Lv	Burley 57, 60	Ida. Ar	c 10.50
	f 7.40	c 10.00	9	Ar	Declo		Lv c 10.10
a	8.40		28	Ar	Idahome		Lv a 8.50

BURLEY AND OAKLEY

	Mixed 337	Mls.	Table No. Mountain Time 60		Mixed 338
	f 11.40	0	Lv	Burley 57, 59	Ida. Ar
	f 11.52	3	Lv	Beetville	
	f 12.04	5	Lv	Pella	
	f 12.19	9	Lv	Kenyon	
	f 12.39	16	Lv	Trout	
	f 12.48	18	Lv	Marion	
	† 1.05	22	Ar	Oakley, 57	Ida. Ar

SHOSHONE AND KETCHUM

	161 Daily	Mls.	Table No. Mountain Time 61		162 Daily
▲	9.30	0	Lv	Shoshone 19, 62	Ida. Ar
	10.00	15	Lv	Richfield 62	
	10.51	37	Lv	Picabo	
	11.34	52	Lv	Bellevue	
	11.47	57	Lv	Hailey	
▲	12.15	69	Ar	Ketchum	Ida. Ar

RICHFIELD AND HILL CITY

	Mixed 347	Mls.	Table No. Mountain Time 62		Mixed 348
	† 10.00	0	Lv	Shoshone 19, 61	Ida. Ar
	10.50	15	Lv	Richfield 61	
	f 11.03	20	Lv	Rawson	
	f 11.18	25	Lv	Burmah	
	f 11.46	37	Lv	Magic	
	f 12.10	47	Lv	Macon	
	f 12.35	55	Lv	Selby	
	1.01	59	Lv	Fairfield	
	† 1.40	73	Ar	Hill City	Ida. Ar

NAMPA AND MURPHY

	Mixed 357	Mls.	Table No. Mountain Time 63		Mixed 358
	† 8.00	0	Lv	Nampa 19, 64	Ida. Ar
	f 8.35	9	Lv	Bowmont	
	9.00	15	Lv	Melba	
	f 9.20	20	Lv	Warrens	
	† 10.00	30	Ar	Murphy	Ida. Ar

NAMPA AND McCALL

	385 Mixed	Mls.	Table No. Mountain Time 64		386 Mixed
	† 8.00	0	Lv	Boise	Ida. Ar
	8.40	9	Lv	Nampa 19, 63	
	f 9.05	19	Lv	Middleton	
	f 9.20	22	Lv	Jenness	
	10.00	27	Lv	Bramwell	
	10.55	41	Ar	Emmett 68	
	11.40	50	Lv	Montour	
	1.00	64	Lv	Horseshoe Bend	
	2.55	83	Lv	Banks	
	3.45	93	Lv	Smith's Ferry	
	f 3.55	95	Lv	Cabarton	
	4.45	99	Lv	Belvidere	
	f 5.15	108	Lv	Cascade	
	6.05	115	Lv	Arling	
	† 7.00	129	Ar	Donnelly	
			Ar	McCall	Ida. Ar

CALDWELL AND WILDER

	Mixed 361	Mls.	Table No. Mountain Time 65		Mixed 362
	† 1.30	0	Lv	Caldwell 19	Ida. Ar
	f 2.10	7	Lv	Greenleaf	
	† 2.30	11	Ar	Wilder	Ida. Ar

NYSSA, HOMEDALE AND ERB

	Mixed 363	Mls.	Table No. Mountain Time 66		Mixed 364
	e 10.15	0	Lv	Nyssa 19	Ore. Ar
	f 10.35	7	Lv	Kingman	
	f 10.40	8	Lv	Overstreet	
	f 10.50	11	Lv	Adrian	
	f 11.10	17	Lv	Napton	
	f 11.25	21	Lv	McCord	Ida. Ar
	11.45	25	Lv	Homedale	
	f 11.55	27	Lv	Stacey	
	f 12.05	31	Lv	Claytonia	
	e 12.15	33	Ar	Erb	Ida. Ar

ONTARIO, VALE AND BROGAN; VALE, CRANE AND BURNS

(See note below regarding Mountain and Pacific Time)

	Mixed 373	Mixed 369	Mls.	Table No. Mountain Time 67		Mixed 370	Mixed 374
	d 8.00	† 9.15	0	Lv	Ontario 19	Ore. Ar	† 4.10
	f 8.10	f 9.30	4	Lv	Cairo		f 3.50
	f 8.25	f 9.40	10	Lv	Mallett		f 3.35
	8.35	10.25	16	Ar	Vale		3.20
	8.50		16	Lv	Vale	Ar	12.30
	f 9.20		24	Lv	Dennis		f 12.01
	f 9.30		27	Ar	Lancaster		f 11.50
	f 9.55		33	Ar	Jamieson		f 11.25
	d 10.30		39	Ar	Brogan		d 10.50
	10.25		16	Lv	Vale	Ar	3.20
	f 10.50		24	Ar	Hope		f 2.45
	f 11.20		35	Lv	Little Valley		f 2.15
	12.25		42	Lv	Harper		1.55
	f 1.25		62	Lv	Jonesboro		f 12.19
	2.15		74	Lv	Juntura		11.45
	f 2.55		87	Lv	Long		f 10.53
	3.25		93	Lv	Riverside		10.35
	f 4.25		110	Lv	Venator		f 9.42
	5.30		127	Lv	Crane		9.00
	f 5.45		133	Lv	Albritton		f 8.40
	f 6.00		138	Lv	Lawen		f 8.25
	f 6.15		143	Lv	Redess		f 8.10
	f 6.35		151	Lv	Rodeo		f 7.48
	f 7.00		157	Ar	Herrick		f 7.30

NOTE

Pacific Time prevails in territory served by this Branch, but trains are operated under Mountain Time, as shown in this table. For equivalent Pacific Time, figure one hour earlier.

PAYETTE AND EMMETT

	Mixed 377	Mls.	Table No. Mountain Time 68		Mixed 378
	† 6.35	0	Lv	Payette 19	Ida. Ar
	f 7.45	5	Lv	Fruitland	
	f 7.55	7	Lv	Buckingham	
	8.15	11	Lv	New Plymouth	
	f 8.30	17	Lv	Falks	
	f 8.40	21	Ar	Letha	
	† 9.05	29	Ar	Emmett 64	Ida. Ar

* Daily. † Daily except Sunday. † Meals. (a) Saturday only. (b) Monday, Wednesday and Friday. (c) Daily except Saturday and Sunday. (d) Tuesday, Thursday and Saturday. (e) Monday and Friday. (f) Stops only on signal. ▲ Motor.

Time from 12.01 midnight to 12.00 noon shown in light face type; time from 12.01 noon to 12.00 midnight shown in heavy face type.

Figures opposite junction points refer to numbers of time tables showing diverging trains.

OREGON SHORT LINE R. R. CO., BRANCH LINES

BLAKES JUNCTION AND HOMESTEAD

Mixed 383			Mixed 381			Mls.			Table No. Mountain Time 69			Mixed 382			Mixed 384		
h 8.00	b 8.00	0	h 8.00	b 8.00	0	Lv	huntington 19	Ore.	Ar	b 3.50	h 2.00	Lv	Blakes Jct.	"	Ar	b 3.40	h 1.50
f 8.15	f 8.15	2	f 8.40	f 8.40	10	"	Blakes	"	Lv	f 3.35	f 1.45	"	Prevost	"	"	f 3.10	f 1.10
f 9.02	f 9.02	17	f 9.40	f 9.40	29	"	Mineral	"	"	f 2.45	f 12.45	"	Sturgill	"	"	f 2.00	f 12.01
h10.10	10.10	35	f10.30	10.30	41	Ar	Robinette	"	"	f 1.45	h11.45	"	Brownlee	"	"	f 1.10	"
	f10.50	48	f11.35	11.35	59	Ar	Eagle Island	"	"	f12.50	"	Lv	Homestead	"	Lv	b12.05	"

Coöperation With Homeseekers

The Union Pacific Agricultural Department, Omaha, Nebraska, has intimate knowledge of farming conditions and prospects in Nebraska, Kansas, Colorado, Wyoming, Utah, Idaho, Montana, Oregon, Washington, Nevada and California. It gives special information and instructive literature without cost to those seeking new homes. All letters should be mailed to:

R. A. Smith, Supervisor of Agriculture,
Room 9, Union Pacific Headquarters Building,
Omaha, Nebraska.

OREGON-WASHINGTON RAILROAD AND NAVIGATION CO., BRANCH LINES

PORTLAND, LA GRANDE AND JOSEPH

Mixed 330			24-42			Mls.			Table No. Pacific Time 70			41-23			Mixed 331		
*10.45	0		*10.45	0		Lv	Portland	Ore.	Ar	* 7.15		Lv	Portland	Ore.	Ar	* 6.30	
*10.25	299		*10.40	0		Ar	La Grande	"	Ar	* 6.10		Ar	La Grande	"	Ar	* 5.59	
			f10.48	3		"	Island City	"	"	f 5.50		"	Alice	"	"	f 5.42	
			f10.56	8		"	Imbler	"	"	f 5.22		"	Elgin	"	"	f 4.40	
			11.03	12		"	Looking Glass	"	"	f 4.22		"	Vincent	"	"	f 4.07	
			11.22	21		"	Minam	"	"	3.35	m 5.00	"	Wallowa	"	"	3.18	4.20
			11.52	34		"	Lostine	"	"	2.55	3.40	"	Enterprise	"	"	2.40	m 3.00
			f12.09	41		Ar	Joseph	"	Lv	* 2.40	m 3.00						
			12.25	47													
b 1.30	1.02	60	2.05	1.25	68												
2.45	1.55	78															
b 3.10	* 2.20	84															

PORTLAND, WALLA WALLA, LEWISTON AND SPOKANE via PENDLETON

Motor Coach Daily			Motor Coach Daily			24-78 Daily			Mls.			Table No. Pacific Time 72			Motor Coach Daily			77-23 Daily			Motor Coach Daily			
												Lv	Portland	Ore.	Ar	7.15		Lv	Portland	Ore.	Ar	7.15		
						10.45	0	225	Lv	Pendleton	"	Lv	Pendleton 19	"	Lv	10.45	4.40	4.30	Lv	Havaya	"	Lv	10.22	4.07
			d11.30	5.05	8.25	0	Lv	Blakeley	"	Lv	Blakeley	"	Lv	10.17	4.02		Lv	Adams	"	Lv	10.12	4.07		
			11.53	5.32	f 8.39	8	Lv	Athens	"	Lv	Athens	"	Lv	10.00	3.57	3.45	Lv	Weston	"	Lv	9.50	3.50		
			11.58	5.38	f 8.45	11	Lv	Milton-Freewater	"	Lv	Milton-Freewater	"	Lv	9.18	3.20	3.00	Lv	Walla Walla 71, 73, 74, 76, 77	Wash.	Lv	8.35	2.55		
			12.02	5.43	8.50	13	Lv	Walla Walla	"	Ar	Walla Walla	"	Ar	7.15	373	Lv	Umatilla 19, 71	"	Lv	1.15				
			12.15	5.55	8.57	18	Lv	Prescott 74	"	Lv	Bolles 74	"	Lv	73-75-23	1.55	Only	Lv	Umatilla 71, 73	Wash.	Lv	12.10			
			12.25	6.05	9.03	22	Lv	Starbuck 75	"	Lv	Starbuck 75	"	Lv	73-75-23	1.55	Only	Lv	Walla Walla 71, 73	Wash.	Lv	11.50			
			12.50	6.30	9.35	37	Lv	Portland	Ore.	Ar	Portland	Ore.	Ar	7.15		Lv	Walla Walla 71, 73	Wash.	Lv	10.05				
			* 1.30	7.10	10.00	47	Lv	Walla Walla	"	Ar	Walla Walla	"	Ar	7.15		Lv	Ayer Jct. 71	"	Lv	10.05				
						Lv	Prescott 74	"	Lv	Bolles 74	"	Lv	73-75-23	1.55	Only	Lv	Ayer	"	Lv	9.40				
						Lv	Starbuck 75	"	Lv	Starbuck 75	"	Lv	73-75-23	1.55	Only	Lv	Tucannon	"	Lv	9.40	12.45			
						Lv	Portland	Ore.	Ar	Portland	Ore.	Ar	7.15		Lv	Riparia	"	Lv	9.25	12.35				
						Lv	Umatilla 19, 71	"	Lv	Umatilla 71, 73	Wash.	Lv	12.10		Lv	Riparia	Wash.	Lv	9.15	12.05				
						Lv	Walla Walla 71, 73	Wash.	Lv	Walla Walla 71, 73	Wash.	Lv	11.50		Lv	Hay	"	Lv	8.48	12.05				
						Lv	Walla Walla 71, 73	Wash.	Lv	Walla Walla 71, 73	Wash.	Lv	11.50		Lv	La Crosse 77	"	Lv	8.23	11.45				
						Lv	Ayer Jct. 71	"	Lv	Ayer	"	Lv	9.40		Lv	Winona	"	Lv	8.00	11.25				
						Lv	Tucannon	"	Lv	Tucannon	"	Lv	9.40	12.45	Lv	Winona	"	Lv	11.38					
						Lv	Riparia	"	Lv	Riparia	"	Lv	9.25	12.35	Lv	Willada	"	Lv	10.57					
						Lv	Riparia	Wash.	Lv	Riparia	Wash.	Lv	9.15	12.05	Lv	St. John	"	Lv	10.60					
						Lv	Hay	"	Lv	Hay	"	Lv	8.48	12.05	Lv	Sunset	"	Lv	10.30					
						Lv	La Crosse 77	"	Lv	La Crosse 77	"	Lv	8.23	11.45	Lv	Thornton	"	Lv	10.15					
						Lv	Winona	"	Lv	Winona	"	Lv	8.00	11.25	Lv	Oakesdale	"	Lv	9.58					
						Lv	Winona	"	Lv	Winona	"	Lv	8.00	11.25	Lv	Seltice	"	Lv	9.38					
						Lv	Willada	"	Lv	Willada	"	Lv	8.00	11.25	Lv	Tekoa 79, 81	"	Lv	9.25					
						Lv	St. John	"	Lv	St. John	"	Lv	8.00	11.25	Lv	Winona	"	Lv	11.38					
						Lv	Sunset	"	Lv	Sunset	"	Lv	8.00	11.25	Lv	Endicott	"	Lv	7.48	11.15				
						Lv	Thornton	"	Lv	Thornton	"	Lv	8.00	11.25	Lv	Diamond	"	Lv	7.29	10.55				
						Lv	Oakesdale	"	Lv	Oakesdale	"	Lv	8.00	11.25	Lv	Colfax 78	"	Lv	7.10	10.35				
						Lv	Seltice	"	Lv	Seltice	"	Lv	8.00	11.25	Lv	Elberton	"	Lv	7.10	10.07				
						Lv	Tekoa 79, 81	"	Lv	Tekoa 79, 81	"	Lv	8.00	11.25	Lv	Garfield	"	Lv	7.10	9.57				
						Lv	Winona	"	Lv	Winona	"	Lv	8.00	11.25	Lv	Farmington	"	Lv	7.10	9.37				
						Lv	Endicott	"	Lv	Endicott	"	Lv	8.00	11.25	Lv	Seltice	"	Lv	7.10	9.26				
						Lv	Diamond	"	Lv	Diamond	"	Lv	8.00	11.25	Lv	Fairfield	"	Lv	7.10	9.15				
						Lv	Colfax 78	"	Lv	Colfax 78	"	Lv	8.00	11.25	Lv	Latah	"	Lv	7.10	9.00				
						Lv	Elberton	"	Lv	Elberton	"	Lv	8.00	11.25	Lv	Fairfield	"	Lv	7.10	8.45				
						Lv	Garfield	"	Lv	Garfield	"	Lv	8.00	11.25	Lv	Rockford	"	Lv	7.10	8.31				
						Lv	Farmington	"	Lv	Farmington	"	Lv	8.00	11.25	Lv	Bell 79	"	Lv	7.10	8.20				
						Lv	Seltice	"	Lv	Seltice	"	Lv	8.00	11.25	Lv	Manito	"	Lv	7.10	8.37				
						Lv	Tekoa 79, 81	"	Lv	Tekoa 79, 81	"	Lv	8.00	11.25	Lv	Freeman	"	Lv	7.10	8.30				
						Lv	Latah	"	Lv	Latah	"	Lv	8.00	11.25	Lv	Mica	"	Lv	7.10	8.23				
						Lv	Fairfield	"	Lv	Fairfield	"	Lv	8.00	11.25	Lv	Chester	"	Lv	7.10	8.10				
						Lv	Rockford	"	Lv	Rockford	"	Lv	8.00	11.25	Lv	Spokane 71, 78, 79	"	Lv	7.10	7.59				
						Lv	Bell 79	"	Lv	Bell 79	"	Lv	8.00	11.25	Lv	Spokane 71, 78, 79	"	Lv	7.10	7.45				
						Lv	Manito	"	Lv	Manito	"	Lv	8.00	11.25	Lv	Spokane 71, 78, 79	"	Lv	7.10	7.35				
						Lv	Freeman	"	Lv	Freeman	"	Lv	8.00	11.25	Lv	Spokane 71, 78, 79	"	Lv	7.10	7.35				
						Lv	Mica	"	Lv	Mica	"	Lv	8.00	11.25	Lv	Spokane 71, 78, 79	"	Lv	7.10	7.35				
						Lv	Chester	"	Lv	Chester	"	Lv	8.00	11.25	Lv	Spokane 71, 78, 79	"	Lv	7.10	7.35				
						Lv	Spokane 71, 78, 79	"	Lv	Spokane 71, 78, 79	"	Lv	8.00	11.25	Lv	Spokane 71, 78, 79	"	Lv	7.10	7.35				

*Auto coach service. Stops at intermediate points made at post offices. Rail transportation honored on coaches but no baggage checked; only hand baggage carried. Checked baggage handled on rail trains. Consult agent. *Coach arrives and departs from Dacres and Grand Hotels—not from Depot. *Daily, †Daily except Sun. ‡Sun. only. || Meals. (a) Stops to let off paying passengers from points east of Ayer Junction. (b) Monday, Wednesday and Friday. (c) Stops to let off paying passengers from points west of Ayer Jct. (d) Motor coach will wait until 12:45 p. m. for passengers from No. 17 when running late. (See table No. 19). (f) Stops only on signal. (g) Monday and Friday. (h) Tuesday, Thursday and Saturday. (i) Stops to let off paying passengers from Wallace Branch. (m) Monday and Wednesday. (n) Arrives at and departs from West Spokane.

Time from 12:01 midnight to 12:00 noon shown in light face type; time from 12:01 noon to 12:00 midnight shown in heavy face type.

Figures opposite junction points refer to numbers of time tables showing diverging trains.

PORTLAND AND SPOKANE SHORT LINE WALLA, WALLA WALLA AND LEWISTON

47 Motor			6-76-45-74 Daily			12-45-12 Daily			Mls.			Table No. Pacific Time 71			11-46-11 -23 Daily			73-76-46 Daily			48 Motor			
8.30	7.45	0	Lv	Portland	Ore.	Ar	7.30	7.15		Lv	Portland	Ore.	Ar	7.30	7.15		Lv	Portland	Ore.	Ar	7.30	7.15		
2.10	12.45	183	Ar	Umatilla 19, 72	"	Ar	2.25	1.15		Ar	Umatilla	"	Ar	2.10	12.55		Ar	Umatilla 19, 72	"	Ar	2.25	1.15		
2.20	12.55	183	Lv	Umatilla	"	Lv	2.10	12.55		Lv	Umatilla	"	Lv	2.10	12.55		Lv	Umatilla	"	Lv	2.10	12.55		
3.05	1.45	211	Ar	Walla Walla 71, 73	Wash.	Ar	1.15	12.10		Ar	Walla Walla 71, 73	Wash.	Ar	1.15	12.10		Ar	Walla Walla 71, 73	Wash.	Ar	1.15	12.10		
* 1.00	3.30	3.30	0	Lv	Walla Walla	"	Lv	11.40	11.40	*11.05	Lv	Walla Walla	"	Lv	11.40	11.40	*11.05	Lv	Walla Walla	"	Lv	11.40	11.40	*11.05
f 1.15	f 3.51	f 3.51	8	Ar	Reese	"	Ar	11.20	11.20	f10.50	Ar	Reese	"	Ar	11.20	11.20	f10.50	Ar	Reese	"	Ar	11.20	11.20	f10.50
f 1.20	f 3.59	f 3.59	10	Ar	Divide	"	Ar	11.15	11.15	f10.45	Ar	Divide	"	Ar	11.15	11								

OREGON-WASHINGTON RAILROAD AND NAVIGATION CO., BRANCH LINES

PORTLAND, WALLA WALLA, KENNEWICK AND YAKIMA

Motor 48	6-76-52 Daily	Mls.	Table No. 73 Pacific Time	Motor 47	51-75-23 Daily
	* 8.30	0	Lv. Portland Ore. Ar		* 7.15
	3.05	211	Ar. Wallula 71 Wash. Lv		12.10
*10.05	10.30	0	Lv. Walla Walla 71, 74, 76, 77 " Ar	* 2.15	5.00
11.05	*11.40	31	Ar. Wallula 71 Wash. Lv	1.00	* 3.30
11.05	3.25	0	Lv. Wallula " " Ar	12.55	* 11.30
11.15	3.35	3	Ar. Attalia 71 " " Lv	12.45	11.20
f 11.21	f 3.41	6	" " Two Rivers " " " "	f 12.39	f 11.13
f 11.26	f 3.49	9	" " Villard " " " "	f 12.32	f 11.05
11.41	4.10	16	" " Kennewick " " " "	12.17	10.45
11.59		23	" " Leslie " " " "	f 11.59	
f 12.11		29	" " Ledbecker " " " "	f 11.49	
f 12.20		34	" " Acton " " " "	f 11.38	
12.31	4.56	39	" " Benton City " " " "	11.28	9.53
12.59	f 5.25	53	" " North Prosser " " " "	11.00	f 9.20
1.12	5.38	60	" " Grandview " " " "	10.47	9.04
1.25	5.50	66	Ar. Midvale " " Lv	10.35	8.50
1.34	5.59	69	" " Sunnyside--Wash. " " " "	10.25	8.40
1.35	6.00	69	Lv. " " Ar	10.24	8.39
1.45	6.10	66	" " Emerald " " " "	10.15	8.30
f 1.53	f 6.20	70	" " Granger " " Lv	f 10.07	f 8.22
2.05	6.35	76	" " Boone " " Ar	f 9.56	8.10
f 2.11		79	" " Zillah " " Ar	f 9.50	
2.16	6.47	81	" " Cutler " " Lv	9.44	8.00
f		83	" " Buena " " " "	f	
2.23	6.55	84	" " Sawyer " " " "	9.37	7.53
f 2.30	f 7.03	87	" " Donald " " " "	f 9.30	f 7.48
f 2.34	7.08	89	" " Parker " " " "	9.25	7.43
f 2.43		93	" " Union Gap " " " "	f 9.16	
f 2.54		97	" " Yakima " " Lv	f 9.06	
* 3.00	* 7.40	101	Ar. " " Ar	* 9.00	* 7.20

PENDLETON WALLA WALLA BOLLES AND DAYTON

Motor	64	78-62 Motor	Mls.	Table No. 74 Pacific Time	Motor	61	63-77 Motor
		* 8.25	0	Lv. Pendleton 19 Ore. Ar			* 4.40
		10.00	47	Ar. Walla Walla 71, 72 Wash. Lv			2.55
		10.00	0	Lv. Walla Walla 73, 76, 77 " Ar			2.55
		f 10.22	8	" " Valley Grove " " " "			f 2.33
			14	" " Berryman " " " "			
		10.50	21	Ar. Prescott 72 " " " "			2.05
		11.00	25	Ar. Bolles 72 " " Lv			1.55
		* 11.05	25	Lv. Bolles " " Ar	* 10.50		1.45
		2.03	11.15	" " Waitsburg " " " "	10.40		1.35
		2.10	11.20	" " Huntsville " " " "	10.35		1.28
		f 2.20	f 11.30	" " Long " " " "	f 10.25		f 1.18
		* 2.30	* 11.40	Ar. Dayton " " Lv	* 10.15		* 1.10
			50	Ar. Turner " " Lv			

PENDLETON, STARBUCK AND POMEROY

78-96	Mixed 78-156	Mls.	Table No. 75 Pacific Time	Mixed 155-77	97-77
* 8.25	* 8.25	0	Lv. Pendleton 19 Ore. Ar	* 4.40	* 4.40
* 11.55	* 11.55	95	Ar. Starbuck Wash. Lv	* 1.00	* 1.00
e 1.05	† 1.05	0	Lv. Starbuck 72 Wash. Ar	f 11.20	e 11.35
f 1.25	f 1.33	8	" " Delaney " " Lv	f 10.50	f 11.13
f 1.35	f 1.44	11	" " Jackson " " " "	f 10.37	f 11.04
f 1.43	f 1.55	15	" " Chard " " " "	f 10.26	f 10.56
f 1.55	f 2.10	19	" " Houser " " " "	f 10.10	f 10.44
f 2.08	f 2.30	25	" " Zumwalt " " " "	f 9.50	f 10.31
e 2.20	† 2.45	30	Ar. Pomeroiy " " Lv	† 9.35	e 10.20



Overlooking Spokane, Washington, from heights above the city.

PORTLAND, PENDLETON, LEWISTON AND GRANGEVILLE

Motor 8	6-76-344	Mls.	Table No. 76 Pacific Time	343-75-23	Motor 7
	* 8.30	0	Lv. Portland Ore. Ar	* 7.15	
	5.20	281	Ar. Riparia Wash. Lv	9.25	
	10.30		Lv. Walla Walla 71, 72, 74, 77 Wash. Ar	5.00	
*10.45			Lv. Portland Ore. Ar		* 7.15
8.25		0	Lv. Pendleton " " Ar		4.40
10.00		47	Ar. Walla Walla 71, 72, 74, 77 Wash. Lv		2.55
12.35		104	Ar. Riparia " " Lv		12.35
12.35	5.30	0	Lv. Riparia 71, 72 " " Ar	9.15	12.05
f 12.46	f 5.42	6	" " Riapole " " " "	f 9.01	f 11.48
f 1.04	f 6.00	15	" " Central Ferry " " " "	f 8.43	f 11.29
f 1.23	f 6.20	24	" " Penawawa " " " "	f 8.24	f 11.08
f 1.34	f 6.31	29	" " Swift " " " "	f 8.13	f 10.57
1.48	6.44	36	" " Almota " " " "	f 7.59	10.43
f 2.00	f 6.56	42	" " Interior " " " "	f 7.46	f 10.31
f 2.02	f 6.58	43	" " Wawawai " " " "	f 7.44	f 10.29
f 2.04	f 7.01	44	" " Crum " " " "	f 7.41	f 10.26
f 2.10	f 7.09	48	" " Truax " " " "	f 7.33	f 10.18
f 2.14	f 7.12	50	" " Bishop " " " "	f 7.30	f 10.15
f 2.25	f 7.23	55	" " Indian " " " "	f 7.19	f 10.04
f 2.39	f 7.36	62	" " Moses " " " "	f 7.06	f 9.51
f 2.41	f 7.38	63	" " Alpowa " " " "	f 7.04	f 9.49
f 2.50	f 7.45	66	" " Wilma " " " "	f 6.58	f 9.42
* 3.10	8.00	72	Ar. Lewiston Ida. Lv	6.45	* 9.30
	3.15	72	Lv. Lewiston 71, 72 " " Ar	11.10	
	3.38	81	" " North Lapwai " " " "	10.50	
	3.43	82	" " Joseph " " " "	10.46	
	3.58	86	" " Fort Lapwai " " " "	10.37	
	4.00	88	" " Sweetwater " " " "	10.30	
f 4.08	90	"	" " Bundy " " " "	f 10.24	
4.13	92	"	" " Jacques " " " "	10.20	
4.26	94	"	" " Culesac " " " "	10.14	
5.21	108	"	" " Reubens " " " "	9.27	
5.31	112	"	" " Craig Jct. " " " "	9.15	
5.44	117	"	" " Craigmont " " " "	9.03	
6.01	125	"	" " Ferdinand " " " "	8.43	
6.22	133	"	" " Cottonwood " " " "	8.20	
6.47	142	"	" " Fenn " " " "	7.58	
* 7.10	149	Ar	Grangeville " " Lv	* 7.40	

PENDLETON, LACROSSE AND CONNELL

78-371 Freight	Mls.	Table No. 77 Pacific Time	372-77 Freight
* 8.25	0	Lv. Pendleton 19 Ore. Ar	* 4.40
10.00	47	Ar. Walla Walla 71, 72, 74, 76, Wash. Lv	2.55
* 1.27	128	Ar. La Crosse " " Lv	* 11.45
c 2.00	0	Lv. LaCrosse 71, 72 " " Ar	b 8.00
2.15	5	" " Pampa " " " "	7.30
2.50	15	" " Hooper " " " "	7.00
3.10	16	" " Hooper Jct 71 " " " "	6.40
	18	" " Palouse Falls " " " "	
3.45	24	" " Washtucna " " " "	6.00
4.10	29	" " McAdam " " " "	5.30
4.45	37	" " Kahlutus " " " "	5.00
5.10	42	" " Estes " " " "	4.30
5.30	46	" " Sulphur " " " "	4.20
c 6.00	53	Ar. Connell " " Lv	b 4.00

SPOKANE, PENDLETON, COLFAX AND MOSCOW

74	Motor 82	Motor 84	Mls.	Table No. 78 Pacific Time	Motor 81	Motor 83	73
	* 7.35	* 7.35	0	Lv. Spokane 71, 72, 79 Wash. Ar	* 6.00	* 6.00	
	* 10.35	* 10.35	88	Ar. Colfax " " Lv	* 2.45	* 2.45	
	* 8.25	0	Lv. Pendleton 19 Ore. Ar	* 4.40			
	* 2.45	164	Ar. Colfax Wash. Lv	* 10.35			
* 7.45	* 10.45	* 2.50	0	Lv. Colfax 71, 72 " " Ar	* 10.15	* 2.25	* 7.05
f 8.00	f 11.00	f 3.05	4	" " Risbeck " " Lv	f 9.55	f 2.10	f 6.50
f 8.10	f 11.10	f 3.15	8	" " Parvin " " " "	f 9.46	f 2.01	f 6.41
f 8.15	f 11.15	f 3.20	10	" " Shawnee " " " "	f 9.41	f 1.57	f 6.37
8.23	11.23	3.28	13	" " Albion " " " "	9.35	1.51	6.30
8.38	11.40	3.45	19	" " Pullman " " " "	9.22	1.37	6.16
	f 11.55	f 4.00	24	" " Garrison " " " "	f 9.10	f 1.23	
* 9.00	* 12.05	* 4.10	28	Ar. Moscow Ida. Lv	* 9.00	* 1.15	* 5.55

Trains Nos. 81, 82, 83, 84, 75 and 76 will stop on flag at Whitlow and Holland.

▲ Motor.
 *Daily. † Daily except Sunday.
 (b) Tuesday and Saturday.
 (c) Monday and Friday.
 (e) Sunday only.
 (f) Stops only on signal.
 Time from 12:01 midnight to 12:00 noon shown in light-face type; time from 12.01 noon to 12.00 midnight shown in heavy face type.
 Figures opposite junction points refer to numbers of time tables showing diverging trains.

OREGON-WASHINGTON RAILROAD AND NAVIGATION CO., BRANCH LINES

SPOKANE AND WALLACE

87	85-393 Daily	Mls.	Table No. 79 Pacific Time		86	88 Daily	394 Mixed
† 5.30	7.45	0	Lv	Spokane 71, 78	Wash. Ar	11.45	6.20
6.20	8.37	22	Ar	Manito 72	Ar	10.55	5.30
6.22	8.40	22	Lv	Manito	Ar	10.52	5.27
6.45	8.51	29	Ar	Setters	Ida. Lv	10.41	5.16
6.33	9.03	36	Ar	Worley	Lv	10.29	5.04
6.57	9.15	42	Ar	Plummer Jct.	Lv	10.17	4.52
† 5.00	5.48	15	Lv	Tekoa	Wash. Ar		11.00
† 5.48	5.48	15	Ar	Plummer	Ida. Lv		8.45
7.01	9.18	43	Lv	Plummer Jct.	Ar	10.15	4.47
7.15	9.33	51	Ar	Chatcolet	Ar	10.00	4.27
7.35	9.58	59	Ar	Harrison	Ar	9.35	4.07
7.45	10.07	62	Ar	Springston	Ar	9.23	3.57
7.53	10.14	66	Ar	Black Lake	Ar	9.15	3.50
8.00	10.20	69	Ar	Medimont	Ar	9.08	3.43
8.07	10.28	74	Ar	Lane	Ar	9.00	3.36
8.15	10.35	78	Ar	Rose Lake	Ar	8.52	3.28
8.22	10.41	81	Ar	Dudley	Ar	8.45	3.22
8.32	10.53	86	Ar	Cataldo	Ar	8.35	3.13
8.45	11.05	92	Ar	Enaville 81	Ar	8.25	3.05
9.05	11.30	98	Ar	Kellogg-Wardner	Ar	8.10	2.50
† 9.30	11.48	105	Ar	Osburn	Ar	7.53	
† 9.30	11.59	109	Ar	Wallace 81	Lv	7.45	2.30

BELL AND AMWACO

	Freight 375	Mls.	Table No. 80 Pacific Time		Freight 376	
c	8.20	0	Lv	Bell	Ar	c 9.45
c	8.50	7	Ar	Ford	Lv	c 9.05
		14	Ar	Amwaco	Lv	

TEKOA, WALLACE, ENAVILLE AND PRICHARD

	Mixed 178	Mls.	Table No. 81 Pacific Time		Mixed 179	
† 5.00	5.00	0	Lv	Tekoa 71, 72, 79	Wash. Ar	11.00
† 10.45	10.45	62	Ar	Enaville	Ida. Lv	4.10
† 7.45	7.45	0	Lv	Wallace 79	Ar	† 9.30
† 8.25	8.25	18	Ar	Enaville	Lv	† 8.45
b 8.50	8.50	0	Lv	Enaville 79	Ar	b 1.30
10.00	10.00	13	Ar	Carter	Lv	12.10
10.30	10.30	19	Ar	Beaver	Lv	11.40
b 10.50	10.50	21	Ar	Prichard	Lv	b 11.30
		33	Ar	Paragon	Lv	

PENDLETON AND PILOT ROCK

	Mls.	Table No. 82 Pacific Time	
0	0	Lv	Pendleton 19 Ore. Ar
4	4	Lv	Rieth " Ar
10	10	Ar	Sparks " Lv
18	18	Ar	Pilot Rock " Lv

PORTLAND, HEPPIER JCT. AND HEPPIER

24-110	Mixed 24-130	Mls.	Table No. 83 Pacific Time		Mixed 129-23	109-23
* 10.45	* 10.45	0	Lv	Portland	Ore. Ar	* 7.15
* 3.42	* 3.42	148	Ar	Heppiier Jct.	Lv	* 2.17
a 4.00	4.00	0	Lv	Heppiier Jct. 19	Ar	† 1.45
f 4.25	4.25	7	Ar	Rhea	Lv	† 1.05
4.45	4.45	15	Ar	Cecil	Lv	12.40
		18	Ar	Morsil	Lv	12.55
5.02	5.02	20	Ar	Morgan	Lv	12.20
		25	Ar	McNab	Lv	12.38
5.30	5.30	28	Ar	Ione	Lv	12.05
		31	Ar	Jordan	Lv	11.55
6.00	6.00	36	Ar	Lexington	Lv	11.40
a 6.30	6.30	45	Ar	Heppiier	Lv	11.25
						11.50
						11.00
						11.30

PORTLAND, ARLINGTON AND CONDON

24-108	Mixed 24-128	Mls.	Table No. 84 Pacific Time		Mixed 127-23	107-23
* 10.45	* 10.45	0	Lv	Portland	Ore. Ar	* 7.15
* 3.05	* 3.05	138	Ar	Arlington	Lv	* 2.40
a 4.05	4.05	0	Lv	Arlington 19	Ar	† 1.30
f 4.35	4.35	8	Ar	Shutler	Lv	† 1.30
5.01	5.01	16	Ar	Rock Creek	Lv	12.25
5.20	5.20	20	Ar	Barnett	Lv	12.45
5.40	5.40	24	Ar	Mikkalo	Lv	12.05
6.01	6.01	29	Ar	Clem	Lv	11.45
f 6.20	6.20	32	Ar	Speece	Lv	11.25
f 6.35	6.35	36	Ar	Gwendolen	Lv	11.10
a 7.15	7.15	44	Ar	Condon	Lv	11.50
						11.35
						11.50
						11.35
						11.15

* Daily. † Daily except Sunday. ‡ Daily except Monday. § Sunday only. (a) Monday only. (b) Tuesday and Friday only. (c) Saturday only. (d) Stops to let off paying passengers from main line points east of Sherman. (e) City of Prineville Ry. meets all passenger trains at Prineville Jct. (f) Stops only on signal. (h) Tuesday, Thursday, Saturday only. (j) Sunday, Monday, Wednesday, Friday only.

PORTLAND, BIGGS AND SHANIKO

Mixed 24-106	Mixed 24-126	Mls.	Table No. 85 Pacific Time		Mixed 125-23	Mixed 105-23
* 10.45	* 10.45	0	Lv	Portland	Ore. Ar	* 7.15
2.00	2.00	104	Ar	Biggs	Lv	3.40
j 3.45	h 3.45	0	Lv	Biggs 19	Ar	h 1.30
f 4.05	f 4.05	5	Ar	Thornberry	Lv	12.40
f 4.15	f 4.15	7	Ar	Sink	Lv	12.30
4.30	4.30	9	Ar	Wasco	Lv	12.15
4.55	4.55	14	Ar	Klondike	Lv	11.50
f 5.00	f 5.00	16	Ar	Sandike	Lv	11.40
f 5.20	f 5.20	20	Ar	Nish	Lv	11.15
f 5.35	f 5.35	23	Ar	De Moss	Lv	11.00
5.50	5.50	27	Ar	Moro	Lv	10.45
f 6.10	f 6.10	31	Ar	Erskine	Lv	10.25
j 6.45	6.45	38	Ar	Grass Valley	Lv	10.00
		38	Ar	Grass Valley	Lv	10.00
f 7.15	f 7.15	45	Ar	Bourbon	Lv	9.40
f 7.25	f 7.25	52	Ar	Kent	Lv	9.20
f 7.40	f 7.40	57	Ar	Wilcox	Lv	9.05
h 8.20	h 8.20	69	Ar	Shaniko	Lv	8.30

PORTLAND, REDMOND AND BEND

	30 Daily	Mls.	Table No. 86 Pacific Time		29 Daily	
	8.45	0	Lv	Portland	Ore. Ar	4.00
	11.45	84	Ar	The Dalles	Lv	1.15
	11.55	0	Lv	The Dalles 19	Ar	1.05
	12.19	8	Ar	Dune	Lv	
	12.19	12	Ar	Celilo	Lv	12.40
	12.25	16	Ar	Miller	Lv	12.35
	12.32	17	Ar	Sherman	Lv	12.32
	12.32	17	Lv	Sherman 19	Ar	12.32
	12.55	27	Ar	Free Bridge	Lv	12.11
	f 1.05	32	Ar	Mays	Lv	12.01
	f 1.30	44	Ar	Bluffs	Lv	11.35
	f 1.42	49	Ar	Tunnel One	Lv	11.20
	f 2.03	60	Ar	Fargher	Lv	10.59
	f 2.05	68	Ar	Sherars Bridge	Lv	10.55
	2.25	69	Ar	Maupin	Lv	10.35
	f 2.42	77	Ar	McLennon	Lv	10.15
	f 3.00	85	Ar	Two Springs	Lv	9.55
	f 3.06	88	Ar	Cove Creek	Lv	9.45
	3.10	89	Ar	North Junction	Lv	9.40
	f 3.19	94	Ar	Kaskela	Lv	9.30
	3.30	99	Ar	South Junction	Lv	9.20
	3.50	107	Ar	Gateway	Lv	9.00
	f 4.05	113	Ar	Paxton	Lv	8.45
	4.20	119	Ar	Madras	Lv	8.35
	4.35	124	Ar	Metolius	Lv	8.25
	4.45	128	Ar	Culver	Lv	8.15
	f 5.01	135	Ar	Opal City	Lv	8.01
	5.19	143	Ar	Terre Bonne	Lv	7.45
	5.25	148	Ar	(e) Prineville Jct.	Lv	7.41
	5.31	148	Ar	Redmond	Lv	7.35
	5.52	157	Ar	Deschutes	Lv	7.16
	6.10	165	Ar	Bend	Lv	7.00

Passengers from Umatilla and north connect at The Dalles for points on the Bend Branch.

PORTLAND, SEATTLE, CENTRALIA, ABERDEEN, HOQUIAM, TONO

	577 Daily	Mls.	Table No. 87 Pacific Time		578 Daily	
	11.15	0	Lv	Portland	Ore. Ar	6.15
	11.15	0	Lv	Seattle	Wash. Ar	6.30
	3.00	0	Lv	Centralia 19	Wash. Ar	1.45
	f 3.40	5	Ar	Galvin	Lv	f 1.23
	f 3.55	12	Ar	Helsing Jct.	Lv	f 1.05
	4.00	13	Ar	Independence	Lv	1.00
	f 4.50	31	Ar	Saginaw	Lv	12.15
	f 5.00	32	Ar	South Elma	Lv	12.10
	f 5.28	42	Ar	So. Montesano	Lv	11.35
	12.33	44	Ar	Montesano	Lv	3.03
	f 5.33	44	Lv	Melbourne	Ar	11.30
	5.55	51	Ar	Cosmopolis	Lv	11.10
	6.15	54	Ar	Aberdeen	Lv	11.00
	7.15	57	Ar	Hoquiam	Lv	10.40
	0	0	Lv	Centralia 19	Ar	
	2	2	Ar	Wabash	Lv	
	8	8	Ar	Tono	Lv	

Time from 12:01 midnight to 12:00 noon shown in light face type; time from 12:01 noon to 12:00 midnight shown in heavy face type.

Figures opposite junction points refer to numbers of time tables showing diverging trains.

OREGON-WASHINGTON RAILROAD AND NAVIGATION CO., BRANCH LINES

PORTLAND, SEATTLE, TACOMA AND OLYMPIA

562-123 UP	408-503-424 NP	Table No. 88 Pacific Time		421-502-407 NP	122-561 UP
* 1.00	* 9.00	Lv. Portland	Ar. Portland	* 3.15	* 7.15
4.47	Via	Lv. Chambers Prairie	Ar. Chambers Prairie	Via	3.27
4.50	Gate	Lv. Chambers Prairie	Ar. Chambers Prairie	Gate	3.25
* 5.15	* 1.55	Lv. Olympia	Ar. Olympia	* 10.20	* 2.50
423 NP	421 NP	561-121 UP	Table No. 89 Pacific Time		124-562 UP
* 4.15	* 3.00	Lv. Seattle	Ar. Seattle	* 7.15	* 3.00
5.55	9.25	Lv. Tacoma	Ar. Tacoma	5.45	1.20
	3.27	Lv. Chambers Prairie	Ar. Chambers Prairie	4.47	7.15
	3.35	Lv. Chambers Prairie	Ar. Chambers Prairie	4.40	
* 7.10	10.35	Lv. Olympia	Ar. Olympia	* 4.10	11.59
	4.00	Lv. Olympia	Ar. Olympia	* 4.10	11.59

PORTLAND, SEATTLE, TACOMA AND CAMP LEWIS

	408-528	Table No. 90 Pacific Time		527-407	
	* 9.00	Lv. Portland	Ar. Portland	* 3.15	
	* 1.08	Lv. Nisqually	Ar. Nisqually	* 11.13	
		Lv. Lakeview	Ar. Lakeview		
		Lv. Lakeview	Ar. Lakeview		
	† 1.10	Lv. Nisqually	Ar. Nisqually	† 11.08	
	† 1.20	Lv. Camp Lewis	Ar. Camp Lewis	† 10.58	
	421	407-422	Table No. 91 Pacific Time		421-408
	* 8.00	Lv. Seattle	Ar. Seattle	* 3.25	* 3.00
	9.25	Lv. Tacoma	Ar. Tacoma	1.55	1.20
	11.13	Lv. Nisqually	Ar. Nisqually	1.08	
	9.47	Lv. Lakeview	Ar. Lakeview		12.55
		Lv. Nisqually	Ar. Nisqually		11.08
	10.00	Lv. Camp Lewis	Ar. Camp Lewis	* 10.58	12.39

SEATTLE AND BREMERON (U. S. NAVY YARD)

	Table No. 92 Pacific Time		
NOTE: —Daily steamer service between Seattle and Bremerton (U. S. Navy Yard) by the Puget Sound Navigation Company.			

PORTLAND, ASTORIA, MEGLER AND NORTH BEACH

	Daily	Daily except Sun.	Miles	Table No. 93 Pacific Time	Daily except Sun.			
	8.00	7.30	0	▲ Harkins Transportation Co. Steamer Service	7.00			
	2.15	7.00	98	Lv. Portland	6.00			
No. 31 Sat. Only				S. P. & S. Train Service		No. 24 Daily	No. 32 Daily	No. 30 Sun. Only
2.00		8.50	0	Lv. Portland		7.35	10.15	9.20
5.00		11.50	100	Lv. Astoria		4.00	7.15	6.20
Sat. Only	Sun. Only	Daily	Daily	Union Pacific (O.-W.) Steamer Service		Daily except Sun.	Sun. Only	Daily Ex. Sun.
5.15	4.50	2.25	12.10	Lv. Astoria	9.20	10.55	3.45	6.55
5.45	5.20	2.55	12.40	Lv. Megler	8.50	10.25	3.15	6.25
No. 9 Sat. Only	No. 7 Sun. Only	No. 5 Daily	No. 3 Daily	Union Pacific (O.-W.) North Beach Train Service		No. 4 Daily except Sun.	No. 8 Sun. Only	No. 6 Daily Ex. Sun.
5.55	5.30	3.10	12.50	Lv. Megler	8.40	10.20	3.10	6.15
6.05	5.40	3.20	1.00	Lv. McGowan	8.30	10.15	3.00	6.05
6.10	5.45	3.25	1.05	Lv. Ft. Columbia	8.25	10.10	2.55	6.00
6.15	5.50	3.30	1.10	Lv. Chinook	8.20	10.00	2.50	5.55
		3.55	1.35	Lv. Ilwaco	7.55	9.35	2.25	5.00
6.40	6.15	4.05	1.45	Lv. Seaview	7.42	9.22	2.14	5.27
6.52	6.27	4.15	1.55	Lv. Long Beach	7.32	9.12	2.04	5.18
7.20	6.55	4.40	2.23	Lv. Ocean Park	7.05	8.45	1.35	4.50
7.25	7.00	4.45	2.30	Lv. Nahcotta	7.00	8.40	1.30	4.45

* Daily. † Daily except Sunday. (a) No. 72 will wait 1 hour for connection with No. 26 when passengers are reported. (f) Stops on signal. (y) Tuesday, Thursday, Saturday.

▲ Tickets reading via Union Pacific System will be honored for passage between Portland and Astoria on Steamers of Harkins Transportation Co. ■ Bus to Redlands.

Time from 12:01 midnight to 12:00 noon shown in light face type; time from 12:01 noon to 12:00 midnight shown in heavy face type. Figures opposite junction points refer to numbers of time tables showing diverging trains.

LOS ANGELES AND SALT LAKE RAILROAD CO. BRANCH LINES

SALT LAKE CITY AND LOS ANGELES VIA PROVO

	71-25	Mis.	Table No. 94 Mountain Time		Ele-va-tion	26-72
	* 7.20	0	Lv. Salt Lake City	Utah	Ar. 4251	* 8.55
	7.35	7	Lv. Murray	"	Lv. 4350	8.35
	f	11	Lv. Cushing	"	"	f
	7.55	13	Lv. Sandy	"	"	4496
	8.05	17	Lv. Draper	"	"	4510
	f 8.18	25	Lv. Mount	"	"	4806
	8.28	29	Lv. Cutler	"	"	4607
	8.33	31	Lv. Lehi	"	"	4583
	8.40	34	Lv. American Fork	"	"	4618
	8.49	37	Lv. Pleasant Grove	"	"	4559
	f 8.57	43	Lv. Lakeview	"	"	4553
	9.10	47	Lv. Provo 96	"	"	4524
		50	Lv. Ironton	"	"	4497
	f 9.18	52	Lv. Springville	"	"	4515
	9.25	56	Lv. Spanish Fork	"	"	4549
	f 9.30	58	Lv. Benjamin	"	"	4550
	9.38	63	Lv. Payson	"	"	4614
	f 9.46	67	Lv. Barry	"	"	4786
	f 9.49	69	Lv. Santaquin	"	"	4887
	f 9.55	72	Lv. York	"	"	5018
	f 10.05	78	Lv. Starr	"	"	4907
	f 10.12	82	Lv. Mona	"	"	4917
	f 10.15	83	Lv. Burrleston	"	"	4935
	10.34	89	Lv. Nephi	"	"	5120
	f 10.46	96	Lv. Sharp	"	"	5228
	f 10.54	101	Lv. Levan	"	"	5163
	11.00	104	Lv. Juab	"	"	5087
	f 11.13	111	Lv. Mills	"	"	4931
	f 11.31	119	Lv. Parley	"	"	4879
	11.49	129	Lv. Leamington	"	"	4738
	11.59	134	Lv. Lyndndyl 17	"	"	4796
	12.20	134	Lv. Lyndndyl	"	Ar.	4796
	12.46	150	Lv. Delta 96	"	Lv.	4649
	f 12.55	155	Lv. Oasis	"	"	4607
	3.00	223	Lv. Milford 98	"	"	4968
	3.54	258	Lv. Lund 17, 99	"	"	5091
	5.40	340	Lv. Caliente 100	Nev.	Ar.	4396
		417	Lv. Moapa 17, 101	"	Lv.	1662
	9.30	466	Lv. Las Vegas	"	"	2034
	6.20	732	Lv. San Bernardino [Redlands]	Cal.	"	1076
	6.28	735	Lv. Colton	"	"	979
	6.43	742	Lv. Riverside	"	"	866
	* 8.30	800	Lv. Los Angeles	"	"	270
	* 10.15	810	Lv. Pasadena 17, 105	"	"	848
	* 10.20	821	Lv. Long Beach 17, 103	"	"	31

SALT LAKE CITY, TOOELE, TINTIC, EUREKA AND SILVER CITY

	507 Daily	51 Daily	Mis.	Table No. 95 Mountain Time		52 Daily	504-506 Daily	502 Daily
	7.30	0	Lv. Salt Lake City	Utah	Ar.	4.35		
	10.32	85	Lv. Tintic 17	"	Lv.	1.25		
	10.33	85	Lv. Tintic	"	Lv.	1.18		
	11.45	86	Lv. Tintic Wye	"	Lv.		11.29	
	11.49	10.41	Lv. Mammoth Jct.	"	Lv.	1.10	11.25	
	11.59	10.51	Lv. Eureka	"	Lv.	1.00	10.56	
	11.06	87	Lv. Mammoth Jct.	"	Ar.	11.25	11.25	
	11.14	88	Lv. Mammoth	"	Lv.	11.17	11.17	
	11.29	86	Lv. Tintic Wye	"	Ar.	11.45		
	11.37	88	Lv. Silver City	"	Lv.	11.37		



Western Union blanks in all cars

A Telegram will solve that problem

—of guiding the office in that important matter; of reserving accommodations; of making appointments; of saying "hello!" to friends and family. Cost is low. The porter will see that your telegram goes from the next station. The Union Pacific System connects with Western Union—the one telegraph system that serves everyone everywhere.

The American Railway Express Co. Operates on the Union Pacific System

—and on nearly all other principal railroads in the United States, offering a safe and speedy nation-wide express service. Through car routes and fast schedules between all important points. Express money orders and travelers' cheques for sale at principal agencies.

LOS ANGELES AND SALT LAKE RAILROAD COMPANY BRANCH LINES

SALT LAKE, DELTA AND FILLMORE

71 Daily		Mls.	Table No. 96 Mountain Time		72 Daily	
	7.20	0	Lv	Salt Lake City	Utah Ar	8.55
	9.10	47	"	Provo 94	"	7.14
	1.05	0	"	Delta 17, 94	"	3.40
f	1.22	9	"	Harding	"	3.23
f	1.38	16	"	McCornick	"	3.09
f	1.53	22	"	Greenwood	"	2.55
	2.15	32	Ar	Fillmore	Lv	2.35

ST. JOHN AND OPHIR R. R.

Mixed Sat. Only	Mls.	Table No. 97 Mountain Time		Mixed Sat. Only		
	9.20	0	Lv	St. John 17, 95	Utah Ar	9.00
	10.15	6	"	Bates	"	8.20
	10.35	9	Ar	Ophir	Lv	8.00

MILFORD AND NEWHOUSE

301 Wed Sat.	Mls.	Table No. 98 Mountain Time		302 Wed. Sat.		
	9.45	0	Lv	Milford 17, 94	Utah Ar	3.10
f	10.16	6	"	Hickory	"	2.39
f	10.35	10	"	Solus	"	2.20
f	11.35	17	Ar	Frisco	Lv	1.45
		24	"	Newhouse	Lv	

SALT LAKE CITY, LUND AND CEDAR CITY

103 Daily	Mls.	Table No. 99 Mountain Time		104 Daily		
	9.30	0	Lv	Salt Lake City	Utah Ar	6.30
	5.40	0	"	Lund 1, 17, 94	"	9.40
	5.59	9	"	Avon	"	9.21
	6.30	21	"	Iron Springs	"	8.59
	6.40	25	"	Halivah	"	8.48
	7.00	33	Ar	Cedar City	Lv	8.30

CALIENTE AND PICOHE

401 Mixed	Mls.	Table No. 100 Mountain Time		402 Mixed		
	8.00	0	Lv	Caliente 17, 94	Nev. Ar	2.30
	9.13	15	"	Panaca	"	1.17
	9.48	21	"	Delmues	"	1.42
	10.45	33	Ar	Pioche	Lv	11.45

MOAPA AND ST. THOMAS

151	Mls.	Table No. 101 Pacific Time		150		
	3.20	0	Lv	Moapa 17, 94	Nev. Ar	11.45
f	3.35	5	"	Narrows	"	11.20
f	3.53	9	"	Wells Spur	"	11.05
f	4.00	10	"	Logandale	"	10.55
f	4.25	15	"	Overton	"	10.30
	4.50	21	Ar	St. Thomas	Lv	10.00

LOS ANGELES, GLENDALE AND VERDUGO PARK

Mls.	Table No. 102 Pacific Time				
0	Lv	Los Angeles	Cal.	Ar	
8	Ar	Glendale	"	Lv	
10	Ar	Verdugo Park	"	Lv	

Note—Union Pacific Station at Glendale is served by the Glendale and Montrose R. R. (Elec.) Buy tickets via Salt Lake and U. P. System to Glendale.

LOS ANGELES, LONG BEACH AND EAST SAN PEDRO, (LOS ANGELES HARBOR)

45 Daily	43 Daily	41 Daily	Mls.	Table No. 103 Pacific Time		42 Daily	44 Daily	46 Daily
	2.40	9.10	0	Lv	Los Angeles	Cal.	Ar	10.30
f	2.57	9.27	4	"	Hobart	"	"	10.10
f	3.03	9.33	6	"	Bell (Huntington Pk.-Maywood)	"	"	10.02
f	3.07	9.37	8	"	Cudahy	"	"	9.57
f	3.11	9.41	10	"	Workman	"	"	9.54
f	3.16	9.43	11	"	County Farm	"	"	9.53
f	3.13	9.49	12	"	Clearwater	"	"	9.49
f	3.18	9.52	13	"	Hynes	"	"	9.46
f	3.21	9.55	15	"	Rioco	"	"	9.43
f	3.25	9.59	17	"	Bixby	"	"	9.39
f	3.30	10.04	20	"	Burnett	"	"	9.35
	3.40	10.15	21	"	Long Beach, 1st St.	"	"	9.30
	3.45	10.20	22	"	Long Beach 17, 94	"	"	9.25
f	3.50	10.25	27	"	Long Beach, Parker Ave.	"	"	9.20
f	4.08	10.36	27	"	Terminal Island	"	"	9.05
	4.10	10.40	28	Ar	East San Pedro	Lv		9.05

LOS ANGELES, MONTEBELLO, PICO AND ANAHEIM

182 Mixed	154 Motor	152 Motor	Mls.	Table No. 104 Pacific Time		153 Motor	155 Motor	183 Mixed
			0	Lv	Los Angeles	Cal.	Ar	
		* 1.45	9	"	Montebello	"	"	* 11.07
		1.57	11	"	Pico 17	"	"	11.03
	1.05	2.09	14	"	Whittier	"	"	10.52
	1.35	2.27	17	"	La Habra	"	"	10.34
	2.01	2.46	29	"	Fullerton	"	"	10.14
	2.10	2.55	32	Ar	Anaheim	Lv		10.05

LOS ANGELES AND PASADENA

36 Daily	32 Daily	Mls.	Table No. 105 Pacific Time		31 Daily	37 Daily		
	2.45	9.15	0	Lv	Los Angeles	Cal.	Ar	10.35
f	3.25	9.54	9	"	Signal	"	"	9.54
f	3.31	10.01	10	"	Highland Park	"	"	9.48
f	3.39	10.09	13	Ar	Raymond	"	"	9.41
	3.45	10.15	15	"	Pasadena 17, 94	Lv		9.35

CONNECTING LINES TRAIN SERVICE

A. T. & S. F. RAILWAY

319 Mixed	Mls.	Table No. 106 Central Time		320 Mixed		
21, 38, 39, 40						
	1.00	0	Lv	Salina	Kan. Ar	11.30
	1.10	4	"	Phibar	"	11.15
f	1.30	8	"	Hedville	"	10.55
f	1.56	15	"	Glendale	"	10.25
f	2.16	20	"	Junlata	"	10.05
f	2.28	23	"	Westfall	"	9.50
f	2.40	27	"	Edalgo	"	9.30
f	3.10	35	"	Lincoln Center 40	"	9.05
	3.42	43	"	Denmark	"	8.25
	4.07	49	"	Ashgrove	"	7.55
	4.30	55	"	Hunter	"	7.35
	5.00	64	"	Tipton	"	7.05
f	5.30	72	"	Corinth	"	6.35
	6.15	81	Ar	Osborne	Lv	6.00

LARAMIE, NORTH PARK AND WESTERN RAILWAY

1	Mls.	Table No. 107 Mountain Time		2		
	8.00	0	Lv	Laramie 15, 16	Wyo. Ar	4.30
f	8.59	15	"	Overland	"	3.45
f	9.37	21	"	Hatton	"	3.05
	10.15	30	"	Centennial	"	2.30
	11.25	40	"	Albany	"	1.05
	12.20	47	"	Lake	"	12.20
	1.40	55	"	Fox Park	"	11.40
	4.15	80	"	Northgate	Colo.	8.30
	5.20	92	"	Walden	"	7.40
f	5.57	101	"	Larand	"	6.57
	6.35	108	"	Hebron	"	6.17
	6.50	111	Ar	Coalmont	Lv	6.00

SUMPTER VALLEY RAILROAD

1 Daily	Mls.	Table No. 108 Pacific Time		2 Daily		
	8.00	0	Lv	Baker 19	Ore. Ar	4.00
	8.05	2	"	South Baker	"	3.56
	8.36	13	"	Thompson	"	3.20
	9.05	23	"	McEwen	"	2.55
	9.38	29	"	Sumpter	"	2.35
	10.08	35	"	Larch	"	2.10
	10.38	43	"	Whitney	"	1.35
	11.16	51	"	Tipton	"	1.11
	11.43	59	"	Austin	"	12.35
	12.30	60	"	Batesville	"	12.30
	1.17	68	"	Dixie	"	11.15
	2.00	80	Ar	Prairie	Lv	10.20

* Daily. † Daily except Sunday. (b) Monday, Wednesday, Friday. (d) Daily except Tuesdays. (e) Tuesday, Thursday, Saturday. (f) Stops only on signal. (i) Monday, Tuesday, Thursday, Saturday.

Time from 12:01 midnight to 12:00 noon shown in light face type; time from 12.01 noon to 12.00 midnight shown in heavy face type.

Figures opposite junction points refer to numbers of time tables showing diverging trains.

CONNECTING LINES TRAIN SERVICE

GILMORE AND PITTSBURGH RAILROAD

Motor	1	Mls.	Table No. 109 <i>Mountain Time</i>		2	Motor
	b 8.00	0	Lv. Armstead 22	Mont. Ar	e 12.54	
	8.44	11	" Grant	" "	12.10	
	9.23	21	" Brenners	" "	11.31	
	9.50	27	" Donovan	" "	11.04	
	10.14	33	" Wyno	" "	10.40	
	10.47	38	" Keefe	Ida. "	10.07	
	11.21	45	" Cruik	" "	9.33	
	12.03	55	Ar. Leadore	" Lv	8.51	b 8.45
e 10.00			" Gilmore	" Ar	10.05	
12.02	1.15	68	Lv. Maler	" Lv	8.03	8.03
12.18	1.31	73	" Lemhi	" "	7.47	7.47
12.45	1.58	81	" Tendoy	" "	7.20	7.20
1.20	2.33	91	" Baker	" "	6.45	6.45
e 1.50	b 3.03	100	Ar. Salmon	" Lv	e 6.15	b 6.15

PACIFIC AND IDAHO NORTHERN RY.

3 Motor	1	Mls.	Table No. 111 <i>Mountain Time</i>		2	4 Motor
3.12	† 8.35	0	Lv. Weiser 19	Ida. Ar	† 5.52	11.56
3.38	9.06	12	" Crane	" "	5.22	11.31
4.29	9.59	32	" Midvale	" "	4.29	10.44
4.50	10.23	41	" Cambridge	" "	4.05	10.23
5.13	10.46	50	" Goodrich	" "	3.43	9.56
5.38	11.18	60	" Council	" "	3.13	9.32
5.54	11.34	67	" Fruitvale	" "	2.55	9.16
6.01	11.42	70	" Starkey	" "	2.47	9.09
6.34	12.25	82	" Tamarack	" Lv	2.05	8.35
6.54	† 12.45	90	Ar. New Meadows	" Lv†	1.45	8.15

GREAT NORTHERN R. R.—SEATTLE AND VANCOUVER

356	358	360	Table No. 110 <i>Pacific Time</i>			359	355	357
11.45	5.00	8.00	Lv. Seattle	Wash. Ar	2.15	9.40	7.30	
1.15	6.05	9.20	" Everett	" "	1.13	8.32	6.07	
4.15	8.15	11.55	" Bellingham	" "	11.25	6.20	2.43	
7.15	10.08	1.57	" New Westminster	B. C. "	9.28	4.28	12.38	
7.55	10.45	2.30	Ar. Vancouver	" Lv	9.00	4.00	12.01	

Note—For steamship connections between Seattle and Vancouver, see page 84.

* Daily. † Daily except Sunday. (a) Sunday, Wednesday, Friday. (b) Monday, Wednesday, Friday. (c) Monday, Thursday, Saturday. (d) U. P. No. 3 is held until 11.00 p. m. to protect connection with T. & T. train. (e) Tuesday, Thursday, Saturday. (f) Stops only on signal.

TONOPAH & TIDEWATER R. R.—BULLFROG GOLDFIELD R. R. TONOPAH & GOLDFIELD RAILROAD

23 Daily	4-11	26-9	Mls.	Table No. 112 <i>Pacific Time</i>		10-3	12-3	24 Daily
* 11.00	* 6.05	0	Lv. Los Angeles (U.P.)	Cal. Ar	* 7.00	* 7.00		
1.05	7.49	54	" Riverside (U.P.)	" "	4.40	4.40		
1.40	8.20	64	" San Bernardino (U.P.)	" "	4.00	4.00		
f 6.00	* 12.40	205	Ar. Crucero (U.P.)	" Lv	d 10.19	d 10.19		
e 8.05	a 2.45	0	Lv. Crucero	Cal. Ar	c 10.30	a 10.40		
9.20	3.59	24	" Silver Lake	" Lv	9.25	9.25		
e 1.00	7.30	96	Ar. Death Valley Jct.	" "	6.00	a 6.00		
	8.00	96	Lv. Death Valley Jct.	" Ar	5.15			
	10.20	143	" Beatty	Nev. Lv	3.10			
	a 2.15	222	" Goldfield	" "	c 11.30			
6.40	* 6.40	222	Lv. Goldfield	" Ar	* 10.45		10.45	
8.00	8.05	247	Ar. Tonopah	" Lv	9.25		9.20	
11.50	* 11.50	316	Ar. Mina	" Lv	* 2.55		2.55	

CONNECTIONS AT OMAHA

18	28	2	8	22	16	12	26	C. & N. W.				3	13	11	7	1	27	17	14	12	Wabash		13	11		
8.15	8.00	10.45	10.45	6.00	3.45	6.45	2.35	Lv. Omaha	Ar	3.21	11.50	7.25	8.25	8.25	9.30	11.35										
9.15				7.05	4.40	7.42	3.25	Lv. Mo. Valley	Ar	2.20	10.40	6.25			10.37				8.00	5.00	Lv. Omaha	Ar	10.00	7.30		
11.12				8.55	6.35	9.30	5.15	Ar. Carroll	Lv	12.15	8.50	4.35			6.43	8.25			11.15	9.05	Ar. Maryville	Lv	6.00	4.05		
12.30	11.59	2.40	2.40	10.25	8.15	10.45	6.30	Ar. Boone	Lv	10.25	7.25	3.10	4.32	4.32	5.20	7.00			12.01	10.00	Ar. Stanberry	Lv	5.00	3.15		
1.55				11.52	10.10	12.17	7.59	Ar. Marshalltown	Lv	8.25	5.37	1.30			3.46	5.20			2.00		Ar. Chillicothe	Lv		1.20		
3.38	3.15	5.55	5.55	1.40	12.25	2.10	9.55	Ar. Cedar Rapids	Lv	6.20	3.50	11.44	1.15	1.15	1.59	3.35			2.55		Ar. Brunswick	Lv				
5.40	5.15	7.40	7.40	3.35	2.45	4.05	12.05	Ar. Clinton	Lv	4.05	2.01	9.55	11.25	11.25	12.06	1.40			3.50		Ar. Moberly	Lv		11.20		
9.35	9.00	11.00	11.00	7.20	7.00	7.45	4.05	Ar. Chicago	Lv	11.59	10.30	6.05	8.10	8.10	8.30	10.15			8.00		Ar. St. Louis	Lv		7.30		

204-9-204	210-7-210	216-3-216	C. & N. W.				203-12-203	201-2-201	209-16-209	4	20	8	C. M. & St. P.			19	7	3	16	12	I. C.		11	15-23
7.35	8.20	3.55	Lv. Omaha	Ar	10.15	7.40	11.45	7.00	12.35	6.20	Lv. Omaha	Ar	3.50	7.38	3.15	11.15	9.25	7.03	5.26	Lv. Omaha	Ar	8.15	4.01	
10.45	11.10	7.40	Ar. Sioux City	Lv	7.10	4.40	8.15	11.50	4.40	10.27	Ar. Madrid	Lv	11.25	3.11	9.36	2.00	9.20	11.15	9.25	Ar. Ft. Dodge	Lv	4.10	12.01	
7.25	7.25	7.00	Ar. St. Paul	Lv	10.10	8.15	10.15	3.15	7.45	1.27	Ar. Marion	Lv	8.20	12.20	5.55	4.35	3.02	11.15	9.25	Ar. Waterloo	Lv	1.20	9.10	
8.00	8.05	7.40	Ar. Minneapolis	Lv	9.35	7.35	9.30	6.10	10.05	3.55	Ar. Savanna	Lv	6.05	10.00	3.00	5.09	3.41	7.03	5.26	Ar. Dubuque	Lv	10.44	6.15	
											Ar. Chicago	Lv	2.30	6.20	10.45	6.25	5.05	7.15	5.45	Ar. Galena	Lv	10.07	5.30	
																6.25	5.05	9.55	8.00	Ar. Freeport	Lv	8.55	4.03	
																7.15	5.45	9.55	8.00	Ar. Rockford	Lv	8.00	3.00	
																9.55	8.00			Ar. Chicago	Lv	6.00	12.30	

210-7-1	202-1	204-9-23	C. & N. W.				24-12-203	2-201
* 8.20	* 9.30	* 7.35	Lv. Omaha	Ar	* 10.15	* 7.40		
11.10	12.50	* 10.45	Ar. Sioux City	Lv	* 7.40	4.40		
5.45	5.45	† 4.30	Ar. Salem	Lv	† 12.35	11.20		
† 11.30	† 11.30	6.10	Ar. Sioux Falls	Lv	† 10.00	† 6.32		
8.10	8.10	6.55	Ar. Huron	Lv	9.45	8.45		
10.45	10.45	9.15	Ar. Redfield	Lv	7.45	5.30		
12.55	12.55	† 10.55	Ar. Aberdeen	Lv	† 6.15	3.25		
* 3.10	* 3.10		Ar. Oakes	Lv		* 1.05		

4	2	12	6	C. B. & Q.				5	9	3
9.20	3.45	6.30	6.45	Lv. Omaha	Ar	8.00	11.50	3.50		
12.30	6.12	8.20	8.15	Ar. Red Oak	Lv	5.51	9.48	1.30		
2.10	7.45	9.47	9.40	Ar. Creston	Lv	4.30	8.33	11.40		
6.15	11.13	12.50	12.39	Ar. Ottumwa	Lv	1.16	5.18	7.37		
9.20	1.24	2.34	2.32	Ar. Burlington	Lv	11.16	3.24	5.20		
12.25	2.50	3.48	3.47	Ar. Galesburg	Lv	10.12	2.20	3.53		
6.51	7.00	7.50	7.45	Ar. Chicago	Lv	6.15	10.30	11.30		

12-13	16-17	C. G. W.				14-15	10-11	32	C. G. W.		31
8.30	8.00	Lv. Omaha	Ar	8.40	7.50	3.30	Lv. Co. Bluffs	Ar	10.30		
12.41	12.16	Ar. Ft. Dodge	Lv	4.15	3.15	6.15	Ar. Carroll	Lv	7.40		
3.08	2.45	Ar. Mason City	Lv	1.45	12.53	7.55	Ar. Ft. Dodge	Lv	6.00		
7.35	7.25	Ar. St. Paul	Lv	8.35	8.30						
8.15	8.05	Ar. Minneapolis	Lv	8.00	7.55						

8	14	6	10	C. R. I. & P.				5	23-301	7	13
2.40	6.08	3.25	7.20	Lv. Omaha	Ar	1.25	9.00	11.35	7.45		
7.00	10.45	8.25	11.30	Ar. Des Moines	Lv	8.30	4.47	7.05	2.50		
11.35		1.45	4.15	Ar. Davenport	Lv	4.00	12.24	2.26	10.20		
11.45	3.00	1.55	4.25	Ar. Rock Island	Lv	3.50	12.16	2.15	10.10		
		5.35	8.05	Ar. Joliet	Lv				6.35		
4.15	7.30	6.59	9.13	Ar. Chicago	Lv	11.30	8.25	10.00	5.33		

20	26-16	22-14	C. B. & Q.				15-23	17-27	21
9.30	5.00	11.45	Lv. Omaha	Ar	7.10	11.50	6.30		
1.55	8.40	4.55	Ar. St. Joseph	Lv	1.50	7.20	2.15		
4.05	10.40	7.25	Ar. Kansas City	Lv	11.40		12.10		
	7.25	3.30	Ar. St. Louis	Lv	2.15	9.01			

110-10	14-104	14-108	12-106	Mo. Pac.				11-105	9-103	9-107	19-109
6.02	8.45	1.55	11.45	Lv. Omaha	Ar	7.15	3.40	8.10	7.30		
9.56	2.00	6.35	5.30	Ar. Atchison	Lv	1.30	10.05	3.30	3.35		
	2.50	7.15									

STEAMSHIP CONNECTIONS

Trans-Pacific and Coastwise Service

Union Steamship Co. of New Zealand, Ltd. Sailings from San Francisco

To SYDNEY, AUSTRALIA, via TAHITI (PAPEETE), COOK ISLANDS, (RAROTONGA), and WELLINGTON, NEW ZEALAND
June 15, July 13, Aug. 10 and Sept. 7 by ROYAL MAIL STEAMERS
S. S. "MAKURA" and S. S. "TAHITI"

Round Pacific Tour

San Francisco, Papeete, Rarotonga, Wellington, Sydney, returning Auckland, Suva; Honolulu, Vancouver, \$565 First Class Throughout. Side Trip through Tongan, Samoan and Fijian Groups, \$85 additional.

Pacific Oriental Tour

San Francisco, Papeete, Rarotonga, Wellington, Sydney, Brisbane, Townsville, Thursday Island, Manila, Hong Kong, Shanghai, Kobe, Nagasaki, Yokohama, Honolulu, San Francisco, \$852.40.

Round World Tour

Rates on application. For further information address:

HIND, ROLPH & COMPANY, INC.

General Agents

230 California Street, San Francisco, or call or write Union Pacific System Agents.

PANAMA MAIL S. S. CO.

Five palatial steamers between San Francisco, Los Angeles, Mexico, Guatemala, Salvador, Nicaragua and Panama

	S. S. Ecuador	S. S. Colombia	M. S. City of Panama	S. S. Venezuela	M. S. City of San Francisco
Lv. San Francisco	June 11	July 9	July 16	July 30	Aug. 6
Ar. Los Angeles Harbor	June 13	July 11	July 18	Aug. 1	Aug. 8
Lv. Los Angeles Harbor	June 13	July 11	July 18	Aug. 1	Aug. 8
" Mazatlan, Mexico	June 18	July 16	July 22	Aug. 12	Aug. 12
" Manzanillo, Mexico	June 18	July 16	Optional	Aug. 6	Optional
" Acapulco, Mexico	June 22	July 20	July 27	Aug. 10	Aug. 17
" Champerico, Guatemala	June 23	July 21	July 28	Aug. 11	Aug. 18
" San Jose de Guatemala	June 24	July 22	July 29	Aug. 12	Aug. 19
" Acajutla, Salvador	June 25	July 23	July 30	Aug. 13	Aug. 20
" La Libertad, Salvador	June 25	July 23	July 31	Aug. 13	Aug. 21
" La Union, Salvador	June 27	July 25	July 31	Aug. 15	Aug. 21
" Amapala, Honduras	June 27	July 25	Aug. 2	Aug. 15	Aug. 23
" Corinto, Nicaragua	June 27	July 25	Aug. 3	Aug. 15	Aug. 24
" San Juan del Sur, Nicaragua	June 27	July 25	Aug. 4	Aug. 15	Aug. 24
" Puntarenas, Costa Rica	June 30	July 28	Aug. 7	Aug. 18	Aug. 25
Ar. BALBOA, Canal Zone	June 30	July 28	Aug. 7	Aug. 18	Aug. 28

Connections for the South America West Coast.

W. A. YOUNG, Jr., General Passenger Agent,
2 Pine Street, San Francisco, Cal.

10 Hanover Square
New York, N. Y.

548 South Spring Street
Los Angeles, Cal.

Panama Canal—Central and South America

Fortnightly sailings from San Francisco and Los Angeles to Balboa (Canal Zone). Direct connections for Central and South America.

Largest and Fastest Steamers in the Service

Union Pacific agents will gladly give you complete information, or inquire at offices of the

PANAMA PACIFIC LINE

460 Market Street,
San Francisco

510 S. Spring Street,
Los Angeles

CANADIAN-AUSTRALASIAN ROYAL MAIL LINE

From VANCOUVER and VICTORIA, B. C.

To
NEW ZEALAND - AUSTRALIA
SUVA, FIJI - HONOLULU, T. H.
PALATIAL PASSENGER LINERS

'NIAGARA', 20,000 Tons 'AORANGI', 22,000 Tons
Sailing Aug. 24, Oct. 19 Sailing July 27, Sept. 21

'Maunganui, June 29

AROUND THE PACIFIC TOURS—

Vancouver, Honolulu, Suva, Auckland, Sydney, returning to Vancouver direct or to San Francisco via Wellington, Rarotonga and Tahiti, or to San Francisco or Los Angeles via Honolulu.

FIRST CLASS—TWELVE MONTHS LIMIT \$565.00

For further information address:

JAS. C. IRONS, Manager,
999 Hastings Street, W.,
Vancouver, B. C.

Or, call or write Union Pacific System Agents.

Alaska Steamship Company

Sailings from Seattle at 9 o'clock every Saturday morning throughout the year for Ketchikan, Wrangell, Juneau, Cordova, Valdez, Latouche and Seward, connecting at latter point with Government Railroad for Anchorage and Fairbanks.

Sailings from Seattle every seven to eleven days, March 15 to September 27, for Ketchikan, Wrangell, Petersburg, Juneau, Haines, Skagway and Sitka.

Sailings from Seattle 10 A. M.; July 2, August 11; September 8 and October 6, to Nome and St. Michael.

For definite schedules, rates and other information address:

JOHN H. BUNCH, Traffic Manager
Pier 2, Seattle, Washington

Or, call or write Union Pacific System Agents.

Canadian Pacific Steamships, Ltd.

Trans-Pacific Service

Sailings every three weeks from Vancouver to Yokohama, Kobe, Nagasaki, Shanghai and Hong Kong and Manila by the following Steamships:

S. S. Empress of Russia, S. S. Empress of Canada, S. S. Empress of Asia
COASTWISE SERVICE—DAILY

.....	9.00	11.30	Lv. Seattle	Ar.	8.00	8.30
.....	12.45	Ar. Victoria	Lv.	4.30
.....	11.45	1.45	Lv. Victoria	Ar.	7.00	2.30
.....	7.00	5.45	Ar. Vancouver	Lv.	*11.00	11.45	10.30

ALASKA SERVICE

Frequent sailings from Vancouver for Alert Bay, Prince Rupert, Ketchikan, Wrangell, Juneau and Skagway.

For further information address any Canadian Pacific S. S. agent:

N. R. DES BRISAY, General Passenger Agent
Canadian Pacific Ry. Station, Vancouver, B. C.;
Or, call or write Union Pacific System Agents.

For train service between Seattle and Vancouver, see table 110. * 11.30 P.M. Sat.

hawaii

*fine
anytime*

Trimonthly sailings with giant liners from Los Angeles—via the Southern Route:

Also coastwise service between San Francisco, Los Angeles and San Diego. Four sailings weekly on super-express twin liners—S. S. Yale and S. S. Harvard:

For rates and information, address

Los Angeles Steamship Company

Los Angeles
730 So. Broadway

San Francisco
685 Market St.


New York
505 Fifth Ave.

23-12-25

Chicago

140 South Dearborn St.

or call or write Union Pacific System Agent



ACROSS THE PACIFIC AND ROUND-THE-WORLD

With weekly sailings to the Orient, the Dollar "President" Liners—are the most modern, most commodious and most popular on the trans-Pacific run

*All Outside Staterooms
Famous Cuisine*

PORTS OF CALL:

Honolulu	Kobe	Hong Kong
Yokohama	Shanghai	Manila
Singapore	Port Said	Boston
Penang	Alexandria	New York
Colombo	Naples	Havana
Suez	Genoa	Panama
	Marseilles	
Los Angeles and San Francisco		

NEXT SAILINGS

From Los Angeles From San Francisco

PRESIDENT LINCOLN.....	June 6.....	June 11
PRESIDENT HAYES.....	June 14.....	June 18
PRESIDENT CLEVELAND.....	June 20.....	June 25
PRESIDENT POLK.....	June 28.....	July 2
PRESIDENT PIERCE.....	July 4.....	July 9

For complete information and reservations, communicate with any tourist or railroad office or with any Dollar Line office.

HUGH MACKENZIE, General Passenger Agent
311 California Street, San Francisco

GEORGE G. NEIL,
District Passenger Agent,
514 West Sixth St., Los Angeles

HOWARTH LEWIS,
Assistant General Passenger Agent,
25 Broadway, New York

DOLLAR STEAMSHIP LINE

"The Shortest Route to the Orient"

Horseshoe Tours of the Orient... Round the World

A VOYAGE of discovery to these and other magic cities of the Orient is now more than ever attractive and inexpensive. Take advantage of these round trip fares. Plan to go.

\$600 Yokohama and return. Sail from Seattle for Yokohama returning via Honolulu to San Francisco. Or direct from Yokohama to Seattle.

\$692 Shanghai and return. Sail from Seattle for Yokohama, Kobe and Shanghai, returning from Japan to San Francisco via Honolulu. Or return direct from Yokohama to Seattle.

\$750 Manila and return. Sail from Seattle for Yokohama, Kobe, Shanghai, Hong Kong and Manila, returning through the same ports and via Honolulu to San Francisco. Or return from Japan to Seattle.

Go in comfort aboard the spacious, oil-burning President Liners. They are especially equipped for the Orient run with broad, sunny decks for rest or play.

Public rooms are luxuriously furnished. All accommodations are first class with beds instead of berths. All rooms are outside, commodious and well ventilated. The dining service is unsurpassed.

President Lincoln	June 21
President Madison	July 5
President Jackson	July 19
President McKinley	Aug. 2
President Grant	Aug. 16
President Cleveland	Aug. 30
President Taft	Sept. 7
President Pierce	Sept. 13

Complete information from any Union Pacific
Railway ticket agent or write to
D. J. HANSCOM, General Passenger Agent,
1519 Railroad Avenue South, Seattle

American Mail Line

32 Broadway, New York
110 S. Dearborn St., Chicago
177 State St., Boston Dime Bank Bldg., Detroit
101 Bourse Bldg., Philadelphia



MALOLO

{flying fish} queen of the famous fleet
that serves Hawaii



Added to the regular San Francisco-Hawaii service late this summer, the new de luxe express liner MALOLO is the largest, swiftest and most luxurious passenger ship ever built in America. She will make the voyage to Honolulu in the astonishing time of four days.

She has more bathrooms than any ship afloat and accommodations for only first-class passengers—650 of them. The Malolo will sail from San Francisco every second Saturday. The Matson fleet now comprises nine splendid vessels providing the most frequent sailings to Hawaii.

Sailings for Honolulu

from San Francisco:

S. S. Manoa	June 15	S. S. Maui	July 20
S. S. Maui	June 22	S. S. Wilhelmina	July 27
S. S. Sierra	June 23	S. S. Malolo	July 30
S. S. Wilhelmina	June 29	S. S. Ventura	Aug. 4
S. S. Matsonia	July 6	S. S. Sierra	Aug. 25
S. S. Sonoma	July 14	S. S. Sonoma	Sept. 15

from Seattle:

S. S. Lurline	July 2	S. S. Lurline	Sept. 24
S. S. Lurine	Aug. 13		

to the SOUTH SEAS and AUSTRALIA

Only a few days' voyage beyond Hawaii, an Oceanic Liner will carry you to romantic Samoa and Fiji, where the life of the island folk retains its simplicity and charm. Sydney, reached in 19 days from San Francisco, is a city of a million people—metropolis of the great Commonwealth of Australia.


Sailings from San Francisco:

S. S. Ventura	June 23	S. S. Sierra	Aug. 25
S. S. Sonoma	July 14	S. S. Sonoma	Sept. 15

MATSON LINE OCEANIC LINE

215 Market Street, San Francisco

New York Chicago Los Angeles Seattle



To Japan - China - Far East California-Orient Line


Sailings from San Francisco, via Honolulu

Siberia Maru	June 21
Taiyo Maru	July 5
Tenyo Maru	July 19
Korea Maru	Aug. 2

Seattle-Orient Line

Sailings from Seattle and Victoria

Yokohama Maru	June 14
Toyama Maru	June 26
Kaga Maru	July 6
Iyo Maru	July 27
Tokiwa Maru	Aug 7



551 Market St., San Francisco
10 Bridge St., New York
801 First Ave., Seattle
19 Biltmore Hotel Arcade, Los Angeles

McCORMICK STEAMSHIP COMPANY

Operating Between

Portland, San Francisco and Los Angeles

S.S. ROSE CITY—S.S. NEWPORT

Travel the Water Way—High Class Service
Music—Dancing

Southbound Schedule:

Leave Portland Every Friday
Arrive San Francisco Every Sunday
Leave San Francisco Every Tuesday
Arrive Los Angeles Every Wednesday

Northbound Schedule:

Leave Los Angeles Every Thursday
Arrive San Francisco Every Friday
Leave San Francisco Every Saturday
Arrive Portland Every Monday

Further information may be obtained from the following:

EARL D. WALKER, Dist. Pass. Agt.,
105 Third Street,
Portland, Ore.

S. HOWARD EWING, Dist. Pass. Agt.,
661 Market Street,
San Francisco, Cal.

E. S. SULLIVAN, Dist. Pass. Agt.,
216 West 7th Street,
Los Angeles, Cal.

F. W. BROSE, Gen. Pass. Agt.,
661 Market Street,
San Francisco, Cal.

or any agent named on pages 91-94.



All-Expense Cruises and Tours To the "Golden Caribbean"

FROM 11 to 24 days of luxurious sea—and land—travel on ships built especially for tropical cruises. The best food money can buy, comfortable beds, and service that makes "Every Passenger a Guest." You can visit the romantic and historic places in HAVANA, JAMAICA, PANAMA CANAL, COSTA RICA, GUATEMALA, COLOMBIAN PORTS. Sailings twice every week from New York and New Orleans. All expenses—motor trips, hotel accommodations, railroad fares, etc.—are included in the price you pay for your ticket.

For information, literature, rates, and reservations inquire of any UNION PACIFIC SYSTEM Ticket Agent.

GENERAL INFORMATION

Not Responsible. The Union Pacific System is not responsible for errors in time tables, inconvenience or damage resulting from delayed trains or failure to make connections; schedules herein are subject to change without notice.

Mileages in this folder are not always the same as those shown on stations; here they are shown from the train terminals indicated by 0 in miles column, while those on stations are from terminals shown thereon.

Buy Tickets before boarding trains and avoid payment of extra charge.

Persons desiring Coupon Tickets at stations where not regularly sold can obtain them by giving Ticket Agent sufficient notice to enable him to procure them.

Children under 5 years of age free, when accompanied by parent or guardian; 5 years of age and under 12, one-half fare; 12 years of age or over, full fare.

Adjustment of Fares. In case of dispute with Conductors or Agents, pay the fare required, take receipt and communicate with General Passenger Agent, Omaha, Nebraska.

Tickets Must be Used within Limit. Local one-way tickets will be honored only for continuous passage to destination, commencing within one day from date of sale. Passengers holding interline tickets must reach destination not later than midnight of date indicated on ticket or stop-over paper.

Redemption of Tickets. Tickets unused, or partly used, will be redeemed under tariff regulations at proper value, after deducting proper tariff charges for service rendered thereon.

Stop-overs are allowed, within final limit, on all round trip Summer, All-Year and Winter Excursion tickets at all points en route on going and returning trips, on application to conductor.

Stop-overs of ten days are allowed on all one way tickets, on application to conductor and by depositing ticket with ticket agent, at the following points:

- | | | |
|------------------------|----------------------|----------------------|
| Colton, Calif. | Boise, Ida. | ③Portland, Ore. |
| Cruero, Calif. | ②Idaho Falls, Ida. | ③Lund, Utah |
| Los Angeles, Calif. | Pocatello, Ida. | ③Milford, Utah |
| Pasadena, Calif. | Council Bluffs, Iowa | Ogden, Utah |
| Riverside, Calif. | Kansas City, Mo. | Provo, Utah |
| San Bernardino, Calif. | St. Joseph, Mo. | Salt Lake City, Utah |
| Denver, Colo. | Lincoln, Nebr. | Thistle, Utah |
| ①Fort Collins, Colo. | Omaha, Nebr. | ③Seattle, Wash. |
| ①Greeley, Colo. | North Platte, Nebr. | ③Spokane, Wash. |
| ①La Salle, Colo. | ③Caliente, Nev. | ③Tacoma, Wash. |
| | ③Las Vegas, Nev. | ③Cheyenne, Wyo. |

- ① Stop-overs allowed only for visiting Rocky Mountain National Park.
- ② Stop-overs allowed only for Yellowstone National Park.
- ③ Stop-overs not allowed on tickets sold at and reading between points in Oregon and Washington.
- ④ Stop-overs not allowed on tickets sold at and reading to points in Wyoming.
- ⑤ Stop-overs allowed only on tickets sold at points east of and including Cheyenne, Wyo., or Grand Junction, Colo., to points in British Columbia, Oregon, Washington or California, or the reverse.

Side Trips: Arrangements are in effect whereby passengers may obtain side

trips to Colorado Springs, Salt Lake City, Seattle and Tacoma on certain tickets without additional charge.

Optional Routes: Arrangements are in effect affording numerous optional routes to passengers routed via the Union Pacific System.

Ask your local ticket agent or Union Pacific representatives for details regarding stop-overs, side trips and optional routes.

Baggage Maximums. Baggage not exceeding 45 inches in any dimension, will be checked free for each passenger, as follows: for those presenting full ticket, 150 pounds; half ticket, 75 pounds. No single piece of baggage exceeding 250 pounds in weight, or 72 inches in greatest dimension, or single shipment exceeding \$2,500.00 in value, will be checked. Free allowances subject to tariff stipulations as to contents, weight, value and size. For around-the-world and Trans-Pacific passengers, 350 pounds of baggage, not exceeding \$100.00 in value, may be checked without additional charge for each adult ticket, and 175 pounds not exceeding \$50.00 in value for each child traveling on half ticket.

Baggage Valuation. The value of baggage must be declared at time of checking. **Bicycles** (not Motorcycles), **Baby Carriages, Dogs, and Guns** are transported in baggage cars subject to tariff regulations.

Hand Baggage in Pullman Cars is restricted to what can be conveniently placed in berth or seat occupied by passengers.

Mark Your Baggage. All baggage should be legibly marked with the name and permanent address of the owner.

Stopping Trains on Signal. Where trains are scheduled to stop only on signal, advance notice should be given, so that necessary arrangements may be perfected.

Ticket Offices at all local stations open thirty minutes before departure of passenger trains, affording passengers ample time to procure tickets and get baggage checked before departure of train. Station baggagemen are required to examine tickets before checking baggage. Before entering a train passengers should ascertain from the Ticket Agent or Trainmen whether the train stops at the station which is their destination, in order that no mistakes may occur at Flag or Signal Stations.

Lost Articles should be inquired for by addressing General Baggage Agent, Union Pacific Railroad, Omaha, Nebraska.

No Responsibility is Assumed for unchecked articles left in stations or cars.

The National Travelers Aid Society. Representatives of National Travelers Aid Society are at many of the larger stations for purpose of relieving those in distress and offering assistance to the unprotected. Those in need of such service should inquire of the station force for a National Travelers Aid Society representative.

Western Union Telegraph Offices are maintained at all stations enabling passengers to communicate conveniently at any time with home or business anywhere. Telegram blanks in Pullman cars.

Passengers can aid in making the Safety-First movement more successful: by not getting on or off moving trains; by not placing baggage or packages in the aisle for others to fall over; by not placing baggage or packages that are too large in the racks of cars; by not putting their heads or arms out of car windows or throwing bottles or other objects therefrom; by seeing that open windows are securely latched before putting arms or hands on sill; by looking both ways before crossing the tracks; by not standing on or too near the tracks.

UNION PACIFIC SYSTEM
UNION PACIFIC RAILROAD COMPANY
OREGON SHORT LINE RAILROAD COMPANY
OREGON-WASHINGTON RAILROAD & NAVIGATION COMPANY
LOS ANGELES & SALT LAKE RAILROAD COMPANY
THE ST. JOSEPH AND GRAND ISLAND RAILWAY COMPANY

REPRESENTATIVES OF THE DEPARTMENT OF TRAFFIC

ABERDEEN, WASH.—3-4 Union Passenger Station, K and River Sts.—Phone 1046
 F. E. STUEBBAKER District Freight and Passenger Agent
ASTORIA, ORE.—Union Pacific System Wharf—Phone 801
 G. W. ROBERTS District Freight and Passenger Agent
ATLANTA, GA.—1232 Healey Building.—Phone Walnut 6163
 W. C. ELGIN General Agent
 G. J. GARMON Traveling Freight and Passenger Agent
 F. S. SMITH Traveling Freight and Passenger Agent
BEND, ORE.—Phone 456-W
 E. H. MCALLEN Traveling Freight and Passenger Agent
BIRMINGHAM, ALA.—742 Brown-Marx Bldg., First Ave. and 20th St.—
 J. H. DOUGHTY General Agent
BOISE, IDAHO—City Ticket Office, 823 Idaho Street—Phone 414
 W. B. MARSHAM Traveling Freight and Passenger Agent
JOEL L. PRIEST General Agent
 W. H. MINIELY City Ticket Agent
BOSTON, MASS.—207-8 Old South Bldg., 294 Washington St.—Phone Liberty 4254
 WILLARD MASSEY General Agent
 T. C. WALLACE Traveling Freight and Passenger Agent
 M. W. COONERTY Traveling Freight and Passenger Agent
 C. H. SALTMARSH Traveling Freight and Passenger Agent
 G. A. OULTON Freight and Passenger Agent
 T. W. FULLER City Passenger Agent
BREMERTON, WASH.—Consolidated Ticket Office—224 Front St.—Phone 722
 A. F. LEE Agent
BUTTE, MONT.—229 Riato Bldg., 4 S. Main Street—Phone 79
 HENRY COULAM General Agent
 W. S. COOK City Passenger Agent
 J. D. HAGUE Traveling Freight and Passenger Agent
 D. E. WILDER General Agent
CHEYENNE, WYO.—Plains Hotel Bldg., 1605 Central Avenue—Phone 804
 C. B. IRWIN General Agent, Freight Department
 Union Pacific Station—Phone 1300, Branch 6
 O. B. STAPLETON Ticket Agent
CHICAGO, ILL.—City Ticket Office, 6 So. LaSalle Street, Otis Building
 G. R. LEMMER General Agent, Passenger Department
 WILLIAM W. WEBER City Passenger Agent
 DONALD R. ECK City Passenger Agent
 E. E. ROBERTSON Traveling Passenger Agent
 R. C. HARTSELL City Ticket Agent
 C. V. WEDELL Passenger Agent
Freight Department—1419-21 Garland Bldg., 58 E. Washington Street—Phone 470
 F. L. FEAKINS Assistant Export Traffic Manager
 A. J. DUTCHER Import and Export Freight Agent
 E. D. ROSENGREN Traveling Freight Agent
 E. W. MAU Traveling Freight Agent
CINCINNATI, OHIO—705 Dixie Term. Bldg., 4th and Walnut Sts.—Phone Main 139
 W. H. CONNOR General Agent
J. STANLEY ORR District Passenger Agent
 F. B. SWOPE Traveling Freight and Passenger Agent
 F. G. BUSCH Traveling Freight and Passenger Agent
 J. R. LIVSEY Traveling Freight and Passenger Agent
 W. A. LOONEY City Passenger Agent
CLEVELAND, OHIO—941 Union Trust Bldg., 925 Euclid Ave.—Phone Main 3070
 W. H. BENHAM General Agent
 J. L. BALMER Traveling Freight and Passenger Agent
 EDWIN H. ALLEN Traveling Freight and Passenger Agent
 RICHARD E. BURT City Passenger Agent
 W. G. PETERJOHN Traffic Agent
COUNCIL BLUFFS, IA.—City Ticket Office, 36 Pearl Street—Phone 6000
 H. B. EBER City Ticket Agent
DALLAS, TEXAS—909 Magnolia Bldg., Commerce and Akard Sts.—Phone 7-1778
 E. G. KOENEMAN General Agent
 J. E. HARWELL Traveling Freight and Passenger Agent
DENVER, COLO.—601 Seventeenth Street—Phone Main 5565
 J. S. McCLURE Assistant General Passenger Agent
 WM. T. PRICE Assistant General Freight Agent
 F. B. VAN SAUN Traveling Passenger Agent
 W. B. HILL Traveling Passenger Agent
 W. A. MILLER Depot Passenger Agent
 L. M. TUDOR Traveling Freight Agent
 A. W. DAVIS Traveling Freight Agent
 ANDREW LINDBERG Traveling Freight Agent
 J. H. PHELPS Traveling Freight Agent
City Ticket Office—601 Seventeenth Street—Phone Main 5565
 K. N. MIDDLEKAUFF City Passenger and Ticket Agent
 M. J. HANDLEY City Passenger Agent
 L. P. FRENCH City Passenger Agent
DES MOINES, IA.—407 Equitable Bldg., 6th & Locust Sts.—Phone Walnut 3563
 D. M. SARKIS General Agent
 V. C. KUENE Traveling Passenger Agent
 FRED P. STAFFORD Traveling Freight Agent
 R. L. HENRY Traveling Freight and Passenger Agent
DETROIT, MICH.—508 Transportation Bldg., 131 Lafayette Blvd., West—
 A. R. MALCOLM General Agent
 I. G. MEER City Passenger Agent
 J. G. HOWEN Traveling Freight and Passenger Agent
 W. W. HOTT Traveling Freight and Passenger Agent
 C. W. NETHERCOT Traffic Agent
 J. E. RONAN Traffic Agent
EUGENE, ORE.—Osburn Hotel—Phone 891
 A. W. BEKER Traveling Freight and Passenger Agent
FORT COLLINS, COLO.—Union Pacific Station—Phone 232
 L. B. WHITEHEAD Passenger and Ticket Agent
FRESNO, CAL.—207-8 Rowell Bldg., Tulare St. and Van Ness Ave.—Phone 21615
 T. E. BROSNAMAN General Agent
 R. E. DRUMMY Traveling Freight and Passenger Agent
 H. G. FELTNER Traveling Freight and Passenger Agent
GLENDALE, CAL.—129 South Brand Boulevard—Phone 723
 C. A. REDMOND General Agent
 J. M. GREAVES City Ticket Agent

HOLLYWOOD, CAL.—City Ticket Office, Christie Hotel, 6732 Hollywood Blvd.—
 H. W. HICKS General Agent, Passenger Department
 W. L. RIMMEL City Passenger and Ticket Agent
KANSAS CITY, MO.—Passenger Department, 805 Walnut St.—Phone Main 6590
 SETH C. RHODES General Agent, Passenger Department
 H. K. PROUDFIT Traveling Passenger Agent
 O. D. CROFUT Traveling Passenger Agent
 E. M. MATTES City Passenger Agent
 C. D. HUBBARD Depot Passenger Agent
City Ticket Office—805 Walnut Street—Phone Main 6530
 C. F. HALLSMAN City Ticket Agent
Gen'l. Freight Dept.—217 Railway Exch. Bldg., 7th & Walnut Sts.—Phone Main 6530
 H. G. KAILL General Freight Agent
 JULIAN NANCE General Agent, Freight Department
 J. M. MILLS Traveling Freight Agent
 I. O. STUYVER Traveling Freight Agent
 W. E. PARKER Live Stock Agent, Live Stock Exchange Bldg.
LEAVENWORTH, KAN.—Union Station, Main and Delaware Streets—Phone 426
 A. E. MARTENY General Agent
LEWISTON, IDAHO—224 Breiter Building—Phone Main 1163
 H. J. BERGER Traveling Freight and Passenger Agent
LINGOLN, NEB.—City Ticket Office, 204 N. Eleventh Street—Phone B-1167
 A. D. GRANT General Agent
LONG BEACH, CAL.—120 West Ocean Boulevard—Phone 62493
 R. W. SMOCK General Agent
 L. T. HARDING City Passenger Agent
 J. L. HERNHEISEN City Ticket Agent
LOS ANGELES, CAL.—City Ticket Office, 732 So. Broadway—Phone Main 8900
 J. CRUICKSHANK General Agent, Passenger Department
 A. F. JACKSON District Passenger Agent
 H. C. LAIRD City Ticket Agent
 LESTER DEWITT Traveling Passenger Agent
 C. L. WRENN Traveling Passenger Agent
 C. P. ENSIGN City Passenger Agent
 B. THOMPSON City Passenger Agent
 C. V. LEWIS City Passenger Agent
 C. C. DWYER City Passenger Agent
 J. D. T. BRYAN (Central Passenger Station) Depot Passenger Agent
 R. B. CHAMBERLAIN (Highland Park Office, 5607 Pasadena Ave.) Agent
 L. S. WHITFORD (Branch Tkt. Office, 517 Pac. Electric Bldg., 6th & Main) Agent
 523-47 Pacific Electric Bldg., Sixth and Main Streets—Phone Main 9000
 L. M. BROWN Assistant General Passenger Agent
 E. A. COONS General Agent, Freight Department
 D. M. COLLINS Traveling Freight Agent
 B. M. JONES Traveling Freight Agent
 J. H. BURTNER, (503 Pac. Electric Bldg., 6th and Main Sts.) Agriculturist
MILWAUKEE, WIS.—703 Straus Bldg., 230 Wisconsin Ave.—Phone Grand 7022
 K. F. MINDEMANN General Agent
 G. J. BUCKINGHAM Traveling Passenger Agent
 MARSHALL R. BRAN Traveling Freight Agent
 C. C. CROUSE City Passenger Agent
MINNEAPOLIS, MINN.—618 Metropolitan Life Bldg., 125 S. Third Street—
 E. H. HAWLEY General Agent
 H. F. CARTER City Passenger Agent
 WM. H. BRENNAN Traveling Freight and Passenger Agent
 A. J. WINTERSTEEN Traveling Freight and Passenger Agent
NEW ORLEANS, LA.—1001 New Orleans Bank Bldg., 226 Carondelet St.—
 R. A. PETERS General Agent
 R. D. TATE Main 0776 } Traveling Freight and Passenger Agent
NEW YORK, N. Y.—City Passenger Office, 205 Farmers' Loan and Trust Company
 Building, 475 Fifth Avenue—Phone Lexington 2450
 J. B. DEPRIEST General Agent
 I. W. CARTER District Passenger Agent
 H. L. GARDNER City Passenger Agent
 G. I. GILES City Passenger Agent
 J. M. QUADE, JR. Passenger Agent
2001 Transportation Bldg. 225 Broadway—Phone Whitehall 5915; 5916; 5917; 5918
 J. B. DEPRIEST General Agent
 D. C. FISK, JR. Traveling Freight and Passenger Agent
 C. J. SMITH Traveling Freight and Passenger Agent
 J. T. CAULFIELD Traveling Freight and Passenger Agent
 W. V. MAY Traveling Freight and Passenger Agent
OAKLAND, CAL.—409 Henshaw Bldg., 433 Fourteenth St.—Phone Lakeside 2890
 JAMES WARRACK General Agent
 H. M. MACGREGOR City Passenger Agent
 H. S. SWANNY Traveling Freight and Passenger Agent
OCEAN PARK, CAL.—139 Pier Avenue—Phone Ocean Park 61174
 S. C. FROST General Agent
 JOHN D. POST City Ticket Agent
OGDEN, UTAH—214 David Eccles Bldg., 390 24th Street—Phone Main 740
 C. L. MCKNIGHT General Agent
OMAHA, NEB.—Union Pacific Headquarters Bldg., 1416 Dodge St.—Jackson 5322
 JOHN P. CUMMINS Assistant to Passenger Traffic Manager
 J. O. GOODELL Assistant General Passenger Agent
 B. OMER Assistant General Passenger Agent
 B. ARMSTRONG Assistant General Passenger Agent
 F. E. WATKINS Traveling Passenger Agent
 E. C. MALLON Traveling Passenger Agent
 V. B. SMITH Depot Passenger Agent
 W. D. CLIFTON General Agent, Freight Department
 R. H. DRUMMOND Traveling Freight Agent
 JESSE D. WHITMORE Live Stock Agent
 R. A. SMITH Supervisor of Agriculture
City Ticket Office—1523 Farnam Street—Phone Jackson 5322
 L. BEINDORFF General Agent, Passenger Department
 A. K. CURTS City Passenger Agent
PASADENA, CAL.—Maryland Hotel, 395 E. Colorado St.—Phone Fair Oaks 1708
 R. F. FARMER General Agent, Passenger Department
 F. T. BERRY City Passenger Agent
 F. A. FORCEHE City Ticket Agent

Continued on pages 93-94

REPRESENTATIVES OF THE DEPARTMENT OF TRAFFIC—Continued

PHILADELPHIA, PA.—508 Commercial Trust Bldg., 15th and Market Sts.—
 H. L. LAUBY, Phone General Agent
 GORDON G. NOBLE {Rittenhouse 2170} Traveling Freight and Passenger Agent
 D. H. VOLTZ Traveling Freight and Passenger Agent
 J. L. BRECHIN Traveling Freight and Passenger Agent
 T. M. J. FRITZ City Passenger Agent
 PITTSBURGH, PA.—216 Oliver Bldg., Smithfield Street and Sixth Avenue—
 JOHN D. CARTER, Phone General Agent
 EDWARD EMERY, Atlantic 0260 District Passenger Agent
 G. O. HASSENFRITZ Traveling Freight and Passenger Agent
 GAYLORD F. ALLEN Traveling Freight and Passenger Agent
 GREGG W. COOK City Passenger Agent
 POMONA, CAL.—Union Pacific System Passenger Station— Phone Pomona 1288
 MADISON H. FOWLER Passenger and Freight Traffic Agent
 PORTLAND, ORE.—628-37 Pittock Block, 385 1/2 Washington Street—
 A. C. MARTIN, Phone Assistant General Passenger Agent
 C. H. DEXTER, Broadway 4500 General Agent, Freight Department
 J. H. O'NEILL Traveling Passenger Agent
 J. A. NOTT Traveling Freight and Passenger Agent
 E. A. KLIPPEL, JR. City Passenger Agent
 BURTON BECK City Passenger Agent
 N. B. FALLAS Passenger Agent
 DAN E. CLARK Live Stock Agent
 C. C. GIGNOUX Assistant Supervisor of Agriculture
 WONG ON Chinese Passenger Agent, 93 N. Fourth Street
 Consolidated Ticket Office—Third and Washington Sts.—Phone Broadway 6531
 A. L. ARNOLD Agent
 REDLANDS, CAL.—14 Cajon Street— Phone Main 1133
 L. C. FOWLER Passenger and Freight Traffic Agent
 RENO, NEV.—200 Nevada State Life Bldg., 2nd & Center Sts.—Phone Reno 555
 E. E. LARKIN General Agent
 RIVERSIDE, CAL.—Glenwood Mission Inn, 680 Main Street— Phone 628
 W. A. SHOOK Traveling Freight and Passenger Agent
 OTTO NILSSON Traveling Freight and Passenger Agent
 WALTER DITTMER City Ticket Agent
 SACRAMENTO, CAL.—221 California Fruit Bldg., 1006 4th St.—Phone Main 395
 G. T. SLAISON General Agent
 G. C. ROBERTSON Traveling Freight and Passenger Agent
 G. C. HOWARD Traveling Freight and Passenger Agent
 ST. SEPE, MO.—302 1st State Bank Bldg., Frederick Ave. & Felix St.—Ph. 6-7602
 S. E. STOHR General Freight and Passenger Agent, St. J. and G. I. Ry. Co.
 J. W. MARTIN Traveling Freight and Passenger Agent
 (Passenger Station, Fairbury, Neb.)
 City Ticket Office—505 Francis Street— Phone 6-1896
 F. H. BYERS City Passenger Agent
 ST. LOUIS, MO.—2053 Railway Exchange Bldg., 611 Olive St.—Phone Garfield 1504
 J. L. CARNEY General Agent
 J. W. MCBURNEY Traveling Freight and Passenger Agent
 E. R. FIELD Traveling Freight and Passenger Agent
 J. M. REBMAN City Passenger Agent
 SALINA, KAN.—Phone 397
 J. R. LYNCH Traveling Freight Agent
 SALT LAKE CITY, UTAH—Deseret News Bldg., 10 S. Main St.—Phone Wasatch 800
 C. W. PRICE Assistant General Passenger Agent
 C. H. CUTTING Traveling Passenger Agent
 GEO. M. BISBEE Live Stock Agent
 W. J. MARTIN Assistant Supervisor of Agriculture

SALT LAKE CITY, UTAH, (Continued)
 City Ticket Office—Hotel Utah, Main and S. Temple St.— Phone Wasatch 680
 E. A. SHEWE District Passenger Agent
 D. E. SULLIVAN City Passenger Agent
 A. J. SEITZ General Agent, Freight Department
 W. H. LEE Traveling Freight Agent
 SAN DIEGO, CAL.—34 Plaza Street— Phone Main 7213
 C. C. JEWETT General Agent
 EDWARD H. HODGINS City Freight and Passenger Agent
 SAN FRANCISCO, CAL.—City Ticket Office, 673 Market St.— Phone Sutter 676
 H. A. BUCK District Passenger Agent
 C. L. SMITH City Passenger Agent
 F. E. COLLEY City Passenger Agent
 C. H. MERTENS City Passenger Agent
 415 Monadnock Bldg., 681 Market St.— Phone Sutter 502
 A. V. STEVENSON Traveling Freight and Passenger Agent
 R. M. RITCHIEY Traveling Freight and Passenger Agent
 SAN PEDRO, CAL.—101 West Seventh Street— Phone 1073
 J. V. CARROLL General Agent
 JOHN M. GARNER City Passenger Agent
 R. R. RUSSELL City Ticket Agent
 SANTA ANA, CAL.—305 North Main Street— Phone 1377
 C. S. BROWNE General Agent
 J. V. CONNETT City Freight and Passenger Agent
 SAWTELLE, CAL.—1613 Sawtelle Blvd.— Phone Santa Monica Exchange 32262
 H. W. BUNT City Passenger and Ticket Agent
 SEATTLE, WASH.—201 Union Sta., 4th Ave. & Jackson St.— Phone Elliott 6933
 W. H. COLLIER Assistant General Freight and Passenger Agent
 W. S. ELLIOTT General Agent, Freight Department
 FRANK S. ELLIOTT Traveling Freight and Passenger Agent
 City Ticket Office—1405 Fourth Avenue— Phone Elliott 6933
 H. A. LAWRENCE General Agent, Passenger Department
 A. L. IVES City Passenger Agent
 H. E. MOORES City Passenger Agent
 SIOUX CITY, IOWA—408 Commerce Bldg., 520 Neb. St.—Phone Automatic 68328
 C. W. EYERS Traveling Freight Agent
 SPOKANE, WASH.—727 Sprague Avenue— Phone Main 4121
 F. H. HOCKEN District Freight and Passenger Agent
 F. M. DE RIEMER City Passenger and Ticket Agent
 C. P. MCARTHUR City Passenger Agent
 P. J. NIXDORFF Traveling Freight and Passenger Agent
 L. J. CANFIELD Traveling Freight and Passenger Agent
 (104 6th Avenue, West, Calgary, Alberta.)
 TACOMA, WASH.—114 South Ninth Street— Phone Main 2717
 T. I. MCGRATH Acting District Freight and Passenger Agent
 H. M. ADKINS Traveling Freight and Passenger Agent
 NORMAN HALL City Passenger and Ticket Agent
 TORONTO (2), ONT.—201 Canadian Pacific Bldg., 69 Yonge St.—Phone Elgin 4685
 GEO. W. VAUX General Agent
 TULSA, OKLA.—320 Kennedy Bldg., 319 So. Boston St.— Phone 26859
 F. F. ROBINSON General Agent
 L. B. BRADLEY Traveling Freight and Passenger Agent
 WALLA WALLA, WASH.—Baker Building, Main and 2nd Sts.—Phone Main 14
 W. J. LEONARD District Freight and Passenger Agent
 J. I. PURDY Traveling Freight and Passenger Agent
 WHITTIER, CAL.—Union Pacific System Passenger Station— Phone W 24-291
 G. B. KENNARD City Freight and Passenger Agent
 YAKIMA, WASH.—Union Pacific Building, 104 W. Yakima Ave.—Phone 8171
 H. M. WEST District Freight and Passenger Agent

C. J. COLLINS
 General Passenger Agent
 OMAHA, NEB.
JOHN L. AMOS
 Assistant Traffic Manager
 Deseret News Building
 SALT LAKE CITY, UTAH

W. S. BASINGER
 Passenger Traffic Manager
 OMAHA, NEB.

D. S. SPENCER
 General Passenger Agent
 SALT LAKE CITY, UTAH
A. S. EDMONDS
 Assistant Traffic Manager
 PORTLAND, ORE.

W. K. CUNDIFF
 General Passenger Agent
 PORTLAND, ORE.
R. B. ROBERTSON
 Assistant Traffic Manager
 LOS ANGELES, CAL.

R. R. MITCHELL
 Freight Traffic Manager
 OMAHA, NEB.

GEO. R. BIERMAN
 General Passenger Agent
 LOS ANGELES, CAL.
A. V. KIPP
 Assistant Traffic Manager
 681 Market Street
 SAN FRANCISCO, CAL.

DEPARTMENT OF TOURS

J. L. BURGAR, Manager, 226 W. Jackson St., Chicago, Ill.
 CINCINNATI, OHIO—202 Dixie Terminal Building—
 C. W. JACKSON Traveling Agent
 CLEVELAND, OHIO—939 Union Trust Building—
 C. J. STEGEMAN Traveling Agent
 DETROIT, MICH.—621 Transportation Building—
 H. P. DICKSON Traveling Agent
 INDIANAPOLIS, INDIANA—308 Merchants Bank Building—
 C. A. STODDARD Traveling Agent
 MILWAUKEE, WISCONSIN—99 Wisconsin Street—
 C. E. FRAIN Traveling Agent
 PITTSBURGH, PA.—202 Oliver Building—
 W. E. EVANS Traveling Agent
 ST. LOUIS, MO.—2053 Railway Exchange Building—
 E. L. KNIGHT Traveling Agent

The Union Pacific Travel Library

The Union Pacific publishes the following illustrated booklets and folders which contain accurate travel information and descriptions of the scenic regions reached by its lines. Any representative will send you copies upon request. You will find them interesting, informative and helpful in planning any western trip.

California Dude Ranches Out West Southern California
 Yellowstone National Park Unknown Places in Idaho
 Along the Union Pacific System Folder Map of the United States
 The Pacific Northwest and Alaska Colorado Mountain Playgrounds
 Zion-Grand Canyon National Parks, Bryce Canyon
 Summer Vacation Tours