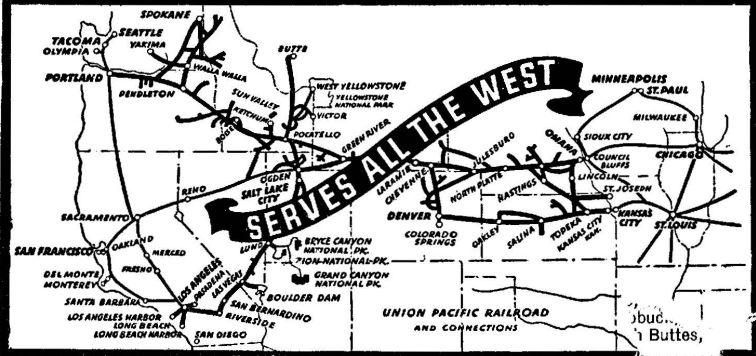


Revised to June 6, 1937

UNION PACIFIC RAILROAD

Time Tables

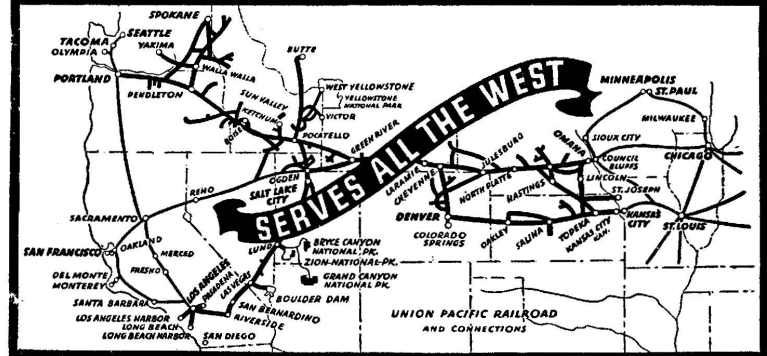


SHIP AND RIDE UNION PACIFIC

Revised to June 6, 1937

UNION PACIFIC RAILROAD

Time Tables



SHIP AND RIDE UNION PACIFIC

General Index

Section	Page	Section	Page
General Information	2	Branch Lines in Wyoming	47 and 48
Index to Union Pacific Stations	3 to 5	Branch Lines in Utah	48 and 53
Streamliner Time Tables	6	Branch Lines in Idaho	48 to 52
Condensed Time Tables	8 to 27	Branch Lines in Oregon	49, 50, 51 and 52
Equipment of Through Trains	8 to 27	Branch Lines in Washington	50, 51 and 52
Boulder Dam Information	17	Branch Lines in Nevada	51 and 53
Bonneville Dam Information	19	Branch Lines in California	53
Main Line Train Schedules	28 to 44	Connecting Line Train Service	54 to 56
Union Pacific Historical Museum	37	Connecting Steamship Lines	57
Map of Union Pacific Railroad and Connections	32 and 33	Pullman Sleeping Car Rates	59
Department of Tours Service	41	Coach Meals and Dining Car Menus	60
Branch Lines in Nebraska	45 and 46	The Challenger Information	61
Branch Lines in Kansas	45, 46 and 47	Union Pacific Traffic Representatives	62 and 63
Branch Lines in Colorado	47	Handy Calendar	63
Branch Lines in Montana	48	Sun Valley Lodge, Ketchum, Idaho	Back Cover

GENERAL INFORMATION

Not Responsible. The Union Pacific Railroad is not responsible for errors in time tables, inconvenience or damage resulting from delayed trains or failure to make connections; schedules herein are subject to change without notice.

Buy Tickets before boarding trains and avoid payment of extra charge.

Ticket Offices at all local stations open thirty minutes before departure of passenger trains, affording passengers ample time to procure tickets and get baggage checked before departure of train. Station baggagemen are required to examine tickets before checking baggage. Before entering a train passengers should ascertain from the Ticket Agent or Trainmen whether the train stops at the station which is their destination, in order that no mistakes may occur at Flag or Signal stations.

Persons desiring Coupon Tickets at stations where not regularly sold can obtain them by giving Ticket Agent sufficient notice to enable him to procure them in advance.

Children under 5 years of age free, when accompanied by parent or guardian; 5 years of age and under 12, one-half fare; 12 years of age or over, full fare.

Special Fare Tickets sold at reduced fares account charity, railroad employe, blind and attendant, DVS, VAH, CCC, CCCC, etc., are not honored on the Los Angeles Limited, the San Francisco Overland Limited, or on any of the Streamliner trains. All classes of tickets are honored on "The Streamliner, City of Denver". Drovers or Caretakers tickets are honored on the "City of Salina".

Adjustment of Fares. In case of dispute with Conductors or Agents, pay the fare required, take receipt and write to the Passenger Traffic Manager, Union Pacific Railroad, Omaha, Nebraska.

Limit on Tickets. All standard local and interline one-way tickets will be limited to 30 days in addition to date of sale. Stop-overs will be allowed at all points within limit, upon application to conductor without deposit of ticket.

Redemption of Tickets. Tickets unused, or partly used, will be redeemed under tariff regulations at proper value, after deducting proper tariff charges for service rendered thereon.

Stopping Trains on Signal. Where trains are scheduled to stop only on Flag or Signal, advance notice should be given to Agent or Conductor, as the case may be, so that necessary arrangements may be perfected.

Side Trips: Arrangements are in effect whereby passengers may obtain side trips to Colorado Springs, Salt Lake City, Cedar City, Utah, Boulder City, Nev. (entrance to Boulder Dam area), Ketchum, Idaho, (Sun Valley Lodge), Seattle and Tacoma on certain tickets without additional charge.

Ask your Local Ticket Agent or Union Pacific representative for details regarding stop-overs, side trips and optional routes.

Baggage Maximums. For passengers presenting full standard ticket, 150 pounds; half ticket, 75 pounds. Free allowances subject to tariff stipulations as to contents, weight, value and size. For around-the-world and Trans-Pacific passengers, 350 pounds of baggage, not exceeding \$100.00 in value, may be checked without additional charge for each adult ticket, and 175 pounds not exceeding \$50.00 in value for each child traveling on half ticket.

EXCEPTIONS:—Any single piece of baggage, any dimension of which exceeds 72 inches, any that weighs over 300 pounds, or any single shipment valued in excess of \$2,500.00 will not be accepted in baggage service.

Baggage Valuation. Checkable baggage consists of wearing apparel, toilet articles (except liquids) and such personal effects as the passenger may need for use and comfort while on the journey. Dishes, glassware, liquids, etc., are not checkable and should not be included in baggage. Cedar chests will not be accepted as containers of checkable baggage.

Passengers are urged, for the convenience and comfort of themselves and others on the train, to check all of their hand baggage except that actually needed for personal use enroute. It will be given best of care in the baggage car and be quickly available at the end of the journey.

The value of baggage must be declared at time of checking on prescribed form in passenger's own handwriting. Checkable baggage should be enclosed in strong locked containers and be plainly marked with name and permanent address of owner. Passengers will not be permitted to declare valuation in excess of \$25.00 when baggage is in unlocked containers.

Railroads will not be responsible for loss or damage to articles not properly checkable as baggage, or damage caused to legitimate baggage thereby.

Lost Articles should be inquired for by addressing Supervisor, Mail and Baggage Traffic, Union Pacific Railroad, Omaha, Nebraska.

No Responsibility Is Assumed for unchecked articles left in stations or cars.

Air-conditioned Trains. Air-conditioned cars have been assigned to regular sections of trains as indicated on pages 10, 11, 12 and 13 of this folder. Every effort is made to provide such cars as specified, but the right is reserved to use non-air-conditioned cars in these trains when volume of traffic or operating necessities require them.

Parmelee Transportation Co. Passenger and Baggage Transfer in Chicago. A uniformed agent of Parmelee Transportation Company will be on incoming trains or at Chicago Passenger Stations near the train gates to arrange for the transfer of passengers and baggage to other railroad stations or to loop hotels; also for delivery of baggage to any address in Chicago, and some suburbs.

Passengers stopping at Chicago between trains and departing from a station other than that at which they arrive may on arrival in Chicago deliver their hand baggage to the Agent of Parmelee Transportation Company at the station, who will issue a claim check for it. The baggage will then be transferred by Parmelee Transportation Company to the parcel check room of the station from which departure will be made and can be claimed at parcel room on presentation of the claim check. A nominal charge including the parcel room fee, will be made for this service.

Western Union Telegraph Offices are maintained at all stations, enabling passengers to communicate conveniently at any time with home or business anywhere. Telegram blanks in Pullman cars.

Some Safety Suggestions. Thoughtfulness for your own welfare increases your safety; courtesy toward your fellow travelers enhances the pleasure of your journey. Don't try to get on or off a moving train; let the trainmen stop it for you. Keep hand baggage out of car aisles; all except very heavy parcels may be put in the overhead racks. You may ask the trainmen to handle your baggage for you. This will add to your convenience, and remove a cause of annoyance, possibly of accidents, to others. Don't put your hands or head out of open windows, or throw articles therefrom. If you raise your window see that it is securely latched. Walk carefully when entering or leaving train; high heeled shoes are sometimes a cause of tripping or stumbling on car steps. Don't stand or walk close to the railroad track; and look both ways before starting across.

Pullman Exclusive Occupancy Rate. For Pullman rates and information about exclusive occupancy of sections, bedrooms, drawing-rooms and compartments by one person, see table of Pullman rates on page 44. Consult Agent or Pullman Company employes for particulars.

Union Pacific Rail Tickets Good Optionally on Buses of Interstate Transit Lines or Union Pacific Stages, Inc. Tickets good for passage over Union Pacific rail lines between any two points between which the Interstate Transit Lines or Union Pacific Stages, Inc. furnish motor bus service will be honored on motor buses with some exceptions. Consult Agent.

In cases where the Interstate Transit Lines or Union Pacific Stages, Inc. do not parallel the Union Pacific but reach a point located on a branch line of the Union Pacific, rail tickets will be honored to such branch line point by Union Pacific Railroad and from such point by the Interstate Transit Lines or Union Pacific Stages, Inc., or the reverse; provided published round trip rail side trip fare or double local is collected from main line junction and side trip rail coupons are attached to the through ticket.

This applies to all classes of tickets—one-way or round trip—except Caretakers or Drovers tickets, tickets endorsed "Government", "CCC", "CCCC", "DVS", "VAH", "Clergy", "Charity", "Railroad Special Rate Order", or tickets endorsed "not good on Motor Bus." Ask agent for particulars.

Mileage of mile posts reads from Council Bluffs, Iowa, legal eastern terminus of the Union Pacific. Mileage in this folder is shown from Omaha because passengers (operating reasons) transfer at that point, unless traveling in through train. This accounts for the difference of 2 or 3 miles between mile post and mileage in certain instances.

INDEX TO UNION PACIFIC STATIONS

Each Time Table is numbered. The numbers opposite the Stations are the numbers of the time tables in which the stations are shown.

Stations marked ■ are located on Divisions indicated by table numbers, but are not shown in folders tables.

Table No.	Table No.	Table No.	Table No.	Table No.	Table No.	Table No.	Table No.	Table No.
Aberdeen, Idaho ... 56	Ayer, Wash. ... 8, 11, 74, 76, 83, 85	■ Black's Creek, Ida. ... 6	Bushnell, Nebr. ... 1, 2	Cima, Calif. ... 3	Culver, Ore. ... 92	Durant, Nebr. ... 26	■ Farrell, Idaho ... 67	
Aberdeen, Wash. ... 93	■ Bade, Ore. ... 20	■ Blaine, Idaho ... 65	Butte, Mont. ... 9, 20	■ Circle Bar, Ore. ... 70	■ Curry, Idaho ... 20	■ Farrer, Nev. ... 3	■ Faust, Utah ... 3	
Aberdeen Jct., Ida. ... 56	■ Badger, Nebr. ... 23	Blair, Kans. ... 34	Buxton, Mont. ... 9, 20	■ Clarke, Ore. ... 6	■ Curvo, Utah ... 1, 2	■ Durham, Wyo. ... 1, 2	■ Feeley, Mont. ... 9, 20	
Abilene, Kans. ... 17	■ Bagdad, Colo. ... 17	Blakeley, Ore. ... 77	Byers, Colo. ... 17	Clarks, Nebr. ... 1, 2, 5	■ Cutler, Utah ... 98	Duroc, Ore. ... 6	Felida, Wash. ... 6	
Acequia, Ida. ... 60, 61	■ Bailey, Ore. ... 70	Blakes, Ore. ... 72	Byrne, Idaho ... 57	■ Clarnie, Ore. ... 6	■ Cutler, Wash. ... 81	Dutch Flat, Calif. ... 4	Felt, Idaho ... 54	
Acoma, Nev. ... 3	■ Baldwin, Ore. ... 17	Blakes Jct., Ore. ... 72	Byron, Nev. ... 3	Clay Center, Kans. ... 38		■ Dwight, Idaho ... 54	■ Feltham, Idaho ... 6	
■ Acton, Nev. ... 3	■ Badger, Nebr. ... 23	Blalock, Ore. ... 6, 11		■ Clayton, Calif. ... 3		■ Dyer, Utah ... 3	Fenn, Idaho ... 85	
Acton, Wash. ... 81	■ Bagdad, Colo. ... 17	Blaser, Idaho ... 6	Cabarton, Idaho ... 67	■ Clayton, Nebr. ... 34	Daggett, Calif. ... 3		Ferdinand, Idaho ... 85	
Adams Ore. ... 77	■ Bailey, Ore. ... 70	Bliss, Idaho ... 6, 12, 61	Cache Jct., Utah ... 67	Claytonia, Idaho ... 69	■ Dahlstrom, Wyo. ... 46	East Lake, Colo. ... 42, 43	Fernley, Nev. ... 4	
■ Adams, Utah ... 3	■ Baileyville, Kans. ... 34	Bloom, Utah ... 3	Calliente, Nev. ... 3, 98, 107	Clearfield, Utah ... 19	■ Dale Creek, Wyo. ... 1, 2	East Los Angeles, Calif. ... 3, 98, 99, 100, 101	Field, Calif. ... 3	
■ Adelaide, Idaho ... 6	Bakers, Ore. ... 6, 12	Blue Canyon, Calif. ... 4	Callaway, Nebr. ... 32	Clear Lake, Utah ... 3	■ Darlington, Idaho ... 56	East Olympia, Wash. ... 6	Filding, Utah ... 50	
Adrian, Ore. ... 69	Bakers, Utah ... 20	■ Blue Mountain, Ore. ... 77	Calvin, Wyo. ... 1, 2	Cleburne, Kans. ... 35	Darrow, Colo. ... 42, 43	Fillmore, Utah ... 104	Finchville, Nebr. ... 32	
Afton, Calif. ... 3	■ Balaam, Idaho ... 64	Blue Rapids, Kans. ... 35	Camas, Idaho ... 9, 20	Cleff, Idaho ... 6	Darr, Nebr. ... 1, 2	Firestone, Colo. ... 43	Fingal, Idaho ... 56	
Agate, Colo. ... 17	Balch, Calif. ... 3	Blue Springs, Nebr. ... 23	Cambridge, Idaho ... 79	Clem, Ore. ... 90	Davenport, Nebr. ... 34	Fir, Ore. ... 6	Fir, Ore. ... 6	
Agnew, Nebr. ... 23	Balta, Kans. ... 17	Bly, Calif. ... 3	Camfield, Colo. ... 45	Clifton, Idaho ... 20	David City, Nebr. ... 26	First View, Colo. ... 17	Firth, Idaho ... 9, 20	
■ Aiken, Idaho ... 56	■ Balzac, Colo. ... 5	Boardman, Ore. ... 6, 11	Camp, Ore. ... 6	Clifton, Idaho ... 20	Davis, Wyo. ... 41	Fish Hatchery, Wyo. ... 46	Fish Hatchery, Wyo. ... 46	
Aikins, Kans. ... 23	Bancroft, Idaho ... 6	Boelus, Nebr. ... 29	■ Campbell, Ore. ... 6	Cline, Utah ... 3	Davis, Wyo. ... 46	Florena, Kans. ... 35	Florena, Kans. ... 35	
Ajax, Utah ... 3	Banks, Idaho ... 67	Boeue, Kans. ... 41	■ Campus, Kans. ... 17	Cloud, Nev. ... 3	Dawes, Calif. ... 3	Fletcher, Wash. ... 77	Flyn, Calif. ... 3	
Albin, Wyo. ... 31	Bannock, Idaho ... 6	Boise, Ida. ... 6, 8, 12, 67	■ Canton, Colo. ... 5	Coalville, Utah ... 49	Day, Ore. ... 6	Foley, Nebr. ... 26	Foley, Wyo. ... 6	
Albion, Nebr. ... 24	■ Barclay, Nev. ... 3	Boiles, Wash. ... 77, 82	■ Canyon, Wash. ... 77	Cobb, Idaho ... 6	Days, Wyo. ... 46	Ford, Colo. ... 5	Ford, Colo. ... 5	
Albion, Wash. ... 76, 84	Bard, Nev. ... 3	Bond, Mont. ... 9, 20	Canyon, Wyo. ... 46	Coburn, Nev. ... 4	Dayton, Idaho ... 20	Forelle, Wyo. ... 1, 2	Forelle, Wyo. ... 1, 2	
Albritton, Ore. ... 70	■ Barlow, Idaho ... 58	Bonner Springs, Kans. ... 17, 23	Carden Kans. ... 34	Cochrane, Kans. ... 36	Dayton, Wash. ... 52	Forest Lake, Kans. ... 17, 23	Fort, Ore. ... 70	
Alda, Nebr. ... 1, 2, 5	Barneston, Nebr. ... 23	Bonneville, Ore. ... 6, 11, 12	Carleton, Nebr. ... 34	Codell, Kans. ... 41	Declaro, Idaho ... 62	Fort Collins, Colo. ... 43	Fort Hall, Idaho ... 9, 20	
Alden, Colo. ... 44	Barnett, Ore. ... 90	Boone, Nebr. ... 24	Carlin, Nev. ... 4	Cokeville, Wyo. ... 6	Deer Trail, Colo. ... 7	Fort Lapwai, Idaho ... 85	Fort Morgan, Colo. ... 5	
Alexander, Ida. ... 6, 54	■ Barnhart, Ore. ... 90	Boone, Wash. ... 81	Carlson, Wyo. ... 6	Colby, Kans. ... 41	Deeth, Nev. ... 4	Fort Riley, Kans. ... 17	Fort Steele, Wyo. ... 1, 2	
Alexandria, Nebr. ... 34	Barnesville, Colo. ... 44	Booneville, Ore. ... 6, 11, 12	Carnepi, Kans. ... 17	Colfax, Calif. ... 4	Delaney, Wash. ... 83	Fossil, Wyo. ... 6	Fossil, Wyo. ... 6	
■ Alfalfa Center, Nebr. ... 1, 2, 5	Barrats, Mont. ... 20	Booneville, Ore. ... 6, 11, 12	Carp, Nev. ... 3	Colfax, Wash. ... 4	Delaplain, Nev. ... 60	Fosston, Colo. ... 44	France, Idaho ... 54	
Alfalfa, Nebr. ... 1, 2, 5	■ Barrett, Ore. ... 77	Booneville, Ore. ... 6, 11, 12	Carr, Colo. ... 18	Collier, Kans. ... 17	Dell, Mont. ... 9, 20	Frankfort, Kans. ... 23	Frankfort, Kans. ... 23	
Alfalfa, Nebr. ... 1, 2, 5	Barry, Utah ... 98	Booneville, Ore. ... 6, 11, 12	■ Carrolls, Wash. ... 6	Colores, Wyo. ... 2	Delmues, Nev. ... 107	Franklin, Idaho ... 51	Franklin, Idaho ... 51	
Alfalfa, Nebr. ... 1, 2, 5	■ Barrmore, Idaho ... 61	Booneville, Ore. ... 6, 11, 12	Carter, Wyo. ... 1, 2	Colton, Calif. ... 3	Delphos, Kans. ... 39	Frederick, Colo. ... 42, 43	Frederick, Colo. ... 42, 43	
Alfalfa, Nebr. ... 1, 2, 5	Barstow, Calif. ... 3	Booneville, Ore. ... 6, 11, 12	Cascade, Idaho ... 67	Colton, Nebr. ... 1, 2	Delta, Kans. ... 23	Freeman, Wash. ... 77	Freeman, Wash. ... 77	
Alfalfa, Nebr. ... 1, 2, 5	■ Bartello, Calif. ... 3	Booneville, Ore. ... 6, 11, 12	Cascade Locks, Ore. ... 6, 11	Coltman, Idaho ... 58	Delta, Utah ... 3, 98, 104	Fremont Nebr. ... 1, 2, 3, 4, 5	Fremont Nebr. ... 1, 2, 3, 4, 5	
Alfalfa, Nebr. ... 1, 2, 5	Barton, Nebr. ... 5	Booneville, Ore. ... 6, 11, 12	Cascade Locks, Ore. ... 6, 11	Coltman, Idaho ... 58	De Moss, Ore. ... 91	Frewen, Wyo. ... 1, 2	Frewen, Wyo. ... 1, 2	
Alfalfa, Nebr. ... 1, 2, 5	■ Baskin, Utah ... 1, 2	Booneville, Ore. ... 6, 11, 12	Cascade Locks, Ore. ... 6, 11	Como, Wyo. ... 1, 2	Denman, Nebr. ... 33	Fruitland, Idaho ... 71	Fruitland, Idaho ... 71	
Alfalfa, Nebr. ... 1, 2, 5	Bassett, Idaho ... 20	Booneville, Ore. ... 6, 11, 12	Cascade Locks, Ore. ... 6, 11	Concordia, Kans. ... 38	Dennis, Ore. ... 70	Fruitland, Kans. ... 17, 23	Fruitland, Kans. ... 17, 23	
Alfalfa, Nebr. ... 1, 2, 5	Battle Mtn., Nev. ... 4	Booneville, Ore. ... 6, 11, 12	Cascade Locks, Ore. ... 6, 11	Condon, Ore. ... 90	Dent, Colo. ... 43	Fruitvale, Idaho ... 79	Fruitvale, Idaho ... 79	
Alfalfa, Nebr. ... 1, 2, 5	Bavaria, Kans. ... 17	Booneville, Ore. ... 6, 11, 12	Cascade Locks, Ore. ... 6, 11	Condon, Ore. ... 90	Denver, Colo. ... 1, 2, 3, 4, 5, 6, 8, 9, 17, 18, 31, 42, 43, 44, 45	Fullerton, Calif. ... 101	Fullerton, Calif. ... 101	
Alfalfa, Nebr. ... 1, 2, 5	Baxter, Calif. ... 3	Booneville, Ore. ... 6, 11, 12	Cascade Locks, Ore. ... 6, 11	Connell, Wash. ... 86	Desert, Calif. ... 3	Fullerton, Nebr. ... 25	Fullerton, Nebr. ... 25	
Alfalfa, Nebr. ... 1, 2, 5	Baxter, Wyo. ... 1, 2	Booneville, Ore. ... 6, 11, 12	Cascade Locks, Ore. ... 6, 11	Contact, Nev. ... 60	Devil's Slide, Utah ... 1, 2	Funston (Camp), Kans. ... 17	Funston (Camp), Kans. ... 17	
Alfalfa, Nebr. ... 1, 2, 5	Bayard, Nebr. ... (See So. Bayard)	Booneville, Ore. ... 6, 11, 12	Cascade Locks, Ore. ... 6, 11	Conway, Ore. ... 6	Dewey, Utah ... 20	Furey, Idaho ... 56	Furey, Idaho ... 56	
Alfalfa, Nebr. ... 1, 2, 5	Bay State, Nebr. ... 1, 2	Booneville, Ore. ... 6, 11, 12	Cascade Locks, Ore. ... 6, 11	Coalinga, Idaho ... 6	De Woff, Idaho ... 6			
Alfalfa, Nebr. ... 1, 2, 5	Beatrice, Nebr. ... 23, 35	Booneville, Ore. ... 6, 11, 12	Cascade Locks, Ore. ... 6, 11	Cooper Lake, Wyo. ... 1, 2	Dexter, Nebr. ... 75			
Alfalfa, Nebr. ... 1, 2, 5	Beattie, Kans. ... 34	Booneville, Ore. ... 6, 11, 12	Cascade Locks, Ore. ... 6, 11	Corinne, Utah ... 50	Diamond, Wash. ... 77			
Alfalfa, Nebr. ... 1, 2, 5	■ Beatty, Idaho ... 6	Booneville, Ore. ... 6, 11, 12	Cascade Locks, Ore. ... 6, 11	Cork, Calif. ... 3	Diamondville, Wyo. ... 6			
Alfalfa, Nebr. ... 1, 2, 5	■ Beaudines, Idaho ... 20	Booneville, Ore. ... 6, 11, 12	Cascade Locks, Ore. ... 6, 11	Corlett Jct., Wyo. ... 1, 2	Dietrich, Idaho ... 6			
Alfalfa, Nebr. ... 1, 2, 5	■ Becks, Utah ... 19	Booneville, Ore. ... 6, 11, 12	Cascade Locks, Ore. ... 6, 11	Cornell, Idaho ... 45	Dike, Nev. ... 3			
Alfalfa, Nebr. ... 1, 2, 5	Beckwith, Wyo. ... 6	Booneville, Ore. ... 6, 11, 12	Cascade Locks, Ore. ... 6, 11	Cornish, Utah ... 20	Dillon, Mont. ... 9, 20			
Alfalfa, Nebr. ... 1, 2, 5	Beetville, Idaho ... 63	Booneville, Ore. ... 6, 11, 12	Cascade Locks, Ore. ... 6, 11	Cornish, Utah ... 20	Dingle, Idaho ... 6			
Alfalfa, Nebr. ... 1, 2, 5	Belgrade, Nebr. ... 25	Booneville, Ore. ... 6, 11, 12	Cascade Locks, Ore. ... 6, 11	Cornish, Utah ... 20	Dishman, Wash. ... 77			
Alfalfa, Nebr. ... 1, 2, 5	Bell, Calif. ... 100	Booneville, Ore. ... 6, 11, 12	Cascade Locks, Ore. ... 6, 11	Cornish, Utah ... 20	Divide, Mont. ... 9, 20			
Alfalfa, Nebr. ... 1, 2, 5	Bellevue, Idaho ... 64	Booneville, Ore. ... 6, 11, 12	Cascade Locks, Ore. ... 6, 11	Cornish, Utah ... 20	Divide, Wash. ... 75			
Alfalfa, Nebr. ... 1, 2, 5	Belmar, Nebr. ... 31	Booneville, Ore. ... 6, 11, 12	Cascade Locks, Ore. ... 6, 11	Cornish, Utah ... 20	Dix, Nebr. ... 1, 2			
Alfalfa, Nebr. ... 1, 2, 5	Belmont, Utah ... 50	Booneville, Ore. ... 6, 11, 12	Cascade Locks, Ore. ... 6, 11	Cornish, Utah ... 20	Dodge, Wash. ... 83			
Alfalfa, Nebr. ... 1, 2, 5	Beloit, Kans. ... 39	Booneville, Ore. ... 6, 11, 12	Cascade Locks, Ore. ... 6, 11	Cornish, Utah ... 20	Dodson, Ore. ... 6			
Alfalfa, Nebr. ... 1, 2, 5	■ Belt, Idaho ... 48, 57	Booneville, Ore. ... 6, 11, 12	Cascade Locks, Ore. ... 6, 11	Cornish, Utah ... 20	Donald, Wash. ... 81			
Alfalfa, Nebr. ... 1, 2, 5	Belvidere, Idaho ... 67	Booneville, Ore. ... 6, 11, 12	Cascade Locks, Ore. ... 6, 11	Cornish, Utah ... 20	Doniphon, Nebr. ... 34			
Alfalfa, Nebr. ... 1, 2, 5	Belvidere, Nebr. ... 34	Booneville, Ore. ... 6, 11, 12	Cascade Locks, Ore. ... 6, 11	Cornish, Utah ... 20	Donnelly, Idaho ... 67			
Alfalfa, Nebr. ... 1, 2, 5	Belvue, Kans. ... 17	Booneville, Ore. ... 6, 11, 12	Cascade Locks, Ore. ... 6, 11	Cornish, Utah ... 20	Donovan, Wyo. ... 6			
Alfalfa, Nebr. ... 1, 2, 5	Bend, Ore. ... 92	Booneville, Ore. ... 6, 11, 12	Cascade Locks, Ore. ... 6, 11	Cornish, Utah ... 20	Doran, Idaho ... 6			
Alfalfa, Nebr. ... 1, 2, 5	■ Benicia, Calif. ... 4	Booneville, Ore. ... 6, 11, 12	Cascade Locks, Ore. ... 6, 11	Cornish, Utah ... 20	Dorrance, Kans. ... 17			
Alfalfa, Nebr. ... 1, 2, 5	Bennett, Colo. ... 17	Booneville, Ore. ... 6, 11, 12	Cascade Locks, Ore. ... 6, 11	Cornish, Utah ... 20	Double, Kans. ... 34			
Alfalfa, Nebr. ... 1, 2, 5	■ Benning, Idaho ... 62	Booneville, Ore. ... 6, 11, 12	Cascade Locks, Ore. ... 6, 11	Cornish, Utah ... 20	Downey, Idaho ... 20			
Alfalfa, Nebr. ... 1, 2, 5	Bennington, Kans. ... 39	Booneville, Ore. ... 6, 11, 12	Cascade Locks, Ore. ... 6, 11	Cornish, Utah ... 20	Downing, Ore. ... 77			
Alfalfa, Nebr. ... 1, 2, 5	■ Benson Jct., Utah ... 51	Booneville, Ore. ... 6, 11, 12	Cascade Locks, Ore. ... 6, 11	Cornish, Utah ... 20	Draper, Utah ... 98			
Alfalfa, Nebr. ... 1, 2, 5	Benton City, Wash. ... 81	Booneville, Ore. ... 6, 11, 12	Cascade Locks, Ore. ... 6, 11	Cornish, Utah ... 20	Driggs, Idaho ... 54			
Alfalfa, Nebr. ... 1, 2, 5	Beowawe, Nev. ... 4	Booneville, Ore. ... 6, 11, 12	Cascade Locks, Ore. ... 6, 11	Cornish, Utah ... 20	Drummond, Idaho ... 54			
Alfalfa, Nebr. ... 1, 2, 5	Berger, Idaho ... 60	Booneville, Ore. ... 6, 11, 12	Cascade Locks, Ore. ... 6, 11	Cornish, Utah ... 20	Dry Lake, Nev. ... 3			
Alfalfa, Nebr. ... 1, 2, 5	Berkeley, Calif. ... 4	Booneville, Ore. ... 6, 11, 12	Cascade Locks, Ore. ... 6, 11	Cornish, Utah ... 20	Dubois, Idaho ... 9, 20			
Alfalfa, Nebr. ... 1, 2, 5	■ Berryman, Wash. ... 77, 82	Booneville, Ore. ... 6, 11, 12	Cascade Locks, Ore. ... 6, 11	Cornish, Utah ... 20	Dudley, Idaho ... 88			
Alfalfa, Nebr. ... 1, 2, 5	Beryl, Utah ... 3	Booneville, Ore. ... 6, 11, 12	Cascade Locks, Ore. ... 6, 11	Cornish, Utah ... 20	Duluth, Kans. ... 23			
Alfalfa, Nebr. ... 1, 2, 5	■ Besslen, Idaho ... 6	Booneville, Ore. ... 6, 11, 12	Cascade Locks, Ore. ... 6, 11	Cornish, Utah ... 20	Dunbar, Utah ... 3			
Alfalfa, Nebr. ... 1, 2, 5	Beverly, Kans. ... 41	Booneville, Ore. ... 6, 11, 12	Cascade Locks, Ore. ... 6, 11	Cornish, Utah ... 20	Duncan, Nebr. ... 1, 2, 5			
Alfalfa, Nebr. ... 1, 2, 5	■ Bickel, Idaho ... 60	Booneville, Ore. ... 6, 11, 12	Cascade Locks, Ore. ... 6, 11	Cornish, Utah ... 20	Duncan, Ore. ... 6			
Alfalfa, Nebr. ... 1, 2, 5	Big Eddy, Idaho ... 67	Booneville, Ore. ... 6, 11, 12	Cascade Locks, Ore. ... 6, 11	Cornish, Utah ... 20	Dunn, Calif. ... 3			
Alfalfa, Nebr. ... 1,								

Table No.	Table No.	Table No.	Table No.	Table No.	Table No.	Table No.	Table No.
Peck, Idaho.....85	Proctor, Colo.....5	Rock River, Wyo..1, 2, 18	■Satt, Colo.....43	Spalding, Idaho...85	Tarnov, Nebr.....27	Valley, Nebr..1, 2, 5	■West, Utah.....51
Peck, Nebr.....27	Promontory, Utah...4	18	Sawyer, Wash.....81	Spalding, Nebr...25	■Tasco, Kans.....41	23, 26	Westland, Ore.....6
Packham, Colo.....5	Prow, Utah.....98	Rock Springs, Wyo.	■Saxe, Ore.....77	■Spadra, Calif.....3	■Taylor, Ore.....6	Valley, Nev.....3	Weston, Idaho.....20
Pedley, Calif.....3	■Pullman,	1, 2, 3, 4, 6, 18	■Schiller, Idaho.....6	Spanish Fork, Utah 98	Tecoma, Nev.....4	Valmont, Colo.....42	Weston, Nebr..23, 26
Pegram, Idaho.....6	Colo.....5, 17, 18, 43	Rockville, Nebr.....29	Schimmer, Nebr....34	Sparks, Nev.....4	Tellico, Wash...77, 88	Valparaiso, Nebr.23, 26	Weston, Ore.....77
Pehrson, Utah.....3	Pullman, Wash. 76 84	■Rocky Ford, Kans.35	Schuyler, Idaho...61	Speece, Ore.....90	Teocasset, Ore.....6	■Van, Utah.....3	■West Tenino, Wash.6
■Pella, Idaho.....63	Pumice, Utah.....3	Rocky Mountain	Scott, Wash.....11, 74	Speer, Wyo.....18	Tenino, Wash.....6	Vancouver, Wash...6	West Yellowstone,
Penawawa, Wash...85	Purcell, Colo.....45	National Park.....43	Scottsbluff, Nebr.,(See	Spence, Kans.....34	Terra Cotta, Kans..17	Venator, Ore.....70	Mont.....6, 20, 48
Pendleton, Ore. 6, 8,	Puyallup, Wash...6	Rodeo, Ore.....70	Gering).....31	Spencer, Idaho...9, 20	Terrebonne, Ore...92	Verdi, Kans.....39	Wheelon, Utah.....20
12, 74, 75, 76, 77, 81,	■Pyle, Ore.....6	Rogers, Nebr.....1, 2	■Sears, Idaho.....6	■Spica, Kans.....41	Tescott, Kans.....41	■Verne, Wyo.....1, 2	■White Rock, Colo.42
82, 85, 86	■Quartz, Ore.....6	Rogerson, Idaho.....60	Seattle, Wash..6, 12,	■Spofford, Ore.....77	Tetonia, Idaho.....54	Vesper, Kans.....41	Whitman, Wash...75
■Penn, Nebr.....31	Quimby, Colo.....43	Rooster, Rock, Ore.6, 11	93, 94	Spokane, Wash..6, 8,	Thavis, Wash.....74	Veteran, Wyo.....31	■Whitney, Idaho...51
Penokee, Kans.....41	Quinn, Mont.....9, 20	Roscoe, Nebr...1, 2, 5	■Springdale, Idaho.62	11, 12, 74, 77, 83,	Thayer Jct., Wyo.1, 2	■Wico, Wyo.....1, 2	Whittier, Calif.....101
Penryn, Calif.....4	Quinter, Kans.....17	Rose, Idaho.....6	■Springfield, Idaho.56	84, 86, 88	The Dalles, Ore.6, 11,	Victor, Idaho.....54	Whittier Jct., Calif.3
Perry, Wyo.....1, 2	■Quinton, Ore.....6	Rose Lake, Idaho..88	Springing, Idaho...88	■Starr, Utah.....98	12, 92	Victoria, Kans.....17	Wilcox, Ore.....91
■Perkins, Idaho..6	■Ragan, Wyo.....1, 2	Roseville, Calif....4	Spring Valley, Wyo.1, 2	■Starr's Ferry, Ida.60	■Tara, Wash.....77	Victorville, Calif...3	Wilcox, Wyo.....1, 2
■Perrine, Idaho...61	Rainier, Wash...6	Rossville, Kans.....17	Springville, Utah...98	Steele City, Nebr..34	Thermo, Utah.....3	■Vigo, Nev.....3	Wild Cat, Colo...43
Perry, Kans.....17, 23	Ralton, Nebr...1, 2	■Rothas, Idaho...56	■Stacey, Idaho...69	Stellacoom, Wash...6	Thornberry, Ore...91	Villard, Wash.....81	Wildcat, Idaho...68
Perry, Ore.....6	Ramsay, Ore.....6	Rowland, Calif...3	Stapleford, Ore...6, 8	Stirling, Colo.....5	Thorn Hollow, Ore.6	Vincent, Ore.....78	Wild Horse, Colo..17
Perry, Utah.....20	■Ramsey, Wyo.....1, 2	Rox, Nev.....3	Stapleton, Nebr...32	Stirling, Idaho...56	Thornton, Idaho..48	Viriden, Idaho...56	Wilford, Idaho...48
Peru, Wyo.....1, 2	Randolph, Kans..35	Roy, Utah.....19	Starbuck, Wash.77, 83	Stine, Nev.....3	Thorton, Wash...77	Virginia, Idaho...20	Willada, Wash...77
Pescadero, Idaho..6	Rawlins, Wyo.1, 2, 3,	■Roy, Wash.....6	Starkey, Idaho...79	Stites, Idaho...76, 85	■Thummel, Nebr.1, 2, 5	Voda, Kans.....17	Willard Spgs., Ida.50
■Peters, Ore.....6	4, 6, 18	Rufus, Ore.....6, 11	■Starr, Utah.....98	Stockdale, Kans...35	■Ticeska, Idaho...6	Willard, Utah...20, 50	Williamstown,
Peterson, Utah...1, 2	Rawson, Idaho...65	Rupert, Idaho...60, 61	■Starr's Ferry, Ida.60	Stockton, Utah...3	■Tikura, Idaho...64	Kans.....17, 23	Willow Island,
■Petersboro, Utah	Raymond, Nebr...23	Russell, Kans.....17	Steele City, Nebr..34	Stoddard, Idaho..66	Tipton, Wyo.....1, 2	Willows, Ore.....6	Nebr.....1, 2, 5
51	Read, Utah.....3	■Russell, Wash.77, 82	Steele City, Nebr..34	■Stoddard, Utah.1, 2	■Tomas, Utah.....3	Willow Island,	Wilma, Wash...85
■Pheney, Ore.....72	■Reas Pass, Idaho.48	Ruthon, Nebr...31	Stellacoom, Wash...6	Stout, Kans.....34	■Tonganoxie, Kans..36	Nebr.....1, 2, 5	Wilson, Kans.....17
Picabo, Idaho.....64	Recess, Ore.....70	Ruxby, Wash...11, 74	Stirling, Idaho...56	■Strang, Idaho...56	Toomey, Calif...3	Wilson, Kans.....17	■Wing, Ore.....6
Pico, Calif.....3	Red Buttes, Wyo...1	Ryderwood, Wash.,	Stirling, Idaho...56	Strasburg, Colo...17	Topaz, Idaho...6	■Wing, Ore.....6	Winfred, Kans...23
Pickrell, Nebr...23	Red Desert, Wyo.1, 2	(See Olequa).....6	Stine, Nev.....3	Strawberry, Utah..1, 2	Topeka, Kans..17, 23	Winlock, Wash...6	Winlock, Wash...6
Pickrell, Nebr...23	Redlands, Calif.(See	Sabatha, Kans.....34	Stines, Idaho...76, 85	■Streeter, Calif...3	Torrington, Wyo.,(See	Winnemucca, Nev..4	Winnemucca, Nev..4
Pierce, Colo...18	San Bernardino)3, 98	Sable, Colo.....17	Shelley, Idaho...9, 20	Stromsburg, Nebr..26	So. Torrington)..31	Winona, Kans...17	Winona, Kans...17
■Pierce, Nev...3	■Redlin, Wash...77	Sacramento, Calif...4	Shelp, Idaho...68	Stromsburg, Nebr..26	Touchet, Wash...75	Winona, Wash..76, 77	Winona, Wash..76, 77
■Pine Bluffs, Wyo..1, 2	Redmond, Colo...43	Sage, Wyo.....6	Shelton, Nebr..1, 2, 5	Strong, Utah.....3	Touhy, Nebr...23, 26	Wisner, Ore.....70	Wisner, Ore.....70
■Pine Creek, Ida...8	Redmond, Ore...92	Saginaw, Wash...93	Sherman, Ore.,(Now	■Trenton, Kans...41	Toulon, Kans...17	Wood, Idaho.....6	Wood, Idaho.....6
Pingree, Idaho...56	Red Lion, Colo...5	St. Anthony, Idaho.	Ainsworth).....6	Trenton, Utah...20	Tracy, Wyo.....1, 2	Woodin, Mont...20	Woodin, Mont...20
Pioche, Nev.....107	Red Point, Nev...60	20, 48, 54, 57, 58	Sherman, Wyo...1, 2	Trousdale, Ore..6, 11	Travers, Idaho...61	Woodland, Ida...79	Woodland, Ida...79
■Pioneer, Idaho...56	Red Rock, Mont.9, 20	■St. Clair, Wash...6	Shields, Utah...3	Troy, Kans.....34	Tremain, Wyo...31	Woodland, Wash...6	Woodland, Wash...6
Pixley, Wyo.....6	Reese, Wash...75	St. Edward, Nebr..24	Shiption, Kans...41	Truckee, Calif...4	Tremont, Utah...50	Wood River,	Wood River,
■Plainville, Kans..41	Reno, Kans.....36	St. George, Kans..17	Shoshone, Idaho.6, 12,	■Tucker, Idaho...6	Trenton, Kans...41	Nebr.....1, 2, 5	Nebr.....1, 2, 5
■Plano, Idaho...58	Reno, Nev.....4	St. John, Utah...3	64, 65	Tucson, Ariz...6	Trenton, Utah...20	■Woodruff, Idaho..50	■Woodruff, Idaho..50
■Plants, Utah...51	Reubens, Idaho...85	St. John, Wash...77	Shutler, Ore...90	Trout, Idaho...63	Trousdale, Ore..6, 11	Woods Cross, Utah.19	Woods Cross, Utah.19
Platte Center,	Reverse, Idaho...6	St. Joseph, Mo...34	Sidney, Nebr.1, 2, 3, 4, 6	Troutdale, Ore..6, 11	Troy, Kans.....34	Woodville, Nebr...24	Woodville, Nebr...24
Nebr.....27	Rexburg, Idaho..48	■St. Leon, Idaho.20, 48	■Silica, Ore.....6	Troy, Kans.....34	Truax, Wash...85	■Woolley's Idaho..6	■Woolley's Idaho..6
Platteville, Colo..5, 18	■Rhea, Ore.....89	St. Libory, Nebr...28	Simmons, Wash...74	Truax, Wash...85	Truckee, Calif...4	Workman, Calif...100	Workman, Calif...100
■Plaza, Idaho...67	Richfield, Idaho..64, 65	St. Louis, Mo..1, 2, 3,	■Silver Bow, Mont.9, 20	Truckee, Calif...4	■Tucannon,	Wyoming, Wyo...31	Wyoming, Wyo...31
Pleasanton, Nebr...29	Richland, Nebr...1, 2	4, 6, 8, 9, 17	Silver City, Utah..103	Tucannon,	Wash. 76, 77, 83	Wyeth, Ore...6, 11	Wyeth, Ore...6, 11
Pleasant Grove, Ut.98	Richmond, Utah...51	St. Mary, Kans...17	Silver Creek, Nebr..1,	Tunupa, Idaho...6	Tunnel, Wyo...6	Wyoming, Wyo...1, 2	Wyoming, Wyo...1, 2
Pleasant Valley, Ore.6	■Ridge, Wyo...1	St. Paul, Nebr..28, 29	2, 5	Turkey Creek,	Tunupa, Idaho...6	Wyuta, Utah...1, 2	Wyuta, Utah...1, 2
■Plumb, Wash...38	Ridgefield, Wash...6	St. Thomas, Nev...108	Silver Lake, Kans..17	Kans.....17	Turkey Creek,		
Plummer, Idaho...88	Rieth, Ore.....6	St. Vrain, Colo.42, 43	■Simonds, Nebr.1, 2, 5	Turner, Wash...82	Turner, Wash...82		
■Plymouth, Utah...50	Rifton, Wash...83	Salina, Kans.17, 39	Simpson, Kans...39	■Tuttle, Idaho...61	Trenton, Utah...20		
Pocatello, Idaho.6, 8,	Riga, Kans.....17	40, 41	Sink, Ore.....91	■Twin Falls, Idaho..60	Trout, Idaho...63		
9, 12, 20, 48, 54, 60	Rigby, Idaho...48	■Salis, Colo.....17	Six Corners, Kans.36	■Twin Groves, Ida.48	Trousdale, Ore..6, 11		
Point of Rocks	■Riley, Nebr...31	Salt Lake City, Utah,	Sixth Ave., Wash...6	Two Rivers, Wash..81	Troy, Kans.....34		
Wyo.....1, 2	Riner, Wyo...1, 2	1, 2, 3, 4, 6, 12, 18,	Slade, Idaho...6	Tyhee, Idaho...20	Troy, Kans.....34		
Polk, Nebr.....26	Ripara, Wash...76, 77	19, 20, 48, 50, 51, 54,	■Slater, Idaho...6	Ucon, Idaho...48, 58	Troy, Kans.....34		
Pomeroy, Wash...83	Ririe, Idaho...57	60, 98, 102	Sloan, Nev.....3	Uintah, Utah...1, 2	Troy, Kans.....34		
Pomona, Calif...3	Risbeck, Wash..76, 84	■Salt Wells, Wyo...1, 2	Sloan, Ore.....6	Umatilla, Ore..6, 8, 11,	Troy, Kans.....34		
Poole, Nebr...29	Rising City, Nebr..26	San Bernardino, Calif.	■Smed, Nebr...1, 2	74, 75, 76	Troy, Kans.....34		
Portage, Utah...50	Riter, Utah...102	1, 2, 4	Smelter, Utah...102	Union, Colo...5	Troy, Kans.....34		
Portal, Nebr...1, 2	■Riva, Idaho...66	Snyder, Colo...5	Smithfield, Utah...51	Union Gap, Wash..81	Troy, Kans.....34		
Portland, Ore. 6, 11,	River Bend, Colo...17	Soda Springs, Idaho..6	Smiths Ferry, Idaho.67	Union Jct., Ore...6	Troy, Kans.....34		
12, 74, 75, 76, 78,	Riverdale, Nebr..32	Solomon, Kans.17, 39	Snowline, Mont...20	Upland, Kans...34	Troy, Kans.....34		
81, 83, 85, 89,	Riverside, Calif.3, 98	■Somona, Kans...17	Snyder, Colo...5	Upton, Utah...3	Troy, Kans.....34		
90, 93, 94	Riverside, Ore...70	■Sonoma, Idaho...6	So. Bayard, Nebr..31	Ute, Nev...3	Troy, Kans.....34		
Portneuf, Idaho...6	■Review, Wyo...1, 2	Soronto, Colo...17	So. Elma, Wash...93	Utida, Utah...20	Troy, Kans.....34		
Potter, Nebr...1, 2	Roach, Nev...3	So. Bayard, Nebr..31	So. Gate, Calif...100	Uvada, Nev...3	Troy, Kans.....34		
■Porter, Ore...6	Roberts, Idaho...9, 20	So. Elma, Wash...93	South Junction, Ore.92	Vader, Wash...6	Troy, Kans.....34		
■Powars, Colo...5, 18	Robinette, Ore...72	So. Gate, Calif...100	So. Mitchell, Nebr..31	Vale, Ore...70	Troy, Kans.....34		
■Powell, Colo...5	Robinson, Kans...34	So. Mitchell, Nebr..31	So. Montezano,		Troy, Kans.....34		
Powell, Nebr...3	■Robinson, Wyo...1, 2	Wash...93	So. Morrill, Nebr..31		Troy, Kans.....34		
Prescott, Wash...82	Rock Creek, Ore...90	So. Morrill, Nebr..31	So. Omaha, Nebr..1, 2		Troy, Kans.....34		
Presley, Idaho...79	Rockford, Idaho...56	So. Omaha, Nebr..1, 2	So. Ravenna, Nebr..29		Troy, Kans.....34		
Preston, Idaho...51	Rockford, Wash...77	So. Ravenna, Nebr..29	So. Torrington, Wyo.31		Troy, Kans.....34		
Prevast, Ore...72	■Rock Island, Idaho..6	So. Torrington, Wyo.31			Troy, Kans.....34		
Price, Kans...34					Troy, Kans.....34		
■Priest, Idaho...64					Troy, Kans.....34		
Primrose, Nebr...25					Troy, Kans.....34		
Princeton, Nebr...23					Troy, Kans.....34		

Inquire about low cost meals served on most Union Pacific trains.

Three complete meals a day for only 90c,

on *The Challenger* and several other trains.

Union Pacific *Streamliner* Schedules

The Streamliner, City of Los Angeles

Westbound—Read Down (See Note A) Eastbound—Read Up

Same Sailing Dates Each Mo. See Calendar page 63	Stream-liner No. 103	Between CHICAGO and LOS ANGELES Extra Fare	Stream-liner No. 104	Same Sailing Dates Each Mo. See Calendar Page 63
		C. & N. W.		
6 12 18 24	6.15	Lv Chicago (C.T.).....Ill. Ar	9.30	5 11 17 23 29
6 12 18 24	8.22	Lv Clinton.....Ia. Ar	7.15	5 11 17 23 29
6 12 18 24	9.38	Lv Cedar Rapids.....Ia. Ar	5.58	5 11 17 23 29
6 12 18 24	11.31	Lv Boone.....Ia. Lv	4.05	5 11 17 23 29
7 13 19 25	1.51	Ar Omaha.....Neb. Lv	1.45	5 11 17 23 29
		Union Pacific		
7 13 19 25	2.00	Lv Omaha.....Neb. Ar	1.35	5 11 17 23 29
7 13 19 25	4.01	Lv Grand Island.....Neb. Lv	11.30	4 10 16 22 28
7 13 19 25	5.55	Ar North Platte (C.T.) Neb. Lv	9.44	4 10 16 22 28
7 13 19 25	4.56	Lv North Platte (M.T.) Neb. Ar	8.43	4 10 16 22 28
7 13 19 25	6.40	Lv Sidney.....Neb. Lv	6.59	4 10 16 22 28
7 13 19 25	8.25	Ar Cheyenne.....Wyo. Lv	5.25	4 10 16 22 28
7 13 19 25	8.35	Lv Cheyenne.....Wyo. Ar	5.15	4 10 16 22 28
7 13 19 25	10.05	Lv Laramie.....Wyo. Lv	3.55	4 10 16 22 28
7 13 19 25	11.52	Lv Rawlins.....Wyo. Lv	1.59	4 10 16 22 28
7 13 19 25	1.58	Lv Green River.....Wyo. Lv	11.50	4 10 16 22 28
7 13 19 25	3.45	Lv Evanston.....Wyo. Lv	10.08	4 10 16 22 28
7 13 19 25	5.20	Ar Ogden.....Utah Lv	8.35	4 10 16 22 28
7 13 19 25	5.30	Lv Ogden.....Utah Ar	8.25	4 10 16 22 28
7 13 19 25	6.05	Ar Salt Lake City.....Utah Lv	7.47	4 10 16 22 28
7 13 19 25	6.10	Lv Salt Lake City.....Utah Ar	7.42	4 10 16 22 28
7 13 19 25	10.27	Lv Caliente (P.T.).....Nev. Ar	1.21	4 10 16 22 28
8 14 20 26	1.06	Lv Las Vegas.....Nev. Lv	10.43	3 9 15 21 27
8 14 20 26	6.17	Ar San Bernardino.....Cal. Lv	5.23	3 9 15 21 27
8 14 20 26	7.37	Ar East Los Angeles.....Cal. Lv	4.05	3 9 15 21 27
8 14 20 26	8.00	Ar Los Angeles.....Cal. Lv	3.45	3 9 15 21 27
8 14 20 26	▲ 8.10	Ar Pasadena.....Cal. Lv	▲ 3.10	3 9 15 21 27
8 14 20 26	▲ 8.40	Ar Glendale.....Cal. Lv	▲ 2.40	3 9 15 21 27
8 14 20 26	▲ 8.40	Ar Anaheim.....Cal. Lv	▲ 2.45	3 9 15 21 27
8 14 20 26	▲ 8.25	Ar Long Beach.....Cal. Lv	▲ 2.50	3 9 15 21 27
8 14 20 26	▲ 8.50	Ar San Pedro.....Cal. Lv	▲ 2.15	3 9 15 21 27

The Streamliner, City of Portland

Westbound—Read Down (See Note A) Eastbound—Read Up

Same Sailing Dates Each Mo. See Calendar page 63	Stream-liner No. 1	Between CHICAGO and PORTLAND No Extra Fare	Stream-liner No. 2	Same Sailing Dates Each Mo. See Calendar Page 63
		C. & N. W.		
4 10 16 22 28	6.15	Lv Chicago (C.T.).....Ill. Ar	9.30	3 9 15 21 27
4 10 16 22 28	8.22	Lv Clinton.....Ia. Ar	7.15	3 9 15 21 27
4 10 16 22 28	9.38	Lv Cedar Rapids.....Ia. Ar	5.58	3 9 15 21 27
4 10 16 22 28	11.31	Lv Boone.....Ia. Lv	4.05	3 9 15 21 27
5 11 17 23 29	1.51	Ar Omaha.....Neb. Lv	1.45	3 9 15 21 27
		Union Pacific		
5 11 17 23 29	2.00	Lv Omaha.....Neb. Ar	1.35	3 9 15 21 27
5 11 17 23 29	4.01	Lv Grand Island.....Neb. Lv	11.30	2 8 14 20 26
5 11 17 23 29	5.55	Ar North Platte (C.T.) Neb. Lv	9.44	2 8 14 20 26
5 11 17 23 29	4.56	Lv North Platte (M.T.) Neb. Ar	8.43	2 8 14 20 26
5 11 17 23 29	6.40	Lv Sidney.....Neb. Lv	6.59	2 8 14 20 26
5 11 17 23 29	8.25	Ar Cheyenne.....Wyo. Lv	5.25	2 8 14 20 26
5 11 17 23 29	8.35	Lv Cheyenne.....Wyo. Ar	5.15	2 8 14 20 26
5 11 17 23 29	10.05	Lv Laramie.....Wyo. Lv	3.55	2 8 14 20 26
5 11 17 23 29	11.52	Lv Rawlins.....Wyo. Lv	1.59	2 8 14 20 26
5 11 17 23 29	1.58	Lv Green River.....Wyo. Lv	11.50	2 8 14 20 26
5 11 17 23 29	6.25	Lv Pocatello.....Ida. Lv	7.15	2 8 14 20 26
5 11 17 23 29	10.37	Lv Boise.....Ida. Lv	3.04	2 8 14 20 26
6 12 18 24 30	12.30	Ar Huntington (M.T.) Ore. Lv	1.25	2 8 14 20 26
5 11 17 23 29	11.32	Lv Huntington (P.T.) Ore. Ar	12.23	2 8 14 20 26
6 12 18 24 30	3.56	Lv Pendleton.....Ore. Lv	7.51	1 7 13 19 25
6 12 18 24 30	8.00	Ar Portland.....Ore. Lv	3.45	1 7 13 19 25
6 12 18 24 30	⊕ 1.04	Ar Tacoma.....Ore. Lv	⊕ 9.40	1 7 13 19 25
6 12 18 24 30	⊕ 2.20	Ar Seattle.....Wash. Lv	⊕ 8.20	1 7 13 19 25

● Reservations for space, Pullman or coach, should be applied for as much in advance as possible. Tickets for or between intermediate stations will not be sold until day of departure from terminal, if and when space is available. This applies to both coach and Pullmans. Reduced fare tickets for clergy, charity, etc., are not honored on these trains, except all classes of tickets are honored on "The Streamliner, City of Denver."

◆ Reservations for space, Pullman or coach, should be applied for as much in advance as possible. The "City of Los Angeles" and the "City of San Francisco" are operated primarily for through passengers and will not carry local passengers between points east of Ogden. If there is vacant space (Pullman or coach) available 48 hours prior to departure from terminal, it may be sold from intermediate scheduled stops westbound to Ogden and points beyond, or eastbound from points between Los Angeles or San Francisco and Ogden to any scheduled stop. Reduced fare tickets for clergy, charity, etc., are not honored on these trains. Note A—See pages 8 to 13, also pages 20 and 21 for Streamliner equipment. See page 59 for Pullman rates.

The Streamliner, City of San Francisco

Westbound—Read Down (See Note A) Eastbound—Read Up

Same Sailing Dates Each Mo. See Calendar page 63	Stream-liner No. 101	Between CHICAGO and SAN FRANCISCO Extra Fare	Stream-liner No. 102	Same Sailing Dates Each Mo. See Calendar Page 63
		C. & N. W.		
5 11 17 23 29	6.15	Lv Chicago (C.T.).....Ill. Ar	9.30	4 10 16 22 28
5 11 17 23 29	8.22	Lv Clinton.....Iowa Ar	7.15	4 10 16 22 28
5 11 17 23 29	9.38	Lv Cedar Rapids.....Iowa Ar	5.58	4 10 16 22 28
5 11 17 23 29	11.31	Lv Boone.....Iowa Lv	4.05	4 10 16 22 28
6 12 18 24 30	1.51	Ar Omaha.....Neb. Lv	1.45	4 10 16 22 28
		Union Pacific		
6 12 18 24 30	2.00	Lv Omaha.....Neb. Ar	1.35	4 10 16 22 28
6 12 18 24 30	4.01	Lv Grand Island.....Neb. Lv	11.30	3 9 15 21 27
6 12 18 24 30	5.55	Ar North Platte (C.T.) Neb. Lv	9.44	3 9 15 21 27
6 12 18 24 30	4.56	Lv North Platte (M.T.) Neb. Ar	8.43	3 9 15 21 27
6 12 18 24 30	6.40	Lv Sidney.....Neb. Lv	6.59	3 9 15 21 27
6 12 18 24 30	8.25	Ar Cheyenne.....Wyo. Lv	5.25	3 9 15 21 27
6 12 18 24 30	8.35	Lv Cheyenne.....Wyo. Ar	5.15	3 9 15 21 27
6 12 18 24 30	10.05	Lv Laramie.....Wyo. Lv	3.55	3 9 15 21 27
6 12 18 24 30	11.52	Lv Rawlins.....Wyo. Lv	1.59	3 9 15 21 27
6 12 18 24 30	1.58	Lv Green River.....Wyo. Lv	11.50	3 9 15 21 27
6 12 18 24 30	3.45	Lv Evanston.....Wyo. Lv	10.08	3 9 15 21 27
6 12 18 24 30	5.20	Ar Ogden (M.T.).....Utah Lv	8.35	3 9 15 21 27
		Southern Pacific		
6 12 18 24 30	4.30	Lv Ogden (P.T.).....Utah Ar	7.25	3 9 15 21 27
7 13 19 25 31	1.11	Ar Reno.....Nev. Lv	10.25	2 8 14 20 26
7 13 19 25 31	5.35	Ar Sacramento.....Cal. Lv	5.50	2 8 14 20 26
7 13 19 25 31	7.08	Ar Berkeley.....Cal. Lv	4.23	2 8 14 20 26
7 13 19 25 31	7.16	Ar Oakland (16th St.) Cal. Lv	4.16	2 8 14 20 26
7 13 19 25 31	7.52	Ar San Francisco.....Cal. Lv	3.40	2 8 14 20 26

The Streamliner, City of Denver

Westbound—Read Down (See Note A) Eastbound—Read Up

Stream-liner No. 111 Daily	Between CHICAGO and DENVER No Extra Fare	Stream-liner No. 112 Daily
	C. & N. W.	
6.20	Lv Chicago (C.T.).....Ill. Ar	9.23
8.27	Lv Clinton.....Iowa Ar	7.05
9.43	Lv Cedar Rapids.....Iowa Ar	5.48
11.37	Lv Boone.....Iowa Lv	3.55
2.01	Ar Omaha.....Neb. Lv	1.35
	Union Pacific	
2.10	Lv Omaha.....Neb. Ar	1.25
	Lv Columbus.....Neb. Lv	12.06
4.11	Lv Grand Island.....Neb. Lv	11.20
4.45	Lv Kearney.....Neb. Lv	10.46
6.02	Ar North Platte (C.T.) Neb. Lv	9.35
5.10	Lv North Platte (M.T.) Neb. Ar	8.33
6.17	Lv Julesburg.....Colo. Lv	7.30
7.11	Ar Sterling.....Colo. Lv	6.44
8.31	Ar La Salle.....Colo. Lv	5.27
9.20	Ar Denver.....Colo. Lv	4.45

The Streamliner, City of Salina

Westbound—Read Down Eastbound—Read Up

Stream-liner No. 99 Daily	Stream-liner No. 105 Daily	Between KANSAS CITY, TOPEKA and SALINA No Extra Fare Central Time	Stream-liner No. 100 Daily	Stream-liner No. 106 Daily
5.00	11.00	Lv Kansas City (Un. Pac.) Mo. Ar	10.30	1.38
5.05	f11.05	Lv Kansas City Kan. Lv	f10.22	f 1.32
5.42	11.42	Lv Lawrence....." Lv	9.46	12.56
6.12	12.08	Ar Topeka....." Lv	9.18	12.30
6.12		Lv Topeka....." Ar	9.18	
f 6.35		Lv St Mary....." Lv	f 8.38	
f 6.47		Lv Wamego....." Lv	8.22	
7.02		Lv Manhattan....." Lv	7.55	
7.28		Lv Junction City....." Lv	G.....	
f 7.45		Lv Chapman....." Lv	G.....	
f 7.58		Lv Abilene....." Lv	7.27	
f 8.09		Lv Solomon....." Lv	G.....	
8.30		Ar Salina (Un. Pac.) Kan. Lv	7.00	

A Stops to take or let off paying passengers to or from regular or flag stops.
 G Stops to take paying passengers for Junction City and east. (f) Stops only on signal.
 ⊕ Regular steam train; for additional train service see page 26.
 ▲ Motor Bus connection at East Los Angeles. Also see tables 99, 100 and 101.
 (C.T.) Central time. (M.T.) Mountain time. (P.T.) Pacific time.

UNION PACIFIC'S FLEET OF *Streamliners*

UNION PACIFIC's powerful Streamliners connect East and West . . . traveling between Chicago and the Pacific Coast in the remarkably fast time of only $39\frac{3}{4}$ hours. The "City of Denver" eats up the distance between Chicago and Denver in an overnight trip . . . 16 hours westward and $15\frac{1}{2}$ hours eastward.

CITY OF PORTLAND

The pioneer transcontinental Streamliner. Only one business day en route between Chicago-Portland, on a $39\frac{3}{4}$ -hour schedule. 7 cars—Pullman and coach equipped—*no extra fare*. 5 "sailings" a month, each direction.

CITY OF SAN FRANCISCO

11-car train, Pullman and coach equipped. $39\frac{3}{4}$ hours—only one day, two nights enroute. 5 round trip "sailings" a month. *Extra fare*.

CITY OF LOS ANGELES


11-car, Pullman and coach equipped train operating on a $39\frac{3}{4}$ -hour schedule between Chicago and Los Angeles. You save a business day! 5 "sailings" a month in each direction. *Extra fare*.

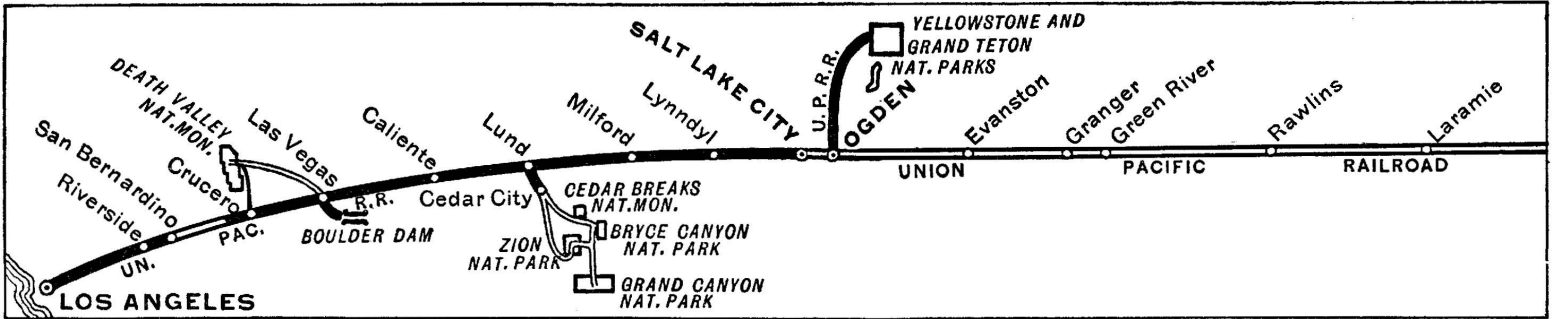
CITY OF DENVER

A 12-car Streamliner operating on an overnight every night schedule—between Chicago and Denver. Experience the pleasure of traveling on this superb train. Pullmans—coaches. *No extra fare*.

CITY OF SALINA

America's first fully streamlined train. Coaches only. Round trip daily service between Salina, Topeka, Kans., and Kansas City, Mo. *No extra fare*.





CHICAGO to LOS ANGELES via Omaha

Table A For complete schedules see tables 1, 2 and 3		Streamliner City of Los Angeles 103 ●	Los Angeles Limited 7 Daily ⊕	The Challenger 717 Daily ◆	Pacific Limited 21 Daily
Lv Chicago (C.T.)	6.15 SUN	10.15 SUN	10.20 SUN	10.30 SUN	
Ar Omaha	1.51 MON	9.55 MON	10.05 MON	10.30 SUN	
C. & N. W. Line			(201-2-201)	(201-2-201)	(203-22-203)
Lv Minneapolis		8.05 SUN	8.05 SUN	9.10 SUN	
Ar St. Paul		8.45 "	8.45 "	9.45 "	
Ar Sioux City		4.30 MON	4.30 MON	6.20 "	
Ar Omaha		7.31 "	7.31 "	9.05 "	
Lv St. Louis (Wabash)		7.30 SUN	7.30 SUN		
Ar Omaha		8.15 MON	8.15 MON		
Union Pacific					
Lv Omaha	2.00 MON	10.25 MON	10.35 MON	11.00 SUN	
Ar Fremont		11.12 "	11.20 "	11.43 SUN	
Ar Columbus		12.04 "	12.11 "	12.34 MON	
Ar Grand Island	4.01 MON	1.23 "	1.32 "	1.55 "	
Ar Kearney		2.15 "	2.27 "	2.50 "	
Ar No. Platte (C.T.)	5.55 MON	4.00 "	4.10 "	4.45 "	
Lv No. Platte (M.T.)	4.56 "	3.10 "	3.20 "	4.00 "	
Ar Sidney	6.40 "	5.42 "	5.57 "	7.45 "	
Ar Cheyenne	8.25 "	8.00 "	8.15 "	10.45 "	
Lv Denver		5.45 "	5.45 "	8.25 "	
Lv Cheyenne	8.35 MON	8.15 "	8.30 "	11.40 "	
Ar Fremont	10.05 "	9.57 MON	10.09 MON	1.19 "	
Ar Rawlins	11.52 MON	12.30 TUE	12.39 TUE	4.02 "	
Ar Rock Springs		2.55 "	3.04 "	6.29 "	
Ar Green River	1.58 MON	3.35 "	3.40 "	7.10 "	
Ar Evanston	3.45 "	6.07 "	6.15 "	9.35 "	
Lv Ogdien	5.20 "	8.10 "	8.15 "	11.50 MON	
Ar Ogdien	5.30 "	8.35 "	8.45 "	12.20 TUE	
Ar Salt Lake City	6.05 "	9.30 "	9.40 "	1.10 "	
Lv Salt Lake City	6.10 MON	10.00 "	10.05 "	1.35 "	
Ar Lyndyl		1.15 "	1.25 "	4.38 "	
Ar Milford		3.35 "	3.45 "	6.40 "	
Ar Lund		4.33 "	4.42 "	7.40 "	
Ar Cedar City		5.55 "	5.55 "	9.00 "	
Lv Cedar City		3.00 "	3.00 "	10.30 MON	
Lv Lund		4.33 "	4.42 "	7.40 TUE	
Ar Caliente (M.T.)	11.27 MON	6.50 "	7.00 "	9.40 "	
Lv Caliente (P.T.)	10.27 MON	6.00 "	6.15 "	8.55 "	
Ar Las Vegas	1.01 TUE	9.15 TUE	9.30 TUE	12.05 "	
Ar San Bernardino	6.17 "	5.35 WED	5.55 WED	7.15 "	
Ar Riverside		6.13 "	6.25 "	7.50 "	
Ar East Los Angeles	7.37 TUE	7.55 "	8.00 "	9.20 "	
Ar Los Angeles	8.00 TUE	8.30 "	8.35 "	9.45 "	
Ar Pasadena	8.10 TUE	8.50 "	8.50 "	10.00 "	
Ar Anaheim	8.40 TUE	9.15 "	9.15 "	10.20 "	
Ar Long Beach (Pine Ave)	8.25 TUE	8.57 "	8.57 "	10.10 "	
Ar San Pedro	8.50 TUE	9.35 WED	9.35 WED	10.45 TUE	

Equipment for Page 8

★NO. 103—STREAMLINER, CITY OF LOS ANGELES

Extra Fare

Leave Chicago via C. & N. W. Ry. 6th, 12th, 18th, 24th, and last day of each month.

Registered Nurse—Stewardess Service without charge.
Radio Sets in Diner-lounge and in all Coaches.

Diner-Lounge.....Serving all meals; see page 60 for sample menus.
Standard Sleeping Cars...Chicago to Los Angeles—2 Compts. 7 Bed-rooms.
Chicago to Los Angeles—11 Sections (3 cars).
Coach.....Chicago to Los Angeles (48 reclining seats).
Coach-Buffer.....Chicago to Los Angeles (38 reclining seats). Buffet meal service to coach passengers at reasonable prices.

★NO. 7—LOS ANGELES LIMITED—DAILY

All Pullman, no extra fare, Chicago to Los Angeles.

Cars from Chicago and Minneapolis-St. Paul run via C. & N. W. to Omaha.

Club Observation Car.....Chicago to Los Angeles. (Maid, hairdresser, barber, valet, bath; buffet, soda-fountain; radio).
Standard Sleeping Cars...Chicago to Los Angeles—5 Compartments. 3 D. R. Chicago to Los Angeles—12 Sections. D. R. Chicago to Los Angeles—14 Sections. Minneapolis-St. Paul to Los Angeles—5 Sec. Compts., Drawing-room. (C. & N. W. 201-2-201 to Omaha). St. Louis to Los Angeles—10 Sections. Compartments, Drawing-room (Wabash 11 to Omaha). Denver to Los Angeles—10 Sections. D. R. Compt. (No. 37 to Salt Lake City). Butte to Los Angeles—12 Sections, D. R. (No. 32 to Salt Lake City).
Dining Car.....Serving all meals; see page 60 for sample menus.

★NO. 717—THE CHALLENGER—DAILY

Registered Nurse—Stewardess and Porter Service without charge.

Ladies Lounge. Free pillows day or night. Free drinking cups.

Cars from Chicago and Minneapolis-St. Paul run via C. & N. W. to Omaha.

Lounge Car.....Chicago to Los Angeles (for sleeping car passengers only).
Challenger Sleeping Cars..Chicago to Los Angeles—14 Sections. Minneapolis-St. Paul to Los Angeles—14 Sections. Chicago to Los Angeles—14 Sections (No. 15 Chicago to Denver; No. 37 Denver to Salt Lake City).
Womens Deluxe Coaches..Chicago and Omaha to Los Angeles (Reclining seats).
Reclining Seat Coaches...Chicago and Omaha to Los Angeles.
Coach.....Denver to Los Angeles (No. 37 to Salt Lake City).
Dining Car.....Serving all meals. See page 60 for sample menus of low cost meals; breakfast 25 cents; luncheon 30 cents; dinner 35 cents.

★NO. 21—PACIFIC LIMITED—DAILY

Cars from Chicago run via C. & N. W. to Omaha.

Club Observation Car.....Chicago to Los Angeles, (soda fountain, beverages; radio).
Standard Sleeping Cars...Chicago to Los Angeles—12 Sections, D. R. Salt Lake City to Las Vegas—12 Sections, Drawing-room. (Open 9:30 p. m.).
Tourist Sleeping Cars...Chicago to Los Angeles—16 Sections. Coaches.....Chicago and Omaha to Los Angeles.
Chair Car.....Salt Lake City to Los Angeles.
Dining Car.....Serving all meals. See page 60 for sample menus.

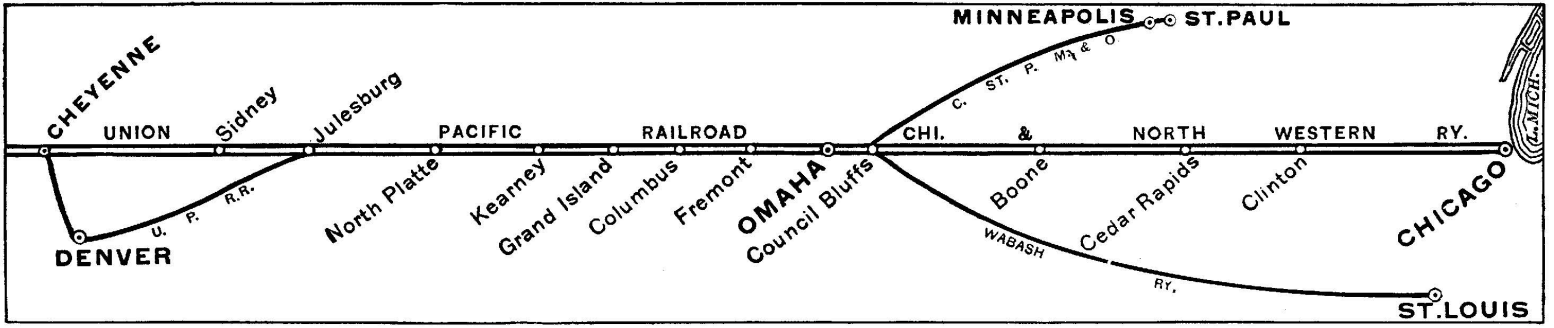
Footnotes for Page 8

- ★ Regularly assigned through cars air-conditioned.
- Makes five round trips each month; see page 6 for sailing dates and schedules.
- ⊕ Coach and Pullman tourist cars formerly carried in No. 7 leave Chicago at 10:20 p. m. on The Challenger, No. 717.
- ◆ The Challenger carries only coaches and Challenger (Pullman tourist) sleeping cars.
- Runs via Borie cut-off; not via Cheyenne.

- ▲ Motor Bus connections with main line trains at East Los Angeles.
- (f) Stops only on signal. ○ Motor Bus between Lund and Cedar City.
- (C.T.) Central time. (M.T.) Mountain time. (P.T.) Pacific time.

Time from 12.01 midnight to 12.00 noon shown in light face type.

Time from 12.01 noon to 12.00 midnight shown in heavy face type.



LOS ANGELES to CHICAGO via Omaha

Table A For complete schedules, see tables 1, 2, and 3	Streamliner City of Los Angeles 104 ⊙	Los Angeles Limited 8 Daily		The Challenger 818 Daily ♦		Pacific Limited 14 Daily	
		Lv	Ar	Lv	Ar	Lv	Ar
Lv San Pedro	2.15 SUN	6.25 SUN	6.25 SUN	6.25 SUN	6.25 SUN		
Lv Long Beach	2.50 "	7.10 "	7.10 "	7.10 "	7.05 "		
Lv Anaheim	2.45 "	7.00 "	7.00 "	7.00 "	7.00 "		
Lv Pasadena	3.10 "	7.30 "	7.30 "	7.30 "	7.25 "		
Lv Los Angeles	3.45 "	8.00 "	8.05 "	8.05 "	8.00 "		
" East Los Angeles	4.05 "	8.24 "	8.29 "	8.29 "	8.25 "		
" Riverside		9.55 "	10.05 "	10.05 "	9.50 "		
" San Bernardino	5.23 "	10.25 SUN	10.35 SUN	10.35 SUN	10.20 "		
" Las Vegas	10.43 SUN	5.35 MON	5.50 MON	5.50 MON	5.35 "		
Ar Caliente (P.T.)	1.21 MON	8.55 "	9.15 "	9.15 "	8.50 "		
Ar Caliente (M.T.)	2.21 "	10.10 "	10.25 "	10.25 "	10.00 SUN		
Ar Lund		12.25 "	12.32 "	12.32 "	12.15 MON		
" Cedar City		1.50 "	1.50 "	1.50 "	9.00 "		
Lv Cedar City		11.00 "	11.00 "	11.00 "	10.30 TUE		
Lv Lund		12.25 "	12.32 "	12.32 "	12.15 MON		
" Milford		1.16 "	1.24 "	1.24 "	1.03 "		
" Lyndyl		3.15 "	3.25 "	3.25 "	3.10 "		
Ar Salt Lake City	7.42 MON	6.00 "	6.10 "	6.10 "	6.25 "		
Lv Salt Lake City	7.47 "	6.30 "	6.40 "	6.40 "	6.45 "		
Ar Ogden	8.25 "	7.20 "	7.30 "	7.30 "	7.35 "		
Lv Ogden	8.35 "	8.00 "	8.05 "	8.05 "	8.35 "		
Ar Evanston	10.08 "	9.59 MON	10.06 MON	10.06 MON	10.30 "		
" Green River	11.49 MON	12.20 TUE	12.32 TUE	12.32 TUE	12.47 "		
" Rock Springs		1.09 "	1.29 "	1.29 "	1.25 "		
" Rawlins	1.59 MON	3.30 "	3.50 "	3.50 "	3.58 "		
" Laramie	3.55 "	6.10 "	6.30 "	6.30 "	7.03 "		
Ar Cheyenne	5.15 "	8.00 "	8.30 "	8.30 "	8.50 "		
Ar Denver		10.30 "	10.30 "	10.30 "	11.35 "		
Lv Cheyenne	5.25 "	8.20 "	8.45 "	8.45 "	9.15 "		
Ar Sidney	6.59 "	10.10 "	10.30 "	10.30 "	11.00 MON		
Ar North Platte (M.T.)	8.43 "	12.38 "	12.55 "	12.55 "	1.23 TUE		
Lv North Platte (C.T.)	9.44 "	1.48 "	2.05 "	2.05 "	2.30 TUE		
Ar Kearney		3.34 "	3.50 "	3.50 "	4.15 "		
" Grand Island	11.30 MON	4.35 "	4.50 "	4.50 "	5.18 "		
" Columbus		6.00 "	6.10 "	6.10 "	6.40 "		
" Fremont		6.55 "	7.05 "	7.05 "	7.33 "		
Ar Omaha	1.35 TUE	8.00 TUE	8.05 TUE	8.05 TUE	8.30 TUE		
C. & N. W.							
Lv Omaha	1.45 TUE	8.30 TUE	8.35 TUE	8.35 TUE	8.55 TUE		
Ar Chicago	9.30 TUE	8.42 WED	8.45 WED	8.45 WED	8.45 TUE		
C. & N. W. Line							
Lv Omaha		202-1-202	202-1-202	202-1-202	204-9-204		
Ar Sioux City		9.15 TUE	9.15 TUE	9.15 TUE	8.35 TUE		
Ar St. Paul		12.20 WED	12.20 WED	12.20 WED	11.45 "		
Ar Minneapolis		7.35 WED	7.35 WED	7.35 WED	7.55 "		
Ar Minneapolis		8.10 WED	8.10 WED	8.10 WED	8.30 TUE		
Wabash							
Lv Omaha		8.30 TUE	8.30 TUE	8.30 TUE			
Ar St. Louis		8.08 WED	8.08 WED	8.08 WED			

Equipment for Page 9

★ NO. 104—STREAMLINER, CITY OF LOS ANGELES

Extra Fare

Leave Los Angeles 3rd, 9th, 15th, 21st and 27th of each month. Arrive Chicago via C. & N. W. Ry.
Registered Nurse—Stewardess Service without Charge.
Radio Sets in Diner-lounge and in all Coaches.

Diner-Lounge..... Serving all meals; see page 60 for sample menus.
Standard Sleeping Cars..... Los Angeles to Chicago—2 Compartments, 7 Bed-rooms
Los Angeles to Chicago—11 Sections (3 cars).
Coach..... Los Angeles to Chicago (48 reclining seats).
Coach-Buffer..... Los Angeles to Chicago (38 reclining seats). Buffet
meal service to coach passengers at reasonable prices.

★ NO. 8—LOS ANGELES LIMITED—DAILY

All Pullman, no extra fare, Los Angeles to Chicago.
Cars to Chicago and St. Paul—Minneapolis run via C. & N. W. east of Omaha.
Club Observation Car..... Los Angeles to Chicago. (Maid, hairdresser, barber,
valet, bath; buffet, soda-fountain; radio).
Standard Sleeping Cars..... Los Angeles to Chicago—6 Compartments, 3 D. R.
Los Angeles to Chicago—12 Sections, D. R.
Los Angeles to Chicago—14 Sections.
Los Angeles to St. Paul—Minneapolis—8 Secs., Compts.,
D. R. (C. & N. W. 202-1-202 east of Omaha).
Los Angeles to St. Louis—10 Sections, Compts., D. R.
(Wabash 14 Omaha to St. Louis).
Los Angeles to Butte—12 Sections, Drawing-room
(No. 29 north of Salt Lake City).
Los Angeles to Denver—10 Sections, Drawing-room
Compt. (No. 38 east of Salt Lake City).
Dining Car..... Serving all meals; see page 60 for sample menus.

★ NO. 818—THE CHALLENGER—DAILY

Registered nurse—Stewardess and Porter Service without charge.
Ladies Lounge. Free pillows day or night. Free drinking cups.
Cars to Chicago and St. Paul—Minneapolis run via C. & N. W. east of Omaha.
Lounge Car..... Los Angeles to Chicago. (For sleeping car passengers
only).
Challenger Sleeping Cars..... Los Angeles to Chicago—14 Sections.
Los Angeles to St. Paul—Minneapolis—14 Sections.
Los Angeles to Denver—14 Sections (No. 38 east of
Salt Lake City; No. 12 Denver to Chicago).
Womens Deluxe Coaches..... Los Angeles to Omaha and Chicago (Reclining seats).
Reclining Seat Coaches..... Los Angeles to Omaha and Chicago.
Coach..... Los Angeles to Denver (No. 38 east of Salt Lake City).
Dining Car..... Serving all meals. See page 60 for sample menus of low
cost meals; breakfast 25 cents; luncheon 30 cents;
dinner 35 cents.

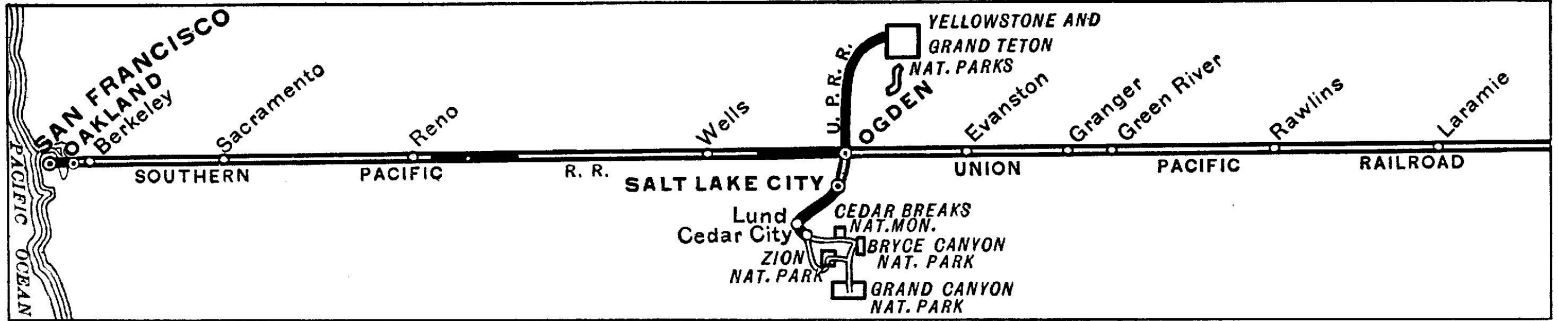
★ NO. 14—PACIFIC LIMITED—DAILY

Cars to Chicago run via C. & N. W. east of Omaha
Club Observation Cars..... Los Angeles to Chicago (soda fountain, beverages; radio).
Standard Sleeping Cars..... Los Angeles to Chicago—12 Sections, D. R.
Las Vegas to Salt Lake City—12 Sections, Drawing-
room. (May be occupied till 7:30 a. m.)
Tourist Sleeping Car..... Los Angeles to Chicago—16 Sections.
Coaches..... Los Angeles to Omaha and Chicago.
Dining Car..... Serving all meals; see page 60 for sample menus.

Footnotes for Page 9

- ★ Regularly assigned through cars air-conditioned.
- ⊙ Makes 5 round trips each month; see page 6 for sailing dates.
- ♦ The Challenger carries only coaches and Challenger (Pullman tourist) sleeping cars.
- ▲ Motor Bus connections with main line trains at East Los Angeles.
- Runs via Borie cut-off; not via Cheyenne. (f) Stops only on signal.

⊙ Motor Bus between Lund and Cedar City.
(C.T.) Central time. (M.T.) Mountain time. (P.T.) Pacific time.
Time between 12.01 midnight and 12.00 noon shown in light face type.
Time from 12.01 noon to 12.00 midnight shown in heavy face type.



CHICAGO to SAN FRANCISCO via Omaha

Table B		Streamliner City of San Francisco 101	San Francisco Overland Ltd. 27 Daily	Advance Overland 9-87 Daily	Pacific Limited 21 Daily
C. & N. W.					
Lv Chicago	6.15 SUN	10.20 SUN		10.30 SUN	
Ar Omaha	1.51 MON	10.15 MON		10.30 SUN	
C. & N. W.					
Lv Minneapolis		(201-2-201) 8.05 SUN		(203-22-203) 9.10 SUN	
Lv St. Paul		8.45 "		9.45 "	
Lv Sioux City		4.30 MON		6.20 "	
Ar Omaha		7.31 MON		9.05 SUN	
Wabash					
Lv St. Louis		7.30 SUN			
Ar Omaha		8.15 MON			
Union Pacific					
Lv Omaha	2.00 MON	10.45 MON		11.00 SUN	
" Fremont		f 11.32 "		f 11.43 SUN	
" Columbus		f 12.22 "		12.34 MON	
" Grand Island	4.01 MON	1.42 "		1.55 "	
" Kearney		f 2.35 "		2.50 "	
Ar North Platte (C.T.)	5.55 MON	4.25 "		4.45 "	
Lv North Platte (M.T.)	4.56 "	3.35 "		4.00 "	
" Sidney	6.40 "	6.13 "		7.45 "	
Ar Cheyenne	8.25 "	8.35 "		10.45 "	
Lv Denver		□ 5.45 "		8.25 "	
Lv Cheyenne	8.35 "	8.45 "		11.40 "	
" Laramie	10.05 "	10.40 MON		1.19 "	
" Rawlins	11.52 "	1.30 TUE		4.02 "	
" Rock Springs		3.55 "		6.29 "	
" Green River	1.58 "	4.35 "		7.10 "	
" Evanston	3.45 "	6.53 "		9.35 "	
Ar Ogden	5.20 MON	9.05 TUE		11.50 MON	
Lv Salt Lake City		8.15 TUE	8.15 TUE	11.20 MON	
Lv Ogden (P.T.)	4.30 MON	9.00 TUE	8.35 TUE	11.35 MON	
Ar Reno	1.11 TUE	10.05 "	9.00 "	1.00 TUE	
" Truckee		11.25 TUE	10.30 TUE	2.05 "	
" Sacramento	5.35 TUE	5.05 WED	4.40 WED	6.35 "	
" Berkeley	7.08 "	7.33 "	7.15 "	8.34 "	
" Oakland (16th St.)	7.16 "	7.45 "	7.24 "	8.47 "	
" Oakland Pier	7.22 "	7.55 "	7.35 "	8.55 "	
Ar San Francisco (P.T.)	7.52 TUE	8.32 WED	8.12 WED	9.32 TUE	

Equipment for Page 10

★ NO. 101—STREAMLINER, CITY OF SAN FRANCISCO

Extra Fare

Leave Chicago via C. & N. W. Ry. 5th, 11th, 17th, 23rd and 29th of each month.
Arrive San Francisco via Southern Pacific.

Registered Nurse—Stewardess Service without Charge.
Radio Sets in Diner-lounge and in all Coaches.

Diner-Lounge Serving all meals; see page 60 for sample menus.
Standard Sleeping Cars . . . Chicago to San Francisco—2 Compts., 7 Bedrooms.
Chicago to San Francisco—11 Sections (3 cars).
Coach Chicago to San Francisco (48 reclining seats).
Coach-Buffer Chicago to San Francisco (38 reclining seats). Buffet meal service to coach passengers at reasonable prices.

★ NO. 27—SAN FRANCISCO OVERLAND LIMITED—DAILY

Cars from Chicago run via C. & N. W. to Omaha; U. P. to Ogden; S. P. to San Francisco.

Club Car Chicago to San Francisco (barber, valet, bath; radio).
Observation Lounge Car . . . Chicago to San Francisco (beverages; radio; maid service and hair-dresser).
Standard Sleeping Cars . . . Chicago to San Francisco—6 Compts., 3 D. R.
Chicago to San Francisco—6 Sections, 6 Bedrooms.
Chicago to San Francisco—8 Secs., Compts., D. R.
Chicago to San Francisco—12 Sections, D. R.
Chicago to San Francisco—14 Sections.
Salt Lake City to San Francisco—12 Sections, Drawing-room (No. 31 to Ogden).
Dining Car Serving all meals; see page 60 for sample menus.

★ NO. 27-9-87—ADVANCE OVERLAND—DAILY

Cars from Chicago run via C. & N. W. to Omaha, U. P. 27 to Ogden; S. P. 9-87 to San Francisco.

Tourist Sleeping Car Chicago to San Francisco—16 Sections.
Reclining Seat Coaches . . . Chicago to San Francisco.
Dining Car Serving all meals. See page 60 for sample menus.

★ NO. 21—PACIFIC LIMITED—DAILY

Cars from Chicago run via C. & N. W. to Omaha, U. P. to Ogden; S. P. to San Francisco.

Club Observation Cars Chicago to Ogden (soda fountain, beverages; radio).
Observation Sleeping Car . . . Salt Lake City to San Francisco—10 Sections (No. 41 to Ogden).
Standard Sleeping Cars . . . Chicago to San Francisco—12 Sections, D. R.
Tourist Sleeping Cars Chicago to San Francisco—16 Sections.
Coaches Chicago to San Francisco.
Dining Car Serving all meals; see page 60 for sample menus.

Footnotes for Page 10

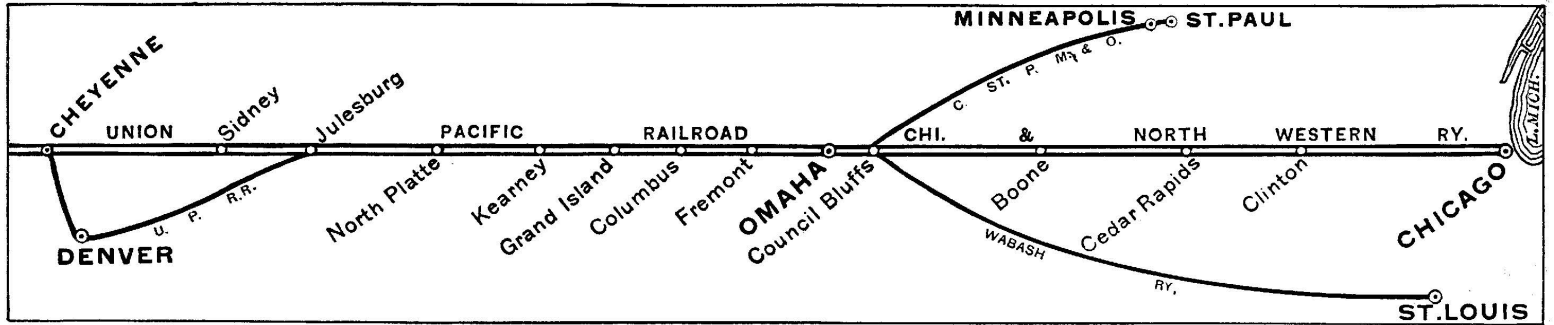
- ★ Regularly assigned through cars air-conditioned. (f) Stops only on signal.
- Makes 5 round trips each month; see page 6 for sailing dates.
- (C.T.) Central time. (M.T.) Mountain time. (P.T.) Pacific time.
- Runs via Borie cut-off; not via Cheyenne.
- Time from 12.01 midnight to 12.00 noon shown in light face type.
- Time from 12.01 noon to 12.00 midnight shown in heavy face type.

Cheyenne Frontier Days

CHEYENNE, WYOMING
JULY 28, 29, 30, 31 - 1937

STEER ROPING • BULLDOGGING • BRONCO RIDING • INDIANS • COWBOYS

World's Greatest Outdoor Show • Visit It Via Union Pacific



SAN FRANCISCO to CHICAGO via Omaha

Table B For complete schedules see tables 1, 2 and 4	Streamliner City of San Francisco 102	San Francisco Overland Ltd. 28 Daily	Advance Overland 88-30 Daily	Pacific Limited 14 Daily
Lv San Francisco (P.T.)	3.40 SUN	8.20 SUN	8.00 SUN	8.20 SUN
Ar Oakland Pier	4.08 "	8.55 "	8.32 "	8.47 "
Ar Oakland (16th St.)	4.16 "	9.06 "	8.40 "	8.54 "
Ar Berkeley	4.23 "	9.17 "	8.49 "	9.03 "
Ar Sacramento	5.50 "	11.35 SUN	10.55 SUN	11.10 "
Ar Truckee	10.25 SUN	4.10 MON	3.25 MON	3.53 "
Ar Reno	7.25 MON	5.20 "	4.35 "	5.05 SUN
Ar Ogden (P.T.)	7.25 MON	6.10 MON	6.00 MON	6.55 MON
Ar Salt Lake City	8.40 MON	8.40 MON	9.40 MON	9.40 MON
Lv Ogden (M.T.)	8.35 MON	7.40 MON	8.35 MON	8.35 MON
Ar Evanston	10.08 "	9.37 "	10.30 "	10.30 "
Ar Green River	11.49 "	11.59 MON	12.47 "	12.47 "
Ar Rock Springs	1.59 MON	12.35 TUE	1.25 "	1.25 "
Ar Rawlins	3.55 "	3.05 "	3.58 "	3.58 "
Ar Laramie	5.15 "	5.48 "	7.03 "	7.03 "
Ar Cheyenne	5.15 "	7.35 "	8.50 "	8.50 "
Ar Denver	10.30 "	11.35 "	11.35 "	11.35 "
Lv Cheyenne	5.25 MON	7.50 "	9.15 "	9.15 "
Ar Sidney	6.59 "	9.50 "	11.00 MON	11.00 MON
Ar North Platte (M.T.)	8.43 "	12.18 "	1.23 TUE	1.23 TUE
Lv North Platte (C.T.)	9.44 "	1.28 "	2.30 "	2.30 "
Ar Kearney	11.30 MON	3.15 "	4.15 "	4.15 "
Ar Grand Island	11.30 MON	4.15 "	5.18 "	5.18 "
Ar Columbus	11.30 MON	5.40 "	6.40 "	6.40 "
Ar Fremont	11.30 MON	6.35 "	7.33 "	7.33 "
Ar Omaha	1.35 TUE	7.40 TUE	8.30 TUE	8.30 TUE
C. & N. W.				
Lv Omaha	1.45 TUE	8.10 TUE	8.55 TUE	8.55 TUE
Ar Chicago	9.30 TUE	8.35 WED	8.45 TUE	8.45 TUE
C. & N. W.				
Lv Omaha	9.15 TUE	(202-1-202) 9.15 TUE	(204-9-204) 8.35 TUE	8.35 TUE
Ar Sioux City	12.20 WED	12.20 WED	11.45 "	11.45 "
Ar St. Paul	7.35 WED	7.35 WED	7.55 "	7.55 "
Ar Minneapolis	8.10 WED	8.10 WED	8.30 TUE	8.30 TUE
Wabash				
Lv Omaha	8.30 TUE	8.30 TUE	8.30 TUE	8.30 TUE
Ar St. Louis	8.08 WED	8.08 WED	8.08 WED	8.08 WED

Footnotes for Page 11

- ★ Regularly assigned through cars air-conditioned. (f) Stops only on signal.
- ⊙ Makes 5 round trips each month; see page 6 for sailing dates.
- Runs via Borie cut-off; not via Cheyenne.
- (C.T.) Central time. (M.T.) Mountain time. (P.T.) Pacific time.
- Time from 12.01 midnight to 12.00 noon shown in light face type.
- Time from 12.01 noon to 12.00 midnight shown in heavy face type.

Equipment for Page 11

★ NO. 102—STREAMLINER, CITY OF SAN FRANCISCO

Extra Fare
 Leave San Francisco via S. P. 2nd, 8th, 14th, 20th and 26th of each month.
 Arrive Chicago via C. & N. W. Ry.
Registered Nurse—Stewardess Service without Charge.
Radio Sets in Diner-lounge and in all Coaches.

Diner-Lounge.....Serving all meals; see page 60 for sample menus.
 Standard Sleeping Cars...San Francisco to Chicago—2 Compartments, 7 Bedrooms.
 San Francisco to Chicago—11 Sections (3 cars).
 Coach.....San Francisco to Chicago (48 reclining seats).
 Coach-Buffer.....San Francisco to Chicago (38 reclining seats). Buffet meal service to coach passengers at reasonable prices.

★ NO. 28—SAN FRANCISCO OVERLAND LIMITED—DAILY

Cars run via S. P. to Ogden and via C. & N. W. east of Omaha.
Omaha to St. Louis is via Wabash.

Club Car.....San Francisco to Chicago; (barber, valet, bath; radio).
 Observation Lounge Car...San Francisco to Chicago (beverages; radio; maid service and hair-dresser).
 Standard Sleeping Cars...San Francisco to Chicago—6 Compts., 3 D. R.
 San Francisco to Chicago—6 Sections, 6 Bedrooms.
 San Francisco to Chicago—8 Sections, Compts., D. R.
 San Francisco to Chicago—12 Sections, D. R.
 San Francisco to Chicago—14 Sections.
 San Francisco to St. Louis—12 Sections, Drawing-room (Wabash 14 Omaha to St. Louis).
 San Francisco to Salt Lake City—12 Sections, Drawing-room (U. P. 19 south of Ogden).
 Dining Car.....Serving all meals; see page 60 for sample menus.

★ NO. 88-30-28—ADVANCE OVERLAND—DAILY

Cars run via S. P. 88-30 to Ogden, thence U. P. 28 to Omaha and C. & N. W. 28 to Chicago.

Tourist Sleeping Car....San Francisco to Chicago—16 Sections.
 Reclining Seat Coaches...San Francisco to Chicago.
 Dining Car.....Serving all meals. See page 60 for sample menus.

★ NO. 14—PACIFIC LIMITED—DAILY

Cars run via S. P. to Ogden. Via C. & N. W. east of Omaha.

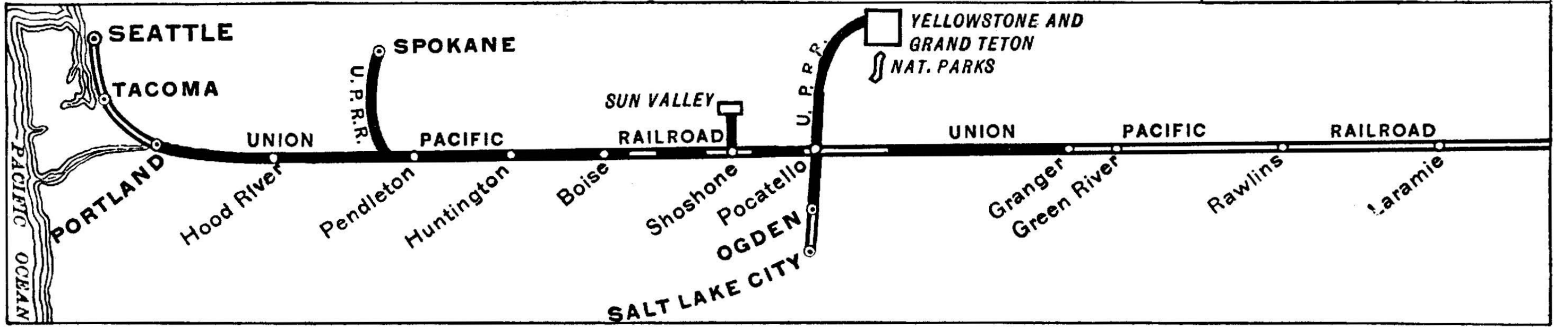
Observation Sleeping Car .San Francisco to Salt Lake City—10 Sections (No 717 south of Ogden).
 Club Observation Car....Ogden to Chicago (soda fountain, beverages; radio).
 Standard Sleeping Car....San Francisco to Chicago—12 Sections, D. R.
 Tourist Sleeping Cars....San Francisco to Chicago—16 Sections.
 Coaches.....San Francisco to Chicago.
 Dining Car.....Serving all meals; see page 60 for sample menus.

"Going to Sea By Rail" Across Great Salt Lake, Utah

Fifteen miles west of Ogden, Overland Route trains actually "go to sea by rail"—over the famous "cut-off" across Great Salt Lake. For many interesting miles they skim over this remarkable man-made pathway.
 The Wasatch Mountains of Utah

rim this vast dead sea. The beauty and the silence of the desert, the wheel of seagulls, far from their native oceans, the strange play of sunsets, make the passage of Great Salt Lake one of the memorable events of a journey to or from San Francisco.

Great Salt Lake is 75 miles long and 31 wide. It is one of the world's most remarkable bodies of water—more salty than any except the Dead Sea of Palestine. Bathers float or swim in it but never sink! The lake is 22 per cent salt and solid matter.



CHICAGO to PORTLAND and SEATTLE via Omaha

Table C For complete schedules, see tables 1, 2 and 6		Streamliner City of Portland 1	Portland Rose 17 Daily	Challenger- Portland Rose 717-17 Daily	Pacific Limited 21 Daily
C. & N. W.					
Lv Chicago	6.15 SUN		10.15 SUN	10.20 SUN	10.30 SUN
Ar Omaha	1.51 MON		9.55 MON	10.05 MON	10.30 SUN
Wabash					
Lv St. Louis			7.30 SUN	7.30 SUN	
Ar Omaha			8.15 MON	8.15 MON	
Union Pacific					
Lv Omaha	2.00 MON	10.25 MON	10.35 MON	11.00 SUN	
" Fremont		11.12 "	11.20 "	11.43 SUN	
" Grand Island	4.01 MON	1.23 "	1.32 "	1.55 MON	
" Kearney		2.15 "	2.27 "	2.50 "	
Ar North Platte (C.T.)	5.55 MON	4.00 "	4.10 "	4.45 "	
Lv North Platte (M.T.)	4.56 "	3.10 "	3.20 "	4.00 "	
" Sidney	6.40 "	5.42 "	5.57 "	7.45 "	
Ar Cheyenne	8.25 "	8.00 "	8.15 "	10.45 "	
Lv Denver		5.45 "	5.45 "	8.25 "	
Lv Cheyenne	8.35 MON	8.15 "	8.30 "	11.40 "	
" Laramie	10.05 "	9.57 MON	11.20 MON	1.19 "	
" Rawlins	11.52 "	12.30 TUE	12.39 TUE	4.02 "	
" Rock Springs		2.55 "	3.04 "	6.29 "	
" Green River	1.58 MON	3.45 "	3.45 "	7.45 "	
" Kemmerer		5.35 "	5.35 "	9.35 "	
" Montpelier		7.15 "	7.15 "	11.32 MON	
Ar Pocatello	6.20 MON	9.25 "	9.25 "	2.00 TUE	
Ar West Yellowstone		2.45 TUE	2.45 TUE	7.30 "	
Lv West Yellowstone		7.15 MON	7.15 MON	7.15 MON	
Lv Pocatello	6.25 MON	9.55 TUE	9.55 TUE	2.25 TUE	
" Minidoka		11.25 "	11.25 "	3.45 "	
" Shoshone		12.25 "	12.25 "	5.03 "	
" Glenns Ferry		1.55 "	1.55 "	6.28 "	
" Boise	10.37 MON	3.55 "	3.55 "	8.30 "	
" Nampa		4.30 "	4.30 "	9.08 "	
Ar Huntington (M.T.)	12.30 TUE	7.00 "	7.00 "	11.30 "	
Lv Huntington (P.T.)	11.32 MON	6.10 "	6.10 "	10.40 "	
" Baker		7.35 "	7.35 "	12.06 "	
" La Grande		9.15 "	9.15 "	1.35 "	
" Pendleton	3.58 TUE	11.56 TUE	11.56 TUE	4.00 "	
" Arlington		2.00 WED	2.00 WED	5.44 "	
" The Dalles		5.05 "	5.05 "	7.10 "	
" Hood River		5.40 "	5.40 "	7.43 "	
Ar Portland	8.00 TUE	7.35 "	7.35 "	9.40 "	
Lv Portland	8.35 TUE	8.35 "	8.35 "	11.30 TUE	
Ar Tacoma	1.04 "	1.04 "	1.04 "	5.05 WED	
Ar Seattle (P.T.)	2.20 TUE	2.20 WED	2.20 WED	6.45 WED	

Equipment for Page 12

★ NO. 1—STREAMLINER, CITY OF PORTLAND

Leave Chicago via C. & N. W. Ry. 4th, 10th, 16th, 22nd and 28th of each month.

Berths in this train are slightly less than standard width and should not be used for two adults, without explanation.

Diner-Lounge (Radio).....Serving all meals; see page 60 for sample menus.
 Standard Sleeping Cars....Chicago to Portland—8 Sections, 1 Compartment, 1 Bedroom (2 cars).
 Chicago to Portland—10 Sections, 1 Compartment, 1 Bedroom.
 Coach-Bufferet.....Chicago to Portland (54 reclining seats). Buffet meal service to coach passengers at reasonable prices.

★ NO. 17—PORTLAND ROSE—DAILY

Cars from Chicago run via C. & N. W. to Omaha, thence U. P.

Club Observation Car.....Chicago to Portland (barber, valet, buffet, soda-fountain; radio).
 Standard Sleeping Cars....Chicago to Portland—8 Sections, Compts., D. R.
 Chicago to Portland—12 Sections, D. R.
 Sleeping Cars open at Chicago to West Yellowstone—10 Sections, Compartments, D. R. (No. 35, Pocatello to West Yellowstone). (Only during Yellowstone season, June 20 to Sept. 13).
 (a) West Yellowstone to Portland—12 Sections, D. R. (Requires Car to Car change at Pocatello).
 Denver to Portland—12 Sections, Drawing-room, (No. 37 to Green River).
 Dining Car.....Serving all meals; see page 60 for sample menus.

★ NO. 717-17—CHALLENGER—PORTLAND ROSE—DAILY

Porter Service without charge.

Free pillows day and night. Free drinking cups.

Cars from Chicago run via C. & N. W.—U. P. No. 717 to Green River; thence 17 to Portland.

Challenger Sleeping Car...Chicago to Portland—16 Sections.
 Reclining Seat Coaches...Chicago to Portland.
 Dining Car.....Serving all meals. See page 60 for sample menus of low cost meals: breakfast 25 cents; luncheon 30 cents; dinner 35 cents.

★ NO. 21—PACIFIC LIMITED—DAILY

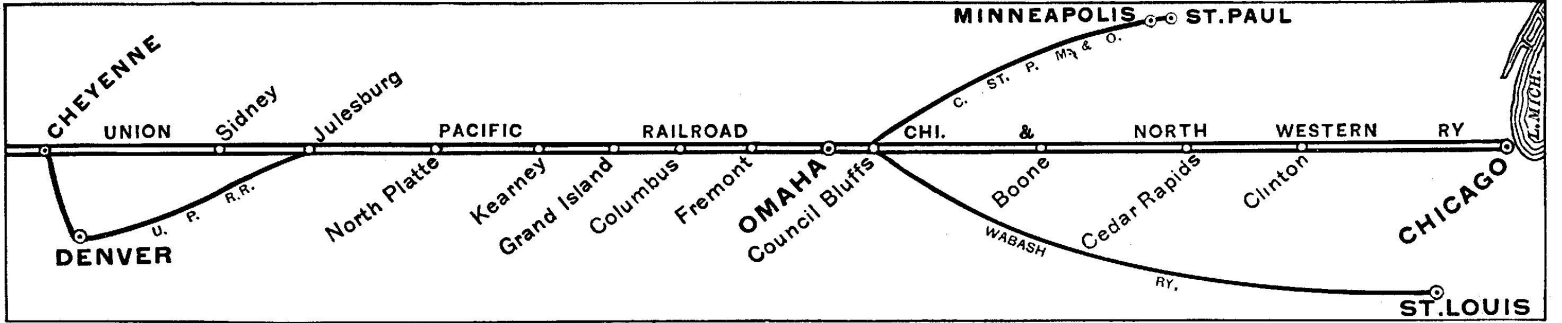
Cars from Chicago run via C. & N. W. to Omaha.

Club Observation Cars....Chicago to Green River. (Soda fountain, beverages; radio).
 Diner-Lounge Car.....Green River to Portland; see page 60 for sample menus.
 Standard Sleeping Cars...Chicago to Portland—12 Sections., D. R. (Requires car to car change after departure from Cheyenne).
 Tourist Sleeping Car.....Chicago to Green River; Green River to Portland and Seattle—16 Sections.
 Coaches.....Chicago and Omaha to Cheyenne and Portland.
 Dining Car.....Serving all meals, except between Green River and Portland where Diner-Lounge car service is available; see page 60 for sample menus.

Footnotes for Page 12

- ★ Regularly assigned through cars air-conditioned.
- (a) Pre-cooled but not air-conditioned between West Yellowstone and Pocatello.
- Makes 5 round trips each month. See page 6, for sailing dates and schedule.
 - Through sleeping car daily during Yellowstone season, June 20 to Sept. 13.
 - Connecting sleeping car service daily during Yellowstone season, June 20 to Sept. 13.
- Runs via Borie cut-off; not via Cheyenne. (f) Stops only on signal.
- (C.T.) Central time. (M.T.) Mountain time. (P.T.) Pacific time.
- Time from 12.01 midnight to 12.00 noon shown in light face type.
- Time from 12.01 noon to 12.00 midnight shown in heavy face type.

Ship and Ride Union Pacific—Road of the Streamliners and The Challenger



SEATTLE and PORTLAND to CHICAGO via Omaha

Table C For complete schedules, see tables 1, 2 and 6	Streamliner City of Portland 2	Portland Rose 18 Daily	Portland Rose- Challenger 18-818 Daily	Pacific Limited 14 Daily
Lv Seattle	8.20 SUN	4.20 SUN	4.20 SUN	11.30 SAT
“ Tacoma.....	9.40 “	5.30 “	5.30 “	1.00 SUN
Ar Portland	2.20 SUN	9.20 “	9.20 “	6.30 SUN
Lv Portland	3.45 SUN	9.35 SUN	9.35 SUN	8.00 SUN
“ Hood River.....	11.20 “	11.20 “	11.20 “	9.41 “
“ The Dalles.....	12.01 MON	12.01 MON	12.01 MON	10.30 “
“ Arlington.....	1.15 “	1.15 “	1.15 “	11.47 “
“ Pendleton.....	7.51 SUN	3.30 “	3.30 “	1.55 “
“ La Grande.....	5.55 “	5.55 “	5.55 “	4.25 “
“ Baker.....	7.15 “	7.15 “	7.15 “	5.50 “
Ar Huntington (P.T.).....	12.23 MON	8.45 “	8.45 “	7.25 “
Lv Huntington (M.T.).....	1.25 “	9.55 “	9.55 “	8.35 “
“ Nampa.....	3.04 MON	12.08 “	12.08 “	10.30 “
“ Boise.....	12.43 “	12.43 “	12.43 “	11.20 SUN
“ Glens Ferry.....	2.38 “	2.38 “	2.38 “	1.15 MON
“ Shoshone.....	3.55 “	3.55 “	3.55 “	2.35 “
“ Minidoka.....	4.57 “	4.57 “	4.57 “	3.45 “
Ar Pocatello	7.10 MON	6.15 MON	6.15 MON	5.10 “
Ar West Yellowstone	7.30 TUE	7.30 TUE	7.30 TUE	2.45 “
Lv West Yellowstone	1.00 MON	1.00 MON	1.00 MON	7.15 SUN
Lv Pocatello	7.15 MON	6.40 “	6.40 MON	5.30 MON
“ Montpelier.....	9.06 “	9.06 “	9.06 “	8.10 “
“ Kemmerer.....	10.48 MON	10.48 MON	10.48 MON	10.13 “
Ar Green River	11.49 MON	12.25 TUE	12.25 TUE	12.30 “
“ Rock Springs.....	1.09 “	1.09 “	1.29 “	1.25 “
“ Rawlins.....	1.59 “	3.30 “	3.50 “	3.58 “
“ Laramie.....	3.55 “	6.10 “	6.30 “	7.03 “
Ar Cheyenne	5.15 “	8.00 “	8.30 “	8.50 “
Ar Denver	10.30 “	10.30 “	10.30 “	11.35 “
Lv Cheyenne	5.25 MON	8.20 “	8.45 “	9.15 “
Ar Sidney	6.59 “	10.10 “	10.30 “	11.00 MON
Lv North Platte (M.T.)	8.43 “	12.38 “	12.55 “	1.23 TUE
Ar North Platte (C.T.)	9.44 “	1.48 “	2.05 “	2.30 “
Ar Kearney	3.34 “	3.34 “	3.50 “	4.15 “
“ Grand Island	11.30 MON	4.35 “	4.50 “	5.18 “
“ Fremont	6.55 “	7.05 “	7.05 “	7.33 “
Ar Omaha	1.35 TUE	8.00 TUE	8.05 TUE	8.30 TUE
Lv Omaha	1.45 TUE	8.30 TUE	8.35 TUE	8.55 TUE
Ar Chicago	9.30 TUE	8.42 WED	8.45 WED	8.45 TUE
Lv Omaha	8.30 TUE	8.30 TUE	8.30 TUE	8.30 TUE
Ar St. Louis	8.08 WED	8.08 WED	8.08 WED	8.08 WED

Footnotes for Page 13

- ★ Regularly assigned through cars air-conditioned.
- (a) Pre-cooled but not air-conditioned between Pocatello and West Yellowstone.
- Makes 5 round trips each month. See page 6 for sailing dates and schedules.
- Through sleeping cars daily during Yellowstone Season June 20 to Sept. 13.
- Connecting sleeping car service daily during Yellowstone Season June 20 to Sept. 13.
- Runs via Borie cut-off; not via Cheyenne. (f) Stops only on signal.
- (C.T.) Central time (M.T.) Mountain time. (P.T.) Pacific time.
- Time between 12.01 midnight and 12.00 noon shown in light face type.
- Time from 12.01 noon to 12.00 midnight shown in heavy face type.

Equipment for Page 13

★ NO. 2—STREAMLINER, CITY OF PORTLAND

Leave Portland 1st, 7th, 13th, 19th and 25th of each month. Arrive Chicago via C. & N. W. Ry.

Berths in this train are slightly less than standard width and should not be sold for two adults without explanation.

- Diner-Lounge (Radio).....Serving all meals; see page 60 for sample menus.
- Standard Sleeping Cars....Portland to Chicago—8 Sections, 1 Compartment, 1 Bedroom (2 cars).
- Portland to Chicago—10 Sections, 1 Compartment, 1 Bedroom.
- Coach-Buffer.....Portland to Chicago (54 reclining seats). Buffet meal service to coach passengers at reasonable prices.

★ NO. 18—PORTLAND ROSE—DAILY

Cars to Chicago run via C. & N. W. east of Omaha.

- Club Observation Car.....Portland to Chicago; (barber, valet, buffet, soda-fountain; radio.)
- Standard Sleeping Cars....Portland to Chicago—8 Sections, Compts., D. R.
- Portland to Chicago—12 Sections, Drawing-room.
- Portland to Denver—12 Sections, Drawing-room, (No. 38 east of Green River).
- (a) Portland to West Yellowstone—12 Sections, D. R. (*Requires Car to Car change at Pocatello.*)
- West Yellowstone to Chicago—10 Sections, Compartments, Drawing-room (No. 36-30 to Pocatello). (*Only during Yellowstone season June 20 to Sept. 13.*)
- Dining Car.....Serving all meals; see page 60 for sample menus.

★ NO. 18-818—PORTLAND ROSE—CHALLENGER—DAILY

Porter Service without charge. Free pillows day or night. Free drinking cups. Cars to Chicago run in 18 to Green River; 818 to Chicago, C. & N. W. east of Omaha.

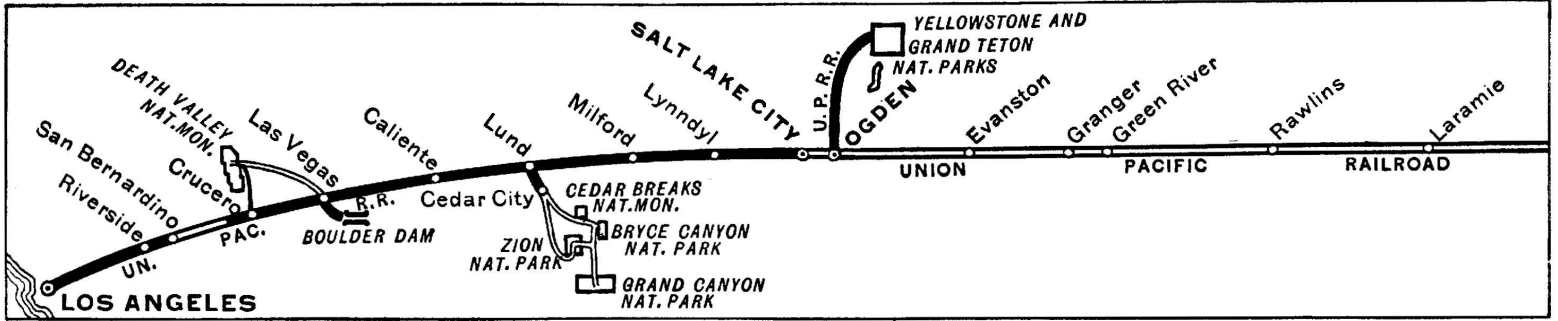
- Challenger Sleeping Cars..Portland to Chicago—16 Sections.
- Seattle to Chicago—16 Sections. (*Passengers make car to car change prior to arrival at Pocatello.*)
- Reclining Seat Coaches....Portland to Chicago.
- Dining Car.....Serving all meals. See page 60 for sample menus of low cost meals: breakfast 25 cents; luncheon 30 cents; dinner 35 cents.

★ NO. 14—PACIFIC LIMITED—DAILY

Cars to Chicago run via C. & N. W. east of Omaha.

- Diner-Lounge Car.....Portland to Green River; see page 60 for sample menus.
- Club Observation Cars....Green River to Chicago (soda fountain, beverages; radio).
- Standard Sleeping Car....Portland to Chicago service—12 Sections, D. R. (*Requires car to car change at Green River.*)
- Tourist Sleeping Car.....Portland to Chicago—16 Sections.
- Coaches.....Portland to Green River; Green River to Chicago.
- Dining Car.....Serving all meals, except between Portland and Green River where Diner-Lounge car service is available; see page 60 for sample menus.

Extra luggage—up to 150 pounds—can be checked free, out of your way, in the baggage car.



ST. LOUIS and KANSAS CITY to LOS ANGELES via Denver

Table D

All Trains Daily. For complete schedules see tables 17, 18 and 3

Denver-Los Angeles Limited 23-37-7

Pacific Limited 21

Trains	Denver-Los Angeles Limited 23-37-7	Days	Pacific Limited 21	Days
Lv St. Louis Wabash (C. T.)	4.05	SUN	1.28	SUN
Ar Kansas City	9.30	"	6.53	"
Union Pacific				
Lv Kansas City	11.50	SUN	7.30	SUN
" Lawrence	12.45	MON	8.15	"
" Topeka	1.20	"	8.48	"
" Manhattan	2.35	"	9.43	"
" Salina (C.T.)	4.50	"	11.20	SUN
" Ellis (M.T.)	7.07	"	12.50	MON
" Oakley	8.54	"	2.19	"
Ar Denver	3.10	"	8.00	"
Lv Denver	5.45	"	8.25	"
" La Salle	6.34	"	9.27	"
Ar Cheyenne	Runs via	"	11.20	"
Lv Cheyenne	Borie Cutoff	"	11.40	"
" Laramie	9.20	MON	1.19	"
" Rawlins	11.47	"	4.02	"
" Green River	2.35	TUE	7.10	"
" Evanston	4.40	"	9.35	"
Ar Ogden	6.30	"	11.50	MON
Lv Ogden	6.45	"	12.20	TUE
Ar Salt Lake City	7.35	"	1.10	"
Lv Salt Lake City	10.00	"	1.35	"
Ar Milford	3.35	"	6.40	"
Ar Lund	f 4.33	"	f 7.40	"
Ar Cedar City	○ 5.55	"	○ 9.00	"
Lv Cedar City	○ 3.00	"	○ 10.30	MON
Lv Lund	f 4.33	"	f 7.40	TUE
Ar Caliente (M.T.)	6.50	"	9.40	"
" Las Vegas (P.T.)	9.15	TUE	12.05	"
" San Bernardino	5.35	WED	7.15	"
" Riverside	6.13	"	7.50	"
" East Los Angeles	7.55	"	9.20	"
Ar Los Angeles	8.30	"	9.45	"
Ar Pasadena	▲ 8.50	"	▲ 10.00	"
Ar Anaheim	▲ 9.15	"	▲ 10.20	"
Ar Long Beach	▲ 8.57	"	▲ 10.10	"
Ar San Pedro	▲ 9.35	WED	▲ 10.45	TUE

Equipment for Page 14

★ NO. 23-37-7—DENVER—LOS ANGELES LIMITED—DAILY

St. Louis to Kansas City is via Wabash.

- Club Observation Car... Kansas City to Los Angeles.
- Standard Sleeping Cars... St. Louis and Kansas City to Los Angeles—12 Sections, D. R. (Passengers make car to car change after leaving Denver.)
- Denver to Los Angeles—10 Sections, Compartment, Drawing-room.
- Challenger Sleeping Car... Kansas City to Los Angeles—16 Sections. (Passengers make car to car change after leaving Denver. See note A.)
- Coaches... St. Louis and Kansas City to Denver.
- Chair Cars... Denver to Salt Lake City and Los Angeles. (See Note A)
- Dining Car... Serving all meals; see page 60 for sample menus.

★ NO. 21—PACIFIC LIMITED—DAILY

St. Louis to Kansas City is via Wabash.

- Club Observation Cars... Kansas City to Los Angeles. (soda fountain, beverages; radio).
- Standard Sleeping Cars... St. Louis to Ogden (for San Francisco)—10 Sections, Compartments, Drawing-room.
- Kansas City to Los Angeles—12 Secs., Compt., D. R.
- Salt Lake City to Las Vegas—12 Sections, Drawing-room. (Open 9:30 p. m.)
- Tourist Sleeping Cars... Kansas City to Los Angeles—16 Sections. (Passengers make car to car change at Cheyenne.)
- Coaches... St. Louis to Kansas City.
- Kansas City to Los Angeles.
- Dining Car... Serving all meals; see page 60 for sample menus.

Footnotes for Page 14

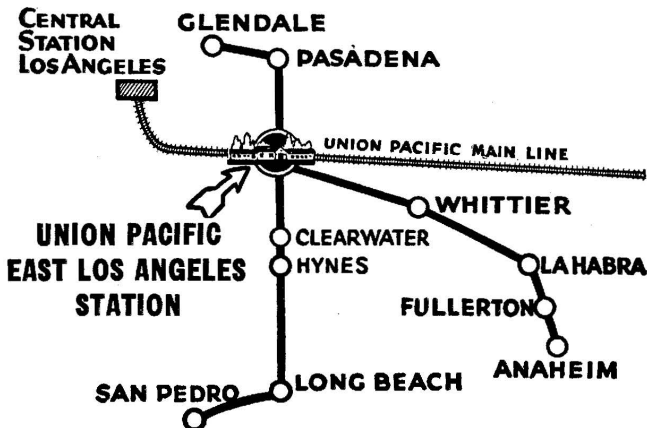
- ★ Regularly assigned through cars air-conditioned.
- Motor Bus service between Lund and Cedar City.
- ▲ Motor Bus connections with main line trains at East Los Angeles.
- (f) Stops only on signal.

Note A: Car operates from Salt Lake City to Los Angeles in No. 717.

(C.T.) Central time. (M.T.) Mountain time. (P.T.) Pacific time.

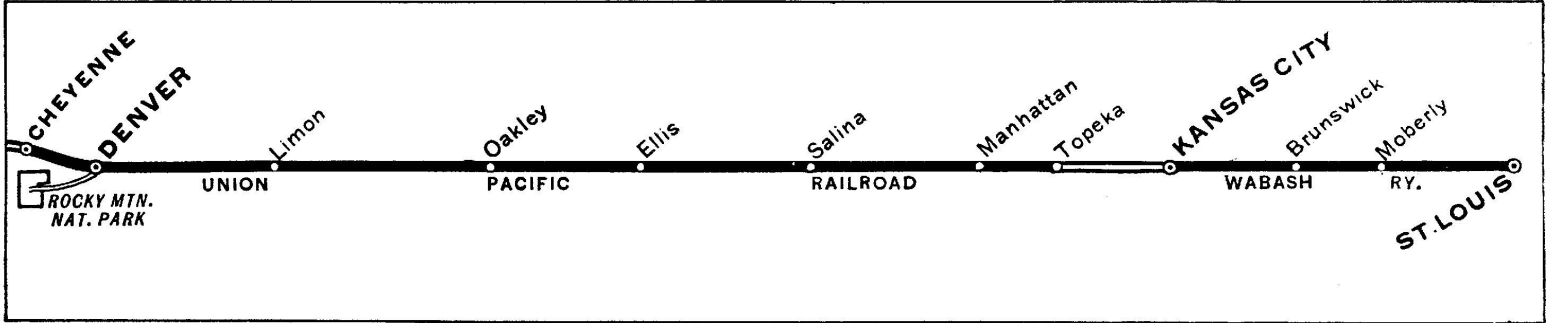
Time between 12.01 midnight and 12.00 noon shown in light face type.

Time from 12.01 noon to 12.00 midnight shown in heavy face type.



Union Pacific Motor Coach Service TO AND FROM EAST LOS ANGELES, CALIF.

- The Union Pacific maintains a passenger station at East Los Angeles, from which it operates luxurious motor coaches direct to Glendale, Pasadena, San Pedro, Long Beach, Anaheim, Fullerton, La Habra, Whittier and intermediate points.
- Passengers for those places may leave train at East Los Angeles where waiting motor coaches will take them direct to destination without extra charge. Baggage too, can be checked through to to any of those places. These motor coaches also deliver east-bound passengers to the East Los Angeles station. See Tables 99, 100, and 101 for local schedules of all motor coaches.



LOS ANGELES to KANSAS CITY and ST. LOUIS via Denver

Table No. D		Los Angeles-Denver Limited 8-38-22		Pacific Limited 14-24	
All Trains Daily. For complete schedules see tables 3, 17 and 18					
(Pacific Time)					
Lv San Pedro	▲ 6.25	SUN	▲ 6.25	SUN	
" Long Beach	▲ 7.10	"	▲ 7.05	"	
" Anaheim	▲ 7.00	"	▲ 7.00	"	
" Pasadena	▲ 7.30	"	▲ 7.25	"	
Lv Los Angeles	8.00	"	8.00	"	
" East Los Angeles	8.24	"	8.25	"	
" Riverside	9.55	"	9.50	"	
" San Bernardino	10.25	SUN	10.20	"	
" Las Vegas (P.T.)	5.35	MON	5.35	"	
Lv Caliente (M.T.)	10.10	"	10.00	SUN	
Ar Lund	f 12.25	"	12.15	MON	
Ar Cedar City	○ 1.50	"	○ 9.00	MON	
Lv Cedar City	○ 11.00	"	○ 10.30	SUN	
Lv Lund	f 12.25	"	12.15	MON	
" Milford	1.16	"	1.03	"	
Ar Salt Lake City	6.00	"	6.25	"	
Lv Salt Lake City	7.30	"	6.45	"	
Ar Ogden	8.20	"	7.35	"	
Lv Ogden	8.35	"	8.35	"	
Ar Evanston	10.27	MON	10.30	"	
" Green River	12.35	TUE	12.47	"	
" Rawlins	3.37	"	3.58	"	
" Laramie	6.20	"	7.03	"	
Ar Cheyenne	Runs via Borie Cutoff		8.50	"	
Lv Cheyenne	9.27	"	9.10	"	
" La Salle	10.30	"	10.31	"	
Ar Denver	10.30	"	11.35	"	
Lv Denver	4.30	"	11.59	MON	
Ar Oakley	9.49	"	5.22	TUE	
Ar Ellis (M.T.)	11.15	TUE	7.07	"	
Lv Salina (C.T.)	2.55	WED	11.05	"	
" Manhattan	4.35	"	1.05	"	
" Topeka	5.40	"	2.15	"	
" Lawrence	6.16	"	2.45	"	
Ar Kansas City	7.15	WED	3.45	TUE	
Lv Kansas City Wabash	8.30	WED	4.25	TUE	
Ar St. Louis (C.T.)	2.00	WED	9.55	TUE	

Equipment for Page 15

★ **NO. 8-38-22—LOS ANGELES—DENVER LIMITED—DAILY**

Club Observation Car.... Los Angeles to Kansas City.
 Standard Sleeping Cars... Los Angeles to Kansas City and St. Louis—10 Sections, Compt., Drawing-room. (Passengers make car to car change prior to arrival at Denver).
 Salt Lake City to Denver—12 Sections, Drawing-room.
 Challenger Sleeping Car... Los Angeles to Kansas City—14 Sections. (Passengers make car to car change prior to arrival at Denver. See Note A).
 Chair Cars..... Los Angeles to Denver. (See note A.)
 Coaches..... Denver to Kansas City and St. Louis.
 Dining Car..... Serving all meals; see page 60 for sample menus.

★ **NO. 14-24—PACIFIC LIMITED—DAILY**

Club Observation Car.... Los Angeles to Kansas City (soda fountain, beverages; radio).
 Standard Sleeping Car.... Los Angeles to Kansas City—12 Sec., Compt., D. R. Denver to Kansas City—12 Sections, Drawing-room (Open 9:30 p. m.)
 Las Vegas to Salt Lake City—12 Sections, Drawing-room. (May be occupied till 7:30 a. m.)
 Tourist Sleeping Car..... Los Angeles to Kansas City—16 Sections. (Require car to car change at Ogden).
 Coaches..... Los Angeles to Kansas City.
 Dining Car..... Serving all meals; see page 60 for sample menus.

Footnotes for Page 15

★ Regularly assigned through cars air-conditioned.
 Note A: Car operates from Los Angeles to Salt Lake City in No. 818.
 ▲ Motor Bus connections with main line trains at East Los Angeles.
 (f) Stops only on signal. ○ Motor Bus between Lund and Cedar City.
 (C.T.) Central time. (M.T.) Mountain time. (P.T.) Pacific time.
 Time between 12.01 midnight and 12.00 noon shown in light face type.
 Time from 12.01 noon to 12.00 midnight shown in heavy face type.


The World's Greatest Wonderland of Color

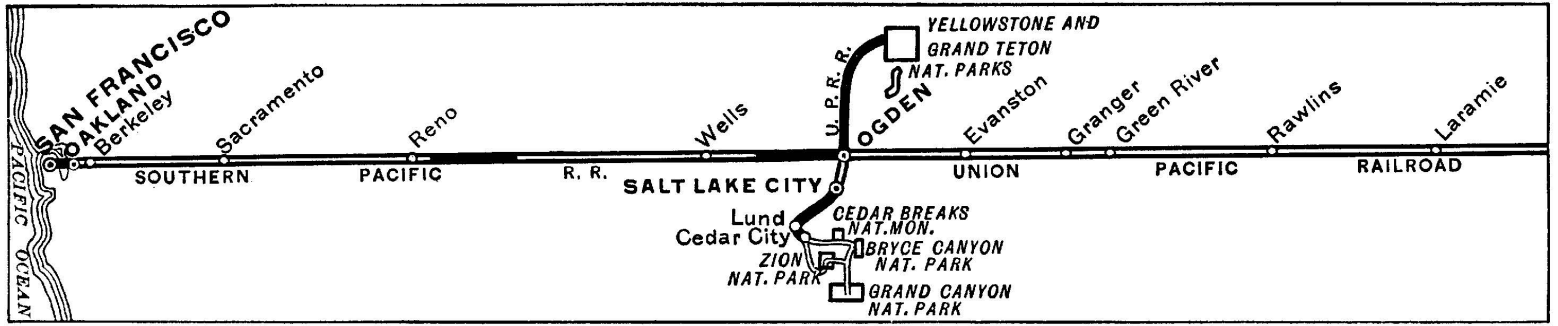
Zion National Park, Utah.
 Bryce Canyon National Park, Utah.
 Cedar Breaks National Monument, Utah.
 Kaibab National Forest, Arizona.
 Grand Canyon National Park (North Rim), Arizona.

From Cedar City, Utah, an over-night rail trip south from Salt Lake City, see all these wonderlands in one supreme 6-day all-expense motor bus tour.

Ask any Union Pacific agent or representative for information and a book on this region.

Horseback Trail, Bryce Canyon National Park, Utah (shown at right)





ST. LOUIS and KANSAS CITY to SAN FRANCISCO via Denver

Table E		San Francisco Overland-Denver Ltd. 23-37-27	Pacific Limited 21
Wabash			
Lv St. Louis (C.T.)	4.05	SUN	1.28
Ar Kansas City	9.30	"	6.53
Union Pacific			
Lv Kansas City	11.50	SUN	7.30
" Lawrence	12.45	MON	8.15
" Topeka	1.20	"	8.48
" Manhattan	2.35	"	9.43
" Junction City	3.20	"	10.20
" Salina (C.T.)	4.50	"	11.20
" Ellis (M.T.)	7.07	"	12.50
" Oakley	8.54	"	2.19
Ar Denver	3.10	"	8.00
Lv Denver	5.45	"	8.25
" La Salle	6.34	"	9.27
" Greeley	6.43	"	9.41
Ar Cheyenne	Runs via		11.20
Lv Cheyenne	Borie Cutoff		11.40
" Laramie			1.19
" Rawlins			4.02
" Rock Springs			6.29
" Green River			7.10
" Evanston			9.35
Ar Ogden (M.T.)			11.50
Lv Salt Lake City	8.15	TUE	11.20
Southern Pacific			
Lv Ogden (P.T.)	9.00	TUE	11.35
Ar Reno	10.05	"	1.00
" Truckee	11.25	TUE	2.05
" Sacramento	5.05	WED	6.35
" Berkeley	7.33	"	8.34
" Oakland (16th St.)	7.45	"	8.47
" Oakland Pier	7.55	"	8.55
Ar San Francisco (P.T.)	8.32	WED	9.32


Equipment for Page 16

★ NO. 23-37-27—DENVER—SAN FRAN. OVERLAND LIMITED—DAILY
St. Louis to Kansas City is via Wabash.
Tourist Sleeping Cars and Coaches run in S. P. 9-87 west of Ogden.
All other cars run in S. P. 27.
 Club Observation Car.....Kansas City to San Francisco.
 Standard Sleeping Cars...St. Louis to San Francisco—12 Sections, Drawing-room (Wabash 9 to Kansas City).
 Tourist Sleeping Car.....Kansas City to Denver—12 Sections, Drawing-room. Kansas City to San Francisco—16 Sections (S. P. 9-87 west of Ogden).
 Chair Car.....St. Louis to Denver (Wabash 9 to Kansas City).
 Coaches.....Kansas City to Denver and San Francisco (S. P. 9-87 west of Ogden).
 Dining Car.....Serving all meals; see page 60 for sample menus.

★ NO. 21—PACIFIC LIMITED—DAILY
St. Louis to Kansas City is via Wabash.
Cars to San Francisco run via S. P. west of Ogden.
 Club Observation Car.....Kansas City to Ogden; (soda fountain, beverages; radio).
 Observation Sleeping Car...Salt Lake City to San Francisco—10 Sections (No. 41 to Ogden).
 Standard Sleeping Car....St. Louis to San Francisco—10 Sections, Compartments, Drawing-room.
 Tourist Sleeping Car.....Kansas City to San Francisco—16 Sects. (Requires Car to Car change prior to arrival at Green River).
 Coaches.....Kansas City to Cheyenne; Cheyenne to San Francisco.
 Dining Car.....Serving all meals; see page 60 for sample menus.

Footnotes for Page 16

★ Regularly assigned through cars air-conditioned.
 ☐ S. P. 27 carries only standard Pullmans. Coach and tourist Pullmans leave Ogden on S. P. 9-87 at 8.35 a.m. See Table B.
 (A) Conditional stop: see table 1.
 (C.T.) Central Time. (M.T.) Mountain time. (P.T.) Pacific time.
 Time between 12.01 midnight and 12.00 noon shown in light face type.
 Time from 12.01 noon to 12.00 midnight shown in heavy face type.



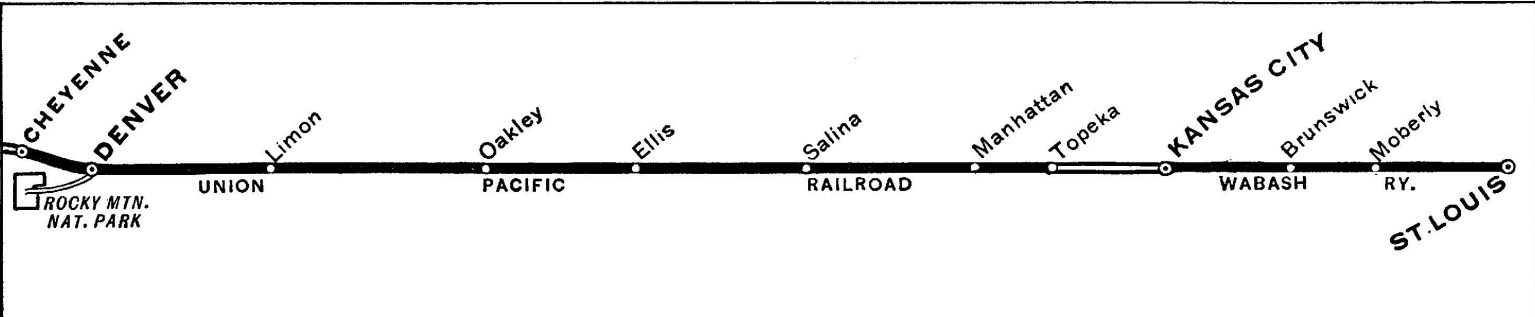
BATHING BEACH, YELLOWSTONE LAKE, YELLOWSTONE NATIONAL PARK, WYOMING

Magic Yellowstone

Land of Geysers, Hot Springs, Water Falls, Mile-high Lakes and friendly Wild Animals; the place everyone hopes some day to see.

It is near to you this summer via Union Pacific Railroad. Visit romantic Salt Lake City enroute.

Ask any Union Pacific agent or representative for information about fares and costs, and an illustrated book on Yellowstone Park.



SAN FRANCISCO to KANSAS CITY and ST. LOUIS via Denver

Table E All Trains Daily. For complete schedules see tables 4, 17 and 18		San Francisco Overland-Denver Ltd. 28-38-22	Pacific Limited 14-24
Southern Pacific			
Lv San Francisco (P.T.)	8:20	SUN	8:20
" Oakland Pier	8:55	"	8:47
" Oakland (16th St.)	9:06	"	8:54
" Berkeley	9:17	"	9:03
" Sacramento	11:35	SUN	11:10
" Truckee	4:10	MON	3:53
" Reno	5:20	"	5:05
Ar Ogden (P.T.)	6:10	"	6:55
Union Pacific			
Ar Salt Lake City	8:40	MON	9:40
Lv Ogden (M.T.)	8:35	MON	8:35
Ar Evanston	10:27	MON	10:30
" Green River	12:35	TUE	12:47
" Rock Springs	1:18	"	1:25
" Rawlins	3:37	"	3:58
" Laramie	6:20	"	7:03
Ar Cheyenne	Runs Via		8:50
Lv Cheyenne	Borie Cutoff		9:10
Ar Greeley	9:07	TUE	10:19
" La Salle	9:27	"	10:31
Ar Denver	10:30	"	11:35
Lv Denver	4:30	"	11:59
Ar Oakley	9:49	"	5:22
" Ellis (M.T.)	11:15	TUE	7:07
" Salina (C.T.)	2:55	WED	11:05
" Junction City	4:05	"	12:30
" Manhattan	4:35	"	1:05
" Topeka	5:40	"	2:15
" Lawrence	6:16	"	2:45
Ar Kansas City	7:15	WED	3:45
Wabash			
Lv Kansas City	8:30	WED	4:25
Ar St. Louis (C.T.)	2:00	WED	9:55

Equipment for Page 17

★ **NO. 28-38-22—SAN FRAN. OVERLAND—DENVER LIMITED—DAILY**
Tourist Sleeping Cars and Coaches run in S. P. 88-30 to Ogden; all other cars run in S. P. 28. Cars from San Francisco run via S. P. to Ogden. Kansas City to St. Louis is via Wabash.

Club Observation Car... San Francisco to Kansas City.
 Standard Sleeping Cars... San Francisco to St. Louis—10 Sections, Compartments, Drawing-room. (Wabash 2 to St. Louis).
 Denver to Kansas City—12 Sections, Drawing-room.

☐ **Tourist Sleeping Car**... San Francisco to Ogden; Ogden to Kansas City—16 Sections. (Passengers make car to car change prior to arrival Denver).

☐ **Coaches**... San Francisco to Ogden (No. 88-30 to Ogden); Ogden to Denver; Denver to Kansas City and St. Louis.

Dining Car... Serving all meals; see page 60 for sample menus.

★ **NO. 14-24—PACIFIC LIMITED—DAILY**
Cars from San Francisco run via S. P. to Ogden. Kansas City to St. Louis is via Wabash.

Observation Sleeping Car... San Francisco to Salt Lake City—10 Sections (No. 717 south of Ogden).
 Club Observation Car... Ogden to Kansas City (No. 24 east of Cheyenne); (soda fountain, beverages; radio).
 Standard Sleeping Cars... San Francisco to Cheyenne (for Chicago)—12 Secs. D. R. Ogden to Kansas City (from Los Angeles)—12 Sec., Compt., D. R. Denver to Kansas City—12 Sections, Drawing-room (Open 9:30 p.m.).
 Tourist Sleeping Car... San Francisco to Kansas City—16 Sections.
 Coaches... San Francisco to Kansas City.
Dining Car... Serving all meals; see page 60 for sample menus.

Footnotes for Page 17

★ Regularly assigned through cars air-conditioned.

☐ S. P. 28 carries only standard Pullmans, Coaches and tourist Pullmans leave San Francisco on S. P. 88-30 at 8.00 p.m. See table B.

(C.T.) Central time. (M.T.) Mountain time (P.T.) Pacific time.
 Time between 12.01 midnight and 12.00 noon shown in light face type.
Time from 12.01 noon to 12.00 midnight shown in heavy face type.

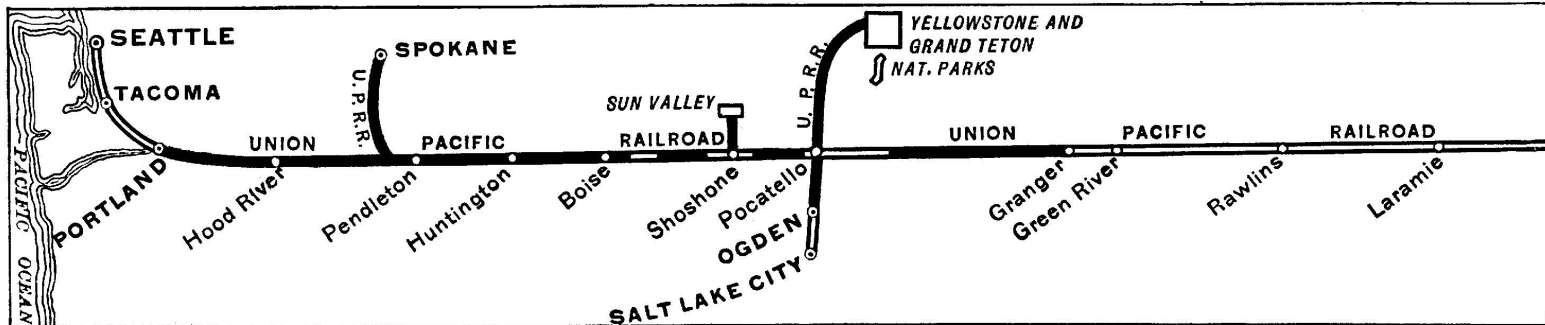
Colossal Boulder Dam

Only 29 Miles by Highway from Las Vegas, Nevada, on the Union Pacific.

- It may be seen with ease and comfort and at only slight cost enroute to or from California. Low cost, all-expense motor bus side-trip tours from Las Vegas are operated by Union Pacific to and across the Dam and to Lake Mead, the huge reservoir above it. Total cost per person, including necessary meals and lodging, ranges from \$4.15 to \$9.30, according to tour selected. When rail ticket contains free side-trip coupon to Boulder City and return the cost is \$1.20 less.
- Ask any Union Pacific agent or representative for information and a Boulder Dam tour leaflet.



UNION PACIFIC RAILROAD



ST. LOUIS and KANSAS CITY to PORTLAND and SEATTLE via Denver

Table F All Trains Daily—For complete schedules see tables 17, 18 and 6		Denver Limited—Portland Rose 23-37-17	Pacific Limited 21
Wabash			
Lv St. Louis (C.T.)	4.05	SUN	1.28
Ar Kansas City	9.30	SUN	6.53
Union Pacific			
Lv Kansas City	11.50	SUN	7.30
" Lawrence	12.45	MON	8.15
" Topeka	1.20	"	8.48
" Manhattan	2.35	"	9.43
" Salina (C.T.)	4.50	"	11.20
" Ellis (M.T.)	7.07	"	12.50
" Oakley	8.54	"	2.19
Ar Denver	3.10	"	8.00
Lv Denver	5.45	"	8.25
" La Salle	6.34	"	9.27
" Cheyenne	Via Borie	"	11.40
" Laramie	9.20	MON	1.19
" Rawlins	11.47	MON	4.02
" Green River	3.45	TUE	7.45
" Kemmerer	5.35	"	9.35
Ar Pocatello	9.25	"	2.00
Ar W. Yellowstone	2.45	TUE	7.30
Lv W. Yellowstone	7.15	MON	7.15
Lv Pocatello	9.55	TUE	2.25
Ar Minidoka	11.25	"	3.45
" Shoshone	12.25	"	5.03
" Boise	3.45	"	8.13
Ar Huntington (M.T.)	7.00	"	11.30
Lv Huntington (P.T.)	6.10	"	10.40
Ar Baker	7.35	"	12.06
" Pendleton	11.56	TUE	4.00
" The Dalles	5.05	WED	7.10
" Hood River	5.40	"	7.43
Ar Portland	7.35	"	9.40
Lv Portland	8.35	WED	11.30
Ar Tacoma	1.04	"	5.05
Ar Seattle (P.T.)	2.20	WED	6.45

Equipment for Page 18

★ NO. 23-37-17—DENVER LIMITED—PORTLAND ROSE—DAILY

St. Louis to Kansas City is via Wabash.
 Club Observation Car... Kansas City to Portland. (soda fountain, beverages; radio).
 Standard Sleeping Cars... St. Louis and Kansas City to Portland—12 Sections, Drawing-room (Wabash 9 to Kansas City). (Passengers make car to car change after leaving Denver).
 Kansas City to Denver—12 Sections, Drawing-room. Denver to Portland—12 Sections, Drawing-room. (Passengers for West Yellowstone can make car to car change prior to arrival Pocatello).
 Tourist Sleeping Cars... Kansas City to Green River (for San Francisco)—16 Sections.
 Green River to Portland—16 Sections (from Chicago to Green River in No. 717) (Through passengers for Pacific Northwest points may change at Laramie).
 Chair Car... St. Louis to Denver (Wabash 9 to Kansas City).
 Coaches... Kansas City to Portland
 Dining Car... Serving all meals; see page 60 for sample menus.

★ NO. 21—PACIFIC LIMITED—DAILY

Cars from St. Louis to Kansas City are via Wabash.
 Club Observation Car... Kansas City to Green River. (soda fountain, beverages; radio).
 Diner-Lounge Car... Green River to Portland.
 Standard Sleeping Cars... St. Louis to Green River—10 Sections, Compartments, Drawing-room (for San Francisco).
 Kansas City to Portland—12 Sections, Drawing-room.
 Tourist Sleeping Car... Kansas City to Portland and Seattle—16 Sections. (No. 401 Portland to Seattle).
 Coaches... Kansas City to Green River; Green River to Portland.
 Dining Car... Serving all meals, see page 60 for sample menus.

Footnotes for Page 18

- ★ Regularly assigned through cars air-conditioned.
- Connecting sleeping car service daily during Yellowstone season, June 20 to Sept. 13. (C.T.) Central time. (M.T.) Mountain time. (P.T.) Pacific time. Time between 12.01 midnight and 12.00 noon shown in light face type. Time from 12.01 noon to 12.00 midnight shown in heavy face type.



On the Trail in Rainier National Park, Washington.

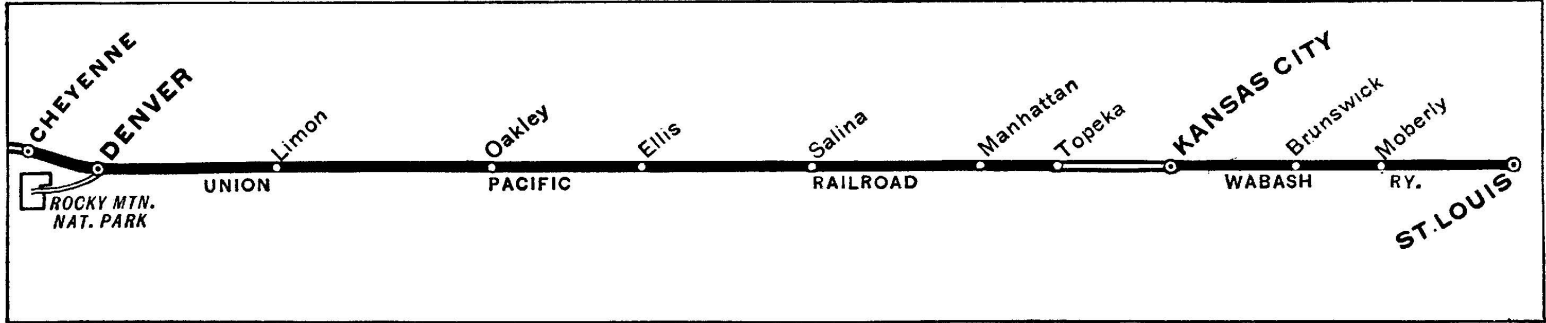
See Mount Rainier . . .

Where Glaciers and Wild Flowers Meet

Rainier National Park, easily visited from Portland, Oregon, Tacoma, Seattle or Yakima, Washington, encloses Mount Rainier, "The Mountain" of Indian Legend, supreme among the ice-covered giants of the Pacific Northwest.

Your 1937 trip to Portland and other Pacific Northwest cities should include a side-trip to famous Rainier National Park.

Ask any Union Pacific representative for information and a book on the Pacific Northwest.



SEATTLE and PORTLAND to KANSAS CITY and ST. LOUIS via Denver

Table F

All Trains Daily—For complete schedules see tables 6, 17 and 18

	Portland Rose—Denver Limited 18-38-22	Pacific Limited 14-24		
Union Pacific				
Lv Seattle (P.T.)	4.20 SUN	11.30 SAT		
" Tacoma	5.30 "	1.00 SUN		
Ar Portland	9.20 SUN	6.30 SUN		
Pacific				
Lv Portland	9.35 SUN	8.00 SUN		
" Hood River	11.20 SUN	9.41 "		
" The Dalles	12.01 MON	10.30 "		
" Pendleton	3.30 "	1.55 "		
" Baker	7.15 "	5.50 "		
Ar Huntington (P.T.)	8.45 "	7.25 "		
Lv Huntington (M.T.)	9.55 "	8.35 "		
" Boise	12.43 "	11.20 SUN		
" Shoshone	3.55 "	2.35 MON		
" Minidoka	4.57 "	3.45 "		
Ar Pocatello	6.15 MON	5.10 MON		
Wabash				
Ar W. Yellowstone	7.30 TUE	2.45 "		
Lv W. Yellowstone	1.00 MON	7.15 SUN		
Via Borlie				
Lv Pocatello	6.40 "	5.30 MON		
" Kemmerer	10.48 MON	10.13 "		
Ar Green River	12.25 TUE	12.30 "		
" Rawlins	3.37 "	3.58 "		
" Laramie	6.20 "	7.05 "		
" Cheyenne	9.27 TUE	8.50 "		
Ar La Salle	10.30 "	10.31 "		
Ar Denver	4.30 "	11.35 "		
Lv Denver	9.49 "	11.59 MON		
Ar Oakley	11.15 TUE	5.22 TUE		
" Ellis (M.T.)	2.55 WED	7.07 "		
" Salina (C.T.)	4.35 "	11.05 "		
" Manhattan	5.40 "	1.05 "		
" Topeka	6.16 "	2.15 "		
" Lawrence	7.15 WED	2.45 "		
Ar Kansas City		3.45 TUE		
Wabash				
Lv Kansas City	8.30 WED	4.25 TUE		
Ar St. Louis (C.T.)	2.00 WED	9.55 TUE		

Equipment for Page 19

★ **NO. 18-38-22—PORTLAND ROSE—DENVER LIMITED—DAILY**

Kansas City to St. Louis is via Wabash.

- Club Observation Car....Portland to Kansas City. (Soda fountain, beverages; radio).
- Standard Sleeping Cars....Portland to Denver—12 Sections, Drawing-room. (No. 38 east of Green River). (Passengers for points beyond Denver make car to car change prior to arrival at Denver).
- Green River to St. Louis—10 Sections, Compartments, Drawing-room (from San Francisco).
- Tourist Sleeping Car.....Seattle and Portland to Kansas City—16 Sections (car operates in No. 458 Seattle to Portland).
- Coaches.....Seattle and Portland to Kansas City and St. Louis.
- Dining Car.....Serving all meals; see page 60 for sample menus.

★ **NO. 14-24—PACIFIC LIMITED—DAILY**

Kansas City to St. Louis is via Wabash.

- Diner-Lounge.....Portland to Green River.
- Club Observation Car....Green River to Kansas City (soda fountain, beverages; radio).
- Standard Sleeping Cars...Portland to Denver—12 Sections, Drawing-room. (Passengers for Kansas City will be transferred to a Los Angeles-Kansas City car prior to arrival at Denver. Denver to Kansas City—12 Sections, Drawing-room (Open 9:30 p. m.).
- Tourist Sleeping Cars....Portland to Kansas City—16 Sections. (Passengers make car to car change at Green River.)
- Coaches.....Portland to Green River; Green River to Kansas City.
- Dining Car.....Serving all meals. See page 60 for sample menus.

Footnotes for Page 19

- ★ Regularly assigned through cars air-conditioned.
- Connecting sleeping car service daily during Yellowstone season, June 20 to Sept. 13. (C.T.) Central time. (M.T.) Mountain time. (P.T.) Pacific time. Time between 12.01 midnight and 12.00 noon shown in light face type. **Time from 12.01 noon to 12.00 midnight shown in heavy face type.**


BONNEVILLE DAM

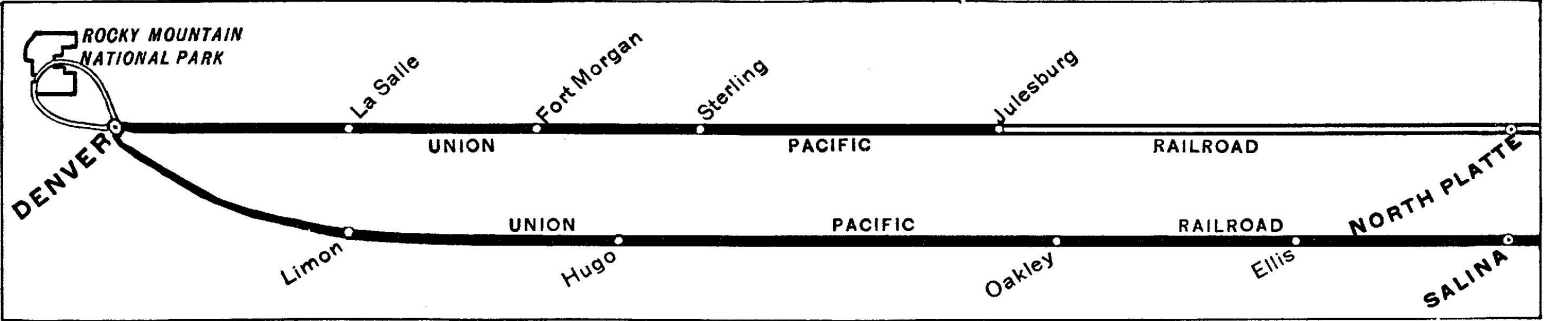
● The giant Bonneville project for navigation and hydroelectric development is but a short distance from Portland, Ore.—42 miles. It is located just at the head of tide water on the Columbia River. With a moderate amount of work on the channel between the mouth of the Willamette River and Bonneville, vessels in the deep sea trade of the world will be able to proceed not only to the Dam, but on through its lock to The Dalles. Construction work is in full progress.

● Splendid car window views of the work on this great Dam may be had by passengers to and from Portland on trains of the

UNION PACIFIC

Bonneville Dam, Columbia River, Oregon (shown at right)





CHICAGO and OMAHA to DENVER

Table G All Trains Daily—For complete schedules see table 5		Streamliner City of Denver 111	The Columbine 15	Mountain Bluebird 21-11
C. & N. W.				
Lv Chicago		6.20 SUN	11.45 SAT	10.30 SUN
Ar Omaha		2.01 MON	4.05 SUN	10.30 SUN
Union Pacific				
Lv Omaha		2.10 MON	4.25 SUN	11.00 SUN
" Fremont			5.25 " f	11.43 SUN
" Columbus			6.35 "	12.34 MON
" Grand Island		4.11 MON	8.30 "	1.55 "
" Kearney		4.45 "	9.45 SUN	2.50 "
Ar North Platte (C.T.)		6.02 "	12.30 MON	4.45 "
North Platte (M.T.)				
Lv North Platte (M.T.)		5.10 "	11.50 SUN	4.20 "
" Julesburg		6.17 "	1.45 MON	6.40 "
" Sterling		7.12 "	3.10 "	8.03 "
" La Salle		8.31 "	5.35 "	10.20 "
Ar Denver		9.20 MON	7.00 MON	11.44 MON

Equipment for Table G

★ NO. 111—STREAMLINER, CITY OF DENVER—DAILY

Cars from Chicago run via C. & N. W. to Omaha, thence U. P.
Registered Nurse—Stewardess Service without Charge.
All-wave Radio Sets in Diner-lounge, Observation Lounge and Coaches.
Diner-Lounge.....Serving all meals; see page 60 for sample menus.
Observation Sleeping Car... Chicago to Denver—5 Bedrooms, 1 Compartment.
Standard Sleeping Cars... Chicago to Denver—12 Sections (2 cars).
Chicago to Denver—8 Sec., 2 Bedrooms, 1 Compt.
Frontier Shack Car..... Chicago to Denver.
Coaches..... Chicago to Denver—2 Cars, 50 reclining seats each.

★ NO. 15—THE COLUMBINE—DAILY

Cars from Chicago run via C. & N. W. to Omaha, thence U. P.
Club Observation Car... Chicago to Denver (soda fountain, beverages; radio).
Standard Sleeping Car... Chicago to Denver—12 Sect, D. R. (Open 9:30 p.m.).
Omaha to Denver—14 Sections.
Challenger Sleeping Car... Chicago to Denver—14 Sections. (for Los Angeles).
Coaches..... Chicago and Omaha to Denver.
Dining Car.....Serving all meals; see page 60 for sample menus.

★ NO. 21-11—MOUNTAIN BLUEBIRD—DAILY

Cars from Chicago run via C. & N. W. to Omaha, thence U. P.
Club Observation Car... Chicago to Denver (soda fountain, beverages).
Standard Sleeping Car... Chicago to Denver—8 Sections, Compts., D. R.
Omaha to Denver—12 Sec., D. R. (open 9:30 p.m.).
Coaches..... Chicago to Denver.
Dining Car.....Serving all meals; see page 60 for sample menus.

Rocky Mountain National Park

250 Mile Motor Circle Tour

Available June 15 To September 20

Ask any Union Pacific Agent or Representative

ST. LOUIS—KANSAS CITY—DENVER

Denver Limited 23	Pacific Limited 21	Table H All trains daily—For complete schedules, see table 17		Pacific Limited 24	Denver Limited 22
Example	Example			Example	Example
4.05 SUN	1.28 SUN	Lv St. Louis (C.T.)	Ar	9.55 MON	2.00 MON
9.30 "	6.53 "	Ar Kansas City	Lv	4.25 "	8.30 "
11.50 SUN	7.30 SUN	Lv Kansas City	Ar	3.45 MON	7.15 MON
11.56 SUN		Ar Kansas City	Lv	3.32 "	7.01 "
12.45 MON	8.15 "	Lv Lawrence	"	2.45 "	6.16 "
1.20 "	8.48 "	" Topeka	"	2.15 "	5.40 "
1.48 "	"	" St. Mary	"	1.40 "	"
2.35 "	9.43 "	" Manhattan	"	1.05 "	4.35 "
3.20 "	10.20 "	" Junction City	"	12.30 "	4.05 "
4.50 "	11.20 SUN	" Salina	"	11.05 "	2.55 "
8.00 "	1.45 MON	Ar Ellis (C.T.)	Lv	8.30 "	12.25 MON
7.07 "	12.50 MON	Lv Ellis (M.T.)	Ar	7.07 "	11.15 SUN
8.54 "	2.19 "	" Oakley	Lv	5.22 "	9.49 "
12.54 "	6.01 "	" Limon	"	1.45 MON	6.17 "
3.10 MON	8.00 MON	Ar Denver	Lv	11.59 SUN	4.30 SUN

Equipment for Table H

★ NO. 21—PACIFIC LIMITED—DAILY

Club Observation Car... Kansas City to Denver. (soda fount., beverages; radio).
Standard Sleeping Car... St. Louis to Denver—10 Sections, Compartments, D. R.
Kansas City to Denver—12 Sections, Compt., D. R.
Tourist Sleeping Car... Kansas City to Denver—16 Sections.
Chair Cars or Coaches... Kansas City to Denver.
Dining Cars.....Serving all meals; see page 60 for sample menus.

★ NO. 23—DENVER LIMITED—DAILY

Club Observation Car... Kansas City to Denver.
Standard Sleeping Cars... St. Louis to Denver—12 Sec., D.R. (Wab. 9 to Kan. City)
Kansas City to Denver—12 Sections, Drawing Room.
Tourist Sleeping Car... Kansas City to Denver—16 Sections.
Chair Car or Coaches... St. Louis to Denver (Wabash 9 to Kansas City).
Dining Car.....Serving all meals; see page 60 for sample menus.

★ NO. 24—PACIFIC LIMITED—DAILY

Club Observation Car... Denver to Kansas City. (soda fount., beverages; radio).
Standard Sleeping Cars... Denver to Kansas City—12 Sections, Compt., D. R.
Denver to Kansas City—12 Sec., D.R. (open 9:30 p.m.).
Tourist Sleeping Car... Denver to Kansas City—16 Sections (from San Francisco).
Coaches..... Denver to Kansas City.
Dining Car.....Serving all meals; see page 60 for sample menus.

★ NO. 22—DENVER LIMITED—DAILY

Club Observation Car... Denver to Kansas City.
Standard Sleeping Car... Denver to St. Louis—10 Sections, Compartments, D. R., (Wabash 2 Kansas City to St. Louis).
Denver to Kansas City—12 Sections, Drawing Room.
Tourist Sleeping Car... Denver to Kansas City—16 Sections.
Coaches..... Denver to St. Louis (Wabash 2 to St. Louis).
Dining Car.....Serving all meals; see page 60 for sample menus.

Footnotes for Page 20

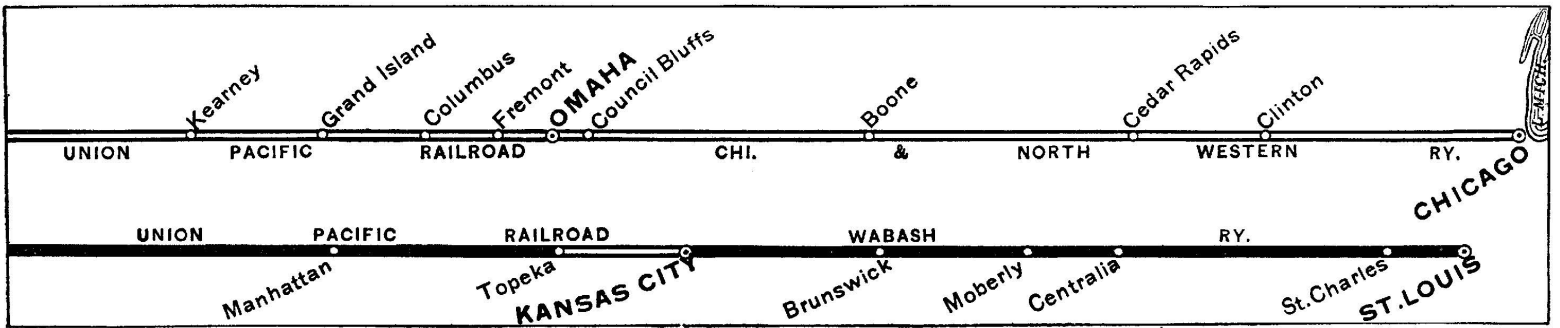
★ Regularly assigned through cars air-conditioned.

☐ Conditional stop: see table 17.

(C.T.) Central time. (M.T.) Mountain time. (P.T.) Pacific time.

Time between 12.01 midnight and 12.00 noon shown in light face type.

Time from 12.01 noon to 12.00 midnight shown in heavy face type.



DENVER to OMAHA and CHICAGO

Table G All Trains Daily. For complete schedules see table 5		Streamliner City of Denver 112	The Columbine 12	Mountain Bluebird 16-22
Union Pacific				
Lv Denver (M.T.)		4.45 SUN	8.00 SUN	11.30 SUN
" La Salle		5.27 "	8.49 "	12.33 MON
" Sterling		6.44 "	10.20 "	3.03 "
" Julesburg		7.30 "	11.45 SUN	4.35 "
Ar North Platte (M.T.)		8.33 "	1.10 MON	6.30 "
C. & N. W.				
Lv North Platte (C.T.)		9.35 "	2.20 "	8.00 "
" Kearney		10.46 "	3.55 "	10.05 "
" Grand Island		11.20 SUN	4.50 "	11.35 "
" Columbus		12.06 MON	6.03 "	1.00 "
" Fremont			6.55 "	2.00 "
Ar Omaha		1.25 MON	7.50 MON	3.10 MON
Lv Omaha		1.35 MON	8.10 MON	7.15 MON
Ar Chicago		9.23 MON	7.50 MON	7.15 TUE

Equipment for Table G

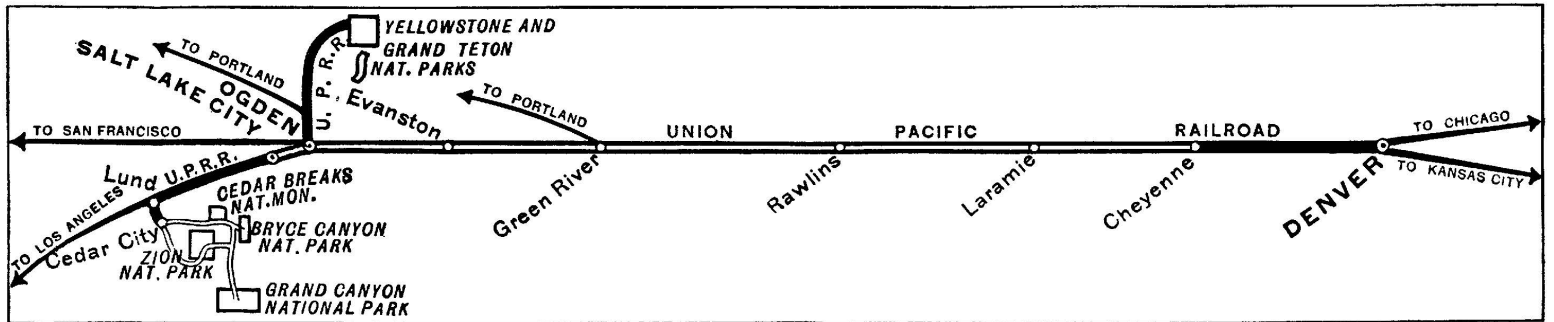
★NO. 112—STREAMLINER, CITY OF DENVER—DAILY
Cars to Chicago run via C. & N. W. east of Omaha.
 Registered Nurse—Stewardess Service without Charge.
 All-wave Radio Sets in Diner-lounge, Observation Lounge and Coaches
 Diner-Lounge..... Serving all meals; see page 60 for sample menus.
 Observation Sleeping Car... Denver to Chicago—5 Bedrooms, 1 Compartment.
 Standard Sleeping Cars.... Denver to Chicago—12 Sections (2 cars).
 Denver to Chicago—8 Sec., 2 Bedrooms, 1 Compt.
 Frontier Shack Car..... Denver to Chicago.
 Coaches..... Denver to Chicago—2 Cars, 50 reclining seats each.

★NO. 12—THE COLUMBINE—DAILY
Cars to Chicago run via C. & N. W. east of Omaha.
 Club Observation Cars.... Denver to Chicago (soda fountain, beverages; radio).
 Standard Sleeping Cars.... Denver to Chicago—8 Sections, Compartments, D. R.
 Denver to Omaha—12 Sections, Drawing-room.
 Challenger Sleeping Car... Denver to Chicago—14 Sections (from Los Angeles).
 Coaches..... Denver to Omaha and to Chicago.
 Dining Car..... Serving all meals; see page 60 for sample menus.

★NO. 16-22—MOUNTAIN BLUEBIRD—DAILY
Cars to Chicago run via C. & N. W. east of Omaha.
 Club Observation Car.... Denver to Chicago (soda fountain; beverages).
 Standard Sleeping Car.... Denver to Chicago—12 Sections, D. R.
 Coaches..... Denver to Chicago.
 Dining Car..... Serving all meals; see page 60 for sample menus.

Footnotes for Page 21

★ Regularly assigned through cars air-conditioned.
 (C.T.) Central time. (M.T.) Mountain time.
 Time between 12.01 midnight and 12.00 noon shown in light face type.
 Time from 12.01 noon to 12.00 midnight shown in heavy face type.



DENVER—SALT LAKE CITY

Pacific Limited 21 Example	Pony Express 37 Example	Table J All trains daily. For complete schedules see tables 18 and 19.		Pony Express 38 Example	Pacific Limited 14-24 Example
8.25 SUN	5.45 SUN	Lv Denver (M.T.)	Ar	10.30 MON	11.35 SUN
9.27 "	6.34 "	" LaSalle	Ar	9.27 "	10.31 "
11.40 "	Via Borie	Lv Cheyenne	Ar	Via Borie	8.50 "
1.19 "	9.20 SUN	" Laramie	Lv	6.40 MON	7.10 "
4.02 "	11.47 "	" Rawlins	"	3.45 "	4.05 "
7.10 "	2.35 MON	" Green River	"	12.55 MON	1.02 "
9.35 "	4.40 "	" Evanston	"	10.34 SUN	10.37 "
11.50 SUN	6.30 "	Ar Ogden	Lv	8.35 "	8.35 "
1.10 MON	7.35 MON	Ar Salt Lake City	Lv	7.30 SUN	6.45 SUN

Equipment for Table J

★NO. 21—PACIFIC LIMITED—DAILY
 Club Observation Car.... Kansas City to Los Angeles (soda fountain, beverages; radio).
 Standard Sleeping Cars.... Denver to San Francisco—10 Sections, Compts., D. R.
 (from St. Louis).
 Kansas City to Los Angeles—12 Secs., Compt., D. R.
 Coaches..... Denver to Salt Lake City.
 Dining Car..... Serving all meals; see page 60 for sample menus.

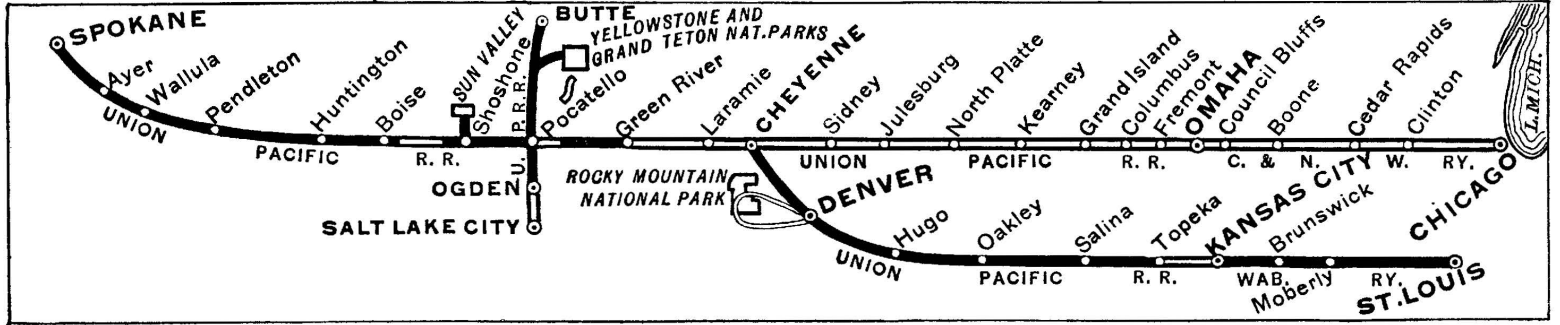
★NO. 14-24—PACIFIC LIMITED—DAILY
 Club Observation Car.... Los Angeles to Kansas City (soda fountain, beverages; radio).
 Standard Sleeping Cars.... Los Angeles to Kansas City—12 Secs. Compt., D. R.
 Coaches..... Salt Lake City to Denver.
 Dining Car..... Serving all meals; see page 60 for sample menus.

★NO. 37—PONY EXPRESS—DAILY

Registered Nurse—Stewardess Service without Charge.
 Club Observation Car.... Denver to Salt Lake City (barber, valet, beverages; radio).
 Standard Sleeping Cars.... Denver to Salt Lake City—10 Sections, Drawing-room Compt. (for Los Angeles).
 Denver to Salt Lake City—12 Sections, Drawing-room.
 Denver to Ogden—12 Sections, Drawing-room (for San Francisco).
 Tourist Sleeping Cars.... Denver to Salt Lake City—14 Sec. (for Los Angeles).
 Denver to Ogden—14 Sections (for San Francisco).
 Coaches..... Denver to Salt Lake City.
 Dining Car..... Serving all meals; see page 60 for sample menus.

★NO. 38—PONY EXPRESS—DAILY

Registered Nurse—Stewardess Service without Charge.
 Club Observation Car.... Salt Lake City to Denver (barber, valet, beverages; radio).
 Standard Sleeping Cars.... Salt Lake City to Denver—10 Sections, Drawing-room, Compt. (from Los Angeles).
 Salt Lake City to Denver—12 Sections, Drawing-room.
 Ogden to St. Louis—10 Sections, Compartments, Drawing-room (S. P. 28 San Francisco to Ogden; U. P. 38-22 to Kansas City; Wabash 2 to St. Louis).
 Challenger Sleeping Car... Salt Lake City to Denver—14 Sec. (from Los Angeles).
 Coaches..... Salt Lake City to Denver.
 Dining Car..... Serving all meals; see page 60 for sample menus.



CHICAGO-OMAHA-SPOKANE

No. 21-Bus 68 Example	No. 17-62-12 Example	Table K All trains daily—For complete schedules, see tables 1, 2, 6 and 8		No. 11-61-18 Example	No. 77-14 Example
10.30 SUN	10.15 SUN	Lv Chicago (C.T.) C. & N. W.	Ar	8.42 WED	8.45 WED
10.30 "	9.55 MON	Ar Omaha Union Pacific	Lv	8.30 TUE	8.55 WED
11.00 SUN	10.25 MON	Lv Omaha	Ar	8.00 TUE	8.30 WED
7.45 MON	3.45 TUE	" Green River (M.T.)	Lv	12.45 TUE	1.02 TUE
2.25 TUE	9.55 "	" Pocatello	"	6.40 MON	5.30 TUE
5.00 "	12.13 WED	" Pendleton (P.T.)	"	3.30 "	1.55 MON
↓	1.20 "	Ar Umatilla	"	1.55 "	↑
1.05 WED	7.30 "	Ar Yakima	Lv	8.10 SUN	8.30 SUN
6.45 TUE	5.00 "	Ar Walla Walla	Lv	10.30 SUN	12.15 SUN
↓	3.10 "	Lv Wallula	Ar	1.05 MON	↑
10.00 TUE	4.20 "	Ar Ayer	Lv	11.59 SUN	6.00 SUN
↓	7.40 "	Ar Lewiston	Lv	7.40 SUN	10.30 SUN
↓	8.45 "	Ar Moscow	Lv	7.00 "	↑
↓	4.20 "	Lv Ayer	Ar	11.59 SUN	↑
11.59 TUE	7.00 WED	Ar Spokane (P.T.)	Lv	9.45 SUN	6.00 SUN

Equipment for Table K

★ **NO. 17-62-12—PORTLAND ROSE—THE SPOKANE—DAILY**
 Observation Lounge Car... Chicago to Spokane.
 Standard Sleeping Car... Chicago to Spokane—14 Sections. (Passengers make car to car change after leaving Pocatello).
 Challenger Sleeping Car... Chicago to Pendleton—16 Sections (operates in 717 to Green River).
 Reclining Seat Coaches... Chicago to Pendleton.
 Coach... Pendleton to Spokane.
 Dining Car... Serving all meals; see page 60 for sample menus.

★ **NO. 11-61-18—THE SPOKANE—PORTLAND ROSE—DAILY**
 Observation Lounge Car... Spokane to Chicago.
 Standard Sleeping Car... Spokane to Chicago—14 Sections. (Passengers make car to car change prior to arrival at Pocatello).
 Challenger Sleeping Car... Pendleton to Chicago—16 Sections (operates in 818 Green River to Chicago).
 Reclining Seat Coach... Spokane to Pendleton; Pendleton to Chicago.
 Dining Car... Serving all meals; see page 60 for sample menus.

★ **NO. 21-BUS 68—DAILY**
 Observation Lounge Car... Chicago to Pendleton.
 Standard Sleeping Car... Chicago to Pendleton. (Passengers make car to car change at Green River.)
 Tourist Sleeping Car... Chicago to Pendleton—16 Sections. (Passengers make car to car change at Green River).
 Coaches... Chicago to Green River; Green River to Pendleton; U. P. Stages Pendleton to Spokane.
 Dining Car... Chicago to Pendleton; see page 60 for sample menus.

★ **NO. 77-14—DAILY**
 Observation Lounge Car... Pendleton to Chicago.
 Standard Sleeping Car... Pendleton to Chicago—12 Sections, D. R. (Passengers make car to car change at Green River).
 Tourist Sleeping Car... Pendleton to Chicago—16 Sections.
 Coaches... Spokane to Pendleton; Pendleton to Green River; Green River to Chicago.
 Dining Car... Serving all meals; see page 60 for sample menus.

Sun Valley Lodge, Sun Valley, Idaho
 America's New Summer Sports Center
 See Information about it on last page of this Folder

ST. LOUIS-KANSAS CITY-SPOKANE

No. 21-Bus 68 Example	No. 23-37-17-62-12 Example	Table L All trains daily—For complete schedules, see tables 6, 8 and 17		No. 11-61-18-38-22 Example	No. 77-14-24 Example
1.28 SUN	4.05 SUN	Lv St. Louis (C.T.)	Ar	2.00 WED	9.55 TUE
6.53 SUN	9.30 SUN	Ar Kansas City Union Pacific	Lv	8.30 WED	4.25 TUE
7.30 SUN	11.50 SUN	Lv Kansas City	Ar	7.15 WED	3.45 TUE
8.25 MON	5.45 MON	" Denver (M.T.)	Lv	4.30 TUE	11.59 MON
2.25 TUE	9.55 TUE	" Pocatello	"	6.40 MON	5.30 MON
5.00 "	12.13 WED	" Pendleton (P.T.)	"	3.30 "	1.55 SUN
↓	1.20 "	Ar Umatilla	"	1.55 "	↑
1.05 WED	7.30 "	Ar Yakima	Lv	8.10 SUN	8.30 SUN
6.45 TUE	5.00 "	Ar Walla Walla	Lv	10.30 "	12.15 "
↓	3.10 "	Lv Wallula	Ar	1.05 MON	↑
10.00 TUE	4.20 "	Ar Ayer	Lv	11.59 SUN	6.00 SUN
↓	7.40 "	Ar Lewiston	Lv	7.40 "	10.30 SUN
↓	8.45 "	" Moscow	"	7.00 "	↑
↓	4.20 "	Lv Ayer	Ar	11.59 "	↑
11.59 TUE	7.00 WED	Ar Spokane (P.T.)	Lv	9.45 SUN	6.00 SUN

Equipment for Table L

★ **NO. 23-37-17-62-12—PORTLAND ROSE—THE SPOKANE—DAILY**
 Observation Lounge Car... Kansas City to Spokane.
 Standard Sleeping Car... St. Louis and Kansas City to Spokane—Sections. (Passengers make car to car change after leaving Pocatello).
 Challenger Sleeping Car... Kansas City to Green River; Green River to Pendleton (Thru passengers for Pacific Northwest points may change at Laramie).
 Coach... St. Louis and Kansas City to Pendleton; Pendleton to Spokane.
 Dining Car... Serving all meals; see page 60 for sample menus.

★ **NO. 11-61-18-38-22—THE SPOKANE—PORTLAND ROSE—DAILY**
 Observation Lounge Car... Spokane to Kansas City.
 Standard Sleeping Car... Spokane to Kansas City and St. Louis—Sections. (Passengers make car to car change prior to Pocatello).
 Challenger Sleeping Car... Pendleton to Kansas City—16 Sections.
 Coach... Spokane to Pendleton; Pendleton to Kansas City and St. Louis.
 Dining Car... Serving all meals; see page 60 for sample menus.

★ **NO. 21-BUS 68—DAILY**
 Club Observation Car... Kansas City to Green River.
 Diner-Lounge Car... Green River to Pendleton.
 Standard Sleeping Car... St. Louis and Kansas City to Pendleton—12 Sects. D.R.
 Tourist Sleeping Car... Kansas City to Pendleton—16 Sections.
 Coaches... Kansas City to Green River; Green River to Pendleton; U. P. Stages, Pendleton to Spokane.
 Dining Car... Serving all meals to Pendleton.

★ **NO. 77-14-24—DAILY**
 Diner-Lounge Car... Pendleton to Green River.
 Club Observation Car... Green River to Kansas City.
 Standard Sleeping Car... Pendleton to Kansas City—12 Sect., D. R. (Passengers make car to car change prior to arrival at Denver).
 Tourist Sleeping Car... Pendleton to Kansas City—16 Sections. (Passengers make car to car change at Green River).
 Coach... Spokane to Pendleton; Pendleton to Green River; Green River to Kansas City.
 Dining Car... Serving all meals from Pendleton.

Footnotes for Page 22

★ Regularly assigned through cars air-conditioned.
 ⊕ Mixed passenger train. ♦ Motor bus.
 ⊕ Coach and Pullman tourist cars from No.17 leave Chicago at 10.20pm on The Challenger No.717. (C.T.) Central time. (M.T.) Mountain time. (P.T.) Pacific time.
 Time between 12.01 midnight and 12.00 noon shown in light face type.
 Time from 12.01 noon to 12.00 midnight shown in heavy face type.

CHICAGO — WEST YELLOWSTONE

No. 21-29 -45 Example	No. 17-35 ⊕ Example	Table M All trains daily. For complete schedules, see tables 6, 20 and 48	No. 36-30 -18 Example	No. 46-32 -14 Example
• 10.30 SUN	• 10.15 SUN	Lv Chicago (C.T.) C. & N. W. Ar Union Pacific	• 8.42 TUE	• 8.45 TUE
11.00 SUN	10.25 MON	Lv Omaha	8.00 MON	8.30 TUE
11.40 MON	8.15 " "	Lv Cheyenne (M.T.)	8.00 MON	8.50 MON
2.00 TUE	9.25 TUE	Ar Pocatello	6.40 SUN	5.30 " "
2.15 " "	9.40 " "	Lv Pocatello	6.10 " "	2.00 " "
3.42 " "	10.55 " "	Ar Idaho Falls	4.50 " "	12.30 MON
.....	A 2.45 " "	Ar Victor	A 1100 " "
• 7.30 TUE	• 2.45 TUE	Ar W. Yellowstone	• 1.00 SUN	• 7.15 SUN

★NO. 21-29-45—DAILY

Club Observation Car....Chicago to Pocatello; Pocatello to W. Yellowstone
Standard Sleeping Car....Chicago to Pocatello—12 Sections, D. R. (Passengers
make car to car change at Green River).
(a)Pocatello to W. Yellowstone—12 Sections, D. R.
Tourist Sleeping Car.....Chicago to Green River—16 Sections.
Coach.....Chicago to Green River; Green River to Pocatello;
Pocatello to W. Yellowstone.
Dining Car.....Serving all meals; see page 60 for sample menus.

(a) Pre-cooled but not air-conditioned.

★NO. 17-35—PORTLAND ROSE—YELLOWSTONE EXPRESS—DAILY

Observation Lounge Car...Chicago to W. Yellowstone.
Standard Sleeping Car....Chicago to West Yellowstone—10 Sections, Compart-
ments, D.R. (Only during Yellowstone season, June
20 to Sept. 13).
Tourist Sleeping Car.....Chicago to Pocatello—16 Sections (operates in 717
from Chicago).
Reclining Seat Coach.....Chicago to Pocatello (operates in 717 from Chicago).
Coach.....Pocatello to W. Yellowstone and Victor.
Dining Car.....Serving all meals; see page 60 for sample menus.

★NO. 36-30-18—YELLOWSTONE EXPRESS—PORTLAND ROSE—DAILY

Observation Lounge Car...W. Yellowstone to Chicago.
Standard Sleeping Car....West Yellowstone to Chicago—10 Sections, Compart-
ments, Drawing-room. (Only during Yellowstone
season, June 20 to Sept. 15.)
Tourist Sleeping Car.....Pocatello to Chicago—16 Sections (operates in 818 from
Green River).
Coach.....W. Yellowstone and Victor to Pocatello.
Reclining Seat Coach.....Pocatello to Chicago (operates in 818 from Green River).
Dining Car.....Serving all meals; see page 60 for sample menus.

★NO. 46-32-14—DAILY

Club Observation Car....W. Yellowstone to Pocatello; Pocatello to Chicago.
Standard Sleeping Car...(a)W. Yellowstone to Pocatello—12 Sections, D. R. (may
be occupied until arrival of No. 14).
Pocatello to Chicago—12 Sections, D. R. (Passengers
make car to car change at Green River.)
Tourist Sleeping Car.....Pocatello to Chicago—16 Sections.
Coach.....W. Yellowstone to Pocatello; Pocatello to Green River;
Green River to Chicago.
Dining Car.....Serving all meals; see page 60 for sample menus.

ST. LOUIS — KANSAS CITY — WEST YELLOWSTONE

No. 21-29 -45 Example	No. 23-37- 17-31-35 Example	Table N All trains daily. For complete schedules, see tables 6, 17, 18 and 48	No. 36-30- 18-38-22 Example	No. 46-32- 14-24 Example
• 1.28 SUN	• 4.05 SUN	Lv St. Louis (C.T.) Wabash Union Pacific	• 2.00 TUE	• 9.55 TUE
7.30 SUN	11.50 SUN	Lv Kansas City	7.15 TUE	3.45 TUE
8.25 MON	5.45 MON	Lv Denver (M.T.)	10.30 MON	11.35 MON
2.00 TUE	9.25 TUE	Ar Pocatello	6.40 SUN	5.30 " "
2.15 " "	9.40 " "	Lv Pocatello	6.10 " "	2.00 " "
3.42 " "	10.55 " "	Ar Idaho Falls	4.50 " "	12.30 MON
.....	A 2.45 " "	Ar Victor	A 1100 " "
• 7.30 TUE	• 2.45 TUE	Ar W. Yellowstone (M.T.)	• 1.00 SUN	• 7.15 SUN

★NO. 21-29-45—DAILY

Club Observation Car....Kansas City to Pocatello; Pocatello to W. Yellowstone.
Standard Sleeping Car....St. Louis to Green River—10 Sections, Compt. D. R.
(to San Francisco).
Green River to Pocatello—12 Sections, D. R. (to
Portland).
(a)Pocatello to W. Yellowstone—12 Sect., D. R.
Tourist Sleeping Car.....Kansas City to Pocatello—16 Sections.
Coach.....Kansas City to Green River; Green River to Pocatello;
Pocatello to W. Yellowstone.
Dining Car.....Serving all meals; see page 60 for sample menus.

(a) Pre-cooled but not air-conditioned.

★NO. 23-37-17-35—DAILY

Observation Lounge Car...Kansas City to W. Yellowstone.
Standard Sleeping Car....St. Louis to Denver—12 Sections, D. R.
Denver to W. Yellowstone—12 Sections D. R. (Pas-
sengers make car to car change prior to Pocatello).
Tourist Sleeping Car.....Kansas City to Green River—16 Sects. (to San Fran.)
Green River to Pocatello—16 Sections. (Passengers for
Pocatello make car to car change at Laramie to 717).
Coach.....St. Louis and Kansas City to Denver; Denver to Poca-
tello; Pocatello to W. Yellowstone and Victor.
Dining Car.....Serving all meals; see page 60 for sample menus.

★NO. 36-18-38-22—DAILY

Observation Lounge Car...W. Yellowstone to Kansas City.
Standard Sleeping Car....W. Yellowstone to Denver—12 Sections, D. R. (Pas-
sengers make car to car change after leaving Pocatello).
Denver to St. Louis—10 Sections, Compts., D. R.
Tourist Sleeping Car.....Pocatello to Kansas City—16 Sections.
Coach.....W. Yellowstone and Victor to Pocatello; Pocatello to
Kansas City.
Dining Car.....Serving all meals; see page 60 for sample menus.

★NO. 46-32-14-24—DAILY

Club Observation Car....W. Yellowstone to Pocatello; Pocatello to Kansas City
Standard Sleeping Car...(a)W. Yellowstone to Pocatello—12 Sect., D. R. (may be
occupied until arrival of No. 14).
Pocatello to Kansas City—12 Sects., D. R. (Passengers
make car to car change prior to arrival at Denver).
Tourist Sleeping Car.....Pocatello to Kansas City—16 Sections. (Passengers
make car to car change at Green River).
Coach.....W. Yellowstone to Pocatello; Pocatello to Green River;
Green River to Kansas City.
Dining Car.....Serving all meals; see page 60 for sample menus.

CHICAGO — OMAHA — KETCHUM (SUN VALLEY)

No. 17-Bus Example	No. 21-341 Example	Table O All trains daily. For complete schedules, see tables 1, 2, 6 and 64.	No. Bus-18 Example	No. Bus-14 Example
10.15 SUN	10.30 SUN	Lv Chicago (C.T.) C. & N. W. Ar Union Pacific	8.42 TUE	8.45 MON
10.25 MON	11.00 SUN	Lv Omaha	8.00 MON	8.30 MON
8.15 " "	11.40 MON	Lv Cheyenne (M.T.)	8.20 MON	9.15 SUN
9.55 TUE	2.25 TUE	Ar Pocatello	6.40 SUN	5.30 " "
12.25 " "	5.03 " "	Ar Shoshone	3.55 " "	2.35 " "
♦ 1.00 " "	6.30 " "	Lv Shoshone	♦ 3.30 " "	♦ 2.20 " "
♦ 2.30 " "	9.30 " "	Ar Ketchum (Sun Valley)	♦ 1.45 SUN	♦ 1.00 SUN

**For equipment Chicago to Shoshone,
see table C, pages 12 and 13.**

ST. LOUIS — KANSAS CITY — KETCHUM (SUN VALLEY)

No. 23-37- 17-Bus Example	No. 21-341 Example	Table P All trains daily. For complete schedules see tables 17, 18 and 64	No. Bus-18- 38-22 Example	No. Bus-14 24 Example
4.05 SUN	1.28 SUN	Lv St. Louis (C.T.) Wabash... Ar Union Pacific	2.00 TUE	9.55 MON
11.50 " "	7.30 " "	Lv Kansas City	7.15 TUE	3.45 MON
5.45 MON	8.25 MON	Ar Denver (M.T.)	10.30 MON	11.35 SUN
9.55 TUE	2.25 TUE	Lv Pocatello	6.40 SUN	5.30 " "
12.25 " "	5.03 " "	Ar Shoshone	3.55 " "	2.35 " "
♦ 1.00 " "	6.30 " "	Lv Shoshone	♦ 3.30 " "	♦ 2.20 " "
♦ 2.30 TUE	9.30 TUE	Ar Ketchum (Sun Valley)	♦ 1.45 SUN	♦ 1.00 SUN

**For equipment St. Louis, Kansas City to Shoshone,
see table F, pages 18 and 19.**

Footnotes for Page 23

- Thru Sleeping Car daily during Yellowstone Park season, June 20 to Sept. 13
- Connecting Sleeping Car service during Yellowstone Park season, June 20 to Sept. 13.
- (A) Parlor Car between Idaho Falls and Victor, June 20 to Sept. 13. ♦ Motor Bus.
- ⊕ Coach and Pullman Tourist cars from No. 17 leave Chicago at 10.20 p.m. on No. 171.
- ★ Regularly assigned through cars air-conditioned.

SALT LAKE CITY—WEST YELLOWSTONE—BUTTE

Table R All Trains Daily Mountain Time		Butte Special 29	Yellow- stone Special 29-45	Butte Express 31	Northwest Express 41-333	Yellow- stone Express 41-35
Union Pacific						
Lv Salt Lake City	8.30 SUN	• 8.30 SUN	8.15 SUN	11.20 SUN	11.20 SUN	
" Ogden	10.10 SUN	10.10 SUN	9.40 " "	12.50 MON	12.50 MON	
Ar Pocatello	1.35 MON	1.35 MON	1.25 " "	4.50 " "	4.50 " "	
Lv Pocatello	2.15 " "	2.15 " "	1.40 " "	6.00 " "	9.40 " "	
Ar Idaho Falls	3.42 " "	3.42 " "	3.02 " "	7.30 " "	10.55 " "	
W. Yellowstone						
Lv Idaho Falls	↓	3.55 " "	↓	↓	11.05 " "	
Ar Ashton	↓	5.10 " "	↓	↓	12.35 " "	
Ar W. Yellowstone	↓	• 7.30 MON	↓	↓	• 2.45 MON	
Idaho Falls						
Lv Idaho Falls	3.42 MON	3.42 MON	3.02 SUN	6.20 " "	9.00 " "	
Ar Armstead	7.13 " "	7.13 " "	9.00 " "	9.15 SUN		
Ar Silver Bow	9.45 " "	9.45 " "				
Ar Butte	10.00 MON	10.00 MON				

★NO. 29—BUTTE SPECIAL—DAILY

Diner-Lounge Car.....Salt Lake City to Butte; see page 60 for sample menus.
 Standard Sleeping Car.....Salt Lake City to Butte—12 Sections, D. R.
 Tourist Sleeping Car.....Salt Lake City to Butte—16 Sections.
 Reclining Seat Coach.....Salt Lake City to Butte.

★NO. 29-45—YELLOWSTONE SPECIAL—DAILY

Operated Only During Yellowstone Travel Season, June 20 to Sept. 13.
 Observation Car Service...Salt Lake City to West Yellowstone.
 Standard Sleeping Car...Salt Lake City to W. Yellowstone—10 Secs., Compts., DR.
 Pocatello to W. Yellowstone—12 Sec., D. R. (open 9.30 p.m.) (pre-cooled but not air-conditioned).
 Coach.....Salt Lake City to West Yellowstone.

★NO. 31—BUTTE EXPRESS—DAILY

Diner-Lounge Car.....Ogden to Butte; see page 60 for sample menus.
 Coach.....Salt Lake City to Butte.

★NO. 41-35 YELLOWSTONE EXPRESS—DAILY

Operated Only During Yellowstone Travel Season, June 20 to Sept. 13.
 Diner Lounge Car.....Pocatello to West Yellowstone. Table d'hote luncheons, \$1.00; also a la carte service.
 Parlor Car.....Ashton to Victor (No. 65). (Not air-conditioned).
 Standard Sleeping Car...Chicago to West Yellowstone—10 Sections, Compartments, Drawing-room (No. 17 to Pocatello).
 Salt Lake City to Pocatello—14 Sections.
 Coach.....Salt Lake City and Pocatello to West Yellowstone; Ashton to Victor (No. 65).

BUTTE—WEST YELLOWSTONE—SALT LAKE CITY

Table R All Trains Daily Mountain Time		Butte Express 32	Yellow- stone Special 46-32	Salt Lake Special 30	Yellow- stone Express 36-30	Utah Express 42
Union Pacific						
Lv Butte	6.30 SUN	6.30 SUN	10.25 SUN	10.45 " "		
" Silver Bow	6.45 " "	6.45 " "	1.14 " "	4.50 SUN		
Ar Armstead	9.05 SUN	9.05 SUN	4.50 SUN			
Ar Idaho Falls	12.10 MON	12.10 MON				
West Yellowstone						
Lv West Yellowstone	↓	7.15 SUN	↓	1.00 SUN		
Ar Ashton	↓	9.45 " "	↓	2.50 " "		
Ar Idaho Falls	↓	11.45 SUN	↓	4.25 " "		
Idaho Falls						
Lv Idaho Falls	12.30 MON	12.30 MON	4.50 SUN	4.50 " "		
Ar Pocatello	2.00 " "	2.00 " "	6.10 " "	6.10 " "		
Lv Pocatello	2.35 " "	2.35 " "	6.45 " "	6.45 " "	5.25 SUN	
Ar Ogden	6.10 " "	6.10 " "	10.10 " "	10.10 " "	8.45 " "	
Ar Salt Lake City	7.10 MON	7.10 MON	11.20 SUN	11.20 SUN	9.55 SUN	

★NO. 32—BUTTE-NORTHWEST EXPRESS—DAILY

Diner-Lounge Car.....Butte to Pocatello; see page 60 for sample menus.
 Standard Sleeping Cars.....Butte to Salt Lake City—12 Sections, Drawing-room).
 Tourist Sleeping Car.....Butte to Salt Lake City—16 Sections.
 Reclining Seat Coach.....Butte to Salt Lake City.

★NO. 46-32—YELLOWSTONE SPECIAL—DAILY

Operated Only During Yellowstone Travel Season, June 20 to Sept. 13.
 Club Observation Car.....West Yellowstone to Pocatello.
 Standard Sleeping Car...West Yellowstone to Salt Lake City—10 Sections, Compt., D. R.
 West Yellowstone to Pocatello—12 Sections, D. R. (pre-cooled but not air-conditioned).
 (Occupancy at Pocatello until 8.00 a.m.).
 Coach.....West Yellowstone to Salt Lake City.

★NO. 30—SALT LAKE SPECIAL—DAILY

Diner-Lounge Car.....Butte to Salt Lake City; see page 60 for sample menus.
 Standard Sleeping Car...Pocatello to Salt Lake City—14 Sections (from Spokane).
 Coach.....Butte to Salt Lake City.

★NO. 36-30—YELLOWSTONE EXPRESS—DAILY

Operated Only During Yellowstone Travel Season, June 20 to Sept. 13.
 Observation Car Service...West Yellowstone to Salt Lake City.
 Parlor Car.....Victor to Ashton (No. 66). (Not air-conditioned).
 Standard Sleeping Cars...West Yellowstone to Chicago—10 Sections, Compartments, Drawing-room (No. 18 east of Pocatello).
 Standard Sleeping Car...Pocatello to Salt Lake City—14 Sections (from Spokane).
 Coach.....West Yellowstone to Pocatello; Victor to Ashton (No. 66)

BUTTE—SALT LAKE CITY—LOS ANGELES

No. 30-21 Example ⊕	No. 32-7 Example	Table S All Trains Daily. For complete schedules, see tables 3 and 20		No. 8-29 Example	No. 14-31 Example ⊕
Union Pacific					
10.25 SUN	6.30 SUN	Lv Butte (M.T.)	Ar	10.00 TUE	9.15 MON
4.50 " "	12.30 MON	Lv Idaho Falls	Ar	3.42 " "	3.02 " "
6.45 " "	2.35 " "	Lv Pocatello	Ar	1.35 TUE	1.25 " "
10.25 " "	6.20 " "	Lv Ogden	Ar	9.30 MON	9.20 " "
11.20 SUN	7.10 " "	Ar Salt Lake City	Lv	8.30 " "	8.15 " "
1.35 MON	10.00 MON	Lv Salt Lake City	Ar	6.00 MON	6.25 MON
7.15 " "	5.35 TUE	Ar San Bernardino (P.T.)	Lv	10.25 SUN	10.20 SUN
7.50 " "	6.13 " "	Ar Riverside	Lv	9.55 " "	9.50 " "
9.45 MON	8.30 TUE	Ar Los Angeles	Lv	8.00 SUN	8.00 SUN

★ NO. 32-7—DAILY

Diner-Lounge Car.....Butte to Pocatello.
 Club Observation Car...Salt Lake City to Los Angeles.
 Standard Sleeping Car...Butte to Los Angeles—12 Sections, Drawing-room.
 Tourist Sleeping Car.....Butte to Salt Lake City—16 Sections.
 Salt Lake City to Los Angeles—14 Sections. (No. 717 from Salt Lake City).
 Reclining Seat Coach.....Butte to Salt Lake City and Los Angeles. (No. 717 from Salt Lake City).
 Dining Car.....Serving all meals; see page 60 for sample menus.

★ NO. 30-21—DAILY

Diner-Lounge Car.....Butte to Salt Lake City.
 Club Observation Car...Salt Lake City to Los Angeles.
 Standard Sleeping Car...Pocatello to Salt Lake City—14 Sections.
 Salt Lake City to Los Angeles—12 Sec., D. R. (open 9.30 p.m.).
 Tourist Sleeping Car.....Salt Lake City to Los Angeles—16 Sections (from Chicago).
 Coach.....Butte to Salt Lake City.
 Reclining Seat Coach...Salt Lake City to Los Angeles.
 Dining Car.....Serving all meals; see page 60 for sample menus.

★ No. 8-29—Daily

Club Observation Car.....Los Angeles to Salt Lake City.
 Diner-Lounge Car.....Salt Lake City to Butte.
 Standard Sleeping Car...Los Angeles to Butte—12 Sections, Drawing-room.
 Tourist Sleeping Car...Los Angeles to Salt Lake City—14 Sections. (No. 818 to Salt Lake City).
 Salt Lake City to Butte—16 Sections.
 Reclining Seat Coach...Los Angeles to Salt Lake City and Butte. (No. 818 to Salt Lake City).
 Dining Car.....Serving all meals; see page 60 for sample menus.

★ NO. 14-31—DAILY

Club Observation Car...Los Angeles to Salt Lake City.
 Diner Lounge Car.....Ogden to Butte.
 Standard Sleeping Car...Los Angeles to Salt Lake City—12 Sections, D. R.
 Tourist Sleeping Car...Los Angeles to Salt Lake City—16 Sections.
 Coach.....Los Angeles to Salt Lake City; Salt Lake City to Butte.
 Dining Car.....Los Angeles to Salt Lake City; Ogden to Butte.

Footnotes for Page 24

- Operates only during Yellowstone Park season, June 20 to Sept. 13. Has through sleeping car daily from and to Chicago, and connecting service from the Pacific Coast and Salt Lake City.
- Operates only during Yellowstone Park season, June 20 to Sept. 13, Has through sleeping car daily from and to Salt Lake City.
- Passengers change trains at Salt Lake City.
- Mixed passenger train.

- Will hold if necessary until 11:00 a.m. to connect with Northern Pacific No. 288
- Regularly assigned through cars air-conditioned.
- (C.T.) Central time. (M.T.) Mountain time. (P.T.) Pacific time.
- Time between 12.01 midnight and 12.00 noon shown in light face type.
- Time from 12.01 noon to 12.00 midnight shown in heavy face type.

SALT LAKE CITY—BOISE—SPOKANE

No. 29-21 Bus 68 Example	No. 41-17- 62-12 Example	Table T All trains daily—For complete schedules, see tables 6, 8 and 20	No. 11-61- 18-30 Example	No. 77- 14-42 Example
8.30 SUN	11.20 SUN	Lv Salt Lake City (M.T.) Ar	11.20 MON	9.55 MON
10.10 SUN	12.50 MON	" Ogden..... Ar	10.10 "	8.45 "
2.25 MON	9.55 "	" Pocatello..... Lv	6.45 "	5.25 MON
8.30 "	3.55 "	" Boise..... "	12.43 "	11.20 SUN
♦ 5.00 "	12.13 TUE	" Pendleton (P.T.) "	3.30 "	1.55 SUN
↓	1.20 "	" Umatilla "	1.55 "	↑
"	2.15 "	Ar Wallula..... "	1.15 MON	"
"	4.20 "	Ar Ayer..... "	11.59 SUN	"
♦11.59 MON	7.00 TUE	Ar Spokane (P.T.) Lv	9.45 SUN	6.00 SUN

★NO. 41-17-62-12—PORTLAND ROSE—THE SPOKANE—DAILY
 Observation Lounge Car...Pocatello to Spokane.
 Standard Sleeping Car....Salt Lake City to Spokane—14 Sections (Open 9:30 p.m.).
 Coaches.....Salt Lake City to Pendleton; Pendleton to Spokane.
 Dining Car.....Pocatello to Pendleton.

★NO. 11-61-18-30—THE SPOKANE—PORTLAND ROSE—DAILY
 Observation Lounge Car...Spokane to Salt Lake City.
 Standard Sleeping Car....Spokane to Salt Lake City—14 Sections.
 Coaches.....Spokane to Pendleton; Pendleton to Salt Lake City.
 Dining Car.....Pendleton to Salt Lake City; see page 60 for sample menus.

★NO. 77-14-42—DAILY
 Diner-Lounge Car.....Pendleton to Ogden.
 Standard Sleeping Car.....Pendleton to Salt Lake City—12 Sections, Drawing Room. (Passengers make car to car change prior to arrival at Pocatello).
 Boise to Salt Lake City 12 Sections, D. R. (open 9:30 p.m.).
 Tourist Sleeping Car.....Pendleton to Pocatello—16 Sections (for Chicago).
 Coach.....Spokane to Pendleton; Pendleton to Salt Lake City.
 Dining Car.....Pendleton to Ogden; see page 60 for sample menus.

Equipment for Table T

★NO. 29-21-BUS 68—DAILY
 Diner-Lounge Car.....Salt Lake City to Pendleton.
 Standard Sleeping Car....Salt Lake City to Pendleton—12 Sec., D.R., (Passengers make car to car change prior to arrival at Boise).
 Coach.....Salt Lake City to Pendleton; U. P. Stages Pendleton to Spokane.
 Dining Car.....Salt Lake City to Pendleton; see page 60 for sample menus.

SALT LAKE CITY—PORTLAND—SEATTLE

No. 29-21 Example	No. 41-17 Example	Table U All trains daily. For complete schedules, see tables 6 and 20	No. 18-30 Example	No. 14-42 Example
8.30 SUN	11.20 SUN	Lv Salt Lake City (M.T.) Ar	11.20 MON	9.55 MON
10.10 "	12.50 MON	Lv Ogden..... Ar	10.10 "	8.45 "
10.46 SUN	1.25 "	Lv Brigham..... Lv	9.38 "	8.11 "
1.35 MON	4.50 "	Ar Pocatello Lv	6.45 "	5.25 "
2.25 "	9.55 "	Lv Pocatello Ar	6.15 "	5.10 "
3.45 "	11.25 "	" Mindoka..... Ar	4.57 "	3.45 "
5.03 "	12.25 "	" Shoshone..... Lv	3.55 "	2.35 MON
8.30 "	3.55 "	" Boise..... "	12.43 "	11.20 SUN
9.08 "	4.30 "	" Nampa..... "	12.08 "	10.30 "
9.23 "	4.46 "	" Caldwell..... "	11.45 "	10.12 "
10.28 "	5.54 "	Lv Payette..... "	10.50 "	9.23 "
11.30 "	7.00 "	Ar Huntington (M.T.) Lv	9.55 "	8.35 "
10.40 "	6.10 "	Lv Huntington (P.T.) Ar	8.45 "	7.25 "
12.06 "	7.35 "	" Baker..... Lv	7.15 "	5.50 "
1.35 "	9.15 "	" La Grande..... "	5.55 "	4.25 "
4.00 "	11.56 MON	" Pendleton..... "	3.30 "	1.55 "
7.10 "	5.05 TUE	Lv The Dalles..... "	12.01 MON	10.30 "
9.40 "	7.35 "	Ar Portland Lv	9.35 SUN	8.00 "
11.30 MON	8.35 "	Lv Portland Ar	9.20 "	6.30 "
5.05 TUE	1.04 "	Ar Tacoma Lv	5.30 "	1.00 SUN
6.45 TUE	2.20 TUE	Ar Seattle (P.T.) Lv	4.20 SUN	11.30 SAT

★NO. 41-17-561—PORTLAND ROSE—DAILY
 Club Observation Car....Pocatello to Portland.
 Standard Sleeping Car....Salt Lake City to Portland—14 Sections (open 9:30 p.m.). Passengers for Portland and other Pacific Northwest points can make car to car change after leaving Pocatello.
 Tourist Sleeping Car.....Pocatello to Portland—16 Sections
 Coaches.....Salt Lake City to Pocatello.
 Reclining Seat Coach.....Pocatello to Portland.
 Coach.....Portland to Seattle.
 Dining Car.....Pocatello to Portland and Seattle; see page 60 for sample menus.

★NO. 458-18-30—PORTLAND ROSE—DAILY
 Club Observation Car....Portland to Pocatello.
 Diner-Lounge Car.....Pocatello to Salt Lake City.
 Standard Sleeping Car....Portland to Salt Lake City—14 Sections. (Passengers make car to car change prior to arrival at Pocatello).
 Tourist Sleeping Car.....Seattle and Portland to Pocatello—16 Sections.
 Coaches.....Seattle to Salt Lake City.
 Dining Car.....Seattle to Salt Lake City; see page 60 for sample menus.

★NO. 402-14-42—PACIFIC LIMITED—UTAH EXPRESS—DAILY
 Diner-Lounge Car.....Portland to Ogden.
 Standard Sleeping Car....Portland to Pocatello—12 Sections, D. R. (for Denver) (Passengers for Salt Lake City make car to car change prior to arrival at Pocatello).
 Boise to Salt Lake City—12 Sections, D. R. (open 9:30 p.m.).
 Tourist Sleeping Car.....Seattle and Portland to Pocatello—16 Sections (for Chicago).
 Coach.....Seattle and Portland to Salt Lake City.
 Dining Car.....Serving all meals; see page 60 for sample menus.

Equipment for Table U

★NO. 29-21-401—BUTTE SPECIAL—PACIFIC LIMITED—DAILY
 Diner-Lounge Car.....Salt Lake City to Portland.
 Standard Sleeping Cars....Salt Lake City to Boise—12 Sections, Drawing Room Pocatello to Portland (from Kansas City)—12 Sections.
 D. R. Passengers for Portland and other Pacific N. W. points make car to car change prior to arrival Boise.
 Tourist Sleeping Car.....Pocatello to Seattle—16 Sections.
 Coaches.....Salt Lake City to Portland; Portland to Seattle.
 Dining Car.....Serving all meals; see page 60 for sample menus.

Footnotes for Page 25


- ★ Regularly assigned thru cars air-conditioned.
- (M.T.) Mountain time. (P.T.) Pacific time.
- ♦ Motor bus.
- Time between 12.01 midnight and 12.00 noon shown in light face type.
- Time from 12.01 noon to 12.00 midnight shown in heavy face type.

Summer Excursion Fares

- Union Pacific offers very attractive money-saving fares for summer travel. Tickets on sale daily throughout the summer season.
- Consult your Railroad Agent about your own travel problems this summer or write

W. S. BASINGER, P.T.M., Omaha, Nebr.

Union Pacific Railroad



LITTLE RED FISH LAKE IN SAWTOOTH MTS. NEAR SUN VALLEY, IDAHO

PORTLAND, TACOMA AND SEATTLE

401 Daily Union Station	459 Daily Union Station	407 Daily Union Station	561 Daily Union Station	Miles	Table V All Trains Daily (Pacific Time)	Elevation	562 Daily Union Station	408 Daily Union Station	458 Daily Union Station	402 Daily Union Station
11.30	4.20	1.00	8.35	0.0	Lv Portland..Ore. Ar	29	2.20	5.20	H9.20	6.30
12.05	4.45	1.22	f 8.56	7.3	Lv N. Portland.. " Ar	47	f 1.55			f 6.05
1.26	5.36	2.12	9.00	8.7	" Vancouver Wash. " Ar	47	1.45	4.57	8.51	6.00
3.00	6.36	3.07	10.06	47.7	" Kelso. " " Ar	29	12.36	4.08	7.55	4.26
3.10	6.46	3.19	11.17	87.1	" Chehalis. " " Ar	189	11.26	3.16	6.56	3.04
3.20	6.51	3.19	11.26	90.8	Ar Centralia. " " Ar	188	11.15	3.08	6.46	2.53
5.05	8.05	4.28	11.31	90.8	Lv Centralia. " " Ar	188	11.10	3.08	6.41	2.37
5.25	8.10	4.30	1.04	144.7	Ar Tacoma " " Ar	13	9.40	1.58	5.30	1.00
6.45	9.20	5.30	1.09	144.7	Lv Tacoma " " Ar	13	9.32	1.56	5.25	12.45
			2.20	183.4	Ar Seattle " " Ar	15			H4.20	
			183.4	Ar Seattle " " Ar	15	8.20	1.00			11.30

Seattle, San Francisco and Los Angeles

No. 458 17-74 76	No. 458 15-60	No. 408 -23	No. 402 19-250 -98	Table W All Trains Daily (Pacific Time)	No. 51- 20-401	No. 59- 16-561	No. 24- 407	No. 18- 459
4.20	4.20	1.00	11.30	Lv Seattle..... Ar	6.45	2.20	5.30	9.20
5.30	5.30	1.58	1.00	Lv Tacoma..... Ar	5.05	1.04	4.28	8.05
9.20	9.20	5.20	6.30	Ar Portland..... Lv	11.30	8.35	1.00	4.20
Southern Pacific								
9.50	10.15	5.40	8.20	Lv Portland..... Ar	8.30	7.40	12.40	3.40
11.29	11.58		10.00	Ar Salem..... Lv	6.27	5.42		1.57
1.10	1.40	9.00	11.50	" Eugene..... " "	4.45	3.55	9.15	12.15
7.05	8.05	2.35	6.40	" Klamath Falls..... " "	10.55	9.40	4.05	6.40
12.30	1.33		1.29	" Redding..... " "	4.18	3.24		
	5.10	Via		" Marysville..... " "		11.35	Via	
A5.55	7.00	Davis	A7.40	Ar Sacramento..... Lv	A1100	10.10	Davis	A7.50
6.52	10.52	1.32	7.52	Ar San Francisco..... Lv	9.00	7.40	5.00	6.40
↓	7.30		↓	Lv Sacramento..... Ar	9.30	9.00		
	8.43			Ar Stockton..... Lv	7.40	7.15		
	12.15			" Fresno..... " "	4.10	4.20		
9.00	8.50		6.00	Ar Los Angeles..... Lv	7.50	7.45		

Spokane, San Francisco and Los Angeles

No. 11- 23	No. 77- 21-15- 60	No. 77- 21-17- 74-76	No. 11- 19-250 -98	Table X All Trains Daily (Pacific Time)	No. 51- 20-12	No. 18- 12	No. 59- 16-14- Bus 68	No. 24 -12
9.45	6.00	6.00	9.45	Lv Spokane..... Ar	7.00	7.00	*11.59	7.00
11.59	↓	↓	11.59	" Ayer..... " "	4.20	4.20		4.20
1.15			1.15	" Wallula..... " "	2.15	2.15		2.15
2.00			2.00	" Umatilla..... " "	1.20	1.20		1.20
7.35	9.40	9.40	7.35	Ar Portland..... Lv	9.30	9.30	*8.00	9.30
Southern Pacific								
5.40	10.15	9.50	8.20	Lv Portland..... Ar	8.30	3.40	7.40	12.40
9.00	11.58	11.29	10.00	Ar Salem..... Lv	6.27	1.57	5.42	
	1.40	1.10	11.50	" Eugene..... " "	4.45	12.15	3.55	9.15
2.35	8.05	7.05	6.40	" Klamath Falls..... " "	10.55	6.40	9.40	4.05
	1.33	12.30	1.29	" Redding..... " "	4.18		3.24	
Via	5.10			" Marysville..... " "			11.35	Via
Davis	7.00	A5.55	A7.40	" Sacramento..... Lv	A1100	A7.50	10.10	Davis
1.32	10.52	6.52	7.52	Ar San Francisco..... Lv	9.00	6.40	7.40	5.09
	7.30		↓	Lv Sacramento..... Ar	9.30			9.00
	8.43			Ar Stockton..... Lv	7.40			7.15
	12.15			" Fresno..... " "	4.10			4.20
	8.50		6.00	Ar Los Angeles..... Lv	7.50			7.45

Footnotes for Page 26

- ★ Regularly assigned through cars air-conditioned.
- (A) Runs via Davis
- (H) Union Pacific No. 18 holds 30 minutes at Portland for No. 458.
- Arrives Seattle at Union Depot.
- Arrives Seattle at King Street Station.
- Train 14 to Pendleton, thence U. P. Stage 68, Pendleton to Spokane.
- (C.T.) Central time. (M.T.) Mountain time. (P.T.) Pacific time.

Time from 12.01 midnight to 12.00 noon shown in light face type.

Time from 12.01 noon to 12.00 midnight shown in heavy face type.

Equipment for Page 26

★ NO. 561—DAILY

Parlor Cars..... Portland to Seattle.
Standard Sleeping Car.... Los Angeles to Seattle—10 Sections, Compts., D.R.
Coaches..... Portland to Seattle.
Dining Car..... Serving necessary meals enroute.

★ NO. 407—DAILY

Observation Parlor Car.... Portland to Seattle.
Standard Sleeping Car.... San Francisco to Seattle—8 Sections, Compts., D. R.
Reclining Seat Coach..... Portland to Seattle.
Dining Car..... Serving necessary meals enroute.

★ NO. 459—DAILY

Observation Parlor Car.... Portland to Seattle.
Standard Sleeping Car.... San Francisco to Seattle—10 Sec., Compts., D.R.
Coaches..... Portland to Seattle.
Dining Car..... Serving necessary meals enroute.

★ NO. 401—DAILY

Standard Sleeping Cars.... Portland to Seattle—12 Sections, Drawing-room.
Portland to Tacoma—12 Sections, Drawing-room.
San Francisco to Seattle—10 Sections, Compts., D. R.
Tourist Sleeping Car..... San Francisco to Seattle—16 Sections.
Portland to Seattle—16 Sections (from Kansas City).
Standard and tourist sleeping cars open at Portland
9:30 p.m., parked at destination until 8:00 a.m.
Coaches..... Portland to Seattle.

★ NO. 562—DAILY

Observation Parlor Car.... Seattle to Portland.
Coaches..... Seattle to Portland.
Dining Car..... Serving necessary meals enroute.

★ NO. 408—DAILY

Observation Parlor Car.... Seattle to Portland.
Standard Sleeping Car.... Seattle to San Francisco—8 Sections, Compts., D. R.
Reclining Seat Coach..... Seattle to Portland.
Dining Car..... Serving necessary meals enroute.

★ NO. 458—DAILY

Parlor Cars..... Seattle to Portland.
Standard Sleeping Cars.... Seattle to San Francisco—10 Sections, Compts., D.R.
Seattle to Los Angeles—10 Sections, Compts., D.R.
Tourist Sleeping Car.... Seattle to Kansas City (No. 18 from Portland).
Coaches..... Seattle to Portland.
Dining Car..... Serving necessary meals enroute.

★ NO. 402—DAILY

Standard Sleeping Cars.... Seattle to Portland—12 Sections, Drawing-room (Occu-
pancy at Portland till 7:30 a.m.).
Sleepers open at Tacoma to Portland—12 Sections, Drawing-room.
Seattle at 9:30 p.m. (Occupancy at Portland till 7:30 a.m.).
Tourist Sleeping Car.... Seattle to San Francisco—10 Sec., Compts., D.R.
Coaches..... Seattle to Portland.
Seattle to San Francisco—16 Sections.

A Useful "Tip" About Luggage

- One medium size handbag or grip usually is ample to hold all the clothing you will require while on the train. Besides, you will be more comfortable in your seat or berth if you take advantage of your free baggage allowance and check your extra luggage.
- Your bags will be safe under the watchful eye of our attendant, and will be available when you reach your destination.

Union Pacific Railroad

PORTLAND — WALLA WALLA — YAKIMA — LEWISTON — SPOKANE

		12-345- 592-74	Table Y All Trains Daily—Pacific Time	11-73- 591-346-17		
		9.30 SUN	Lv Portland	Ar 7.35 MON		
		11.05 "	" Hood River.....	Lv 5.40 "		
		11.45 "	" The Dalles.....	Lv 5.05 "		
		12.49 MON	" Arlington.....	" 3.26 "		
		1.55 "	Ar Umatilla.....	" 2.25 "		
		2.00 "	Lv Umatilla.....	Ar 2.20 "		
		2.45 "	Ar Walla Walla	Lv 1.35 MON		
		3.30 "	Lv Wallula.....	Ar 11.50 SUN		
		5.00 "	Ar Walla Walla.....	Lv 10.30 SUN		
		▲ 3.25 "	Lv Wallula.....	Ar ▲ 12.10 MON		
		▲ 7.30 "	Ar Yakima.....	Lv ▲ 8.10 SUN		
		3.10 "	Lv Walla Walla	Ar 1.05 MON		
		4.20 "	Ar Ayer	Lv 11.59 SUN		
		4.05 "	Lv Ayer.....	Ar 11.10 "		
		5.15 "	Ar Riparia.....	Lv 10.30 "		
		7.40 "	Ar Lewiston.....	Lv 7.40 "		
		4.20 "	Lv Ayer	Ar 11.59 "		
		5.31 "	Ar Marengo.....	Lv 11.00 "		
		6.26 "	" Cheney.....	" 10.11 "		
		7.00 MON	Ar Spokane	Lv 9.45 SUN		

★NO. 12—THE SPOKANE—DAILY

Limousine Lounge Car.... Portland to Spokane—8 Sect. (Buffet and soda fount).
 Standard Sleeping Cars.... Portland to Spokane—10 Sections, Compartment, D. R.
 Tourist Sleeping Cars.... Portland to Spokane—12 Sections.
 Portland to Walla Walla—Coach-Tourist Sleeper, 6 Sections. (No. 345, Wallula to Walla Walla).
 Portland to Lewiston—Coach-Tourist Sleeper, 6 Sections. (Sun., Tues., Thurs. only; No. 62-74, Wallula to Lewiston).
 Portland to Yakima—Coach-Tourist Sleeper, 6 Secs. (Mon., Wed., Fri. only; No. 592, Wallula to Yakima).
 Walla Walla to Spokane—Coach-Tourist Sleeper, 6 Sections. (Tuesdays, Fridays and Sundays only). (No. 346, Walla Walla to Wallula; open 9:30 p.m.).
 Reclining Seat Coach..... Portland to Spokane.

★NO. 11—THE SPOKANE—DAILY

Limousine Lounge Car.... Spokane to Portland—8 Sect. (Buffet and soda fount).
 Standard Sleeping Cars.... Spokane to Portland—10 Sections, Compt, D. R.
 Tourist Sleeping Cars.... Spokane to Portland—12 Sections.
 Spokane to Walla Walla—Coach-Tourist Sleeper, 6 Sections. (Mondays, Thursdays and Saturdays only). (No. 345 beyond Wallula. Occupancy till 8:00 a.m.).
 Walla Walla to Portland—Coach-Tourist Sleeper, 6 Sect. (346 Walla Walla to Wallula; Open 9.30 p.m).
 Lewiston to Portland—Coach-Tourist Sleeper, 9 Sections, (Mon., Wed. and Fri. only). (Nos. 73-61, Lewiston to Wallula; No. 17 west of The Dalles).
 Yakima to Portland—Coach-Tourist Sleeper, 6 Secs. (Tue., Thur., and Sat. only). (No. 591, Yakima to Wallula; No. 17 west of The Dalles).
 Reclining Seat Coach..... Spokane to Portland (No. 17 west of The Dalles).

Footnotes for Page 27

▲ Motor train. ★ Regularly assigned thru cars air-conditioned.

The Portland Rose

A triumph in train comfort

A daily train that reflects the beauty, charm and hospitality of Portland and the Pacific Northwest.


Completely air-conditioned.

SCHEDULE

Lv Seattle... 4.20 PM
 Lv Tacoma... 5.30 PM
 Lv Portland... 9.35 PM
 Ar Chicago... 8.42 AM

Lv Chicago... 10.15 PM
 Ar Portland... 7.35 AM
 Ar Tacoma... 1.04 PM
 Ar Seattle... 2.20 PM

Union Pacific



MODERN AND LUXURIOUS OBSERVATION LOUNGE CAR ON THE PORTLAND ROSE

Chicago and Omaha to Colorado, Utah, California and Pacific Northwest

Table No. 1
(Continued)

The Overland Route

Read Down

WESTBOUND—Read Down

To Pacific Coast

Motor Buses

FOOTNOTES FOR TABLE 1

MILES	City of	Elevation	To Pacific Coast											Motor Buses		FOOTNOTES FOR TABLE 1	
			The Streamliner, City of Portland 1	The Streamliner, City of San-Fran 101	The Streamliner, City of Los Ang. 103	Los Angeles Limited 7 Daily	The Challenger 717 Daily	Portland Rose 17 Daily	San Fran. Over'd Limited 27 Daily	Pacific Limited 21 Daily	California Fast Mail 5 Daily	Pony Express 37 Daily	Mixed Passenger 319 Daily	Motor Bus 1 Daily	Motor Bus 3 Daily		
(Mountain Time)																	
507	Cheyenne 18	Wyo. Lv	6060	8.35	8.35	8.35	8.15	8.30	8.15	8.45	11.40	11.35		10.15	1.45	10.30	A Stops to let off paying passengers from Omaha or east; also to take on paying passengers for Grand Island and beyond.
516	Borie	"	6561				D	K									
526	Granite Canon	"	7315				D	K						f 11.20			B Stops to take on paying passengers for scheduled stopping points in Colorado.
529	Ozone	"	7557				D	K									
534	Buford	"	7862				D	K									C Stops to take standard Pullman passengers with railroad tickets for Salt Lake or Los Angeles.
538	Sherman	"	8013				D	K									
540	Dale Creek	"	7921				D	K									D Stops to let off or take paying passengers from or to scheduled stopping points.
545	Hermosa	"	7899				D	K									
555	Red Buttes	"					D	K									E Stops to let off or take paying passengers for scheduled stopping points north of Granger.
563	Laramie	Ar	7151	10.05	10.05	10.05	9.47	10.02	9.47	10.25	1.12	1.00	9.05	12.55	3.30	12.16	
563	Laramie	Lv	7151	10.05	10.05	10.05	9.57	10.09	9.57	10.40	1.19	1.05	9.20	1.30	3.40	12.16	F Stops to take on paying passengers from points in Colorado.
571	Howell	"	7118				D	K									
575	Wyoming	"	7143				D	K									G Stops to take standard Pullman passengers with railroad tickets for Salt Lake or Los Angeles.
583	Bosler	"	7082				D	K									
588	Cooper Lake	"	7037				D	K						f 2.10	4.05	12.41	H Stops to let off or take paying passengers from or to scheduled stopping points.
591	Lookout	"	7125				D	K									
596	Harper	"	7079				D	K									I Stops to take on paying passengers for scheduled stopping points north of Granger.
603	Rock River	"	6910				D	K									
636	Wilcox	"	6969				D	K									J Stops to take on paying passengers for scheduled stopping points north of Granger.
620	Medicine Bow	"	6564				D	K									
624	Calvin	"	6613				D	K									K Stops to take paying coach and Pullman tourist car passengers for Salt Lake City or Los Angeles or for Pocatello and beyond.
630	Como	"	6712				D	K									
640	Hanna	"	6775				D	K	11.39								L Stops to let off paying passengers from points in Colorado.
645	Percy	"	6927				D	K									
649	Dana	"	6791				D	K									M Stops to take paying coach and Pullman tourist car passengers for Salt Lake or Los Ang's.
659	Walcott 46	"	6624				D	K									
665	Ft. Steele	"	6511				D	K									N Stops to let off paying passengers from Omaha or east; also to take for Ogden or beyond via Southern Pacific.
673	Parco	"	6586				D	K									
680	Rawlins	Ar	6747	11.52	11.52	11.52	12.23	12.32	12.23	1.23	3.36	3.15	11.40	f 5.15	6.15	2.51	O Stops to take standard Pullman passengers with railroad tickets for Pocatello and beyond.
680	Rawlins	Lv	6747	11.52	11.52	11.52	12.30	12.39	12.30	1.30	3.55	3.22	11.47	f 5.47	6.30	3.06	
687	Hadsel	"	6918				D	K									P Stops on Mon., Wed., and Friday to take on paying passengers from S. and E. V. No. 202, destined to scheduled stopping points.
698	Riner	"	6756				D	K									
703	Cherokee	"	6831				D	K									R Stops to take paying coach and Pullman tourist car passengers for Ogden or west or for north of Granger.
709	Creston	"	7107				D	K									
713	Latham	"	6952				D	K									S Stops to take paying passengers for California via S. P.
721	Wamsutter	"	6709				D	K									
737	Tipton	"	7001				D	K									T Stops to take paying passengers from Omaha or east; also to take for Ogden or beyond via Southern Pacific.
744	Table Rock	"	6843				D	K									
754	Bitter Creek	"	6699				D	K									U Stops to take paying passengers from Omaha or east; also to take for Ogden or beyond via Southern Pacific.
763	Black Buttes	"	6616				D	K									
774	Point of Rocks	"	6509				D	K									V Stops to take paying passengers from Omaha or east; also to take for Ogden or beyond via Southern Pacific.
781	Thayer Jct.	"	6441				D	K									
786	Salt Wells	"	6374				D	K									W Stops to take paying passengers from Omaha or east; also to take for Ogden or beyond via Southern Pacific.
793	Baxter	"	6309				D	K									
799	Rock Springs	"	6263				D	K									X Stops to take paying passengers from Omaha or east; also to take for Ogden or beyond via Southern Pacific.
807	Kanda	"	6209				D	K									
814	Green River	Ar	6083	1.57	1.57	1.57	3.20	3.25	3.20	4.20	6.52	6.00	2.25	11.00	10.49	7.25	Y Stops to take standard Pullman passengers with railroad tickets for Pocatello and beyond.
814	Green River	Lv	6383	1.58	1.58	1.58	3.35	3.40	3.45	4.35	7.10	6.10	2.35	11.45	10.49	7.25	
822	Peru	"	6388				D	K									Z Stops on Mon., Wed., and Friday to take on paying passengers from S. and E. V. No. 202, destined to scheduled stopping points.
827	Bryan	"	6181				D	K									
835	Marston	"	6210				D	K									AA Stops to take paying passengers from Omaha or east; also to take for Ogden or beyond via Southern Pacific.
844	Granger 6	"	6271				D	K									
856	Church Buttes	"	6353				D	K									AB Stops to take paying passengers from Omaha or east; also to take for Ogden or beyond via Southern Pacific.
863	Hampton	"	6409				D	K									
873	Carter	"	6498				D	K									AC Stops to take paying passengers from Omaha or east; also to take for Ogden or beyond via Southern Pacific.
883	Bridger	"	6630				D	K									
888	Leroy	"	6710				D	K									AD Stops to take paying passengers from Omaha or east; also to take for Ogden or beyond via Southern Pacific.
895	Spring Valley	"	7011				D	K									
899	Aspen	"	7183				D	K									AE Stops to take paying passengers from Omaha or east; also to take for Ogden or beyond via Southern Pacific.
901	Altamont	"	7227				D	K									
906	Knight	"	7075				D	K									AF Stops to take paying passengers from Omaha or east; also to take for Ogden or beyond via Southern Pacific.
910	Millis	"	6890				D	K									
914	Evanston	Ar	6745	3.45	3.45	3.45	6.00	6.08	6.00	6.46	9.28	8.08	4.33	2.50	1.30	10.05	AG Stops to take paying passengers for California via S. P.
914	Evanston	Lv	6745	3.45	3.45	3.45	6.07	6.15	6.53	9.35	8.15	4.40	3.10	1.40	10.15		
921	Wyuta	Utah	6739				D	K									AH Stops to take paying passengers from Omaha or east; also to take for Ogden or beyond via Southern Pacific.
925	Wahsatch	"	6830				D	K									
934	Castle Rock	"	6224				D	K									AI Stops to take paying passengers from Omaha or east; also to take for Ogden or beyond via Southern Pacific.
941	Emory	"	5911				D	K									
950	Echo 49	Ar	5460				D	K									AJ Stops to take paying passengers from Omaha or east; also to take for Ogden or beyond via Southern Pacific.
950	Echo	Lv	5460				D	K									
954	Henefer	"	5337				D	K									AK Stops to take paying passengers from Omaha or east; also to take for Ogden or beyond via Southern Pacific.
959	Devil's Slide	"	5251				D	K									
966	Morgan	"	5071				D	K									AL Stops to take paying passengers from Omaha or east; also to take for Ogden or beyond via Southern Pacific.
973	Peterson	"	4889				D	K									
975	Strawberry	"	4850				D	K									AM Stops to take paying passengers from Omaha or east; also to take for Ogden or beyond via Southern Pacific.
983	Uintah	"	4503				D	K									
990	Ogden 19, 20	Ar	4298		5.20	5.20	8.10	8.15	5.30	9.05	11.50	10.05	6.30	6.20	3.44	12.10	AN Stops to take paying passengers from Omaha or east; also to take for Ogden or beyond via Southern Pacific.
1026	Salt Lake City	Ar	4251				D	K									
1810	Los Angeles	Cal. Ar	270				D	K									AO Stops to take paying passengers from Omaha or east; also to take for Ogden or beyond via Southern Pacific.
1772	San Francisco	Cal. Ar	14				D	K									

California, Pacific Northwest, Utah and Colorado to Omaha and Chicago

Table No. 2

The Overland Route

Read Down

MILES	EASTBOUND—Read Down															Motor Buses		Footnotes for Table 2
	To Pacific Coast															Motor Bus 6 Daily	Motor Bus 2 Daily	
	Ele- vation City of Portland 2	The Stream- liner, City of San-Frn 102	The Stream- liner, City of LosAng. 104	Los Angeles Limited 8 Daily	The Chal- lenger 818 Daily	Mixed Pas- sen- ger 226 Daily Except Sunday	San Fran. Over- land Limited 28 Daily	Pacific Limited 14 Daily	Cali- for- nia Fast Mail 6 Daily	Pony Express 38 Daily	Mixed Pas- sen- ger 320 Daily							
	SOU. PAC. CO.																	
	San Francisco (P.T.) Cal.Lv 14																	
	UNION PACIFIC																	
	Los Angeles (P.T.) Cal.Lv 270																	
	Mountain Time																	
	Salt Lake City UtahLv 4251																	
0	Ogden 19, 20, 21 { Junction with Southern Pacific }																	
8	Utah (Wasatch Mts.) " " 4554																	
15	Strawberry " " 4850																	
17	Peterson (Weber Canyon) " " 4889																	
24	Morgan " " 5071																	
31	Devil's Slide (Devil's Slide to south) " " 5251																	
36	Heneter " " 5337																	
40	Echo 49 ("The Witches", north) " " Ar 5460																	
40	Echo " " Lv 5460																	
50	Emory " " " " 5911																	
55	Castle Rock " " " " 6224																	
56	Wahsatch " " " " 6800																	
69	Wyuta (Utah-Wyo. State line) " " " " 6739																	
76	Evanston Wyo.Ar 6747																	
76	Evanston " " Lv 6747																	
80	Millis " " " " 6890																	
84	Knight " " " " 7075																	
91	Altamont " " " " 7227																	
99	Aspen (Aspen tunnel 5,900 feet) " " " " 7183																	
95	Spring Valley " " " " 7011																	
103	Leroy " " " " 6710																	
108	Bridger (Named for famous scout) " " " " 6630																	
118	Carter " " " " 6498																	
127	Hampton " " " " 6409																	
134	Church Buttes " " " " 6353																	
146	Granger 6 " " " " 6271																	
155	Marston " " " " 6210																	
169	Bryan " " " " 6181																	
169	Peru " " " " 6388																	
176	Green River " " " " Ar 6083																	
176	Green River " " " " Lv 6083																	
184	Kanda " " " " " " 6209																	
191	Rock Springs (Coal Mines) " " " " " " 6263																	
197	Baxter " " " " " " 6309																	
204	Salt Wells (Aspen Mts. south) " " " " " " 6374																	
209	Thayer Jct. (Leucite Hill to north) " " " " " " 6441																	
216	Point of Rocks " " " " " " 6509																	
227	Black Buttes " " " " " " 6616																	
236	Bitter Creek " " " " " " 6699																	
246	Table Rock (Table Rock to south) " " " " " " 6843																	
253	Tipton " " " " " " 7001																	
269	Wamsutter " " " " " " 6709																	
277	Latham " " " " " " 7952																	
281	Creston (Continental Divide) " " " " " " 7107																	
288	Cherokee " " " " " " 6831																	
292	Riner " " " " " " 6756																	
303	Hadsell (Ferris Mts. to north) " " " " " " 6918																	
310	Rawlins " " " " Ar 6747																	
310	Rawlins " " " " Lv 6747																	
317	Parco (Large oil refinery) " " " " " " 6586																	
325	Ft. Steele (North Platte River) " " " " " " 6511																	
331	Walcott 46 (St. Marys Peak north) " " " " " " 6624																	
341	Dana " " " " " " 6791																	
345	Percy (Elk Mt. 15 miles south) " " " " " " 6935																	
350	Hanna (Coal Mines) " " " " " " 6775																	
361	Como (Fossil Dinosaur beds) " " " " " " 6712																	
366	Calvin " " " " " " 6613																	
370	Medicine Bow " " " " " " 6564																	
384	Wilcox " " " " " " 6969																	
388	Rock River " " " " " " 6910																	
394	Harper " " " " " " 7079																	
399	Lookout " " " " " " 7125																	
402	Cooper Lake " " " " " " 7037																	
408	Bosler " " " " " " 7082																	
415	Wyoming " " " " " " 7143																	
419	Howell " " " " " " 7118																	
427	Laramie " " " " Ar 7151																	
427	Laramie " " " " Lv 7151																	
439	Colores (Bizarre eroded rocks) " " " " " " 7623																	
445	Hermosa " " " " " " 7899																	
450	Dale Creek (Rocky Mts. to south) " " " " " " 7921																	
453	Sherman (Highest point en route) " " " " " " 8013																	
457	Buford (Source of U. P. red gravel) " " " " " " 7862																	
461	Ozone " " " " " " 7557																	
464	Granite Canon " " " " " " 7315																	
474	Borie " " " " " " 6561																	
484	Cheyenne 31 { State Capital of Wyo., Fort Warren } Wyo.Ar 6060																	

Footnotes for Table 2

● For sailing dates and schedules of Streamliner Trains, see page 6.

*Daily. | Meals.

†Daily except Sunday.

(f) Stops only on signal.

● Leaves or arrives U.P. Transfer Depot, Council Bluffs.

A Stops to let off paying passengers from Ogden or west, or from north of Granger.

B Stops to let off paying passengers from west of Grand Island.

D Stops to let off or take paying passengers from or to scheduled stops.

E Stops to take or let off paying passengers.

H Stops to let off paying passengers from Ogden or west or from north of Granger; also to take paying passengers.

K Stops to let off paying passengers.

L Stops to let off paying passengers from Ogden or west.

M Stops to let off paying passengers from California; also to take standard Pullman passengers with railroad tickets for Omaha or east.

N Stops to let off paying passengers from west of Laramie; also to take for east or south of Cheyenne.

O Stops to let off paying passengers from California.

P Stops to let off paying passengers from west or south of Cheyenne.

R See tables 17 and 18 for schedule of the Pacific Limited between Cheyenne and Kansas City.

S Stops to let off paying passengers from scheduled stops in Colorado.

T Stops to take on paying passengers.

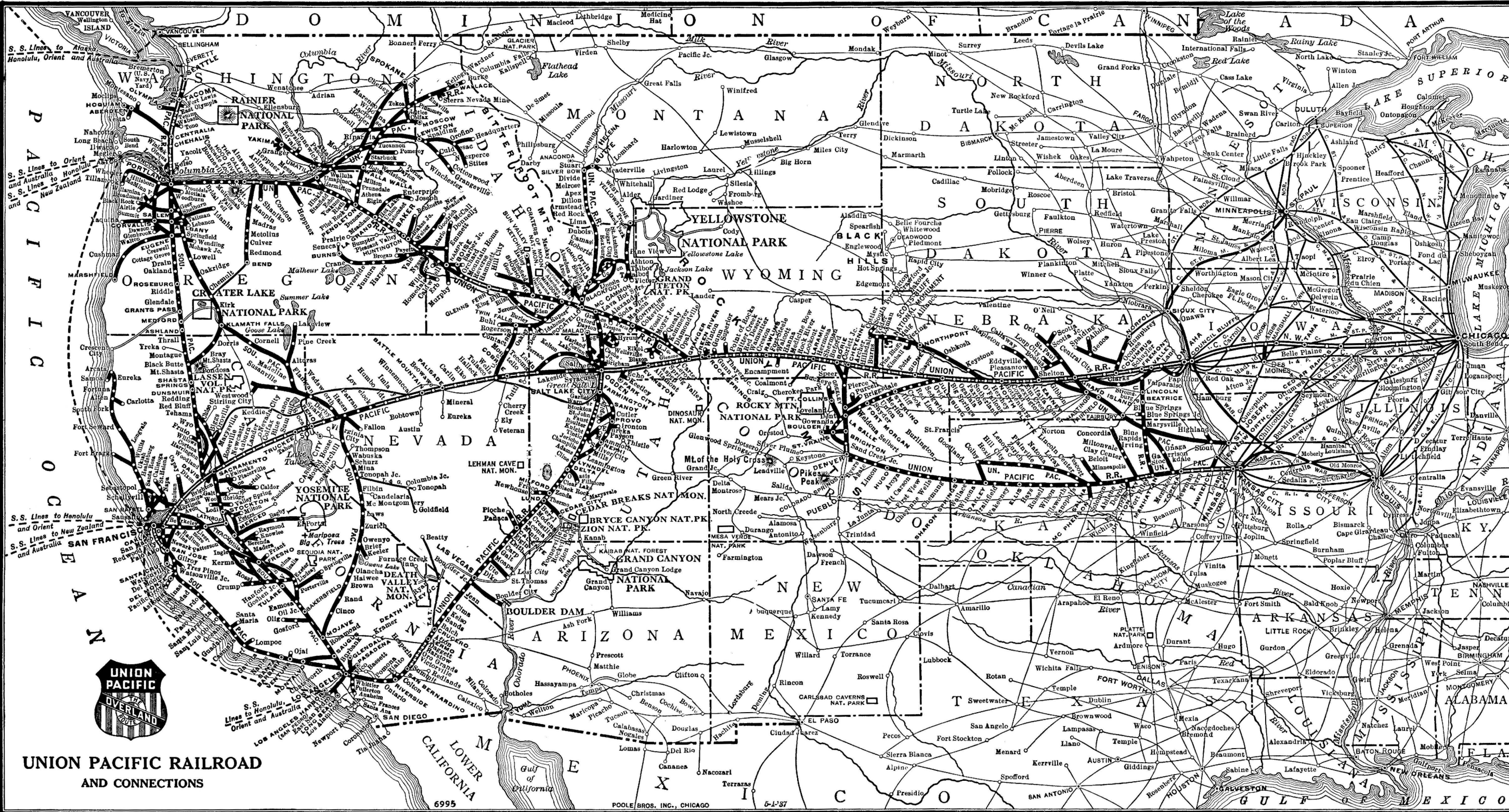
V Stops to let off paying passengers from north of Granger.

◆ Mileage shown on mile posts is from Council Bluffs. See last paragraph, under General Information, page 2.

★ See Table No. 34 for connecting train service to and from St. Joseph, Mo.

■ Motor Bus operated over Public Highway via Union Pacific Stages. See General Information, page 2, for optional rail-motor bus ticketing arrangement.

Continued on following page



**UNION PACIFIC RAILROAD
AND CONNECTIONS**



Between Chicago, Omaha, Denver, Ogden, Salt Lake City and Los Angeles

WESTBOUND—Read Down						EASTBOUND—Read Up													
Motor Bus 1 Daily	Motor Bus 3 Daily	California Fast Mail 5 Daily	Pacific Limited 21 Daily	The Challenger 717 Daily	Los Angeles Limited 7 Daily	Streamliner, City of Los Ang. 103	MILE S	Table No. 3 (Continued) The Overland Route		Ele-vation	Streamliner, City of Los Ang. 104	Los Angeles Limited 8 Daily	The Challenger 818 Daily	Pacific Limited 14 Daily	California Fast Mail 6 Daily	Motor Bus 2 Daily	Motor Bus 6 Daily		
Leaves Salt Lake City 7:00 a.m. Runs via Cedar City; see Table No. 98.						Leaves Salt Lake City 3:00 p.m. Runs via Cedar City; see Table No. 98.													
7.42	3.32	8.50	12.05	9.30	9.15	1.01	1351	(Pacific Time)		1.21	8.55	9.15	8.50	9.55					
8.30	3.40	9.00	12.20	9.50	9.30	1.06	1355	Callente 98, 107		10.43	5.35	5.50	5.35	6.55					
Leaves Salt Lake City 11:57 p.m. Runs via Cedar City; see Table No. 98.						Leaves Salt Lake City 10:00 a.m. Runs via Cedar City; see Table No. 98.													
9.10	4.20						1360	Meadow Valley and Rainbow Canyon		10.38	5.25	5.35	5.20	6.50					
Does Not Carry Sleeping Cars or Dining Car. Carries Coach Passengers between all Regular Stops.						Does Not Carry Sleeping Cars or Dining Car. Carries Coach Passengers between all Regular Stops.													
For Complete Motor Bus Service See Union Pacific Stages Time Table Folder						For Complete Motor Bus Service See Union Pacific Stages Time Table Folder													
1.10	8.05	1.00	4.40	3.00	2.35		1476	Las Vegas 98, 105											
3.25	10.14	3.37	7.15	5.55	5.35	6.17	1476	Las Vegas (Gateway Boulder Dam)											
3.45	10.30	3.37	7.23	6.00	5.45	6.17	1480	Bracken											
4.00	10.45	4.02	7.50	6.25	6.13		1487	Arden (Plaster Works)											
4.30	11.10		8.20	6.52	K.		1489	Bard											
4.45	11.20		8.31	7.08	K.		1495	Sloan (Lime Works)											
3.25	10.14	3.37	7.15	5.55	5.35	6.17	1500	Erie											
3.25	10.14	3.37	7.23	6.00	5.45	6.17	1509	Jean											
4.00	10.45	4.02	7.50	6.25	6.13		1513	Borax											
4.30	11.10		8.20	6.52	K.		1518	Roach (Dry Lake)											
4.45	11.20		8.31	7.08	K.		1523	Calada (California Line)											
3.25	10.14	3.37	7.15	5.55	5.35	6.17	1527	Desert											
3.25	10.14	3.37	7.23	6.00	5.45	6.17	1532	Nipton (To Searchlight)											
4.00	10.45	4.02	7.50	6.25	6.13		1543	Ivanpah											
4.30	11.10		8.20	6.52	K.		1552	Joshua (Joshua Trees)											
4.45	11.20		8.31	7.08	K.		1556	Cima											
3.25	10.14	3.37	7.15	5.55	5.35	6.17	1566	Dawes											
3.25	10.14	3.37	7.23	6.00	5.45	6.17	1571	Hayden											
4.00	10.45	4.02	7.50	6.25	6.13		1574	Kelso											
4.30	11.10		8.20	6.52	K.		1588	Glasgow											
4.45	11.20		8.31	7.08	K.		1598	Balch											
3.25	10.14	3.37	7.15	5.55	5.35	6.17	1603	Cork											
3.25	10.14	3.37	7.23	6.00	5.45	6.17	1605	Crucero (To Death Valley)											
4.00	10.45	4.02	7.50	6.25	6.13		1605	Crucero											
4.30	11.10		8.20	6.52	K.		1608	King											
4.45	11.20		8.31	7.08	K.		1613	Baxter (Lime Quarries)											
3.25	10.14	3.37	7.15	5.55	5.35	6.17	1618	Afton (Afton Canyon)											
3.25	10.14	3.37	7.23	6.00	5.45	6.17	1627	Field											
4.00	10.45	4.02	7.50	6.25	6.13		1636	Harvard											
4.30	11.10		8.20	6.52	K.		1641	Toomey											
4.45	11.20		8.31	7.08	K.		1647	Yermo											
3.25	10.14	3.37	7.15	5.55	5.35	6.17	1651	Daggett											
3.25	10.14	3.37	7.23	6.00	5.45	6.17	1660	Barstow											
4.00	10.45	4.02	7.50	6.25	6.13		1672	Hodge											
4.30	11.10		8.20	6.52	K.		1682	Helendale											
4.45	11.20		8.31	7.08	K.		1687	Bryman (Chalk Works)											
3.25	10.14	3.37	7.15	5.55	5.35	6.17	1692	Oro Grande											
3.25	10.14	3.37	7.23	6.00	5.45	6.17	1697	Victorville											
4.00	10.45	4.02	7.50	6.25	6.13		1705	Hesperia (Joshua Trees)											
4.30	11.10		8.20	6.52	K.		1716	Summit											
4.45	11.20		8.31	7.08	K.		1723	Cajon (San Bernardino Mts.)											
3.25	10.14	3.37	7.15	5.55	5.35	6.17	1727	Keenbrook (Cajon Pass)											
3.25	10.14	3.37	7.23	6.00	5.45	6.17	1742	San Bernardino											
4.00	10.45	4.02	7.50	6.25	6.13		1742	San Bernardino (To Redlands)											
4.30	11.10		8.20	6.52	K.		1745	Colton (Cement Works)											
4.45	11.20		8.31	7.08	K.		1748	Highgrove											
3.25	10.14	3.37	7.15	5.55	5.35	6.17	1752	Riverside (Mission Inn)											
3.25	10.14	3.37	7.23	6.00	5.45	6.17	1755	Magnolia Ave. (Oranges)											
4.00	10.45	4.02	7.50	6.25	6.13		1763	Pedley (Santa Ana River)											
4.30	11.10		8.20	6.52	K.		1764	Mira Loma											
4.45	11.20		8.31	7.08	K.		1768	Collins											
3.25	10.14	3.37	7.15	5.55	5.35	6.17	1772	Ontario											
3.25	10.14	3.37	7.23	6.00	5.45	6.17	1778	Pomona											
4.00	10.45	4.02	7.50	6.25	6.13		1787	Walnut											
4.30	11.10		8.20	6.52	K.		1790	Rowland											
4.45	11.20		8.31	7.08	K.		1793	Hillgrove											
3.25	10.14	3.37	7.15	5.55	5.35	6.17	1799	Whittier Jct.											
3.25	10.14	3.37	7.23	6.00	5.45	6.17	1801	Pico											
4.00	10.45	4.02	7.50	6.25	6.13		1804	Montebello											
4.30	11.10		8.20	6.52	K.		1810	E. Los Angeles											
4.45	11.20		8.31	7.08	K.		1820	Pasadena											
3.25	10.14	3.37	7.15	5.55	5.35	6.17	1823	Glendale											
3.25	10.14	3.37	7.23	6.00	5.45	6.17	1831	Long Beach (Pine Ave)											
4.00	10.45	4.02	7.50	6.25	6.13		1838	San Pedro (Los Angeles Harbor)											

Footnotes for Table 3

- ⊙ Makes five trips each way between Chicago and Los Angeles each month. See page 6, for sailing dates and schedule.
 - ◆ Mileage shown on mile posts is from Council Bluffs. See last paragraph under General Information, page 2.
 - ⊙ Motor Bus between Lund and Cedar City.
 - || Meals.
 - (f) Stops only on signal.
 - ▲ Motor Bus connections with main line trains at East Los Angeles. Also see page 54.
 - A Stops to take on paying passengers for San Bernardino and west.
 - B Stops to let off paying passengers from San Bernardino and west.
 - D Stops on Monday, Wednesday, and Saturday.
 - E Stops to take paying passengers for Salt Lake City or east, and to let off from San Bernardino or west.
 - H Stops to take paying passengers from Salt Lake City or east.
 - K Stops to let off paying passengers from Salt Lake City and east.
 - L No local bus passengers carried in California.
 - N See Tables 17 and 18 for service between St. Louis, Kansas City, Denver and Cheyenne.
 - O Conditional stop; see Table 2.
 - R Stops to let off paying passengers from Salt Lake City and east; also to take for San Bernardino and west.
 - X Conditional stop; see table 1.
- Time from 12.01 midnight to 12.00 noon shown in light face type.
- Time from 12.01 noon to 12.00 midnight is shown in heavy face type.**
- Where no time is shown trains do not stop, except as indicated by reference marks.

Between Chicago, Omaha, Denver, Ogden and San Francisco

WESTBOUND—Read Down

EASTBOUND—Read Up

Table No. 4 The Overland Route

WESTBOUND—Read Down				EASTBOUND—Read Up					
City	Pacific Limited 21 Daily	Ov'land Limited 27 Daily	The Streamliner, City of San Francisco 101	MILE S	City	The Streamliner, City of San Francisco 102	San Francisco Ov'land Limited 28 Daily	Pacific Limited 14 Daily	
	10.30	10.20	6.15	0	Chicago (Central Time) Ill.	9.30	8.35	8.45	
	10.13	9.50	1.51	485	Council Bluffs Iowa	1.45	8.25	9.15	
	10.30	10.15		488	Omaha Neb.		8.10	8.55	
WABASH									
		7.30		0	St. Louis (Central Time) Mo.		8.08		
		8.15		414	Omaha Neb.		8.30		
UNION PACIFIC									
	11.00	10.45	2.00	0	Omaha Neb.	1.35	7.40	8.30	
	f11.43	f11.32		37	Fremont "		f 6.35	7.33	
	12.34	f12.22		82	Columbus "		f 5.40	6.40	
	1.55	f 1.42	4.01	144	Grand Island "	11.30	4.15	5.18	
	2.50	f 2.35		186	Kearney "		3.15	4.15	
	4.45	4.25	5.55	281	North Platte (Mountain Time) "	9.44	1.28	2.30	
					North Platte "				
	4.00	3.35	4.56	281	Julesburg Colo.	8.43	12.18	1.23	
	6.20	E		363	Sidney Neb.		f10.42	11.51	
	7.45	6.13	6.40	405	Cheyenne Wyo.	6.59	9.50	11.00	
	10.45	8.35	8.25	507		5.25	7.50	9.15	
	A 1.28	A 4.05		0	St. Louis (Wabash) (C.T.) Mo.		A 2.00	A 9.55	
	7.30	11.50		0	Kansas City (Union Pacific) Mo.		7.15	3.45	
	8.25	5.45		640	Denver (M.T.) Colo.		10.30	11.35	
	A 11.20	A		746	Cheyenne Wyo.		A	A 9.10	
					Cheyenne "	5.15	7.35	8.50	
	11.40	8.45	8.35	507	Laramie "	3.55	5.48	7.03	
	1.19	10.40	10.05	563	Rawlins "	1.59	3.05	3.58	
	4.02	1.30	11.52	680	Rock Springs "		12.35	1.25	
	6.29	3.55		799	Green River "	11.50	12.10	1.02	
	6.52	4.20	1.57	814	Green River "	11.49	11.59	12.47	
	7.10	4.35	1.58	814	Evanston "	10.08	9.37	10.30	
	9.35	6.53	3.45	914	Ogden ⊕ "	8.35	7.40	8.35	
	11.50	9.05	5.20	990					
				0	Salt Lake City ⊕ "		8.40	9.40	
					Ogden (Southern Pacific) Utah	7.25	6.55	6.00	
	8.35	9.00	4.30	990	Promontory "				
	f12.08	O		1014	Lakeside (Great Salt Lake Cut-off) "				
	f 1.00	O		1338	Lucin "				
	2.11	O		1093	Tecoma Nev.				
	f 2.28	O		1105	Montello (Pilot Peak, South) "				
	11.15	2.37	11.56	1111	Cobre "		3.05	3.46	
	11.50	f 3.19	12.40	1128	Wells (Humboldt River) "		f 2.36	2.15	
	12.45	f 4.14	1.34	1166	Deeth (Ruby Range to south) "		f 1.39	f 2.19	
		f 4.37	O	1184	Halleck (Elk Range to south) "		B	f 1.53	
		f 4.53	O	1196	Carlin "		B	f 1.40	
	1.45	5.26	2.36	1217	Palisade (Palisade Canyon) "		B	f12.11	
	2.15	6.01	3.07	1239	Beowawe (Shoshone Range) "		B	f11.46	
		f 6.24	O	1247	Battle Mountain "		B	f11.01	
		f 6.47	O	1265	Golconda (Hot Spgs. Range north) "		B	f10.08	
	3.34	7.27	f 4.32	1297	Winnemucca (Sonoma Range, so) "		B	9.33	
		f 8.13	O	1339	Imlay (Star Peak Mount to west) "		B	8.40	
	4.37	8.37	5.45	1356	Lovelock (Humboldt River to Wells) "		B	f 7.42	
	5.15	9.17	6.25	1389	Hazen (U. S. Irrig. proj. to south) "		B	f 6.40	
	6.13	10.12	7.23	1428	Fernley "		B	f 6.12	
	7.17	11.30	8.38	1435	Sparks "		B	5.15	
		f11.47	O	1497	Reno "		B	5.20	
		f	O	1527	Truckee (To Lake Tahoe) Cal.	10.25	4.10	3.53	
	9.00	1.00	10.05	1530	Blue Canon (American River) "		B	4.05	
	10.30	2.05	11.25	1555	American Canyon "		B		
		N	P	1637	Dutch Flat (Placer Goldfields '49) "		B		
		N	P	1612	Colfax "		B	1.25	
	1.50	f 4.37	2.35	1629	Auburn "		B	f12.47	
	2.45	N	P	1647	Newcastle "		B	f12.28	
	3.00	N	P	1652	Penryn "		B	f12.17	
	3.12	N	P	1655	Loomis "		B		
	3.25	N	P	1658	Roseville "		B	12.15	
	3.45	5.56	4.22	1665	Sacramento (State Capital) "		B	11.35	
	4.40	6.35	5.05	1683	Sacramento "		B	11.10	
	5.00	6.45	5.20	1683	Davis "		B	10.57	
	5.20	K	R	1696	Martinez (Carquinez Straits) "		B	10.05	
		K	R	1743	Crockett (Benicia Vallejo) "		B		
		K	R	1749	Berkeley (San Francisco Bay) "		B	4.23	
	7.15	8.34	7.33	1765	Oakland (16 St.) "		B	9.17	
	7.24	8.47	7.45	1769	Oakland Pier "		B	9.06	
	7.35	8.55	7.55	1771	San Francisco Cal.		B	8.54	
	8.12	9.32	8.32	1775			B	8.47	
							B	8.32	
							B	8.00	

Free Side Trip to Salt Lake City

You are entitled to a free side trip, Ogden to Salt Lake City and return, if your one-way or round trip ticket is from Denver, Cheyenne, or east thereof, to or west of Cobre, Nevada, or Pocatello, Idaho, or the reverse; and if routed via Union Pacific Railroad between Denver, Cheyenne and Ogden or Pocatello. Apply to agent issuing your through ticket, agent at Ogden, or conductor on your train into Ogden.

Footnotes for Table 4

- ★ S. P. trains 27 and 28 carry only standard Pullman sleeping cars, dining car and club and observation cars between Ogden and San Francisco; tourist Pullman sleeping cars, chair cars or coaches and a dining car are carried west on S. P. No. 9-87 and east on S. P. No. 88-30.
- ⊕ Makes five trips each way between Chicago and San Francisco each month. See page 6, for sailing dates and schedule.
- (f) Stops only on signal.
- A See tables 17 and 18 for service between St. Louis, Kansas City, Denver and Cheyenne.
- B Stops to let off paying passengers from Colfax or west; also to take on for beyond Ogden.
- D Stops to take paying passengers for Reno and east.
- E Conditional stop; see table 1.
- G Stops to let off paying passengers from Sparks or west; also to take on for Ogden or beyond.
- H Stops to take passengers for east of Sparks.
- K Stops to let off passengers from Ogden and east.
- L Stops to let off passengers from Sacramento and east.
- M Stops to take paying passengers for Ogden and east.
- N Stops to let off passengers from east of Sparks.
- O Stops to let off passengers from Cheyenne or east.
- P Stops to let off passengers from Reno and east; also to take for Sacramento and west.
- R Stops to let off passengers from Roseville or east.
- ⊗ See table 19 for service between Ogden and Salt Lake City.
- ◆ Mileage shown on mile posts is from Council Bluffs. See last paragraph under General Information, page 2.

Travel By Train---Avoid the Hazards and Discomforts of the Highway
It Costs Less Than Driving Your Own Car

For equipment, see pages 10 to 17, inclusive.

Between Chicago, Omaha and Denver

WESTBOUND—Read Down

EASTBOUND—Read Up

Union Pacific Historical Museum

• A most complete and intensely interesting record of western pioneer and Union Pacific Railroad construction days, is on display in a museum on the first floor of the Union Pacific Bldg., 1416 Dodge Street, Omaha.

• It contains relics, souvenirs, trophies, animal mountings, firearms, photographs, valuable documents and numerous other articles, the history of which extends over a period of 100 years. Travelers with a little time to spare between train connections in Omaha could spend it to rare advantage in this Museum.

• The public is invited and urged to inspect this valuable collection. Admission is always free. Visiting hours are from 10 to 12 a.m. and from 2 to 4 p.m. each day except Saturday and Sunday. Any street car going north from the Omaha Union Station will take you to Fifteenth and Farnam Sts. The Union Pacific Building is two blocks north from that corner.

WESTBOUND—Read Down				MILE S	Table No. 5 The Overland Route				EASTBOUND—Read Up			
Motor Bus 1 Daily	Motor Bus 3-75 Daily	Mountain Bluebird 21-11 Daily	The Streamliner 111 Daily	The Columbine 15 Daily		The Columbine 12 Daily	The Streamliner 112 Daily	Mountain Bluebird 16-22 Daily	Motor Bus 2 Daily	Motor Bus 74-4 Daily		
7.15	4.00	10.30	6.20	11.45	0 Lv	7.50	9.23	7.15	11.00	5.55		
10.45	7.00	10.13		3.40	485 Ar	8.25		7.35	7.50	3.15		
11.05	7.20	10.30	2.01	4.05	488 Ar	8.10	1.35	7.15	7.30	3.00		
(Central Time)												
Chicago (C. & N. W.) Ill. Ar 590												
Council Bluffs Iowa Lv 983												
Omaha Neb. Lv 1033												
UNION PACIFIC												
Omaha Neb. Ar 1033												
Waterloo Elkhorn River " " Lv 1126												
Valley " " " " " " Lv 1140												
Fremont " " " " " " " " 1197												
Ames " " " " " " " " 1231												
North Bend " " " " " " " " 1275												
Schuyler " " " " " " " " 1350												
Columbus (Loup River) " " " " " " 1447												
Duncan " " " " " " " " 1494												
Silver Creek " " " " " " " " 1548												
Clarks (Grand Pawnee Vil.) " " " " " " 1622												
Central City " " " " " " " " 1701												
Chapman " " " " " " " " 1766												
Grand Island " " " " " " " " 1864												
Alda " " " " " " " " 1916												
Wood River " " " " " " " " 1966												
Shelton " " " " " " " " 2019												
Gibbon " " " " " " " " 2061												
Kearney (State Normal School) " " " " " " 2149												
Odessa " " " " " " " " 2222												
Elm Creek " " " " " " " " 2255												
Overton Indian Fights " " " " " " 2318												
Lexington " " " " " " " " 2389												
Cozad " " " " " " " " 2487												
Willow Island " " " " " " " " 2523												
Gothenburg " " " " " " " " 2563												
Brady Island " " " " " " " " 2651												
Maxwell (Old Ft. McPherson) " " " " " " 2711												
North Platte North Mountain Times Platte River " " " " " " 2802												
North Platte South Platte River " " " " " " 2802												
Birdwood " " " " " " " " 2851												
Nichols " " " " " " " " 2880												
Hershey " " " " " " " " 2903												
O'Fallons " " " " " " " " 2938												
Sutherland " " " " " " " " 2959												
Dexter " " " " " " " " 2996												
Paxton " " " " " " " " 3056												
Roscoe " " " " " " " " 3166												
Ogallala " " " " " " " " 3213												
Brule " " " " " " " " 3288												
Megeath " " " " " " " " 3329												
Big Springs " " " " " " " " 3369												
Barton " " " " " " " " 3415												
Julesburg Colo. Lv 3467												
Julesburg 1, 2 " " " " " " " " 3467												
Ovid " " " " " " " " 3531												
Sedgwick " " " " " " " " 3589												
Red Lion " " " " " " " " 3655												
Crook " " " " " " " " 3714												
Proctor " " " " " " " " 3786												
Iliff " " " " " " " " 3841												
Sterling (Sugar Factory) " " " " " " " " 3939												
Atwood (Summit Spgs.) " " " " " " " " 3993												
Merino (Irrigated farms) " " " " " " " " 4042												
Messex " " " " " " " " 4090												
Union " " " " " " " " 4129												
Snyder " " " " " " " " 4180												
Ft. Morgan " " " " " " " " 4276												
Weldona " " " " " " " " 4351												
Goodrich " " " " " " " " 4383												
Orchard " " " " " " " " 4411												
Masters " " " " " " " " 4458												
Hardin " " " " " " " " 4534												
Kersey " " " " " " " " 4621												
La Salle 18, 43 " " " " " " " " 4681												
Greeley (Greeley State College) " " " " " " " " 4681												
La Salle Peckham West " " " " " " " " 4681												
Gilcrest " " " " " " " " 4723												
Platteville " " " " " " " " 4752												
Ione " " " " " " " " 4817												
Lupton (Ft. Lupton) " " " " " " " " 4858												
Brighton 18, 43 " " " " " " " " 4906												
Henderson " " " " " " " " 4979												
Hazeltine " " " " " " " " 5036												
Dupont " " " " " " " " 5076												
Denver 17, 18, 42, 43 " " " " " " " " 5121												
Estes Park (Via Rocky Mt. Motor Co. Auto Busses) " " " " " " " " 5188												

Footnotes for Table 5

• Mileage shown on mile posts is from Council Bluffs. For explanation see last paragraph under General Information, page 2.

• Union Pacific Stages Motor Bus operating over public highway. See General Information, page 2, for optional rail-motor bus ticketing arrangement.

• No local bus passengers carried between Sterling and Denver.

• No local bus passengers carried between Greeley and Denver.

(f) Stops only on signal.

* Daily. † Meals.

‡ Daily except Sunday.

• Yellow Cab Co. operates between La Salle and Greeley, meeting all trains at 75c per person, minimum of \$1.00 for only one person. Arrange in advance with La Salle agent.

A Stops to take on paying passengers for scheduled stopping points in Colorado.

B Stops to let off paying passengers from scheduled stops in Colorado.

D Stops to take paying passengers for points east of Sterling, also to let off paying passengers from Denver.

E Service during Park season, about June 1 to Sept. 30.

H Stops to let off paying passengers from Granger and west. See table 18.

K Stops to let off paying passengers from Laramie and west. See table 18.

Where no time shown, trains do not stop, except as indicated by reference marks.

Time from 12:01 midnight to 12:00 noon is in light face type; Time from 12:01 noon to 12:00 midnight shown in heavy face type.

24 Daily	334 Mixed	38 Daily	4 Daily	6.00	9.47							
10.31	* 5.27	9.27	8.44	6.10	9.55							
H.	K.	f 8.52	6.16	6.16	10.01							
H.	K.	f 8.59	6.19	6.19	10.12							
H.	K.	f 9.09	6.28	6.28	10.12							
H.	K.	9.17	6.43	6.43	10.27							
H.	K.	9.29	6.55	6.55	10.38							
H.	K.	f 9.35	7.04	7.04	10.46							
H.	K.	9.39	7.15	7.15	11.00							
11.35	* 7.15	10.30	10.00	7.30	11.10							
E2.30	E2.30			E2.30	E9.30							
E5.20	E5.20			E5.20	E12.00							
				E8.45	E11.50							

Between Chicago, Omaha and Spokane, Portland, Tacoma and Seattle

Read Down—WESTBOUND

Motor Bus 3 Daily	Motor Bus 1 Daily	Pacific Limited 21 Daily	Portland Rose 17 Daily	The Streamliner 1	M I L E S
4.00	7.15	10.30	10.15	6.15	0 Lv
7.00	10.45	10.13	9.30	1.51	485 Ar
7.20	11.05	10.30	9.55		488 Ar
			7.30		0 Lv
			8.15		414 Ar
8.00	11.45	11.00	10.25	2.00	0 Lv
12.34	3.59	1.55	1.23	4.01	144 "
1.41	5.06	2.50	2.15		186 "
3.25	6.55	4.00	3.10	4.56	281 "
6.59	10.09	7.45	5.42	6.40	405 "
9.49	1.05	10.45	8.00	8.25	507 Ar
		1.28	4.05		Lv
11.40		7.30	11.50		0 Lv
7.00	9.45	8.25	5.45		640 Lv
10.00	12.40	11.20	Y		746 Ar
10.30	1.45	11.40	8.15	8.35	507 Lv
12.16	3.40	1.19	9.57	10.05	563 "
3.38	7.12	4.02	12.30	11.52	680 "
7.00	10.24	6.29	2.55		793 "
7.25	10.49	6.52	3.20	1.57	814 Ar
7.25	10.49	7.45	3.45	1.58	814 Lv
		8.35	4.40		844 "
		f 8.46	s		852 "
		f 8.54	s		863 "
		9.06	s		869 "
		f 9.17	s		878 "
		9.35	5.35		883 "
		f 9.53	s		884 "
		f 10.02	s		895 "
		f 10.20	s		900 "
		f 10.30	s		907 "
		f 10.36	s		916 "
		10.45	6.31		922 "
		10.54	s		936 "
		f 11.00	s		942 "
		f 11.12	s		952 "
		11.22	7.08		959 Ar
		11.32	7.15		959 Lv
		f 11.40	s		966 "
		f 11.47	s		971 "
		f 11.53	s		973 "
		f 11.58	s		980 "
		f 12.02	s		984 "
		12.14	f 7.51		990 "
		12.24	s		996 "
		f 12.30	s		1001 "
		12.40	s		1006 "
		f 12.45	s		1010 "
		f 12.50	s		1015 "
		f 12.59	s		1022 "
		1.07	s D		1024 "
		f 1.13	s		1029 "
		1.26	8.53		1036 "
		f 1.34	s		1041 "
		f 1.40	s		1046 "
		f 1.47	s		1052 "
		2.00	9.25	6.20	1058 Ar

NOTE—Motor Bus 3 arrives Ogden 12:10 p.m. Connecting Bus No. 3 for Bliss and points northwest leaves Ogden 1:20 p.m. See Union Pacific Schedules. Time Table Folder for Complete Schedules.

NOTE—Motor Bus 1 arrives Ogden 3:44 a.m. Connecting Bus No. 1 for Bliss and points northwest leaves Ogden 4:15 a.m. See Union Pacific Schedules. Time Table Folder for Complete Schedules.

Table No. 6
The Overland Route
See Tables Nos. 1 and 2 for complete schedules between Omaha and Green River

		Elevation	The Streamliner 2	Portland Rose 18 Daily	Pacific Limited 14 Daily	Motor Bus 2 Daily	Motor Bus 6 Daily
0 Lv	Chicago (Central Time)..... Ill.	Ar 590	9.30	8.42	8.45	11.00	11.45
485 Ar	Council Bluffs..... Iowa	Lv 983		8.45	9.15	7.50	8.20
488 Ar	Omaha..... Neb.	Lv 1033	1.45	8.30	8.55	7.30	8.00
0 Lv	St. Louis (WABASH)(C.T.)... Mo.	Ar 480		8.08			
414 Ar	Omaha..... Neb.	Lv 1033		8.30			
0 Lv	Omaha (UNION PACIFIC)..... Neb.	Ar 1033	1.35	8.00	8.30	6.00	7.00
144 "	Grand Island..... "	" 1864	11.30	4.35	5.18	1.30	3.07
186 "	Kearney..... "	" 2149		3.34	4.15	12.14	2.10
281 "	North Platte (Mountain Time)..... "	" 2802	8.43	12.38	1.23	8.30	10.40
405 "	Sidney..... Neb.	" 4091	6.59	10.10	11.00	5.31	7.41
507 Ar	Cheyenne..... Wyo.	Lv 6060	5.25	8.20	9.15	3.15	4.35
0 Lv	St. Louis (WABASH)(C. T.)... Mo.	Ar 480		2.00	9.55		
0 Lv	Kansas City (Union Pacific)..... Mo.	Ar 748		7.15	3.45		
640 Lv	Denver(M. T.)..... Colo.	Ar 5188		10.30	11.35	6.00	7.30
746 Ar	Cheyenne..... Wyo.	Lv 6060		Y	9.10	3.00	4.35
Ar 6060	Cheyenne..... Wyo.	Lv 6060	5.15	8.00	8.50	2.45	4.20
Lv 7151	Laramie..... "	Ar 563	3.55	6.18	7.10	1.19	2.54
" 6747	Rawlins..... "	" 6263	1.59	3.37	4.05	10.15	11.40
" 6083	Rock Springs..... "	" 6083	1.09	1.09	1.25	7.10	8.25
Ar 6083	Green River..... "	Lv 5271	11.50	12.45	1.02	6.15	7.30
Lv 5271	Green River 1, 2..... "	" 6373	11.49	12.25	12.30	6.15	7.30
" 6373	Granger 1, 2..... "	" 6507		11.40	11.35		
" 6669	Moxa..... "	" 6669		E	f 11.17		
" 6807	Nutria..... "	" 6807		E	f 11.04		
" 6885	Opal..... "	" 6885		E	f 10.48		
" 6913	Waterfall..... "	" 6913		E	f 10.31		
" 6638	Diamondville..... "	" 6638		E	f 10.23		
" 6525	Kemmerer..... "	" 6525		E	f 10.13		
" 6332	Fossil (Prehistoric animal remains)..... "	" 6332		E	f 9.50		
" 6201	Nugget..... "	" 6201		E	f 9.41		
" 6180	Sage..... "	" 6180		E	f 9.28		
" 6191	Beckwith..... "	" 6191		E	f 9.15		
" 6077	Pixley (Bear River)..... "	" 6077		E	f 9.06		
" 6036	Cokeville..... "	" 6036		E	f 8.58		
" 5972	Border..... "	" 5972		E	f 8.40		
" 5942	Pegram (Bear Lake to south)..... Idaho	" 5942		E	f 8.33		
" 5942	Dingle (Bear Lake Valley)..... "	" 5942		E	f 8.20		
Ar 5942	Montpelier 52 (To Bear Lake)..... "	Lv 5942		E	9.06	8.10	
Lv 5922	Montpelier..... "	Lv 5922		K	8.58	8.00	
" 5906	Pescadero..... "	" 5906		K	f 7.48		
" 5889	Georgetown..... "	" 5889		K	f 7.41		
" 5832	Cavanaugh..... "	" 5832		K	f 7.35		
" 5801	Manson..... "	" 5801		K	f 7.30		
" 5779	Rose..... "	" 5779		K	f 7.25		
" 5733	Soda Springs (Mineral Springs)..... "	" 5733		K	f 7.17		
" 5587	Alexander 55 (Bear River)..... "	" 5587		K	f 7.06		
" 5423	Talmage..... "	" 5423		K	f 6.56		
" 5381	Bancroft (Gentile Valley)..... "	" 5381		K	f 6.47		
" 5278	Kinport..... "	" 5278		K	f 6.38		
" 5148	Pebble (Portneuf River)..... "	" 5148		K	f 6.32		
" 5072	Blaser..... "	" 5072		K	f 6.21		
" 4929	Lava Hot Springs (Mineral Springs and Sanitarium)..... "	" 4929		K	f 6.17		
" 4752	Topaz..... "	" 4752		K	f 6.11		
" 4614	McCammion 20..... "	" 4614		K	f 6.02		
" 4525	Onyx..... "	" 4525		K	f 5.51		
" 4490	Inkom (Bannock Range to South)..... "	" 4490		K	f 5.46		
Lv 4463	Portneuf..... "	Lv 4463	7.15	6.40	5.30		
Ar 4463	Pocatello..... Mont.	Lv 4463		6.10	2.00		
Ar 6665	W. Yellowstone 20,48..... Idaho	Lv 6665		1.00	7.15		
Ar 6665	W. Yellowstone..... Idaho	Lv 6665		7.30	2.45		
Ar 4463	Pocatello..... Idaho	Lv 4463		2.15	9.40		
Ar 4251	Salt Lake City 20..... Utah	Lv 4251		11.20	9.55	11.20	
Lv 4463	Pocatello..... Idaho	Lv 4463		6.45	5.25	6.45	
Ar 4463	Pocatello (Portneuf River)..... "	Lv 4463	7.10	6.15	5.10	6.05	
Lv 4417	Bannock..... "	Lv 4417		G	f 5.33		
" 4337	American Falls (Falls in Snake River Dam, and Irrigation Prof.)..... "	" 4337		G	f 4.30	5.19	
" 4478	Coolidge..... "	" 4478		G	f 4.04		
" 4453	Quigley..... "	" 4453		G	f 4.58		
" 4401	Wapi..... "	" 4401		G	f 4.50		
" 4282	Minidoka 60..... "	" 4282		G	f 4.25		
" 4272	Kimama..... "	" 4272		T	f 3.17		
" 4080	Dietrich..... "	" 4080		T	f 2.50		
" 3970	Shoshone 64, 65 (Sun Valley)..... "	" 3970		T	f 2.35		
" 3718	Tunupa..... "	" 3718		T	f 2.14		
" 3576	Gooding (Wood River)..... "	" 3576		T	f 2.07		
" 3408	Fuller..... "	" 3408		T	f 1.57		
" 3265	Bliss 61..... "	" 3265		T	f 1.49		
" 3087	Ticeska..... "	" 3087		T	f 1.39		
" 2532	King Hill..... "	" 2532		T	f 1.24		
Lv 2562	Glenns Ferry..... Idaho	Lv 2562		2.38	1.15		

IMPORTANT NOTICE
Coach and Pullman tourist cars from the Portland Rose, trains 17 and 18, are carried on THE CHALLENGER between Chicago and Green River. Westbound Challenger leaves Chicago 10.20 p.m.

Footnotes for Pages 38 and 39

Ⓢ The Portland Streamliner makes five trips each way between Chicago and Portland each month; leaves Chicago on the 4th, 10th, 16th, 22nd and 28th; leaves Portland on the 1st, 7th, 13th, 19th and 25th. See page 6, for sailing dates and time at each passenger stop on the schedule. NO EXTRA FARE.

*Daily. †Daily except Sunday.

|| Meals.

(f) Stops only on signal.

■ Through sleeping car daily to and from West Yellowstone during Yellowstone season June 20 to Sept. 13.

• Connecting sleeping car service to and from West Yellowstone during Park Season June 20 to Sept. 13.

A Stops to let off paying passengers from Cheyenne and beyond; also to take for Spokane and Portland or beyond.

D Stops to take on paying passengers for McCammion and Pocatello or beyond.

E Stops to take on paying passengers for Cheyenne and beyond.

G Stops to let off paying passengers from Portland and Spokane or beyond.

H Stops to take on paying passengers for north of Umatilla.

K Stops to take paying passengers for stations east of Green River.

L Stops to let off paying passengers from east of Stanfield.

M Stops to let off paying passengers from north of Umatilla.

N Stops to let off paying passengers from Cheyenne or east, and from north of Umatilla.

O Stops to take on paying passengers for scheduled stopping points or for stations north of Pendleton or north of Umatilla.

P Stops to let off or take on paying passengers.

R See tables 11, 74 and 77.

S Stops to let off paying passengers from Cheyenne and east.

T Stops to let off paying passengers from Portland, Spokane or beyond; also to take paying passengers for Cheyenne and east.

U Stops to let off paying passengers from east of Huntington, and to take for Portland or north of Pendleton or Umatilla.

V Stops to let off passengers from Pocatello and beyond; also to take on for west of Huntington.

W Stops to take paying sleeping car passengers for Cheyenne and east.

X Train slows down.

Y For service between Denver and Cheyenne, see Table 18, page 43.

Z Stops only to let off or take on paying passengers.

● Motor bus operated over public highway. See General Information, page 2, for optional rail-motor bus ticketing arrangement.

Between Chicago, Omaha and Spokane, Portland, Tacoma and Seattle

WESTBOUND—Read Down										EASTBOUND—Read Up									
Motor Bus Daily	Motor Bus Daily		Pacific Limited 21 Daily	Portland Rose 17 Daily	The Streamliner 1	MILES	Table No. 6 (Continued) The Overland Route				Elevation	The Streamliner 2	Portland Rose 18 Daily	Pacific Limited 14 Daily			Motor Bus Daily	Motor Bus Daily	
10.17	1.35		6.28	1.55	●	1218	Lv	Glenns Ferry (M.T.) (Snake River)	Idaho	Ar	2562	●	2.30	1.07			3.52	5.37	
10.34	1.52		Z. A.	A. A.		1227	Lv	Hammett	"	Lv	2544	T					3.35	5.20	
11.09	2.27		V. 7.15	A. 2.42		1236	Lv	Reverse	"	"	3089	T							
			V. A.	A. A.		1246	Lv	Mountain Home	"	"	3148	T	1.50	12.28			3.05	4.50	
			V. A.	A. A.		1257	Lv	Cleft	"	"	3232	T							
			V. A.	A. A.		1263	Lv	Sunnyside	"	"	3179	T							
			V. A.	A. A.		1267	Lv	Orchard	"	"	3157	T							
			f 7.43			1267	Ar	Orchard	"	Ar	3157	T	f 11.59						
						1267	Lv	Owyhee	"	Ar	2971	T							
						1287	Lv	Mora	"	"	2775	T							
						1291	Lv	Kuna	"	"	2690	T							
						1301	Ar	Nampa 66,67 (To Payette Lake)	"	Lv	2489	T							
						1267	Lv	Orchard	"	Ar	3157	T	f 11.59						
						1293	Ar	Boise (Capital of Idaho)	"	Lv	2692	T	12.43	11.20			1.50	3.35	
						1293	Lv	Boise (Arrowrock Dam)	"	Ar	2692	T	12.33	11.03			1.30	3.15	
						1301	Lv	Meridian	"	"	2605	T	f 10.47				1.10	2.53	
						1312	Ar	Nampa 66	"	Lv	2489	T	12.08	10.30			12.52	2.35	
						1312	Lv	Nampa	"	Ar	2489	T	12.01	10.25			12.52	2.35	
						1316	Lv	Moss	"	Lv	2441	T							
						1321	Lv	Caldwell 68 (Boise River)	"	"	2375	T	11.45				12.32	2.15	
						1328	Lv	Notus	"	"	2326	T	f 10.03						
						1336	Lv	Parma	"	"	2231	T	f 9.53						
						1345	Lv	Nyssa 69 (Snake River)	Ore.	"	2186	T	9.45						
						1347	Lv	Arcadia	"	"	2178	T							
						1354	Lv	Ontario (Snake River)	"	"	2160	T	11.03	9.32			11.31	1.11	
						1358	Lv	Payette 71	Idaho	"	2154	T	10.50	9.23			11.15	12.55	
						1365	Lv	Crystal	"	"	2131	T							
						1371	Lv	Weiser	"	"	2121	T	10.25	9.05			10.48	12.28	
						1377	Lv	Eaton	"	"	2111	T							
						1385	Lv	Olds Ferry (Snake River)	"	"	2085	T							
						1394	Ar	Huntington 72 (Mountain Time)	Ore.	"	2116	T	9.55	8.35			10.05	11.20	
						1394	Lv	Huntington (Pacific Time)	"	Ar	2116	T	12.23	7.25			9.05	10.20	
						1415	Lv	Durkee (Burnt River)	"	Lv	2657	E	f 6.42				8.25	9.40	
						1428	Lv	Pleasant Valley	"	"	3746	E					8.05	9.20	
						1442	Lv	Baker (To Sumpter Valley)	"	"	3438	E	7.15	5.50			7.40	8.55	
						1452	Lv	Haines (Blue Mountains)	"	"	3336	E	f 5.29				6.55	8.40	
						1462	Lv	North Powder (Powder River Valley)	"	"	3251	E	f 5.15				6.40	8.25	
						1471	Lv	Telocaset	"	"	3449	E	f 5.00						
						1481	Lv	Union Jct. (Grande Ronde Valley)	"	"	2718	E	f 4.43				6.15	8.00	
						1485	Lv	Hot Lake (Hot Springs and Sanatorium)	"	"	2708	E	f 4.38				6.05	7.50	
						1494	Lv	La Grande 78	"	"	2788	E	5.55	4.25			5.50	7.35	
						1502	Lv	Hilgard (Grande Ronde River)	"	"	3008	E	f 3.53						
						1513	Lv	Kamela	"	"	4205	E	f 3.30				5.15	7.00	
						1519	Lv	Meacham	Blue Mountains	"	3680	E	f 3.14				5.00	6.45	
						1536	Lv	Duncan	"	"	2306	E	f 2.39						
						1547	Lv	Gibbon (Umatilla River)	"	"	1749	E	f 2.22						
						1557	Lv	Cayuse (Indian Reservation)	"	"	1414	E	f 2.09						
						1568	Ar	Pendleton 77 (Umatilla River)	"	Lv	1069	E	f 7.51	3.30	1.55	The Spokane 12-61 Daily	3.45	5.30	
						47	Ar	Walla Walla 75	Wash.	Lv	906	E			12.15		1.50	3.45	
						252	Ar	Spokane (R)	"	Lv	1895	E			6.00		8.30	11.00	
						1568	Lv	Pendleton (Scene of annual Roundup)	Ore.	Ar	1069	E	7.51	3.05	1.45	3.10	3.22	5.01	
						1572	Lv	Rieth	"	Lv	974	E			1.35				
						1585	Lv	Nolin	"	"	737	E							
						1592	Lv	Echo	"	"	641	E	f 1.05	f 2.34			2.34	4.23	
						1595	Lv	Stanfield	"	"	593	E	f 12.57	f 2.27			2.29	4.18	
						1600	Lv	Hinkle	"	"	610	E							
						1604	Lv	Hermiston (Umatilla River)	"	"	459	E			f 2.10		2.20	4.08	
						1610	Ar	Umatilla 74, 75 (Columbia River)	"	Lv	296	E			2.00		2.07	3.57	
						185	Ar	Spokane (R)	"	Lv	1895	E	9.45		9.45				
							Lv	Spokane (R)	"	Ar	1895	E			7.00				
						1610	Lv	Umatilla 76	"	Ar	296	E	Cut-off	Cut-Off	1.55		2.02	3.57	
						1603	Lv	Westland	"	Lv	577	E			f 1.21				
						1620	Lv	Boardman (Columbia River)	"	"	252	E	f 12.23				1.14	3.06	
						1635	Lv	Heppner Jct. 89	"	"	239	E					12.59	2.49	
						1646	Lv	Arlington 89, 90	"	"	225	E	1.15	11.47	12.49				
						1654	Lv	Blalock	"	"	217	E	f 11.34	H					
						1674	Lv	Rufus	"	"	174	E	f 11.09	H			11.46	2.07	
						1677	Lv	Grant	"	"	174	E		H					
						1680	Lv	Biggs 91	"	"	170	E	f 11.00	H			11.38	1.59	
						1687	Lv	Celilo (Celilo Falls and Canal)	"	"	159	E		H			11.23	1.45	
						1709	Ar	The Dalles (Mt. Hood to South)	"	"	98	E	12.01	10.30	11.45		11.05	1.28	
						1700	Lv	The Dalles (Columbia River Gorge)	"	Ar	98	E	11.55	10.25	11.40		10.55	1.20	
						1721	Lv	Hood River (Mt. Adams, no.)	"	Lv	100	E	11.20	9.41	11.05		10.06	12.34	
						1734	Lv	Wyeth	"	"	97	E	f 9.16	H			9.34	11.59	
						1741	Lv	Cascade Locks	"	"	101	E	f 9.07	H			9.19	11.44	
						1745	Lv	Bonneville (Bonneville Dam)	Columbia River Highway	"	51	E	f 8.59	H			9.06	11.25	
						1752	Lv	Oneonta (Oneonta Gorge)	"	"	42	E	f 8.48	H					
						1754	Lv	Multnomah Falls	"	"	44	E		H			8.48	11.09	
						1757	Lv	Bridal Veil (Bridal Veil Falls)	"	"	43	E	f 8.42	H					
						1761	Lv	Rooster Rock (Latourell Falls)	"	"	43	E		H					
						1768	Lv	Troutdale (Mt. St. Helens no.)	"	"	51	E		H					
						1784	Ar	Portland	Ore.	Lv	29	E	3.45	9.35	8.00	9.30	7.30	10.00	

Continued on following page

For equipment, see pages 12 to 18, inclusive. For explanation of reference marks, see page 38.

Between Portland, Tacoma and Seattle

All tickets over these lines are interchangeable and will be good on any train.

401 Daily Union Station		459 Daily Union Station		407 Daily Union Station		561 Daily Union Station		Miles		Table No. 6 Continued The Overland Route Pacific Time		Elevation		562 Daily Union Station		408 Daily Union Station		458 Daily Union Station		402 Daily Union Station	
11.30	4.20	1.00	8.35	0.0	Lv	Portland	Ore.	Ar	29	2.20	5.20	K9.20	6.30								
12.05	4.45	1.22	9.00	8.7	Lv	N. Portland	Wash.	Ar	47	1.55			6.05								
12.33			9.09	14.6	Lv	Vancouver	Wash.	Ar	47	1.45	4.57	8.51	6.00								
12.44			9.24	23.0	Lv	Felida		Ar	41	1.36			5.20								
1.04		H	9.34	28.4	Lv	Ridgefield		Ar	39	1.22			5.07								
N	N	N	9.48	37.5	Lv	Woodland		Ar	32	1.12			4.48								
1.26	5.36	2.12	10.06	48.4	Lv	Kalama		Ar	21	12.56	H		4.26								
f 1.34			10.12	51.4	Lv	Longview (N)		Ar	27	N	N	N	4.15								
1.47			10.22	52.6	Lv	Kelso		Ar	29	12.36	4.08	7.55	4.03								
			10.40	64.6	Lv	Ostrander		Ar	41	12.29			4.03								
f 2.08			10.52	67.2	Lv	Castle Rock		Ar	59	12.17			3.45								
2.23	O	H	11.04	73.7	Lv	Olequa		Ar	112				3.33								
f 2.40			11.17	80.0	Lv	Vader		Ar	142	11.59			3.21								
3.00	6.36	3.07	11.31	87.1	Lv	Winlock		Ar	306	11.49	H	V	3.04								
3.10	6.46	3.19	11.31	90.8	Ar	Napavine		Ar	441	11.39			2.53								
3.20	6.51	3.19	11.31	93.8	Lv	Chehalis		Ar	188	11.26	3.16	6.56	2.37								
f 3.32			11.43	98.1	Lv	Centralia		Ar	188	11.15	3.08	6.46	2.24								
			101.8		Lv	Centralia 93		Ar	188	11.10	3.08	6.41									
			101.8		Lv	Bucoda		Lv	255	10.58											
3.38	Via		11.49	101.8	Lv	Tenino			288	Via			2.16								
f 4.11	Prairie		12.02	109.8	Lv	East Olympia 94			219	Prairie		6.17	1.58								
	Line		12.20	120.3	Lv	Nisqually			85	Line			1.41								
				139.0	Ar	Tacoma			13												
4.27	Via		12.34	129.1	Lv	Steilacoom			15	Via											
f 4.40	Prairie		1.04	144.7	Ar	Sixth Avenue			15	Prairie		1.58	5.30	1.00							
5.05	Line				Ar	Tacoma			13	Line											
5.25	8.10	4.30	1.09	144.7	Lv	Tacoma 94		Ar	13	9.32	1.56	5.25	12.45								
5.41	D	S	L	152.6	Lv	Puyallup		Ar	50	T	E	B	12.24								
M	M	M	1.26	154.4	Lv	No. Puyallup		Ar	56	M	M	B	M								
5.47	D	S	P	154.4	Lv	Sumner		Ar	72	T	E	B	12.17								
6.02	D	S	P	161.5	Lv	Auburn		Ar	73	8.57	E	B	12.05								
6.13	D	S	P	166.5	Lv	Kent		Ar	43	U	E	B	R								
6.45	9.20	5.30	2.20	183.4	Ar	Seattle 94 (Union Depot)		Lv	15			K4.20									
					Ar	Seattle (King St. Sta.)		Wash.	15	8.20	1.00		11.30								

**Air-Conditioned
Comfort —
Fast Time —
Good Food —**

... three essentials of enjoyable travel available on Union Pacific trains.

Footnotes for Page 40

- (f) Stops on signal. ▲ Motor Bus.
- A No. 30 will hold, if necessary, till 11.00 a.m. for N. P. 288.
- B Stops to take paying passengers for Vancouver and beyond and to let off from points north of Seattle.
- D Stops to let off paying passengers from Vancouver and beyond and to take on for points beyond Seattle.
- E Stops to take paying passengers for south of Tacoma, and to let off from north of Seattle.
- H Stops on flag to take on or let off paying passengers to or from scheduled stops.
- K No. 18 holds 30 minutes at Portland for No. 458.
- L Via North Puyallup.
- M Via Puyallup.
- N Via Kelso. Bus service between Kelso and Longview every 20 minutes. Tickets to Longview honored to Kelso
- O Stops to let off paying passengers from Vancouver and beyond, and to take for Tacoma and north.
- P Stops to let off paying passengers from Tacoma and beyond, and to take for Seattle and beyond.
- R Stops to take paying passengers for Tacoma and south.
- S Stops to let off paying passengers from south of Tacoma and to take for points beyond Seattle.
- T Stops to take on paying passengers for points south of Tacoma and to let off from Seattle.
- U Stops to take on paying passengers for south of Tacoma.
- V Stops to let off paying passengers from Tacoma and north and to take for Vancouver and south.
- X Runs via Borie Cut-off.
- Y Train will stop for paying passengers.

Chicago-Omaha-Denver-Spokane (via PENDLETON)

21-Bus 68 Daily		17-62-12 Daily		Mls.		Table No. 8		Elevation		11-61-18 Daily		77-14 Daily	
10.30	10.15	0	Lv	Chicago (C.&N.W.) Ill.	Ar	590	8.42	8.45					
10.30	9.55	488	Ar	Omaha Neb.	Lv	1033	8.30	8.55					
	7.30	0	Lv	St. Louis (Wabash) Mo.	Ar	480	8.08						
	8.15	414	Ar	Omaha Neb.	Lv	1033	8.30						
11.00	10.25	0	Lv	Omaha (Union Pacific) Neb.	Ar	1033	8.00	8.30					
10.45	8.00	507	Ar	Cheyenne (M.T.) Wyo.	Lv	6060	8.20	9.15					
8.25	5.45		Lv	Denver Colo.	Ar	5188	10.30	11.35					
11.20	X		Ar	Cheyenne Wyo.	Lv	6060	X	9.10					
11.40	8.15	507	Lv	Cheyenne	Ar	6060	8.00	8.50					
1.19	9.57	563	Lv	Laramie	Ar	7151	6.10	7.03					
7.45	3.45	814	Lv	Green River	Ar	6083	12.25	12.30					
2.25	9.55	1058	Lv	Pocatello	Ar	4463	6.15	5.10					
8.30	3.55	1293	Lv	Boise	Ar	2692	12.43	11.20					
11.30	7.00	1934	Ar	Huntington (M.T.)	Ar	2116	9.55	8.35					
10.40	6.10	1934	Lv	Huntington (P.T.)	Ar	2116	8.45	7.25					
3.55	11.40	1568	Ar	Pendleton 74, 75 Ore.	Lv	1069	3.30	1.55					
45.00			Lv	Pendleton 76, 77	Ar	1069		1.50					
46.45			Lv	Walla Walla Wash.	Ar	906		12.15					
1000			Lv	Lewiston Ida.	Ar	1069		10.30					
1159			Ar	Spokane 74, 77 Wash.	Lv	1895		6.00					
12.13	0	Lv	Pendleton	Ore.	Ar	1069	3.10						
f12.47	24	Lv	Echo		Ar	641	f 2.34						
f12.54	27	Lv	Stanfield		Ar	593	f 2.27						
f 1.08	36	Lv	Hermiston		Ar	459	f 2.10						
1.20	42	Lv	Umatilla 74, 75, 76		Ar	296	2.00						
1.20	42	Lv	Umatilla		Ar	296	1.55						
2.15	70	Lv	Wallula 74, 75	Wash.	Lv		1.15						
3.10	70	Lv	Wallula		Lv		1.05						
4.20	123	Lv	Ayer		Lv		11.59						
Y	145	Lv	Hooper Jct.		Lv								
5.31	166	Lv	Marengo		Lv		11.00						
6.26	210	Lv	Cheney		Lv		10.11						
7.00	227	Ar	Spokane 74, 77		Lv	1895	9.45						

Chicago and St. Louis to Butte (via POCATELLO)

17-31 Daily		21-29 Daily		Mls.		Table No. 9		Elevation		32-14 Daily		30-18 Daily	
10.15	10.30	0	Lv	Chicago (C.&N.W.) Ill.	Ar		8.45	8.42					
7.30		0	Lv	St. Louis (Wab.) Mo.	Ar			8.08					
10.25	11.00	488	Lv	Omaha (U.P.) Neb.	Ar		8.30	8.00					
8.00	10.45	995	Ar	Cheyenne (M.T.) Wyo.	Lv		9.15	8.20					
4.05	1.28	0	Lv	St. Louis (Wab.) Mo.	Ar		9.55	2.00					
11.50	7.30	278	Lv	Kansas City (U.P.) Mo.	Ar		3.45	7.15					
5.45	8.25	918	Ar	Denver (M.T.) Colo.	Lv		11.35	10.30					
X	11.20	1024	Ar	Cheyenne Wyo.	Lv		9.10	X					
8.15	11.40	0	Lv	Cheyenne	Ar		8.50	8.00					
9.25	2.00	551	Ar	Pocatello	Lv		5.30	6.40					
1.40	2.15	0	Lv	Pocatello 20	Ar		2.00	6.10					
1.59	2.33												

Portland-Spokane

(via UMATILLA)

Read Down				Read Up	
The Spokane 12 Daily	Mls.	Table No. 11 (Pacific Time)		The Spokane 11-17 Daily	
9 30	0 Lv	Portland 6, 74	Ore.	Ar	7 35
D. 16	"	Troutdale	"	Lv	E.
D. 22	"	Rooster Rock	"	"	E.
D. 26	"	Bridal Veil	"	"	E.
D. 30	"	Multnomah Falls	"	"	E.
D. 31	"	Oneonta	"	"	E.
D. 39	"	Bonneville	"	"	E.
D. 43	"	Cascade Locks	"	"	E.
D. 50	"	Wyeth	"	"	E.
11 05	63	Hood River	"	"	5 40
D. 69	"	Mosier	"	"	E.
11 40	84	The Dalles	"	"	5 05
11 45	84 Lv	The Dalles	"	Ar	4 40
D. 96	"	Celilo	"	Lv	E.
D. 104	"	Biggs	"	"	E.
D. 107	"	Grant	"	"	E.
D. 109	"	Rufus	"	"	E.
D. 130	"	Blalock	"	"	E.
12 49	138	Arlington	"	"	3 26
D. 148	"	Heppner Jct.	"	"	E.
f 1 21	164	Boardman	"	"	E.
1 55	183	Umatilla	"	"	2 25
2 00	183 Lv	Umatilla	"	Ar	2 20
2 45	211	Wallula	Wash.	Lv	1 35
3 10	211 Lv	Wallula	"	Ar	1 05
	213	Attalia	"	Lv	K.
	220	Humorist	"	"	K.
	226	Ash	"	"	K.
	233	Page	"	"	K.
	250	Scott	"	"	K.
	257	Ruxby	"	"	K.
4 20	264	Ayer	"	"	11 59
H. 268	"	Chew	"	"	"
M. 285	"	Hooper Jct.	"	"	M.
H. 293	"	Ankeny	"	"	"
5 31	307	Marengo	"	"	11 00
6 26	351	Cheney	"	"	10 11
7 00	368	Spokane 6,74	Wash.	Lv	9 45

For through service from Spokane, Seattle, Tacoma and Portland to San Francisco and Los Angeles, see Page 26.

Salt Lake City-Portland-Seattle

(via POCATELLO)

Read Down				Read Up	
29-21 Daily	41-17 Daily	Table No. 12		18-30 Daily	14-42 Daily
(Mountain Time)					
8 30	11 20	Lv Salt Lake City 6,20	Utah	Ar	11 20
10 10	12 50	" Ogdén	"	Ar	10 10
10 46	1 25	" Brigham	"	Lv	9 38
11 30	2 13	" Cache Junction	"	"	8 55
1 00	4 10	" McCammon	Ida.	"	7 20
1 35	4 50	Ar Pocatello	"	Lv	6 45
(Mountain Time)					
2 25	9 55	Lv Pocatello	"	Ar	6 15
3 00	10 32	" American Falls	"	Lv	A. 4 30
3 45	11 25	" Minidoka	Gateway to Sun Valley	"	4 57
5 03	12 25	" Shoshone	"	"	3 55
5 25	12 45	" Gooding	"	"	3 27
5 40	1 03	" Bliss	"	"	A. 1 49
6 28	1 55	" Glenns Ferry	"	"	2 38
7 15	2 42	" Mountain Home	"	"	1 50
8 30	3 55	" Boise	"	"	12 43
9 08	4 30	" Nampa	"	"	12 08
9 23	4 46	" Caldwell	"	"	11 45
9 45	5 11	" Parma	"	"	A. f 9 53
9 55	5 22	" Nyssa	Ore.	"	A. 9 45
10 18	5 43	" Ontario	"	"	11 03
10 28	5 54	" Payette	Ida.	"	10 50
10 50	6 15	" Weiser	"	"	10 25
11 30	7 00	Ar Huntington (M.T.)	Ore.	"	9 55
10 40	6 10	Lv Huntington (P.T.)	"	Ar	8 45
12 06	7 35	" Baker	"	Lv	7 15
12 20	f 7 54	" Haines	"	"	A. f 5 29
12 34	f 8 12	" North Powder	"	"	A. f 5 15
1 35	9 15	" La Grande	"	"	5 55
3 55	11 40	Ar Pendleton	"	"	3 30
6 45		Ar Walla Walla	Wash.	Lv	12 15
1159	7 00	Ar Spokane	"	Lv	9 45
4 00	11 56	Lv Pendleton	Ore.	Ar	3 05
5 44	2 00	" Arlington	"	Lv	1 15
7 10	5 05	" The Dalles	"	"	12 01
7 43	5 40	" Hood River	"	"	11 20
f 8 24	A.	" Bonneville	"	"	A. f 8 59
9 40	7 35	Ar Portland	"	Lv	9 35
11 30	8 35	Lv Portland	"	Ar	9 20
5 05	1 04	Ar Tacoma	Wash.	Lv	5 30
6 45	2 20	Ar Seattle	Wash.	Lv	4 20

Sun Valley Lodge

Sun Valley, Idaho

NEW CENTER FOR SUMMER SPORTS

SEE INFORMATION ABOUT IT ON COVER OF THIS FOLDER

Footnotes for Page 41

- A Conditional stop; see table 6.
- D Stops to take paying passengers for north of Umatilla.
- E Stops to let off paying passengers from north of Umatilla.
- H Stops to let off paying passengers from points west of Ayer.
- K Stops to let off paying passengers from points east of Ayer.
- M Train will stop for paying passengers.
- Motor bus operated over public highway. See General Information, page 2, for optional rail-motor bus ticketing arrangement.

Figures opposite junction points refer to numbers of time tables showing diverging trains.

Time from 12.01 midnight to 12.00 noon shown in light face type; time from 12.01 noon to 12.00 midnight shown in heavy face type.



Here's a Foretaste of Your SUMMER VACATION

—and how you will enjoy it! Day-by-day descriptions of your vacation activities in such entrancing western wonderlands as Yellowstone, Zion-Bryce-Grand Canyon National Parks, Colorado, California—Old Mexico, the Pacific Northwest—Mt. Rainier—Canadian Rockies.

The cost? Surprisingly little, and you know to a penny what it is before you start. Moreover, an escort is with you all the way—you enjoy the company of congenial companions—travel in cool, air-conditioned trains—stop at the best hotels—and automobile sightseeing trips take you to the most-talked-of places.

Write today for your copy of "Summer Tours". It's free and involves no obligation. Use the coupon.

DEPARTMENT OF TOURS

CHICAGO AND NORTH WESTERN — UNION PACIFIC

JOHN C. POLLOCK, Manager, Department of Tours, Union Pacific—Chicago & North Western Lines, 400 West Madison Street, Chicago, Illinois.

Please send me SUMMER TOURS. I am interested in.....

(region)

Name.....
Address.....
City..... State.....

Between St. Louis, Kansas City, Topeka, Salina and Denver

WESTBOUND—Read Down

EASTBOUND—Read Up

Motor Bus 207 Daily	Motor 537 Daily	Mixed Passenger 333 Daily	The Stream-liner City of Salina 105 Daily	The Stream-liner City of Salina 99 Daily	Denver Limited 23 Daily	Pacific Limited 21 Daily	M I L E S	Table No. 17 The Overland Route		Elevation	Pacific Limited 24 Daily	Denver Limited 22 Daily	Oakley-Salina Local 370-170 Daily	The Stream-liner City of Salina 100 Daily	The Stream-liner City of Salina 106 Daily	Motor 538 Daily	Motor Bus 206 Daily	
																		Ar
			11.45 7.30	11.45 7.30	11.45 7.30	4.05 9.30	1.28 6.53	0	(Central Time)									
								278	Lv	Ar	9.55	2.00	7.30	9.55	9.55	7.30		
									Lv	Ar	4.25	8.30	11.55	4.25	4.25	11.55		
11.40 12.25			8.00 8.07 8.19 8.26 8.32 8.37 8.42 8.50 8.56	10.00 10.08	11.00 11.05	5.00 5.05	11.50 11.56	7.30	0	Lv	748	3.45	7.15	8.10	10.30	1.38	5.55	
									2	Ar	748	4.25	8.30	11.55	4.25	4.25	7.30	
									10	Lv	755	3.32	7.01	7.54	10.22	1.32	5.40	
									14	Ar	777	K	J				5.24	
									18	Ar	778	K	J				5.17	
									21	Ar	793	K	J	f 7.31			5.10	
									24	Ar	786	K	J				5.04	
									28	Ar	787	K	J				5.00	
									33	Ar	796	K	J				4.53	
1.35			9.08	10.59	11.42	5.42	12.45	8.15	40	Ar	810	K	J				4.46	
									46	Ar	825	2.45	6.16	7.01	9.46	12.56	4.35	6.35
									49	Ar	844	K	J				4.24	
									52	Ar	850	K	J				4.20	
									56	Ar	850	K	J	f 6.41			4.15	
									61	Ar	851	K	J				4.09	
									68	Ar	875	K	J				4.01	
									68	Lv	880	2.15	5.40	6.20	9.18	12.30	3.50	
									73	Lv	880	2.15	5.40	5.55	9.18		3.50	
									75	Lv	897	K	J				3.30	
									79	Lv	903	K	J					
									81	Lv	913	K	J	f 5.29			5.09	
									84	Lv	915	K	J					
									92	Lv	927	K	J	f 5.19			5.02	
									98	Lv	956	1.40	J L	5.11	H		4.52	
									105	Lv	958	K	J	f 5.01			4.45	
									112	Lv	987	1.23	H	f 4.50	f 8.38		4.37	
									119	Lv	991	K	J	f 4.40			4.28	
									126	Lv	1011	1.05	4.35	4.30	8.22		4.16	
									130	Lv	1032	K	J					
									136	Lv	1048	K	J	f 4.05				
									140	Lv	1062	12.38	M	3.58			3.55	
									146	Lv	1075	12.30	4.05	3.50	7.55		3.45	
									152	Lv	1095	K	J	f 3.33				
									159	Lv	1110	L K	J	f 3.26	G		Motor 532	
									164	Lv	1132	L K	J	3.17			3.21	
									172	Lv	1151	11.48	3.27	3.08	7.27		3.11	
									180	Lv	1169	11.27	J	2.50	G		2.59	
									187	Lv	1196	K	J	f 2.40				
									187	Ar	1223	11.05	2.55	2.30	7.00		D 2.35	
									187	Lv	1223	11.05	2.55	2.30	7.00			
									195	Lv	1268	K	J	f 1.40			2.25	
									201	Lv	1350	K	J	f 1.27			2.02	
									205	Lv	1428	K	J	f 1.20				
									207	Lv	1477	K	J	f 1.17				
									212	Lv	1548	K	J	f 1.10				
									217	Lv	1655	K	J	f 1.10				
									219	Lv	1582	K	J	12.50				
									224	Lv	1534	10.10	2.04	12.40			1.37	
									232	Lv	1564	K	J	12.08				
									240	Lv	1684	P	1.42	11.50			1.17	
									246	Lv	1726	K	J	11.38			1.09	
									253	Lv	1858	K	J	11.20				
									263	Lv	1825	9.20	1.15	11.00			12.50	
									267	Lv	1875	K	J	f 10.48				
									272	Lv	1909	K	J	10.38			12.39	
									276	Lv	1941	K	J	10.28			12.34	
									280	Lv	1915	P	J	10.20			12.29	
									285	Lv	1997	K	J	f 10.10				
									290	Lv	1994	8.47	12.42	10.00			12.15	
									295	Lv	2045	K	J	f 9.48				
									299	Lv	2072	K	J	f 9.40				
									303	Ar	2114	8.30	12.25	9.30			11.55	
									303	Lv	2114	7.07	11.15	8.15			10.25	
									308	Lv	2222	T		f 7.40				
									314	Lv	2377	f 6.43	T	f 7.20			10.10	
									322	Lv	2457	6.31	10.53	7.05			9.58	
									330	Lv	2551	T		f 6.35				
									336	Lv	2580	f 6.13	T	f 6.13			9.14	
									343	Lv	2665	f 6.04	T	f 5.52			9.30	
									351	Lv	2749	f 5.54	T	f 5.42			9.18	
									356	Lv	2814	f 5.47	T	f 5.30			9.10	
									365	Lv	2909	f 5.37	T	f 5.10			8.57	
									371	Lv	2987	T		f 4.55				
									377	Lv	3051	5.22	9.49	4.44			8.39	
									386	Lv	3182	T		f 4.14			8.28	
									394	Lv	3239	T		f 4.00				
									399	Lv	3324	f 4.57	f 9.24	f 3.48			8.12	
									408	Lv	3158	T		f 3.28				
									421	Lv	3312	T		f 3.08			7.45	
									430	Lv	3442	4.20	8.45	2.50			7.33	
									442	Lv	3843	J		f 2.16			6.46	
									453	Lv	4013	J		f 1.53			6.32	
									463	Ar	4280	3.31	f 8.01	1.35			6.20	

Continued on following page

Between St. Louis, Kansas City and Denver—Continued

Table No. 17 The Overland Route Mountain Time. WESTBOUND—Read Down and EASTBOUND—Read Up. Includes columns for Motor Bus 207, Mixed 333 Daily, Denver Limited 23 Daily, Pacific Limited 21 Daily, Mileage, Station, and Motor Bus 206.

Footnotes for pages 42 and 43. NOTE □—See tables 6 and 8 for detail schedules to Portland, Seattle and Spokane. NOTE ♦—See table 4 for detail schedules to San Francisco. NOTE ⊕—See table 3 for detail schedules to Los Angeles.

Between Denver, Cheyenne and Salt Lake City

Table No. 18 The Overland Route (Mountain Time). WESTBOUND—Read Down and EASTBOUND—Read Up. Includes columns for Motor Bus 3 Daily, Motor Bus 1 Daily, 3-319 Daily, Pony Express 37 Daily, Pacific Limited 21 Daily, Mileage, Station, and Motor Bus 6 Daily/Motor Bus 4 Daily.

Footnotes for pages 42 and 43 (continued). M Stops to let off paying passengers from Ellis and west to take on for Leavenworth and Kansas City. N Stops to take on sleeping car passengers for points beyond Granger.

Between Ogden and Salt Lake City

Table No. 19 (Mountain Time). Includes columns for 30, 5, 19, 103, 42, 717, 7, 37, 32, 21, Mileage, Station, and various time points.

Union Pacific Branch Lines

Council Bluffs—Omaha—Lincoln—Beatrice
Marysville—Topeka—Kansas City

Table 23 Central Time. Columns: Motor 527 Daily, Mixed 539-73, Mls., Table No. 23, Motor 528 Daily, Mixed 74, Motor 540 Daily, Motor 105 Daily. Rows: C. Bluffs Tr. Ia., Omaha, Valley 1, 2, Valley, Yutan, Mead, Wahoo, Weston, Touhy, Valparaiso 26, Valparaiso, Agnew, Raymond, Lincoln 35, Lincoln, Jamaica, Hanlon, Princeton, Portland, Pickrell, Beatrice 35, Beatrice, Holmesville, Blue Springs, Barneston, Oketo, Marietta, Hull, Marysville 34, Marysville 35, Winifred, Frankfort, Sullivan, Lillis, Duluth, Onaga, Aikins, Emmett, Delta, Grove, Menoken 17, Topeka 17, Topeka, Grantville, Newman, Perry, Williamstown, Lawrence 17, 36, Linwood, Bonner Spgs, Edwardsville, Kansas City, Kansas City Mo.

Council Bluffs—Omaha—Valparaiso—Central City

Table 26 Central Time. Columns: Mixed 539-73, Motor 75, Motor 527-547, Mls., Table No. 26, Motor 548-528, Mixed 76, Mixed 74. Rows: Council Bluffs (Trans.Sta.) Ia., Omaha, Valley 1, 2, 23, Valley, Yutan, Mead, Wahoo, Weston, Touhy, Valparaiso, Valparaiso 23, Loma, Brainard, Yanka, David City, Foley, Rising City, Shelby, Osceola, Stromsburg, Durant, Polk, Hordville, Heber, Central City 1, 2, Chapman, Grand Island 1, 2, 28, 29, 34.

Omaha — Columbus — Norfolk

Table 27 Central Time. Columns: Motor Bus 77, Mixed 129, Mixed 1035, Motor 529, Mls., Table No. 27, Motor 530, Mixed 78, Mixed 130, Motor Bus. Rows: Omaha, Columbus 1, 2, 24, 25, Oconee 24, 25, Platte Center, Tarnov, Humphrey, Peck, Madison, Enola, Warnerville, Norfolk.

Omaha — Grand Island — Ord

Table 28 Central Time. Columns: Mixed 83, Motor 535, Mls., Table No. 28, Motor 536, Mixed 84. Rows: Omaha, Grand Island 1, 2, 23, 26, 29, St. Libory, Dublin, St. Paul 29, Elba, Cotesfield, Scotia, North Loup, Ord.

Omaha—Columbus—Albion

Table 24 Central Time. Columns: Mixed 81, Motor 523, Mls., Table No. 24, Motor 524, Mixed 82. Rows: Omaha, Columbus 1, 2, 25, 27, Oconee 25, 27, Monroe, Genoa 25, Woodville, St. Edward, Boone, Albion.

Omaha—Columbus—Spalding

Table 25 Central Time. Columns: Mixed 521, Mixed 79, Mls., Table No. 25, Motor 522, Mixed 80, Mixed 180. Rows: Omaha, Columbus 1, 2, 24, 27, Oconee 24, 27, Monroe, Genoa 24, Kent, Merchiston, Fullerton, Belgrade, Cedar Rapids, Primrose, Spalding.

Omaha — Grand Island — Loup City — Pleasanton

Table 29 Central Time. Columns: Mixed 83-287, Motor 535-503, Mls., Table No. 29, Motor 504-536, Mixed 288-84. Rows: Omaha, Grand Island 1, 2, 26, 28, 34, St. Paul 28, Dannebrog, Kenyon, Boelus, Boelus, Nantasket, So. Ravenna, Poole, Pleasanton, Boelus, Rockville, Austin, Loup City.

* Daily. † Meals. ‡ Daily except Sunday. § Sunday only. † Daily except Saturday. A Nos. 73 and 74 arrive at and depart from Freight Station, therefore no baggage checked. (f) Stop only on signal. ^ Motor train. B Mondays, Wednesdays and Fridays only. E Tuesdays, Thursdays and Saturdays only. H Stops to take on or let off paying passengers. M Local freight train carrying passengers. ⊕ On days live stock is to be carried, train 82 runs about one hour later than schedule shown.

Union Pacific Branch Lines

Omaha — North Platte — So. Torrington

Mixed 57	Mixed 97	Mixed 53	Mls.	Table No. 31 Central Time		Mixed 54	Mixed 98	Mixed 58
OmahaNeb. Ar * 7.50 * 7.50								
North Platte 1, 2, 5 " " 8.05 9.45								
O'Fallons 1, 2..... " Ar 7.30 9.15								
Sarben..... " Lv 6.56 f 8.29								
Keystone..... " " 6.30 f 8.00								
Martin..... " " f 6.19 f 7.41								
Lemoyne..... " " f 6.11 f 7.30								
Belmar..... " " f 5.59 f 7.13								
Lewellen..... " " f 5.45 f 6.55								
Lutherville..... " " f 5.39 f 6.43								
Oshkosh..... " " f 5.25 f 6.28								
Lisco..... " " f 5.00 f 5.56								
Kuhn..... " " f 4.52 f 5.46								
Broadwater..... " " 4.38 f 5.31								
Northport..... " " 4.18 f 5.06								
South Bayard..... " " 4.00 f 4.43								
McGrew..... " " 3.52 f 4.34								
Melbeta..... " " 3.43 f 4.25								
Gering..... " " 3.30 * 4.10								
Haig..... " " 3.07								
South Mitchell..... " " 2.58								
South Morrill..... " " 2.43								
Lyman..... " " 2.30								
Huntley..... " " 2.11								
Yoder..... " " 1.55								
Yoder..... " " 1.55								
Veteran..... " " f 1.40								
Cottier..... " " f 1.20								
South Torrington..... " " * 1.10								
Yoder " " * 11.20								
Creighton..... " " f 10.49								
Hawk Springs..... " " 10.45								
Duroc..... " " f 10.30								
Wycross..... " " f 10.18								
Lagrange..... " " 10.12								
Tremain..... " " f 9.57								
Albin..... " " 9.31								
Lindbergh..... " " 9.17								
Egbert..... " " 8.55								
Cheyenne..... " " * 7.55								
Denver " " Colo. Lv								

Omaha — Kearney — Stapleton

Mixed 95	Motor 519	Motor 517	Mls.	Table No. 32 Central Time		Motor 518	Mixed 96
OmahaNeb. Ar * 3.10 * 7.50							
Kearney 1, 2, 33 " " f 10.00 f 9.20							
Glenwood Park..... " " f 9.21 f 8.25							
Riverdale..... " " 9.13 8.10							
Amherst..... " " 9.01 7.50							
Watertown..... " " f 8.49 f 7.30							
Miller..... " " 8.43 7.20							
Sumner..... " " 8.31 7.00							
Eddyville..... " " f 8.17 f 6.40							
Lomax..... " " f 8.09 f 6.15							
Oconto..... " " f 7.59 f 6.00							
Lodi..... " " f 7.46 f 5.42							
Callaway..... " " f 7.34 f 5.25							
Milldale..... " " f 7.19 f 5.06							
Finchville..... " " f 7.14 f 5.00							
Arnold..... " " 7.03 4.45							
Logan..... " " 6.49 f 4.26							
Gandy..... " " 6.36 f 4.08							
Stapleton..... " " * 6.30 f 4.00							

Hastings — Kearney

Motor Bus	Motor Bus	Motor Bus	Motor 519	Mls.	Table No. 33 Central Time		Motor 518	Motor Bus	Motor Bus
Hastings 34Neb. Ar f 11.55									
Newmarch..... " " f 11.39									
Hayland..... " " 11.30									
Denman..... " " 11.14									
Gibbon 1, 2..... " " 10.59 * 12.44 * 2.27									
Optic..... " " f 10.45									
Buda..... " " f 10.35									
Kearney 1, 2, 32 " " f 10.35 * 12.24 * 2.10									

* Daily. § Sunday only. ¶ Meals.

† Daily except Sunday.

‡ Daily except Saturday.

(f) Stop only on signal.

■ Local freight train carrying passengers.

■ Stops on flag to take on paying passengers.

Union Pacific Motor Buses operating over public highways. See General Information page 2, for optional rail-motor bus tickeng arrangement.

Time from 12.01 midnight to 12.00 noon shown in light face type; time from 12.01 noon to 12.00 midnight shown in heavy face type.

St. Joseph — Marysville — Grand Island

Motor 501 Daily	Mixed 543 Daily	Mls.	Table No. 34 Central Time		Motor 502 Daily	Mixed 544 Daily
St. JosephMo. Ar 5.00 3.00						
Elwood..... " " 7.40 1						
Wathena..... " " f 4.41 2.38						
Blair..... " " f 4.31 2.28						
Troy..... " " f 4.23 2.15						
Moray..... " " 8.24 19						
Stout..... " " f 8.30 22						
Severence..... " " 8.42 8.40 25						
Leona..... " " f 8.48 8.50 29						
Robinson..... " " f 9.05 34						
Manvil..... " " f 9.15 39						
Hiawatha..... " " 9.15 9.35 43						
Hamlin..... " " f 9.27 9.50 50						
Morrill..... " " f 9.35 10.00 54						
Sabetha..... " " f 9.50 10.25 61						
Price..... " " f 10.32 64						
Oneida..... " " 10.09 10.43 69						
Seneca..... " " 10.25 11.00 77						
Baileyville..... " " B 11.12 84						
Axtell..... " " 10.45 11.30 89						
Summit..... " " f 11.50 94						
Beattie..... " " 11.04 12.05 99						
Home..... " " B 12.20 105						
Carden..... " " f 12.29 109						
Marysville 23, 35..... " " 11.35 12.40 113						
Marysville..... " " 11.40 1.00 113						
Herkimer..... " " 11.50 1.20 118						
Bremen..... " " 12.01 1.30 123						
Hanover..... " " 12.10 1.43 128						
Spence..... " " f 1.52 133						
Hollenberg..... " " 12.25 2.02 137						
Steele City..... " " B 2.12 142						
Endicott..... " " 12.45 2.22 147						
Fairbury..... " " 12.58 2.40 153						
Powell..... " " B 2.56 161						
Alexandria..... " " B 3.06 167						
Belvidere..... " " B 3.20 177						
Carleton..... " " B 1.41 3.31 184						
Davenport..... " " B 3.45 191						
Sedan..... " " f 3.54 196						
Edgar..... " " 2.10 4.05 201						
Fairfield..... " " 2.23 4.20 209						
Anan..... " " f 4.28 214						
Glenvil..... " " f 4.36 218						
Level..... " " f 4.43 222						
Hastings 33..... " " f 5.05 227						
Farmer..... " " f 5.15 231						
Hansen..... " " f 5.25 235						
Doniphan..... " " 11.10 B 5.35 240						
Haspur..... " " f 5.41 243						
River..... " " f 5.45 245						
Schimmer..... " " f 5.49 248						
Grand Island 1, 2, 26, 28, 29..... " " f 12.01 3.55 6.00 252						

Lincoln — Beatrice — Marysville — Manhattan

Local Frt. #174	Motor 542	Mls.	Table No. 35 Central Time		Motor 541-105	Local Frt. #173
Lincoln 23Neb. Ar * 8.30 0						
Beatrice 23 " " * 9.31 40						
Marysville 23, 34Kan. Ar † 2.00 10.40 0						
Schroyer..... " " f 2.20 10.50 6						
Blue Rapids..... " " 2.45 11.04 13						
Irving..... " " 3.05 11.11 17						
Cleburne..... " " 3.35 11.28 27						
Randolph..... " " 3.55 11.37 33						
Garrison..... " " 4.15 11.49 39						
Stockdale..... " " f 4.35 11.58 45						
Manhattan 17 " " † 5.00 * 12.15 55						

Lawrence — Leavenworth

Mixed 172	Mls.	Table No. 36 Central Time		Mixed 171
Lawrence 17, 23Kan. Ar † 7.00 0				
Six Corners..... " " f 7.10 5				
Reno..... " " f 7.17 9				
Tonganoxie..... " " f 7.40 13				
Moore..... " " f 7.46 15				
Big Stranger..... " " f 7.50 17				
Hoge..... " " f 7.56 20				
Fairmount..... " " f 8.06 24				
Lansing..... " " 8.20 29				
Cochrane..... " " f 8.25 30				
LeavenworthKan. Lv † 8.45 34				

Union Pacific Branch Lines

Kansas City — Junction City — Concordia

Mixed 175	Motor 507	Mls.	Table No. (Central Time) 38		Motor 506	Mixed 176
* 7.30	* 5.00	...	Lv	Kansas City	Mo.	Ar *10.30
† 1.30	7.30	0	“	Junction City 17	Kan.	Ar 7.45 † 7.00
1.55	7.47	8	“	Alida	“	Lv 7.20 † 6.35
2.15	7.57	14	“	Millford	“	“ 7.10 † 6.20
2.35	8.08	19	“	Wakefield	“	“ 6.58 † 6.05
f 2.45	f 8.16	23	“	Gatesville	“	f 6.48 † f 5.52
f 2.57	8.25	28	“	Broughton	“	“ 6.40 † f 5.42
f 3.45	8.40	33	“	Clay Center	“	“ 6.30 † f 5.30
f 4.02	8.56	41	“	Idana	“	“ 6.15 † f 4.45
f 4.11	f 9.05	46	“	Browndale	“	“ f 6.05 † f 4.30
5.00	9.18	52	“	Miltonvale	“	“ 5.55 † 4.15
† 6.00	*10.00	73	Ar	Concordia	Lv	* 5.15 † 3.30

Kansas City — Salina — Solomon — Beloit

Mixed 166	Motor 532	Mls.	Table No. (Central Time) 39		Motor 531	Mixed 165
* 7.30	*10.00	...	Lv	Kansas City	Mo.	Ar * 3.45 * 8.10
† 12.30	† 4.15	0	“	Salina 17, 40, 41	Kan.	“ † 12.01 † 2.30
f 4.30	f 4.30	6	“	New Cambria 17	“	“ † 11.48
† 1.30	† 4.55	14	“	Solomon 17	“	Ar † 11.25 † 1.20
1.45	f 5.07	21	“	Niles	“	Lv 11.05 † 1.00
f 1.55	f 5.13	23	“	Verdi	“	“ † 10.57 † 12.50
2.15	f 5.25	29	“	Bennington	“	“ † 10.48 † 12.35
f 2.35	f 5.37	35	“	Lindsey	“	“ † 10.36 † 12.18
3.10	f 5.45	38	“	Minneapolis	“	“ † 10.30 † 12.10
f 3.30	f 5.56	43	“	Sumnerville	“	“ † 10.17 † 11.50
4.00	f 6.08	49	“	Delphos	“	“ † 10.07 † 11.35
4.30	f 6.23	56	“	Glasco	“	“ 9.52 † 11.15
5.00	f 6.35	61	“	Simpson	“	“ 9.41 † 10.55
5.20	f 6.42	64	“	Asherville	“	“ 9.35 † 10.48
† 8.00	† 7.00	72	Ar	Beloit	Lv	† 9.20 † 10.30

Kansas City — Salina — McPherson

Mixed 181	Mls.	Table No. (Central Time) 40		Mixed 182	
† 11.50	...	Lv	Kansas City	Mo.	Ar † 8.10
† 7.40	0	“	Salina 17, 39, 41	Kan.	Ar † 2.00
f 8.20	8	“	Mentor	“	Lv † 1.25
8.35	12	“	Assaria	“	“ † 1.10
f 8.45	16	“	Bridgeport	“	“ † 12.50
9.15	21	“	Lindsborg	“	“ † 12.31
f 9.28	27	“	Johnstown	“	“ † 12.09
f 9.40	30	“	Hilton	“	“ † 11.45
† 10.00	36	Ar	McPherson	Lv	† 11.30

Kansas City — Salina — Plainville — Oakley

Motor 533	Motor 545	Mixed 183-185	Mls.	Table No. (Central Time) 41		Mixed 534-184	Motor 186-546	Mixed 190
*10.00	11.50	...	Lv	Kansas City	Mo.	Ar * 7.15 * 3.45 * 3.45		
* 4.30	* 5.00	0	“	Salina 17, 39, 46	Kan.	Ar † 5.30 † 10.30 † 5.00		
f 4.40	f 5.18	6	“	Shipton	“	Lv † 4.53 † 10.10 † 4.20		
4.50	5.40	12	“	Culver	“	“ † 4.35 † 9.59 † 4.00		
5.02	6.00	19	“	Tescott	“	“ † 4.20 † 9.45 † 3.40		
5.12	6.20	24	“	Beverly	“	“ † 4.05 † 9.34 † 3.20		
5.16	f 6.30	27	“	Shady Bend	“	“ † 3.55 † 9.29 † 3.10		
5.30	7.00	34	“	Lincoln Center	“	“ † 3.30 † 9.14 † 2.50		
5.42	f 7.25	41	“	Vesper	“	“ † 3.05 † 9.02 † 2.35		
5.55	7.50	47	“	Sylvan Grove	“	“ † 2.50 † 8.50 † 2.20		
6.15	8.33	56	“	Lucas	“	“ † 2.25 † 8.33 † 1.55		
6.35	9.00	66	“	Luray	“	“ † 2.00 † 8.15 † 1.30		
6.46	9.20	72	“	Waldo	“	“ † 1.48 † 8.03 † 1.15		
7.02	9.45	79	“	Paradise	“	“ † 1.30 † 7.46 † 12.55		
7.20	10.10	87	“	Natoma	“	“ † 1.10 † 7.30 † 12.35		
7.38	10.30	95	“	Codell	“	“ † 12.50 † 7.14 † 12.15		
* 8.00	11.00	104	Ar	Plainville	Lv	† 12.35 † 7.00 † 11.55		
* 3.00	b 11.15	104	Lv	Plainville	Ar	* 12.30 † 2.30 † 11.00		
3.13	11.35	111	“	Zurich	“	“ † 12.08 † 1.40 † 10.25		
3.27	11.53	118	“	Palco	“	“ † 11.53 † 1.18 † 10.00		
3.35	12.20	123	“	Damar	“	“ † 11.42 † 1.00 † 9.40		
3.46	12.40	129	“	Bogue	“	“ † 11.28 † 12.40 † 9.15		
4.02	1.10	138	“	Hill City	“	“ † 11.12 † 12.15 † 8.50		
4.16	1.30	145	“	Penokee	“	“ † 11.00 † 11.50 † 8.30		
4.28	1.50	150	“	Morland	“	“ † 10.50 † 11.30 † 8.10		
4.38	2.10	155	“	Studley	“	“ † 10.40 † 11.00 † 7.50		
5.10	Local Frt. #154	170	“	Hoxie	“	“ † 10.10 † 10.10 † 7.00		
5.40	3.45	186	“	Menlo	“	“ † 9.35 † 8.35 † 6.10		
6.15	4.50	204	Ar	Colby	Lv	“ † 9.00 † 7.45 † 5.00		
6.15	† 3.00	204	Lv	Colby	Ar	“ † 9.00 † 7.15		
6.35	† 3.20	213	“	Mingo	“	“ † 8.40 † 6.30		
* 7.00	† 4.00	225	Ar	Oakley 17	Lv	* 8.20 † 6.00		

Denver — Boulder

Motor 505 Daily	Motor 509 Daily	Motor 511 Daily	Mls.	Table No. (Mountain Time) 42		Motor 512 Daily	Motor 510-11 Daily
		9.21	0	Lv	Denver	Colo.	Ar 4.15 11.44
		f 9.39	14	Lv	East Lake	“	Ar f 3.46 † 11.18
		f 9.44	18	Ar	Darlow	“	Lv f 3.39 † 11.12
		9.49	22	Ar	St. Vrain 43	“	Lv 3.32 11.05
3.18			22	Lv	St. Vrain	“	“ 3.32
3.26			26	Ar	Frederick	“	Ar 3.27
	11.10	9.49	22	Lv	St. Vrain	“	“ 3.18 11.04
	f 9.54	31	“	Ar	Parkdale Jct.	“	“ f 3.04 † 10.55
	11.20	9.59	34	“	Erie	“	“ 3.04 10.50
		f 10.02	36	“	Tabor	“	“ † 10.47
		f 10.07	39	“	Liggett	“	“ † 10.42
	f 11.35	f 10.14	44	“	Valmont	“	“ f 2.49 † 10.35
	11.46	10.25	48	Ar	Boulder	Lv	“ † 2.42 † 10.28

Denver — La Salle — Sterling — Ft. Collins

209 Daily	21-211 Daily	Table No. (Mountain Time) 43		210-11 Daily	212-334 Daily	
	8.25	0	Lv	Denver	Colo.	Ar 11.44 7.15
		14	“	East Lake	“	Lv † 11.18 f 6.33
	Via Brighton	18	“	Darlow	“	“ † 11.12
	See Table No. 18	22	“	St. Vrain 42	“	“ 11.05
	51	26	“	Frederick	“	Lv † 10.58 f 6.07
	8.45	28	“	Firestone	“	“ † 10.53 f 6.02
	10.20	30	“	Harney	“	“ † 10.48
	8.55	35	“	Gowanda	“	“ † 10.41
	10.35	51	Ar	La Salle 5, 18	Lv	“ † 10.20 5.27
	8.55	10.20	Lv	La Salle	Ar	“ 5.20
	f 8.58	10.35	“	Dent	“	“ 10.29 5.03
	f 9.05	f 10.39	44	“	Milliken	Lv † 10.24 f 4.59
	f 9.09	f 10.49	50	“	Koenig	“ † 10.16 f 4.51
	f 9.15	f 10.53	52	“	Kellm	“ † 10.12 f 4.48
	f 9.19	f 11.00	56	“	Boyd Lake	“ † 10.05 f 4.42
	f 9.25	f 11.05	59	“	Redmond	“ † 10.00 f 4.38
	9.35	f 11.10	62	“	Harmony	“ f 9.54 f 4.33
	D	11.20	68	Ar	Fort Collins	Lv 9.40 4.25
	D	D	Lv	Fort Collins	Ar	D
	D	D	Ar	Estes Park	Lv	D

Denver — Greeley — Briggsdale

Fr. 193	21-191 Mls.	Table No. (Mountain Time) 44		194-334	Fr. 194	
	* 8.25	0	Lv	Denver	Colo.	Ar * 7.15
	* 9.41	52	Ar	Greeley	Lv	* 5.05
c 9.45	b 9.45	0	Lv	Greeley 18, 45	Ar	b 12.45 c 12.25
c 10.05	b 10.05	6	“	Cloverly 45	Lv	Lv 12.25 c 12.05
See Table 45	f 10.18	10	“	Gill	“	“ † 12.12 See Table 45
	f 10.32	15	“	Barnesville	“	“ † 11.58
	f 10.44	19	“	Cornish	“	“ † 11.46
	f 10.58	23	“	Fosston	“	“ † 11.32
	b 11.10	28	Ar	Briggsdale	Lv	b 11.20

Denver — Greeley — Purcell

Fr. 193	Mls.	Table No. (Mountain Time) 45		Fr. 194		
	* 8.25	...	Lv	Denver	Colo.	Ar * 7.15
c 9.45	0	Lv	Greeley 18, 44	Ar	c 12.25	
10.05	6	Ar	Cloverly 44	Lv	Lv 12.05	
f 10.25	11	“	Galeton	“	“ † 11.45	
f 10.40	15	“	Camfield	“	“ † 11.30	
f 10.50	17	“	Meyer	“	“ † 11.20	
c 11.00	20	Ar	Purcell	Lv	c 11.10	

Saratoga and Encampment Valley R. R. Co.

Union Pacific	201 Mixed	Mls.	Table No. (Mountain Time) 46		202 Mixed	
Stages operating overpublichighway. See General information, page 2 for optional rail-motor bus ticketing arrangement.	b 4.40	0	Lv	Walcott 1, 2	Wyo.	Ar b 2.30
	f 5.00	7	“	Meads	“	“ † 2.10
	f 5.20	12	“	Overland	“	“ † 1.53
	f 5.45	21	“	Fish Hatchery	“	“ † 1.28
	f 6.10	24	“	Saratoga	“	“ † 1.16
	f 6.25	28	“	Dahlstrom	“	“ † 1.00
	f 6.31	30	“	Davis	“	“ † 12.52
	f 6.37	32	“	Days	“	“ † 12.46
	f 7.05	40	“	Canyon	“	“ † 12.18
	b 7.25	44	Ar	Encampment	Lv	b 12.01

* Daily. † Daily except Sunday. § Sunday only. ‡ Saturday only. (a) Daily except Saturday. (b) Monday, Wednesday and Friday. (c) Tuesday, and Thursday only. (d) Service only during Park summer travel season, June 1 to Sept. 20. (f) Stops only on signal. ▲ Motor train. ■ Local freight; carries passengers. □ Mixed Passenger train. || Meals.

Union Pacific Branch Lines

Salt Lake — Idaho Falls — W. Yellowstone

		■29-45 Daily	■41-35 Daily	Mls.	Table No. 48 (Mountain Time)		■46-32 Daily	■36-30 Daily
		8.30	11.20	0	Lv	Salt Lake City Ut.	Ar	7.10
		10.10	12.50	36	"	Ogden " " " "	"	11.20
		1.35	4.50	170	Ar	Pocatello	Ida.	Lv
		2.15	9.40	170	Lv	Pocatello	"	Ar
		3.42	10.55	221	Ar	Idaho Falls	Ida.	Lv
		3.55	11.05	0	Lv	Idaho Falls 20	Ida.	Ar
				3	"	Orvin	"	Lv
				8	"	Ucon	"	Lv
	f	4.20	11.30	14	"	Rigby	"	Lv
				18	"	Lorenzo	"	Lv
				21	"	Thornton	"	Lv
		4.38	11.55	26	"	Rexburg	"	Lv
				30	"	Sugar City	"	Lv
		4.53	12.13	37	"	St. Anthony	"	Lv
		5.10	12.35	51	"	Ashton 20, 54	"	Lv
				58	"	Warm Water	"	Lv
	f	6.30	2.00	86	"	Trude	"	Lv
	f	7.41	2.08	91	"	Big Springs	"	Lv
		8.30			"	W. Yellowstone	Ida.	Lv

(Western Entrance to Yellowstone National Park)

Salt Lake — Idaho Falls — Ashton — Victor

		■41-35 Daily	Mls.	Table No. 54 (Mountain Time)		■66 36-30 Daily
		11.20	0	Lv	Salt Lake City Utah	Ar
		12.50	36	"	Ogden " " " "	Ar
		4.50	170	Ar	Pocatello	Ida.
		9.40	170	Lv	Pocatello	"
		10.55	221	Ar	Idaho Falls	"
		11.05	221	Lv	Idaho Falls	"
		12.13	258	"	St. Anthony	"
		12.35	272	Ar	Ashton	Ida.
		1.00	0	Lv	Ashton 20, 48	Ida.
		1.04	2	"	Marysville	"
	f	1.12	6	"	Grainville	"
	f	1.17	9	"	Drummond	"
	f	1.26	13	"	France	"
	f	1.32	16	"	Lamont	"
	f	1.44	22	"	Judkins	"
		1.54	26	"	Felt	"
		2.06	30	"	Tetonia	"
		2.29	37	"	Driggs	"
		2.45	46	Ar	Victor	Ida.

(Western Entrance to Grand Teton National Park)

Ogden — Echo — Coalville — Park City

		Mixed 226	Mls.	Table No. 49 (Mountain Time)		Mixed 225
		6.30	0	Lv	Ogden Utah	Ar
		8.01	40	Ar	Echo " " " "	Ar
		9.00	40	Lv	Echo " " " "	Ar
		9.15	45	"	Coalville	"
	f	9.38	53	"	Wanship	"
		11.00	68	Ar	Park City	Ida.

Ogden — Brigham — Malad

		31-559 Daily	Mls.	Table No. 50 (Mountain Time)		560-19 Daily
		8.15	0	Lv	Salt Lake Utah	Ar
	▲	9.45	36	"	Ogden 1, 2, 19, 20, 48, 54	Ar
	f	9.57	41	"	Harrisville	Lv
	f	10.04	45	"	Hot Springs	Lv
	f	10.11	50	"	Willard	Lv
		10.30	0	"	Brigham 20	Ar
		10.45	6	"	Corinne	Lv
	f	10.52	10	"	Holmgren	Lv
	f	10.55	12	"	Evans	Lv
	f	10.59	14	"	Cropley	Lv
	f	11.02	16	"	Elwood	Lv
		11.10	18	"	Tremonton	Lv
		11.18	20	"	Garland	Lv
	f	11.24	23	"	Belmont	Lv
	f	11.54	37	"	Portage	Lv
		12.30	52	Ar	Malad	Ida.

Cache Junction — Logan — Preston

Motor Bus	Motor Bus	Motor Bus	31-553 Daily	Mls.	Table No. 51 (Mountain Time)		554-42 Daily	Motor Bus	Motor Bus	Motor Bus
*1.30	*12.30	*7.00	8.15	0	Lv	Salt Lake Utah	Ar	9.55	*1.55	*9.30
2.35	1.35	8.05	9.40	36	"	Ogden " " " "	Ar	8.45	12.45	8.00
			11.20	0	"	Cache Jet " " " "	Ar	7.10		
			11.37	9	"	Mendon	Lv	f 6.45		
3.55	2.50	9.20	11.48	14	"	Wellsville	Lv	f 6.36	11.25	6.35
			11.53	18	"	Hyrum	Lv	6.30		3.30
4.20	3.10	9.45	12.10	24	"	Logan	Lv	6.17	11.10	6.25
4.32	3.22	9.57	12.24	32	"	Smithfield	Lv	6.00	10.53	6.05
4.41	3.30	10.06	12.36	37	"	Richmond	Lv	5.49	10.43	5.55
			12.43	41	"	Webster	Lv	f 5.42		2.48
4.51	3.41	10.17	12.48	44	"	Franklin	Ida.	5.37	10.32	5.45
5.07	*3.55*	*10.31*	▲ 1.10	51	Ar	Preston	Lv	▲ 5.25	*10.20*	*6.35*

Montpelier — Paris

Motor Bus	Motor Bus	Mls.	Table No. 52 (Mountain Time)		Motor Bus	Motor Bus
9.00	5.45	0	Lv	Montpelier 6	Ida.	Ar
9.17	6.02	5	"	Ovid	"	Lv
9.30	6.15	10	Ar	Paris	"	Lv

Alexander — Grace

		Mixed 355	Mls.	Table No. 55 (Mountain Time)		Mixed 356
		8.50	0	Lv	Alexander 6	Ida.
		9.10	6	Ar	Grace	"

Blackfoot — Aberdeen — Mackay

		Mixed 309	Mixed 307	Mls.	Table No. 56 (Mountain Time)		Mixed 308	Mixed 310
	†	7.30	† 8.35	0	Lv	Blackfoot 20	Ida.	Ar
	f	7.45	f 8.50	5	Ar	Moreland	"	Lv
	f	7.49	f 8.55	7	"	Aberdeen Jet	"	Lv
			f 9.08	11	"	Rockford	"	Lv
			9.33	17	"	Pingree	"	Lv
			10.10	27	"	Sterling	"	Lv
			†10.45	35	"	Aberdeen	"	Lv
		7.49		2	Lv	Aberdeen Jet	"	Lv
		8.20		20	"	Taber	"	Lv
		8.56		35	"	Cerro Grande	"	Lv
		9.53		59	"	Arco	"	Lv
		10.16		67	"	Moore	"	Lv
		10.34		73	"	Darlington	"	Lv
		10.48		77	"	Leslie	"	Lv
		†11.15		85	Ar	Mackay	"	Lv

Idaho Falls — Orvin — St. Anthony

		Mixed 305	Mls.	Table No. 57 (Mountain Time)		Mixed 304
	b	7.20	0	Lv	Idaho Falls 20, 48, 58	Ida.
		7.40	3	"	Orvin	"
	f	7.46	5	"	Lincoln	"
		8.02	9	"	Iona	"
		8.30	19	"	Ririe	"
	f	8.43	24	"	Byrne	"
	f	9.05	31	"	Walker	"
	f	9.50	41	"	Newdale	"
	b	10.10	49	Ar	St. Anthony 48, 58	Ida.

Idaho Falls — Ucon — St. Anthony

		Mixed 303	Mls.	Table No. 58 (Mountain Time)		Mixed 306
	c	7.20	0	Lv	Idaho Falls 20, 48, 57	Ida.
	f	7.57	8	"	Ucon	"
	f	8.09	12	"	Grant	"
	f	8.21	16	"	Lewisville	"
		8.26	18	"	Menan	"
	f	9.11	37	"	Egin	"
	c	9.45	46	Ar	St. Anthony 48, 57	Ida.

* Daily. † Daily except Sunday. †† Meals. (b) Tuesday, Thursday, Saturday. (c) Monday, Wednesday, Friday. (f) Stops only on signal. *Motor train.
 ■ Operated only during Yellowstone and Grand Teton Parks travel season, June 20 to Sept. 13.
 ■ Union Pacific Stages Motor Buses operating over public highway. See General Information, page 2, for optional rail-motor bus ticketing arrangement.

Union Pacific Branch Lines

Minidoka—Oakley—Twin Falls—Buhl—Wells

41-571		41-17-339		41-571		564-18		340-572-30		566-572-30	
-565		563		-339		Mls.		Table No. 60		Mountain Time	
*11.20	9.55	*6.05	170	Lv	Salt Lake City	Utah	Ar	*11.20	*11.20	*11.20	
▲ 6.05	▲ 11.55	7.50	0	"	Pocatello	Ida.	"	6.15	*6.05	▲ 6.05	
f 7.50	f 12.09	f 8.05	8	"	Minidoka	"	"	▲ 8.50	f 4.20	f 4.20	
*8.20	12.25	8.20	14	Ar	Acequia	"	"	f 8.30	f 3.59	f 3.59	
Runs to Bliss; see table No. 61	12.35	8.31	20	Ar	Rupert 61	"	"	8.20	3.50	*3.50	
	12.45	8.39	22	Ar	Heyburn	"	"	8.05	3.30		
					Burley 62, 63	"	"	8.00	3.25		Runs from Bliss; see table No. 61
					Oakley 63	"	"				
					Starrh's Ferry	"	"	f 7.51	f 3.15		
					Milner	"	"	f 7.41	f 3.05		
					Murtaugh	"	"	f 7.28	2.52		
					Hansen	"	"	7.12	2.35		
					Kimberly	"	"	7.02	2.25		
					Twin Falls	"	"	6.50	2.15		
					Filer	"	"	6.34	1.55		
					Buhl	Ida.	Ar	*6.20	*1.40		
					Twin Falls	"	Ar				
					Godwin	"	"				
					Berger	"	"				
					Hollister	"	"				
					Rogerson	"	"				
					Delaplain	Nev.	"				
					Contact	"	"				
					Summer Camp	"	"				
					Melando	"	"				
					Wells	"	Lv				

Minidoka — Rupert — Bliss

Motor 565		Mls.		Table No. 61		Motor 566	
				Mountain Time			
*8.10		Lv	Minidoka 6, 60	Ida.	Ar	*4.05	
f 8.30		"	Acequia	"	"	f 3.49	
8.45		0	Rupert 60	"	"	3.40	
8.55		6	Paul	"	Lv	3.29	
9.36		24	Hazelton	"	"	2.53	
9.46		28	Eden	"	"	2.43	
10.27		48	Jerome	"	"	2.02	
10.47		57	Wendell	"	"	1.42	
*11.20		74	Bliss 6	"	Lv	*1.10	

Burley — Idaho

Mixed 389	Mixed 387	Mls.	Table No. 62		Mixed 388	Mixed 390	
				Mountain Time			
a 7.00	c 8.55	9	Lv	Burley 60, 63	Ida.	Ar	c 10.25
7.40	c 9.35	9	Ar	Declo	"	Lv	c 9.45
a 8.40		28	Ar	Idaho	"	Lv	a 8.50

Burley — Oakley

Mixed 337		Mls.		Table No. 63		Mixed 338	
				Mountain Time			
11.00		0	Lv	Burley 60, 62	Ida.	Ar	11.25
11.10		3	"	Beetville	"	Lv	11.16
11.28		5	"	Kenyon	"	"	11.58
11.47		16	"	Trout	"	"	11.39
11.51		18	"	Marion	"	"	11.35
12.05		22	Ar	Oakley 60	"	Lv	12.20

Shoshone — Ketchum — Sun Valley

U. P. Bus	U. P. Bus	Mixed 341	Mls.	Table No. 64		Mixed 342	U. P. Bus	U. P. Bus	
				Mountain Time					
4.00	1.00	6.30	0	Lv	Shoshone 6	Ida.	Ar	2.00	12.30
		7.07	15	"	Richfield	"	Lv	1.15	
		8.02	37	"	Picabo	"	"	11.59	
		8.40	52	"	Bellevue	"	"	11.05	
		8.56	57	"	Hailey	"	"	10.35	
5.30	2.30	9.30	69	Ar	Ketchum	"	Lv	10.00	10.30
									1.45

Richfield — Hill City

Mixed 347	Mls.	Table No. 65		Mixed 348		
		Mountain Time				
6.40	0	Lv	Shoshone 6	Ida.	Ar	2.15
7.22	15	"	Richfield 64	"	Ar	1.20
7.34	23	"	Rawson	"	Lv	1.00
8.17	37	"	Magic	"	"	12.18
8.39	47	"	Macon	"	"	11.51
9.02	55	"	Selby	"	"	11.17
9.20	59	"	Fairfield	"	"	11.10
10.00	73	Ar	Hill City	"	Lv	10.20

Nampa — Murphy

Motor 561	Mls.	Table No. 66		Motor 562		
		Mountain Time				
7.00	0	Lv	Nampa 6	Ida.	Ar	11.05
7.29	9	"	Bowmont	"	Lv	10.25
8.02	15	"	Melba	"	"	9.59
8.20	23	"	Warrens	"	Lv	9.37
8.55	30	Ar	Murphy	"	Lv	9.05

Boise — Nampa — Emmett — McCall

Mixed 21-385		Mls.		Table No. 67		Mixed 386-14	
				Mountain Time			
8.30		Lv	Boise	Ida.	Ar	11.03	
9.30	0	"	Nampa 6, 66	"	Ar	2.20	
9.55	9	"	Middleton	"	Lv	1.55	
10.10	19	"	Jennes	"	f	1.20	
10.25	22	"	Bramwell	"	f	1.05	
10.45	27	"	Emmett 71	"	"	12.50	
11.45	41	"	Montour	"	"	11.45	
12.15	50	"	Horseshoe Bend	"	"	11.25	
1.45	64	"	Banks	"	"	10.35	
3.25	83	"	Smith's Ferry	"	"	9.05	
f 4.05	93	"	Cabarton	"	f	8.30	
f 4.15	95	"	Belvidere	"	f	8.20	
f 4.55	99	"	Cascade	"	"	8.10	
6.05	115	"	Donnelly	"	"	7.35	
7.00	129	Ar	McCall	"	Lv	7.00	

Caldwell — Wilder

Mixed 361		Mls.		Table No. 68		Mixed 362	
				Mountain Time			
d 1.00	0	Lv	Caldwell 6	Ida.	Ar	d 3.10	
f 1.40	7	"	Greenleaf	"	Lv	f 2.30	
d 2.00	11	Ar	Wilder	"	Lv	d 2.10	

Nyssa — Homedale — Erb

Mixed 363		Mls.		Table No. 69		Mixed 364	
				Mountain Time			
e 8.45	0	Lv	Nyssa 6	Ore.	Ar	e 1.15	
f 9.15	7	"	Kingman	"	Lv	f 12.50	
f 9.20	8	"	Overstreet	"	"	f 12.40	
f 9.35	11	"	Adrian	"	"	f 12.30	
f 9.55	17	"	Napton	"	"	f 12.10	
f 10.10	21	"	McCoard	Ida.	"	f 11.55	
f 10.30	25	"	Homedale	"	"	f 11.45	
f 10.50	31	"	Claytonia	"	"	f 11.25	
e 11.00	33	Ar	Erb	"	Lv	e 11.15	

Ontario — Vale & Brogan; Vale — Crane & Burns

Mixed 373		Motor 569		Mls.		Table No. 70		Motor 570		Mixed 374	
						Mountain Time					
d 11.40	f 11.30	0	Lv	Ontario 6	Ore.	Ar	f 10.10	d 4.15			
f 11.50	f 11.39	4	"	Cairo	"	Lv	f 9.53	f 3.50			
f 12.05	f 11.52	10	"	Mallett	"	"	f 9.44	f 3.35			
12.15	12.05	16	Ar	Vale	"	"	9.35	3.25			
12.30		16	Lv	Vale	"	Ar		3.15			
f 12.55		24	"	Dennis	"	Lv		2.48			
f 1.01		27	"	Lancaster	"	"		2.40			
f 1.15		33	"	Jamieson	"	"		2.25			
d 1.40		39	Ar	Brogan	"	Lv		2.00			
	12.05	16	Lv	Vale	"	Ar	9.35				
	f 2.18	24	Ar	Hope	"	Lv	f 9.21				
	f 12.43	35	"	Little Valley	"	"	f 8.58				
	12.57	42	"	Harper	"	"	f 8.44				
f 1.38	62	"	"	Jonesboro	"	"	f 8.03				
f 2.02	74	"	"	Juntura	"	"	f 7.41				
f 2.30	87	"	"	Long	"	"	f 7.12				
f 2.45	93	"	"	Riverside	"	"	f 7.00				
f 3.20	110	"	"	Venator	"	"	f 6.27				
f 3.58	127	"	"	Crane	"	"	f 5.66				
f 4.10	133	"	"	Albritton	"	"	f 5.45				
f 4.20	138	"	"	Lawen	"	"	f 5.36				
f 4.45	151	"	"	Rodeo	"	"	f 5.16				
f 5.00	157	Ar	Burns	"	Lv	f 5.05					

NOTE

Pacific Time prevails in territory served by this Branch, but trains are operated under Mountain Time, as shown in this table. For equivalent in Pacific Time, figure one hour earlier.

Payette — Emmett

Mixed 377		Mls.		Table No. 71		Mixed 378	
				Mountain Time			
6.30	0	Lv	Payette 6	Ida.	Ar	2.45	
7.00	5	"	Fruitland	"	Lv	2.25	
f 7.10	7	"	Buckingham	"	"	2.06	
f 7.30	17	"	New Plymouth	"	"	1.55	
f 7.57	21	"	Letha	"	f	1.25	
8.20	23	Ar	Emmett 67	"	Lv	1.00	

Huntington — Blakes Junction — Robinette

Mixed 381		Mls.		Table No. 72		Mixed 382	
				Mountain Time			
10.45	0	Lv	Huntington 6	Ore.	Ar	3.55	
11.45	2	"	Blakes Jet.	"			

Union Pacific Branch Lines

Portland and Spokane Short Line

Mixed 78 Daily	62 Daily	12 Daily	Mls.	Table No. 74 (Pacific Time)		11-17 Daily	61 Daily
		9.30	0	Lv	Portland 6	Ore. Ar	7.35
	9.30	12.13		Lv	Pendleton	" Ar	3.10
	1.20	1.55	183	Ar	Umatilla 6, 76	" Lv	2.25
	1.20	2.00	183	Lv	Umatilla	" Ar	2.20
	2.15	2.45	210	Ar	Wallula 75, 76	Wash. Lv	1.35
	12.40	2.55	210	Lv	Wallula	" Ar	1.05
	f 3.02	3.10	213	Ar	Attalia 81	" Lv	f 12.28
	f 3.11		220	"	Humorist	"	"
	f 3.18		226	"	Ash	"	"
	f 3.26		233	"	Page	"	"
	f 3.45		250	"	Scott	"	"
	f 3.54		257	"	Ruxby	"	"
	2.06	4.05	264	Ar	Ayer	" Lv	11.59
	2.06	7.50	264	Lv	Ayer	" Ar	11.59
	8.00	c	268	Ar	Chew	" Lv	1.53
	8.30	c	279	Ar	Park	"	1.24
	8.45	v	286	"	Hooper Jct.	"	1.10
	9.05	c	293	"	Ankeny	"	12.50
	9.15	c	297	"	Mack	"	12.40
	9.25	c	302	"	Thavis	"	12.30
	10.03	c	307	"	Marengo	"	12.20
	10.14	c	313	"	Emden	"	11.56
	10.31	c	317	"	Ashby	"	11.48
	11.58	c	329	"	Palm Lake	"	11.38
	12.08	c	333	"	Wells	"	11.26
	12.25	c	341	"	Croskey	"	11.18
	12.35	c	346	"	Mason	"	11.04
	12.47	6.26	351	"	Geib	"	10.55
	1.04	c	358	"	Cheney	"	10.45
	1.14	c	362	"	Marshall	"	10.30
	8.05	7.00	368	Ar	Cowles	" Lv	10.20
	N1.30	7.00	368	Ar	Spokane 8, 11, 12, 77	" Lv	9.45

Portland — Wallula — Walla Walla

Mixed 78 Daily	12-345 Daily	Mls.	Table No. 75 (Pacific Time)		346-11 Daily	Mixed 78 Daily
	9.30	0	Lv	Portland	Ore. Ar	7.35
	12.13		Lv	Pendleton	" Ar	3.10
	1.55	183	Ar	Umatilla 6, 8, 11	" Lv	2.25
	2.00	183	Lv	Umatilla	" Ar	2.20
	2.45	210	Ar	Wallula 8, 74	Wash. Lv	1.35
	3.30	0	Lv	Wallula 76, 81	" Ar	11.50
	f 3.46	8	Ar	Reese	" Lv	f 11.20
	4.02	15	"	Touchet	"	11.05
	f 4.11	20	"	Lowden	"	10.55
	f 4.20	24	"	Whitman	"	10.45
	5.00	31	Ar	Walla Walla 77, 81, 82, 86	" Lv	10.30

Portland — Wallula — Lewiston — Moscow

Mixed 78 Daily	12-62 Daily	Mls.	Table No. 76 (Pacific Time)		61-11 Daily	
	9.30	0	Lv	Portland	Ore. Ar	7.35
	12.13		Lv	Pendleton	" Ar	3.10
	1.20	183	Ar	Umatilla 6, 74	" Lv	2.00
	1.20	183	Lv	Umatilla 75	" Ar	1.55
	2.15	210	Ar	Wallula 74, 75	Wash. Lv	1.15
	4.05	264	Ar	Ayer	" Lv	11.15
	4.05	0	Lv	Ayer 74, 83, 85	" Ar	11.10
	4.30	13	Lv	Tucannon	" Ar	10.40
	5.15	17	Ar	Riparia 77, 85	" Lv	10.30
	5.20	0	Lv	Riparia (C.P.R.R.)	" Ar	10.00
	7.40	72	Ar	Lewiston 85	Ida. Lv	7.40
	12.04		Ar	Grangeville 85	" Lv	12.27
	12.30		Ar	Stites 85	" Lv	12.53
	5.15	17	Lv	Riparia	" Ar	10.30
	6.09	41	"	La Crosse 77, 86	" Lv	9.30
	6.29	52	"	Winona	"	9.10
	7.25	77	Ar	Colfax 77, 86	" Lv	8.20
	7.25	77	Lv	Colfax 84	" Ar	8.10
	f 7.38	82	"	Risbeck	" Lv	f 7.57
	f 7.52	87	"	Shawnee	"	f 7.43
	8.00	90	"	Albion	"	7.35
	8.20	96	"	Pullman	"	7.20
	8.45	105	Ar	Moscow 84	Ida. Lv	7.00

Pendleton — Walla Walla — La Crosse — Spokane

Motor Bus 2-68	Motor Bus 66	Motor Bus 16-62	18-78 Daily	Mls.	Table No. 77 (Pacific Time)		77-21 Daily	Motor Bus 69-3	Motor Bus 61-5	Motor Bus 65-1
* 7.30		* 11.59	9.35	0	Lv	Portland	Ore. Ar	9.40	* 4.05	* 11.20
3.22		7.25	3.05	225	Ar	Pendleton	" Ar	4.00	8.30	3.35
5.00	* 12.30	8.30	9.30	0	Lv	Pendleton 6	" Ar	1.50	8.15	3.20
				8	"	Havana	" Lv			
				11	"	Blakeley	"			
5.28	12.58	8.55	9.58	13	"	Adams	"	1.19	7.45	2.45
5.40	1.10	9.05	10.07	18	"	Athena	"	1.11	7.34	2.40
5.50	1.16	9.10	10.16	22	"	Weston	"	1.04	7.28	2.35
6.15	1.38	9.34	10.52	37	"	Milton Freewater	"	12.35	7.08	2.10
6.45	* 2.00	* 10.00	11.15	47	Ar	Walla Walla	" Ar	* 12.15	* 6.45	* 1.50
				47	Lv	Walla Walla	" Ar			
				67	Ar	Prescott 82	" Lv	11.31		
				72	Lv	Bolles 82	"	f 11.22		
				95	"	Starbuck 83	"	10.35		
				99	"	Tucannon	"	10.21		
				104	Ar	Riparia 76, 85	" Lv	10.11		
					Ar	Lewiston	Ida. Lv	7.40	* 10.30	
				104	Lv	Riparia	Wash. Ar	10.11	10.30	
				117	Ar	Hay	" Lv	9.47	9.51	
				128	"	La Crosse 76	"	9.29	9.30	
				138	"	Winona	"	9.13	9.10	
				144	"	Endicott	"	9.04	9.00	
				155	"	Diamond	"	8.47	f 8.40	
				164	"	Colfax 76, 86	"	8.30	8.20	
				176	"	Elberton	"	8.05		
				182	"	Garfield	"	7.56		
				191	"	Farmington	"	7.40		
				203	"	Tekoa 88	"	7.20		
				210	"	Latah	"	f 7.06		
				218	"	Fairfield	"	6.53		
				225	"	Rockford	"	f 6.42		
				230	"	Manito	"	6.35		
				233	"	Freeman	"	f 6.30		
				236	"	Mica	"	f 6.26		
				242	"	Chester	"	f 6.17		
				245	"	Dishman	"	f 6.12		
				252	Ar	Spokane 8	" Lv	6.00		5.00

Portland — La Grande — Joseph

Mixed 18-304 Daily	Mixed 305-17 Daily	Mls.	Table No. 78 (Pacific Time)	
9.35	7.35	0	Lv	Portland
5.45	9.15	299	Ar	La Grande
6.15	4.15	0	Lv	La Grande 6
f 6.25	f 3.50	3	"	Island City
f 6.37	f 3.30	8	"	Alicel
6.47	3.20	12	"	Imbler
7.15	2.55	21	"	Elgin
7.47	2.15	34	"	Looking Glass
f 8.04	f 1.58	41	"	Vincent
8.20	1.42	47	"	Minam
9.00	1.10	60	"	Wallowa
9.17	1.25	68	"	Lostine
10.00	12.30	78	"	Enterprise
10.15	11.30	84	Ar	Joseph

Weiser — New Meadows

Motor 557	Mls.	Table No. 79 (Pacific Time)		Motor 558
9.45	0	Lv	Weiser 6	Ida. Ar
10.16	12	"	Presley	" Lv
11.02	32	"	Midvale	"
11.26	41	"	Cambridge	"
11.49	50	"	Goodrich	"
12.20	60	"	Council	"
12.36	67	"	Fruitvale	"
f 12.44	69	"	Starkey	"
f 12.52	72	"	Glendale	"
f 1.15	80	"	Woodland	"
1.20	82	"	Tamarack	"
1.40	90	Ar	New Meadows	" Lv

Ship
and
Travel
by
Rail

* Daily.
† Daily except Sunday.
‡ Meals.
A Stops to let off paying passengers from points east of Ayer.
C Stops to let off paying passengers from points west of Ayer.
f Stops only on signal.
N Arrives at and departs from West Spokane.
• Mixed trains between Pendleton and Walla Walla.

§ See table 76 for complete schedule of trains 61 and 62.
V Train will stop for paying passengers.
● Motor Bus operating over public highway. See General Information, page 2, for optional rail-motor bus ticketing arrangement. Time from 12:01 midnight to 12:00 noon shown in light face type. Time from 12:01 noon to 12:00 midnight shown in heavy face type. Figures opposite junction points refer to number of time tables showing diverging trains.

Union Pacific Branch Lines

Portland — Wallula — Kennewick — Yakima

Motor Bus	Motor Bus	12-346-592 Daily	Mls.	Table No. Pacific Time 81	591-345 Ex. Sun.	595-345 -11-17 Sunonly	Motor Bus	Motor Bus
		9.30 2.45	0	Lv Portland Ore. Ar	7.35	7.35		
			211	Ar Wallula 11, 74 Wash. Lv	1.35	1.35		
		12.13 2.15	0	Lv Pendleton Ore. Ar	3.10	3.10		
			0	Ar Wallula Wash. Lv	1.15	1.15		
*8.55 9.40	*2.00 2.47	10.30 11.50	0	Lv Walla Walla 6, 82 Ore. Ar	5.00	5.00	*12.10	*5.55
			31	Ar Wallula 74 Wash. Lv	3.30	3.30	11.23	5.05
9.40	2.47	▲ 3.25	0	Lv Wallula " Ar	▲ 12.10	▲ 12.10	11.23	5.05
		f 3.35	3	" Attalia 74 " Lv	11.59	11.59		
		f 3.41	6	" Two Rivers " " "	f 11.52	f 11.45		
		f 3.46	9	" Villard " " "	f 11.44	f 11.38		
10.21	3.26	4.05	16	" Kennewick " " "	11.30	11.15	10.42	4.27
			23	" Leslie " " "				
			29	" Ledbeder " " "				
			34	" Acton " " "				
		4.50	39	" Benton City " " "	10.40	10.10		
D1114	D4.15	f 5.18	53	" North Prosser " " "	f 10.14	f 9.30	D9.55	D3.29
11.28	4.30	f 5.33	60	" Grandview " " "	9.59	9.12	9.40	3.15
		5.44	66	Ar Midvale " Lv	9.45	8.56		
11.40	4.45	5.53	69	" Sunnyside Wash. Ar	9.35	8.46	9.25	3.00
11.50	4.50	5.56	69	Lv Midvale " Lv	9.32	8.43	9.20	2.52
		f 6.13	70	" Emerald " Lv	f 9.23	f 8.33		
		f 6.27	76	" Granger " " "	f 9.04	f 8.07	9.04	2.34
12.05	5.08	6.39	79	" Boone " " "			8.59	2.29
		6.46	84	" Zillah " " "	8.54	7.53	8.54	2.25
12.13	5.18	6.53	87	" Buena " " "	8.46	7.45	A.	A.
A.	A.	f 6.59	89	" Sawyer " " "	f 8.40	f 7.37	A.	A.
		6.00	93	" Donald " " "	8.35	7.30	8.17	1.48
		6.15	101	Ar Parker " Lv	▲ 8.10	▲ 7.00	8.12	1.43
* 1.05	* 6.15	▲ 7.30	101	Ar Yakima " Lv	▲ 8.10	▲ 7.00	* 8.00	* 1.30

Portland — Lewiston — Stites — Grangeville

		12-62-74-324-344 Daily	Mls.	Table No. Pacific Time 85	343-323-73-61-11 Daily		
		9.30	0	Lv Portland Ore. Ar	7.35		
		12.13		Lv Pendleton " Ar	3.10		
		1.20	0	Lv Umatilla Ore. Ar	2.20		
		2.55	0	Lv Wallula Wash. Ar	1.05		
		4.05	47	Lv Ayer " Ar	11.10		
		5.15	281	Ar Riparia " Lv	10.30		
		No. 74		Camas Prairie R. R.			
		▲ 5.20	0	Lv Riparia 76, 77 " Ar	No. 73		
		f 5.45	15	" Central Ferry " Lv	▲ 10.00		
		f 6.01	24	" Penawawa " " "	f 9.17		
		f 6.13	29	" Swift " " "	f 9.00		
		6.25	36	" Almota " " "	f 8.51		
		f 6.38	42	" Interior " " "	f 8.40		
		f 6.41	43	" Wawawai " " "	f 8.29		
		f 6.43	44	" Crum " " "	f 8.27		
		f 6.49	48	" Truax " " "	f 8.25		
		f 6.53	50	" Bishop " " "	f 8.20		
		f 7.03	55	" Indian " " "	f 8.16		
		f 7.15	62	" Moses " " "	f 8.08		
		f 7.24	66	" Wilma " " "	f 7.58		
		▲ 7.40	72	Ar Lewiston Ida. Lv	▲ 7.52		
		9.00	0	Lv Lewiston Ida. Ar	4.27		
		f 9.21	9	" North Lapwai " Lv	f 4.03		
		9.22	10	" Spalding " " "	f 4.00		
		9.30	14	" Arrow " " "	f 3.50		
		9.58	27	" Lenore " " "	f 3.24		
		10.13	34	" Peck " " "	f 3.10		
		10.35	43	" Orofino " " "	2.51		
		11.05	51	" Greer " " "	2.25		
		f 11.26	58	" Pardee " " "	f 1.58		
		11.50	65	" Kamiah " " "	f 1.33		
		12.20	73	" Kooskia " " "	f 1.03		
		12.30	76	Ar Stites " Lv	12.53		
		8.30	72	Lv Lewiston 76 " Ar	4.00		
		f 8.51	81	" North Lapwai " Lv	f 3.40		
		8.52	82	" Spalding " " "	f 3.35		
		9.01	86	" Fort Lapwai " " "	f 3.26		
		f 9.08	88	" Sweetwater " " "	f 3.19		
		f 9.21	92	" Jacques " " "	f 3.06		
		9.31	94	" Culdesac " " "	f 2.58		
		10.17	108	" Reubens " " "	f 2.16		
		f 10.28	112	" Craig Jet. " " "	f 2.05		
		10.39	117	" Craigmont " " "	f 1.54		
		10.57	125	" Ferdinand " " "	f 1.34		
		11.16	133	" Cottonwood " " "	f 1.15		
		11.39	142	" Fenn " " "	12.52		
		12.04	149	Ar Grangeville 76 " Lv	12.27		

Pendleton — Walla Walla — Bolles — Dayton

		366 Freight	78 Daily	Mls.	Table No. Pacific Time 82	77 Daily	365 Freight
			9.30	0	Lv Pendleton 6 Ore. Ar	1.50	
			11.15	47	Ar Walla Walla Wash. Lv	12.15	
		11.20		0	Lv Walla Walla " Ar	12.10	5.00
		12.38		21	" Prescott 77 " Lv	11.31	4.00
		12.50		25	Ar Bolles 77 " Lv	11.22	3.45
		12.50		25	Lv Bolles " Ar		3.45
		12.59		29	" Waitsburg " " "		3.34
		1.05		31	" Huntsville " " "		3.26
		1.14		35	" Long " " "		3.16
		1.25		38	Ar Dayton " Lv	3.05	
				50	Ar Turner " Lv		

Portland — Ayer — Pomeroy

		11-12 Daily	Mls.	Table No. Pacific Time 83	61-11-12 Daily		
		9.45	0	Lv Spokane Wash. Ar	7.00		
		11.59	104	Ar Ayer 74, 76 " Lv	4.20		
		9.30	0	Lv Portland " Ar	7.35		
		4.05	264	Ar Ayer " Lv	11.15		
	Mixed 356	4.05	0	Lv Ayer " Ar	11.10	Mixed 355	
	Ex. Sun.	f 4.12	3	" Rifton " Lv	f 10.54	355 Ex. Sun.	
		f 4.30	12	" Tucannon " " "	10.40		
		5.05	13	" Tucannon " " "	10.25		
		5.30	17	" Starbuck " Ar	9.40	8.05	
	f 5.55	5.50	25	" Delaney " " "	9.10	f 7.37	
	f 6.05	6.00	28	" Jackson " " "	9.00	f 7.26	
	f 6.15	6.05	32	" Chard " " "	8.50	f 7.16	
	f 6.25	6.10	34	" Dodge " " "	8.40	f 7.10	
	f 6.35	6.20	36	" Houser " " "	8.25	f 7.01	
	f 6.52	6.25	42	" Zumwalt " " "	8.15	f 6.44	
	7.15	6.40	47	Ar Pomeroy " Lv	8.00	6.30	

Spokane — Colfax — Moscow

Bus	77-Bus	62	Mls.	Table No. Pacific Time 84	61	Bus	Bus
	* 6.00		0	Lv Spokane 11, 74, 77 Wash. Ar			
	* 8.30		88	Ar Colfax " Lv			
* 550	* 905	* 7.25	0	Lv Colfax 76, 77 " Ar	* 8.10	* 545	* 815
		f 7.38	5	" Risbeck " Lv	f 7.57		
		f 7.47	8	" Parvin " " "	f 7.48		
		f 7.52	10	" Shawnee " " "	f 7.43		
		8.00	13	" Albion " " "	7.35		
6.15	9.35	8.20	19	" Pullman " " "	7.20	5.20	7.45
* 635	* 1000	* 8.45	28	Ar Moscow 76 Ida. Lv	* 7.00	* 500	* 715

Pendleton — Walla Walla — La Crosse — Spokane

		78 Daily	Mls.	Table No. Pacific Time 86	77 Daily		
		9.30	0	Lv Pendleton Ore. Ar	1.50		
		11.25		" Walla Walla Wash. Ar	12.10		
		12.40		" Wallula " Ar			
		f 2.45		" Hooper Jct. " Lv			
No. 371, freight train carrying passengers leaves La Crosse Saturday nights irregular schedule. Consult agent.				" Connell " " "			
				" Sulphur " " "			
				" Kahlotus " " "			
				" McAdam " " "			
				" Washtucna " " "			
				" Hooper " " "			
		f 2.45		" Hooper " " "			
		3.18		" Pampa " " "			
				" La Crosse " " "	9.29		
		4.36		" Colfax " " "	8.30		
		8.05	Ar	" Spokane " Lv	6.00		

* Daily. † Daily except Sunday.

■ Local Freight; carries passengers.

● Leaves uptown station.

⊞ Union Pacific Stages Motor Bus operating over public highway. See General Information, page 2, for optional rail-motor bus ticketing arrangement. Buses operate only thru towns where time is shown.

(A) Buses operate via these stations only when passengers originate or are destined beyond Walla Walla; consult agent.

(D) Time shown is for Prosser. ⊞ Mixed Train.

(f) Stops only on signal.

♦ Motor Bus. ▲ Motor Train. || Meals.

Time from 12.01 noon to 12.00 midnight shown in heavy face type.
Time between 12.01 midnight and 12.00 noon shown in light face type.

Union Pacific Branch Lines

Spokane — Wallace

		Motor 585 Daily	Mls.	Table No. 88 (Pacific Time)		Motor 586 Daily
		7.25	0	Lv	Spokane 11, 74, 77. Wash.	6.50
	f	8.13	22	Ar	Manito 77. " "	6.06
		9.05	50	Ar	Tekoa. " "	5.15
		9.15	0	Lv	Tekoa. " "	5.10
	f	9.28	7	Ar	Lovell. " "	4.54
			12		Watt. " "	
		9.53	15		Plummer. Ida.	4.28
	f	10.06	23	Ar	Chatcolet. " "	3.58
		10.24	31		Harrison. " "	3.40
		10.31	34		Springston. " "	3.32
		10.39	38		Black Lake. " "	3.23
		10.47	41		Medimont. " "	3.17
		10.55	45		Lane. " "	3.08
		11.03	49		Rose Lake. " "	3.01
		11.09	52		Dudley. " "	2.55
		11.20	58		Cataldo. " "	2.45
		11.31	63		Enaville. " "	2.36
		11.50	69		Kellogg-Wardner. " "	2.20
		12.11	76		Osburn. " "	2.08
	f	12.25	80	Ar	Wallace. " "	2.00

Portland — Heppner Jct. — Heppner

		Mixed 18-330	Mls.	Table No. 89 (Pacific Time)		Mixed 329-17	Mixed 331-17
		9.35	0	Lv	Portland. Ore.	7.35	7.35
		1.15	138	Ar	Arlington. " "	2.00	2.00
	‡	3.30	138	Lv	Arlington 6, 90. " "	12.05	12.05
		3.50	0	Lv	Heppner Jct. 6. " "	11.45	9.45
		4.33	15		Cecil. " "	10.55	8.55
			18		Morsil. " "	10.35	8.35
		4.48	20		Morgan. " "	10.25	8.25
			25		McNab. " "	10.10	8.15
		5.10	28		Ione. " "	9.55	8.00
		5.35	36		Lexington. " "	9.20	7.35
	‡	6.00	45	Ar	Heppner. " "	9.00	7.15

Portland — Arlington — Condon

		Mixed 18-318	Mixed 18-328	Mls.	Table No. 90 (Pacific Time)		
		9.35	9.35	0	Lv	Portland. Ore.	7.35
		1.15	1.15	138	Ar	Arlington. " "	2.00
		23.35	24.45	0	Lv	Arlington 6, 89. " "	12.40
	f	4.00	5.10	8	Ar	Shutler. " "	12.15
		4.26	5.35	16		Rock Creek. " "	11.35
	f	4.45	6.00	20		Barnett. " "	11.15
		5.05	6.20	24		Mikkalo. " "	10.65
		5.26	6.41	29		Clem. " "	10.30
	f	5.45	7.00	32		Speece. " "	10.15
	f	6.00	7.15	36		Gwendolen. " "	10.01
	z	6.30	8.00	44	Ar	Condon. " "	9.40

Biggs — Shaniko

		Freight 326	Mls.	Table No. 91 (Pacific Time)		Freight 325
Nos. 325 and 326 are freight trains carrying passengers. Schedule is irregular. Mondays from The Dalles to Shaniko; Tuesdays from Shaniko to Biggs, and Biggs to Grass Valley; Wednesdays from Grass Valley to Biggs and return; Thursdays from Grass Valley to Biggs and return; Fridays						
			0	Lv	Biggs 6. Ore.	from Grass Valley to Biggs, and Biggs to Shaniko; Saturdays from Shaniko to The Dalles. No service on Sundays. Mount Hood Stages operate a bus line with daily service, leaving Shaniko 9.40 a. m. and arriving Biggs Jct. 11.20 a. m.; leave Biggs Jct. 4.05 p. m. and arrive Shaniko 5.55 p. m.
			5		Thornberry. " "	
			7		Sink. " "	
			9		Wasco. " "	
			14		Klondike. " "	
			16		Sandon. " "	
			20		Nish. " "	
			23		De Moss. " "	
			27		Moro. " "	
			31		Erskine. " "	
			38	Ar	Grass Valley. " "	
			38	Lv	Grass Valley. " "	
			45		Bourbon. " "	
			52		Kent. " "	
			57		Wilcox. " "	
			69	Ar	Shaniko. " "	

The Dalles — Oregon Trunk Jct. — Bend

		Motor Bus Daily	Freight • 314 Ex. Sat.	Mls.	Table No. 92 (Pacific Time)		Freight • 313 Ex. Sun & Mon.	Freight • 315 Sat. only	Motor Bus Daily
		8.15		0	Lv	The Dalles 6. Ore.			10.20
		10.15	K1030	17	Ar	Oregon Trunk Jct. " "	X1000	N9.30	
				69	Lv	Maupin. " "	7.53	6.50	8.45
				89		North Junction. " "	7.02	5.51	
				99		South Junction. " "	6.35	5.20	
				108		Gateway. " "	5.57	4.54	
				113		Paxton. " "	5.30	4.35	
		11.45		119		Madras. " "	5.03	4.15	7.10
		11.53		124		Metolius. " "	4.45	4.00	7.00
		12.00		128		Culver. " "	4.30	3.50	6.55
		12.20		143		Terrebonne. " "	4.35	3.10	6.30
		12.40		148		Redmond. " "	3.25	3.05	6.20
		1.15	K6.10	165	Ar	Bend. " "	X2.30	N2.30	5.45

Portland — Seattle — Hoquiam

		N. P. 501-461	337 Mixed	Mls.	Table No. 93 (Pacific Time)		338 Mixed	336	N. P. 464-458
		8.35	11.30		Lv	Portland. Ore.	6.30	6.30	9.20
		8.00	11.30		Lv	Seattle. Wash.	6.45	6.45	9.05
		11.31	3.15	0	Lv	Centralia 6. Wash.	12.25	1.45	6.05
			3.31	0	Lv	Galvin. " "	11.45	1.23	
			3.45	12		Helsing Jct. " "	11.30	1.05	
			3.50	13		Independence. " "	11.25	1.00	
			4.22	31		Saginaw. " "	10.45	12.15	Service via Gate
			4.26	32		South Elma. " "	10.40	12.10	
			4.50	42	Ar	So Montesano. " "	10.15	11.50	
				44		Montesano. " "			
			4.53	44	Lv	Melbourne. " "	10.05	11.45	
			5.10	51		Cosmopolis. " "	9.40	11.25	
			5.25	54	Ar	Aberdeen. " "	9.30	11.15	4.11
		1.27	6.00	57	Ar	Hoquiam. " "	9.15	11.00	4.00

Portland — Seattle — Tacoma — Olympia

		561 Bus	Table No. 94 (Pacific Time)		458 Bus
		8.35	Lv	Portland. Ar	9.20
		12.02	Ar	East Olympia. Lv	6.17
		1205	Lv	East Olympia. Ar	6.15
		1225	Ar	Olympia. Lv	5.45

		422 NP	458 Bus	Table No. 94 (Pacific Time)		561 Bus	423 NP
		8.00	4.20	Lv	Seattle. Ar	2.20	8.55
		9.25	5.30	Lv	Tacoma. Ar	1.04	7.27
			6.17	Ar	East Olympia. Lv	12.02	
			6.25	Lv	East Olympia. Ar	1155	
		10.46	6.50	Ar	Olympia. Lv	1135	6.08

■ Motor Bus over highway; operates only through towns where time is shown. **○** Daily automobile service for passengers and hand baggage only. * Daily. † Daily except Sunday. § Sunday only. ‡ Daily except Monday. (A) Monday only. (B) Tue. and Sat only. (f) Stops only on signal. (H) Tuesday, Thursday, Saturday only. (J) Monday, Wednesday, Friday only. (K) Daily except Saturday. (M) Except Saturday and Sunday. (N) Saturday only. (\$) Monday, Wednesday and Friday only. (V) Daily except Saturday and Sunday. (X) Daily except Sunday and Monday. (Z) Sunday and Monday only.

• Freight train carrying passengers.

From the Office . . . or the Home

Telephone

Your Travel Requirements

You'll find your nearest Union Pacific office and our freight and passenger representatives listed on pages 62 and 63.



Union Pacific Branch Lines

Salt Lake City — Provo — Lynndyl — Los Angeles

Motor Bus 3	Motor Bus 1	Mixed 305 Daily	Mls.	Table No. 98 Mountain Time	Elevation	Mixed 306 Daily	Motor Bus 2	Motor Bus 6
* 3.00	* 7.00	2.00	0	Lv Salt Lake City 3... Utah	Ar 4251	1.45	*10.00	*11.57
3.15	7.15	f 2.32	7	" Murray	Lv 4350	f 1.00	9.42	11.42
		f 2.50	13	" Sandy	" 4496	f 12.30		
		f 3.00	17	" Draper	" 4510	f 12.15		
	B.	f 3.20	25	" Mount	" 4806	f 11.55	B.	
		f 3.30	29	" Cutler	" 4607	f 11.30		
3.50	7.50	f 3.35	31	" Lehi	" 4583	f 11.15	9.17	11.12
3.56	7.56	f 3.42	34	" American Fork	" 4618	f 11.05	9.11	11.06
4.02	8.02	f 3.50	37	" Pleasant Grove	" 4559	f 10.50	9.05	11.00
		f 4.05	43	" Lakeview	" 4553	f 10.25		
4.25	8.25	f 4.30	50	" Provo	" 4524	10.15	8.45	10.40
4.36	8.36	f 4.40	52	" Springville	" 4515	f 9.00	8.23	10.23
4.45	8.45	f 4.55	56	" Spanish Fork	" 4549	f 8.47	8.14	10.14
4.59	8.59	f 7.30	63	" Payson	" 4614	f 8.30	8.00	10.00
		f 7.45	67	" Barry	" 4786	f 8.10		
5.09	9.09	f 8.06	69	" Santaquin	" 4887	f 8.06	7.51	9.51
5.27	9.27	f 8.34	82	" Mona	" 4917	f 7.34	7.20	9.32
5.60	9.45	f 9.01	89	" Nephi	" 5120	f 7.10	7.20	9.20
6.29	10.04	f 9.35	101	" Levan	" 5163	f 6.30	6.33	8.58
		f 10.05	111	" Mills	" 4931	f 6.00		
		f 10.55	129	" Leamington	" 4738	f 5.15		
		f 11.15	134	" Lynndyl 3	" 4796	5.00		
		1.35	134	Lv Lynndyl	Ar 4796	3.02		
		1.54	150	Ar Delta 3, 104	Lv 4649	2.40		
		3.45	223	" Milford 3	" 4968	1.03		
		4.42	258	Ar Lund 3, 106	Lv 5091	12.15		
10.55	2.52	5.55	291	Ar Cedar City	Lv 5805	10.30	2.15	4.05
11.20	3.00	3.00	0	Lv Cedar City	Ar 5805	9.00	2.05	3.55
		7.00	340	Ar Callente 3, 107	Lv 4396	10.00		
3.32	7.42	9.30	466	" Las Vegas	" 2034	5.35	7.30	9.00
10.14	3.25	5.55	732	" San B'dino (Redlands). Cal.	" 1076	10.20	12.39	1.38
10.45	4.00	6.25	742	" Riverside	" 866	9.50	11.44	1.03
		8.00	794	" East Los Angeles	" 205	8.25		
*12.25	* 6.00	8.35	800	Ar Los Angeles	Lv 270	8.00	* 9.30	*11.00
		8.50	812	" Pasadena 3	" 848	7.25		
		8.57	823	" Long Beach 3, 100	" 31	7.05		
		9.35	824	Ar San Pedro (L. A. Harbor)	Lv 31	6.25		

East Los Angeles — Pasadena — Glendale

Motor Bus ♦121	Motor Bus ♦107	Motor Bus ♦1-103	Mls.	Table No. 99 Pacific Time	Motor Bus ♦1-104	Motor Bus ♦114	Motor Bus ♦108
* 9.30	* 8.15	7.40	0	Lv East Los Angeles	Ar 3.45	* 7.55	* 8.05
10.00	8.50	8.10	12.1	" Pasadena Depot	Lv 3.10	7.25	7.30
10.15	9.10	8.35	18.6	" Glendale City	" 2.45	7.00	7.05
*10.20	* 9.15	8.40	19.5	Ar Glendale Depot	Lv 2.40	* 6.55	* 7.00

East Los Angeles — Long Beach — San Pedro

Motor Bus ♦221	Motor Bus ♦207	Motor Bus ♦2-103	Mls.	Table No. 100 Pacific Time	Motor Bus ♦2-104	Motor Bus ♦214	Motor Bus ♦208
* 9.30	* 8.15	7.40	0	Lv East Los Angeles	Ar 3.45	* 7.55	* 8.05
C.	C.	4.3		" Bell (Maywood)	Lv	C.	C.
C.	C.	7.3		" South Gate	"	C.	C.
C.	C.	9.3		" Workman	"	C.	C.
C.	C.	11.7		" Rancho Los Amigos	"	C.	C.
C.	C.	13.0		" Hynes	"	C.	C.
10.10	8.57	8.25	23.3	Ar Long Beach City (Pine Ave.)	Lv 2.50	7.05	7.10
10.12	9.00	8.25	23.3	Lv Long Beach City (Pine Ave.)	Ar 2.50	7.00	7.05
*10.45	* 9.35	8.50	31.3	Ar San Pedro (L. A. Harbor)	Lv 2.15	* 6.25	* 6.25

East Los Angeles — Whittier — Anaheim

Motor Bus ♦321	Motor Bus ♦307	Motor Bus ♦3-103	Mls.	Table No. 101 Pacific Time	Motor Bus ♦3-104	Motor Bus ♦314	Motor Bus ♦308
9.30	8.15	7.40	0	Lv East Los Angeles	Ar 3.45	8.05	* 8.05
9.45	8.30	7.55	7.6	" Whittier	Lv 3.25	7.45	7.45
10.00	8.50	8.15	15.3	" La Habra	" 3.10	7.25	7.25
10.10	9.05	8.30	20.3	" Fullerton	" 2.55	7.10	7.10
*10.20	* 9.15	8.40	23.4	Ar Anaheim	Lv 2.45	7.00	* 7.00

Union Pacific Stage Co. Motor Coach Service

◆SPECIAL NOTE—Daily Motor Coach service of the Union Pacific Stage Co., shown in tables 99, 100 and 101 is operated over public highways. Buses 1-103, 2-103, 3-103 connect with Streamliner 103 and run only on 2nd, 8th, 14th, 20th, 26th of each month. Buses 1-104, 2-104, 3-104 connect with Streamliner 104 and run only on 3rd, 9th, 15th, 21st and 27th of each month. Buses 321 and 314 run only on call. Rail tickets honored on motor coaches. Check baggage through via U. P. to any destination shown in tables. Consult agent regarding points of arrival and departure at intermediate towns. See General Information, page 2, for optional rail-motor bus ticketing arrangement.

Salt Lake City — Smelter

Motor 583 Daily	Motor 581 Daily	Motor 577 Daily	Mls.	Table No. 102 Mount. Time	Motor 578 Daily	Motor 580 Daily	Motor 582 Daily	Motor 584 Daily
10.45	2.45	6.45	0	Lv Salt Lake City	Ar 8.35	4.35	5.10	12.34
11.00	3.00	6.59	5	" Buena Vista	Lv 8.15	4.18	4.54	12.16
f 11.08	f 3.08	f 7.06	10	" Riter	f 8.06	f 4.11	f 4.46	f 12.09
11.16	3.16	7.17	16	" Garfield	" 7.59	4.04	4.39	12.02
11.20	3.20	7.22	17	Ar Smelter	Lv 7.55	4.00	4.35	11.59

Tintic — Mammoth — Silver City — Eureka

Motor Bus Daily	Motor Bus Daily	Motor Bus Daily	Motor Bus Daily	Mls.	Table No. 103 Mount. Time	Motor Bus Daily	Motor Bus Daily	Motor Bus Daily	Motor Bus Daily
7.35	4.05	12.35	4.00	0	Lv Tintic	Ar 3.45	12.20	4.00	7.20
7.55	4.25	12.55	4.20	Ar Eureka	Ar	11.50	3.25	5.40	
8.05	4.35	1.05	4.40	3.0	Lv Mammoth	Lv			
8.10	4.40	1.10	4.45	2.3	" Silver City	" 3.35	11.40	3.15	5.30
				3.0	" Mammoth	" 3.30	11.35	3.10	5.25
8.20	4.50	1.20	4.55	3.5	Lv Eureka	Lv 3.20	11.25	3.01	5.15

Delta — Fillmore

Motor Bus Daily	Mls.	Table No. 104 Mount. Time	Motor Bus Daily
	8.00	0	Lv Delta 3
	8.20	11	" Harding
	8.30	19	" McCornick
	8.50	25	" Greenwood
	9.30	40	Ar Fillmore
			Lv Delta 3
			Ar Harding
			Lv McCornick
			Ar Greenwood
			Lv Fillmore
			Ar Delta 3
			Lv Harding
			Ar McCornick
			Lv Greenwood
			Ar Fillmore

Las Vegas — Boulder City — Boulder Dam

Motor Bus Daily	Motor Bus Daily	Motor Bus Daily	Motor Bus Daily	Mls.	Table No. 105 Pacific Time	Motor Bus Daily	Motor Bus Daily	Motor Bus Daily	Motor Bus Daily
6.00	5.40	1.00	7.00	0	Lv Las Vegas	Ar 11.55	5.30	7.40	8.40
6.45	6.20	1.35	7.40	22	Ar Boulder City	Ar 11.10	4.50	7.00	8.00
		1.45	7.45	Lv Boulder City	Ar 8.55	3.05			
		2.05	8.05	Ar Boulder Dam	Lv 8.35	2.45			
		3.10	9.00	Lv Boulder City	Ar 10.50	4.45			
		3.25	9.15	Ar Lake Mead	Ar 10.25	4.15			

Lund — Cedar City

Motor Bus Daily	Motor Bus Daily	Motor Bus Daily	Mls.	Table No. 106 Maunt. Time	Motor Bus Daily	Motor Bus Daily	Motor Bus Daily
12.50	4.55	8.00	0	Lv Lund 3	Ar 4.00	11.30	12.00
			9	" Avon	Ar		
			21	" Iron Springs	"		
			25	" Halliwh	"		
	1.50	5.55	9.00	33	Ar Cedar City	Lv 3.00	10.30

Caliente — Pioche

Motor Bus	Mls.	Table No. 107 Mount. Time	Motor Bus
	* 7.30	0	Lv Caliente 3, 98
	8.43	15	" Panaca
	9.18	21	" Delmues
*10.15	33	Ar Pioche	Lv *11.15

Moapa — St. Thomas

Mixed Extra	Mls.	Table No. 108 Pacific Time	Mixed Extra
† 1.00	0	Lv Moapa 3	Ar †11.00
† 1.50	10	" Logandale	Lv † 9.05
f 2.20	15	" Overton	" f 8.40
† 3.00	21	Ar St. Thomas	Lv † 8.00

NOTE □:—For complete schedules between Lynndyl and Los Angeles see table No 3.
 *Motor Bus; connections with main line trains at East Los Angeles. ◆ Union Pacific Stages Motor Buses operated over public highway. See last section General Information, page 2, for optional rail-motor bus ticketing arrangement. B No passengers carried locally between Salt Lake City and Payson except on 7:00 a.m. bus leaving Salt Lake City Mondays. * Daily. † Daily except Sunday. † Meals. (f) Stops only on signal. © A north-bound connection between main line and Provo branch requires a late night wait at Lynndyl. Advance plans should be made if meals and lodging are desired at Lynndyl. © Motor Bus between Lund and Cedar City.

Connections at Omaha

Stream liner	112	8-18	818	28	22	14	12	C. & N. W.				21	Stream liner	111	11	27	717	7-17	15	14	Wabash		11
B145	1.35	8.30	8.35	8.10	7.15	8.55	8.10	Lv	Omaha	Ar	10.30	B151	2.01	7.20	10.15	10.05	9.55	4.05	8.30	Lv	Omaha	Ar	8.15
					8.05	9.43	8.56	Lv	Mo. Valley	Lv	9.43		6.05					2.55	8.42	Lv	Council Bluffs	Lv	7.55
						11.15	10.28	Ar	Carroll	Ar	8.15		4.00					7.10	12.33	Ar	Maryville	Ar	4.25
	4.05	3.55	11.45	11.59	11.25	10.55	12.25	Ar	Boone	Ar	7.00	11.31	11.37	2.45	6.35	6.15	5.55	10.50	12.40	Ar	Stanberry	Ar	3.30
						12.20	1.52	Ar	Marshalltown	Ar	5.30			1.22	5.05			9.00	2.40	Ar	Chillicothe	Ar	1.15
	5.58	5.48	3.00	3.30	2.40	2.05	3.40	Ar	Cedar Rapids	Ar	3.40	9.38	9.43	11.40	3.25	3.05	2.53	6.45	4.35	Ar	Moberly	Ar	11.20
	7.15	7.05	5.05	5.15	4.40	3.40	5.15	Ar	Clinton	Ar	1.55	8.22	8.27	9.55	1.40	1.30	1.20	4.10	7.53	Ar	Delmar(BIv.)	Ar	7.40
B930	9.23	8.42	8.45	8.35	7.15	8.45	7.50	Ar	Chicago	Lv	10.30	B615	6.20	6.25	10.20	10.20	10.15	11.45	8.08	Ar	St Louis	Lv	7.30

202-1	210	204-9-204	C. & N. W.				203	201-2	209	4	4	8	C.M.St.P.&P.R.R.		3	7	16	12	I. C.		11	15		
* 9.15	E 6.40	* 8.35	Lv	Omaha	Ar	* 9.05	* 7.31	E 1240	\$12.15	\$12.15	8.15	Lv	Omaha	Ar	1.10	7.15			6.05	Lv	Omaha	Ar	8.00	
11.27		10.53	Ar	Onawa	Ar	7.08	5.26		8.00	8.00		Ar	Sioux City	Lv		12.01			10.35	10.15	Lv	Ft. Dodge	Lv	4.15
12.20	10.30	11.45	Ar	Sioux City	Lv	6.20	4.30	8.40	12.05	12.05		Ar	Mitchell	Ar		8.00			1.35	12.45	Ar	Waterloo	Ar	1.25
	12.00		Ar	Alton	Ar	4.52		6.53	3.18	3.18		Ar	Aberdeen	Ar		4.20			4.15	3.20	Ar	Dubuque	Ar	10.54
	2.55	1.40	Ar	Worthington	Ar	3.25	1.35	5.15	4.46	4.46	11.46	Ar	Madrid	Ar		8.10	3.12		5.03	3.58	Ar	Galena	Ar	10.17
	7.35	7.35	Ar	Sioux Falls	Ar	11.30	10.50	10.50	8.07	8.07	2.45	Ar	Marion	Ar		4.23	12.22		6.25	5.15	Ar	Freeport	Ar	9.00
	5.20	4.40	Ar	Mankato	Ar	12.25	11.00	1.50	10.25	11.00	4.52	Ar	Savanna	Ar		2.20	10.25		7.15	5.55	Ar	Rockford	Ar	8.15
	7.35	7.20	Ar	St Paul	Ar	9.45	8.45	11.00			9.20	Ar	Milwaukee	Ar		5.55			9.40	8.00	Ar	Chicago	Lv	6.15
* 8.10	* 7.55	* 8.50	Ar	Minneapolis	Lv	* 9.10	* 8.05	* 10.15	\$ 2.20	\$ 3.05	8.15	Ar	Chicago	Lv	10.00	7.00								

202-1	204-9-23	C. & N. W.				24-22	203	2-201	8	14	6	10	C.R. I. & P.		5	43-23	7	9
* 9.15	* 8.35	Lv	Omaha	Ar	* 9.05	* 7.31						Lv	Omaha	Ar	12.45	8.25	10.00	Ar
* 12.20	* 11.45	Ar	Sioux City	Lv	* 6.20	* 4.30						Lv	Des Moines	Ar	8.00	4.40	6.20	11.40
	5.02	Ar	Salem	Ar	10.10	11.30						Ar	Davenport	Ar	3.35	12.30	1.55	6.37
	7.05	Ar	Huron	Ar	8.00	9.00						Ar	Rock Island	Ar	3.25	12.20	1.45	6.25
	9.25	Ar	Redfield	Ar		6.15						Ar	Joliet	Ar				
	11.07	Ar	Aberdeen	Ar		4.15						Ar	Chicago	Lv	11.30	8.20	10.00	1.45
	1.15	Ar	Oakes	Lv		1.45												

10	30	2	12	6	C. B. & Q.				5	9	3	15	1
12.47	6.45	4.25	8.30	8.10	Lv	Omaha	Ar	7.15	10.25	3.35	8.25	1.15	
	8.08	6.16	9.56	9.33	Ar	Red Oak	Lv	5.35	8.39	1.30	6.40		
	2.34	9.15	7.45	11.00	Ar	Creston	Ar	4.20	7.25	12.10	5.18	11.22	
	4.28	12.15	1.53	1.25	Ar	Ottumwa	Ar	1.07	4.41	8.40	2.42	9.32	
	5.38	2.13	3.40	3.09	Ar	Burlington	Ar	11.14	2.54	6.40	1.08	8.24	
	6.21	3.25	4.45	4.15	Ar	Galesburg	Ar	10.12	1.55	4.25	12.14	7.42	
8.38	7.30	8.30	7.50	Ar	Chicago	Lv	6.15	10.30	11.30	9.00	5.30		

34-29	32-27	C. G. W.				22-31	26-33	106-16	120-20	112-12	Mo. Pac.		15-105	9-109	19-119
9.00	9.15	Lv	Omaha	Ar	8.00	7.30				Lv	Omaha	Ar	8.30	1.30	6.58
	1.05	Ar	Ft. Dodge	Lv	3.40	3.20				Ar	Atchison	Lv	5.23	9.40	1.40
	3.15	Ar	Mason City	Ar	1.28	1.11				Ar	Leavenworth	Ar	5.00	9.05	12.40
	7.00	Ar	St. Paul	Ar	8.45	8.55				Ar	Kansas City	Ar	4.30	8.25	11.59
	7.40	Ar	Minneapolis	Lv	8.10	8.20				Ar	St. Louis	Lv	9.05	11.59	5.15

Connections at Kansas City

16-25	12-23	C. G. W.				28-11	24-15	6	4	24	2	8	10	20	A. T. & S. F.		15	19	9	5	1	3	23
11.30	5.30	Lv	Kansas City	Ar	1.45	7.40	11.00	10.25	9.00	8.45	7.00	9.45	3.55	Lv	Kansas City	Ar	1.30	9.45	9.05	7.15	7.20	9.00	11.00
6.30	11.05	Ar	Des Moines	Lv	7.05	1.10	4.00		2.18	2.03	1.00	3.05		Ar	Ft. Madison	Lv	7.10		3.42	1.37	2.07		5.21
3.30	7.00	Ar	Rochester	Ar	10.00	5.30	5.04			3.11	2.03	4.15		Ar	Galesburg	Ar	5.52		2.23	12.13	12.48		3.58
6.20	8.15	Ar	St. Paul	Ar	10.50	4.30	6.00		4.27	4.10	3.00	5.15		Ar	Chillicothe	Ar	4.47		1.15	11.05	11.40		2.40
6.55	8.50	Ar	Minneapolis	Lv	10.15	4.00	9.20	9.00	7.50	7.40	6.20	8.45	1.30	Ar	Chicago	Lv	1.45	12.01	10.20	8.00	8.45	9.45	11.35

15	K. C. S.				16	8	26	C. M. St. P. & P. R. R.				25	3
10.00	Lv	Kansas City	Ar	8.10			Lv	Kansas City	Ar	* 7.50	* 6.40		
1.55	Ar	Texarkana	Lv	4.15			Ar	Excelsior Springs	Ar	6.50	5.28		
4.30	Ar	Shreveport	Ar	1.55			Ar	Ottumwa (Sherman St.)	Ar	2.23	11.21		
10.55	Ar	Lake Charles	Ar	7.45			Ar	Cedar Rapids	Lv		7.45		
11.25	Ar	Baumont	Ar	7.25			Ar	Davenport	Ar	11.57	7.30		
12.15	Ar	Port Arthur	Lv	6.45			Ar	Chicago	Ar	7.00			

105	111-3	107	107-117	Frisco Lines				118-108	108	112	106
7.00	10.58	8.20	8.20	Lv	Kansas City	Ar	8.10	8.10	7.12	7.45	
7.30		9.10		Ar	Memphis	Lv		7.35		7.30	
2.40		6.50		Ar	Birmingham	Ar		11.15		12.15	
	5.58		3.59	Ar	Tulsa	Ar		12.30		11.40	
	12.59		8.40	Ar	Oklahoma City	Lv		8.25			

56	C. B. & Q.				55	3
8.15	Lv	Kansas City	Ar	7.50	7.15	
2.53	Lv	Quincy	Lv	1.10	7.43	
8.35	Ar	Chicago	Lv	7.00	11.30	

14	10	20	16	12	Mo. Pac.				9	5	15	11	19
5.15	11.59	10.45	1.00	8.45	Lv	Kansas City	Ar	7.15	3.30	9.35	6.55	11.45	
7.00	2.40	1.50		10.30	Ar	Sedalia	Ar	4.20				9.20	
8.20	4.20	3.30		11.50	Ar	Jefferson City	Ar	2.35				7.40	
10.45	7.23	7.10	7.55	2.15	Ar	St. Louis	Lv	11.59	9.00	4.10	1.30	5.10	

20-6	22	Alton				5-23	7-21
6.55	8.30	Lv	Kansas City	Ar	7.30	6.50	
9.45	7.55	Ar	Chicago	Lv	6.45	11.30	

30	20-33	26	Alton				26	12-32	29
4.00	6.55	11.59	Lv	Kansas City	Ar	7.45	6.50	2.00	
9.30	5.25	7.40	Ar	St. Louis	Lv	11.59	7.20	8.30	

18	12	22	2	Wabash				23	3	9	17
11.55	4.25	9.00	8.30	Lv	Kansas City	Ar	3.40	6.35	9.30	7.30	
1.35	5.45	10.41		Ar	Carrollton	Lv	2.05		8.07	5.14	
3.10	7.01	12.45	11.05	Ar	Moberly	Ar	12.43	4.16	6.55	3.40	
4.04	7.30	1.20	11.34	Ar	Centralia	Ar	12.12	3.47	6.27	2.47	
4.33	7.49	1.44	11.51	Ar	Mexico	Ar	11.51	3.28	6.08	2.25	
7.30	9.55	5.00	2.00	Ar	St Louis	Lv	9.10				

Connections at Denver

3	15	5	1	D & R G W				2	6	16	4	7	1	3	15	D & R G W				16	4	8	2	
3.15	7.30	4.00	8.35	Lv	Denver	Ar	7.15	2.05	7.45	10.30	8.00	8.35	3.15	7.30	Lv	Denver	Ar	7.45	10.30	3.05	7.15	
5.01	9.35	Via	10.30	Ar	Colorado Springs	Lv	5.05	Via	5.20	8.35	10.00	10.30	5.01	9.35	Ar	Colorado Springs	Lv	5.20	8.35	1.05	5.05	
6.00	10.50	James	11.40	"	Pueblo	"	4.00	James	4.05	7.35	11.15	11.40	6.00	10.50	Ar	Pueblo	Lv	4.05	7.35	12.01	4.00	
	12.40	Peak	12.25	"	Canon City	"	2.48	Peak	2.10														
	2.30	Route	2.18	"	Salida	"	1.10	Route	12.30														
	5.00		4.40	Ar	Leadville	"	12.15		10.00														
	9.07	10.04	7.25	Ar	Glenwood Sprgs	"	8.24	8.09	5.25														
		12.02	9.55	"	Grand Junction	"	6.15	6.10															
			10.30	"	Mack	"	5.05																
			12.07	"	Thompson	Utah	3.47																
			12.50	"	Green River	"	3.08																
			2.38	"	Price	"	1.30																
			f 4.04	"	Colton	"	f 11.57																
			6.28	"	Provo	"	10.05	11.40															
			7.30	"	Salt Lake City	"	9.00	10.45															
			9.00	Ar	Ogden	Lv	7.30	7.30															

Connections at Butte

236-4	2	N. P.				1	3-235	34	36	16	C. M. St. P. & P. R. R.				15	33	35
10.40	6.05	Lv	Butte	Ar	12.20	6.45										
2.03	9.06	Ar	Bozeman	"	9.20	3.23										
3.05	10.10	"	Livingston	"	8.20	2.25										
6.05	12.25	"	Billings	"	5.30	10.50										
10.20	3.46	"	Miles City	"	1.50	6.35										
3.25	8.00	"	Dickinson	N. D.	9.25	1.35										
6.28	10.19	Ar	Mandan	Lv	6.55	10.42										

Connections at Los Angeles

S P Valley Line								52	26	282-60	58	78	76	74	72	A T & S F				71	73	75	79	
6.00	7.50	Lv	Los Angeles	Ar	10.10	8.25	8.50				11.45	7.00	2.00	9.15	Lv	Los Angeles	Ar	10.20	6.15	10.00	7.00	
12.05	1.23	"	Bakersfield	Lv	4.30	2.31	3.05				12.20	7.33	2.33	9.48	Ar	Fullerton	Lv	9.41	5.37	9.22	6.23	
2.45	4.10	"	Fresno	"	1.50	11.45	12.30	6.35			12.31	f 7.38		9.56	"	Anaheim	"	9.35	5.27		f 6.14	
	5.20	"	Merced	"	12.28		11.00	5.10			12.41	f 7.44		10.04	"	Orange	"	9.29	5.21		6.04	
	6.07	"	Modesto	"	11.28		9.52	3.35			1.00	7.50	2.55	10.10	"	Santa Ana	"	9.23	5.16	9.03	5.58	
	5.28	Ar	Tracy	"	10.29	8.46	6.58	2.25			2.45	9.00	4.05	11.30	"	Oceanside	"	8.20	4.05	8.00	4.20	
	9.30	"	Sacramento	"	8.25						f 3.22	f 9.25	H.	f 11.53	"	Del Mar	"	f 7.53	3.33	H.	f 3.44	
	6.36	"	Martinez	"	9.23	7.32	5.31	12.45			4.10	10.00	5.15	12.30	Ar	San Diego	Lv	7.20	3.00	7.00	3.00	
	7.40	"	Oakland Pier	"	8.25	6.28	4.27	11.35															
	8.12	Ar	San Francisco	Lv	8.00	6.00	4.00	11.00															

Connections at Sacramento

15-60	231-52	S P				59-16	51-282
7.30	8.25	Lv	Sacramento	Ar	9.00	9.30
9.00	10.00	"	Stockton	Lv	7.20	7.44
9.52	11.28	"	Modesto	"	6.32	6.07
11.00	12.28	"	Merced	"	5.35	5.20
12.15	1.40	"	Fresno	"	4.20	4.10
3.05	4.30	"	Bakersfield	"	1.40	1.23
5.25	6.46	"	Mojave	"	11.10	11.06
8.50	10.10	Ar	Los Angeles	Lv	7.45	7.50

Connections at Martinez & Oakland Pier

S P				51	
8.25	Lv	Oakland Pier	Ar	9.00
9.23	Ar	Martinez	Lv	8.00
11.28	"	Modesto	"	6.07
11.50	"	Turlock	"	5.48
12.48	"	Merced	"	5.20
1.40	"	Fresno	"	4.10
4.22	"	Bakersfield	"	1.23
10.10	Ar	Los Angeles	Lv	7.50

Footnotes for Pages 54 and 55

All trains daily except otherwise indicated
 (*) Daily (f) Stops on signal. (†) Daily except Sunday. (§) Sunday only.
 E Nos. 209 and 210 leave and arrive rt Webster St. Station, Omaha. H Conditional stop.
 Time between 12.01 midnight and 12.00 noon shown in light face type.
 Time from 12.01 noon to 12.00 midnight shown in heavy face type.

Connecting Lines Train Service

Connections at Spokane & Butte

8		16		C. M. St. P. & P.		15		7	
9.00	8.00	Lv	Spokane	Ar	9.20	7.15			
5.35	3.49	Ar	Missoula	Lv	3.04	12.10			
8.45	7.05	Ar	Butte	Lv	12.20	9.00			
4-288		2		N. P.		287-3		1	
9.00	7.50	Lv	Spokane	Ar	5.10	9.00			
6.15	3.15	Ar	Missoula	Lv	10.35	3.05			
10.25	6.00	Ar	Butte	Lv	7.00	12.25			
2		S. I.-C. P. R.		1					
11.45		Lv	Spokane	Ar	11.50				
3.35		Ar	Bonnors Ferry	Lv	8.11				
5.10		Ar	Kingsgate	Lv	6.40				
10.30		Ar	Calgary	Lv	6.55				

Connections at Portland

23		21		S. P. & S.		22		24	
6.10	8.00	Lv	Portland	Ar	11.30	8.05			
9.35	11.35	Ar	Astoria	Lv	8.10	4.45			
10.30	12.30	Ar	Seaside	Lv	7.15	3.45			

Connections at Salt Lake City

1		W. P.		2					
6.45		Lv	Salt Lake City	Ar	9.00				
4.25		Ar	Sacramento	Lv	11.25				
5.40		Ar	Stockton	Lv	10.05				
8.50		Ar	San Francisco	Lv	7.00				

Connections at Laramie

1		L. N. P. & W.		2					
H8.00		Lv	Laramie	Ar	L2.05				
9.00		Ar	Millbrook	Lv	1.10				
9.50		Ar	Centennial	Lv	12.30				
10.40		Ar	Albany	Lv	11.40				
12.10		Ar	Fox Park	Lv	10.30				
1.52		Ar	Northgate	Lv	7.45				
2.33		Ar	Walden	Lv	7.15				
H3.43		Ar	Coalmont	Lv	L6.00				

Connection at Baker

1		S. V. R. R.		2					
8.00		Lv	Baker	Ar	4.55				
9.35		Ar	Sumpter	Lv	3.05				
11.50		Ar	Austin	Lv	12.45				
12.05		Ar	Bates	Lv	12.35				

Connections at Seattle

358		360		Great Northern		359		355	
5.00	8.05	Lv	Seattle	Wash. Ar	1.45	11.00			
5.57	9.15	Ar	Everett	Lv	12.43	10.10			
8.05	11.35	Ar	Bellingham	Lv	10.35	8.05			
9.48	1.25	Ar	New West	Lv	8.56	6.27			
10.15	2.00	Ar	Vancouver	Lv	8.30	6.00			
11.15		9.00		C. P. S. S.		9.00		8.00	
		Lv	Seattle	Ar					
		Ar	Victoria	Lv	5.00				
12.00		Lv	Victoria	Ar	2.40			7.00	
7.00	8.00	Ar	Vancouver	Lv	10.30	11.00	12.00		
12.00		8.35		P. S. N. Co.		5.00			
		Lv	Seattle	Ar					
		Ar	Victoria	Lv	9.00				

NOTE:—Daily steamer service between Seattle and Bremerton (U. S. Navy Yard). (13 round trips from 6:30 a.m. to 11:30 p.m.)

Connections at Crucero

Motor 9		Mixed 25		Motor 7		T. & T.		Motor 6		Mixed 24	
\$ 4.45	P4.45	S4.45	Lv	Crucero	Ar	N3.00	O2.50				
5.17	5.30	5.17	Ar	Baker	Lv	2.24	1.40				
5.34	6.00	5.34	Ar	Silver Lake	Lv	2.09	1.10				
f 6.44	f 7.41	f 6.44	Ar	Acme	Lv	f12.57	f11.30				
6.57	8.03	6.57	Ar	Tecopa	Lv	12.45	11.15				
f 7.06	f 8.20	f 7.06	Ar	Zabriskie	Lv	f12.36	f10.57				
7.19	8.37	7.19	Ar	Shoshone	Lv	12.25	10.45				
\$ 8.05	9.45	8.05	Ar	Death Valley Jct.	Lv	N1140	O9.45				
	10.30	8.40	Lv	Death Valley Jct.	Ar			S1205	F3.05		
	f10.43	f 8.50	Ar	Bradford	Lv			f11.55	f 2.52		
	f11.17	f 9.13	Ar	Jenifer	Lv			f11.34	f 2.23		
	f12.10	f 9.53	Ar	Carrara	Lv			f10.55	f 1.33		
	P1200	S1010	Ar	Beatty	Lv			S1040	P1.15		

Connections at Armstead

1		G. & P. R. R.		2						
† 1.25		Lv	Armstead	Ar	†12.45					
2.30		Ar	Brenner	Lv	11.45					
2.50		Ar	Donovan	Lv	11.25					
3.57		Ar	Cruik	Lv	10.15					
4.25		Ar	Leadore	Lv	9.30					
	R1050	Ar	Gilmore	Lv	R1105					
5.25		Lv	Lemhi	Lv	8.30					
5.50		Ar	Tendoy	Lv	8.05					
† 6.50		Ar	Salmon	Lv	† 7.00					

Footnotes for Page 56

* Daily. § Sunday only. † Daily except Sunday. (f) Stops only on signal. H Monday, Wednesday and Friday. L Tuesday, Thursday and Saturday.
 N Monday and Saturday. O Thursday only. P Friday only. R Tuesday, Friday and Sunday. \$ Tuesday only.

Your Extra Luggage

- The experienced traveler finds that one bag holds all that is needed for the average trip.
- Additional luggage—up to 150 pounds—can be checked without charge and is out of the way. Carried safely in the baggage car, it is ready for delivery at the journey's end.
- Don't inconvenience yourself. Make use of our free baggage-checking service and travel in comfort. Any station employee—or information clerk—can assist you.

UNION PACIFIC RAILROAD

Avoid the Hazards and Discomforts
of Highway Travel

The Safe Way is the Rail Way

STEAMSHIP CONNECTIONS

Trans-Pacific and Coastwise Service

ONE WAY RAIL—ONE WAY WATER TOURS AROUND AND ACROSS AMERICA AND TO AND FROM MEXICO

Sail west from New York or east from California via Acapulco, Panama and Havana on modern Panama Pacific liners. Round-trip tickets return you to your starting point. Fortnightly sailings, San Francisco, Los Angeles, New York and Acapulco (Mexico).

Union Pacific agents will gladly give you complete information, or inquire of

PANAMA PACIFIC LINE

1 Broadway New York 665 Market Street, San Francisco 715 West Seventh Street, Los Angeles

CANADIAN AUSTRALASIAN LINE LIMITED

For further information address

J. J. Forster, Steamship General Passenger Agent.
999 W. Hastings Street, Vancouver, B. C.

STATES STEAMSHIP LINES

New Route to Orient and 'Round the World

"ONE CLASS SHIPS" from Portland, Oregon

S. S. "General Pershing", June 29 and Sept. 21
S. S. "General Sherman", July 20 and Aug. 31
S. S. "General Lee", Aug. 10 and Oct. 12
and additional sailings every three weeks.

Yokohama, \$172.00; Kobe, \$177.00; Shanghai, \$198.00; Hong Kong, \$215.00.
"Round the World"—Home town to Home town, \$515.00 to \$639.00 on
"One Class Ships".

Edwin A. Gardner, G.P.A.
Porter Building, Portland, Oregon.

At Any Season—HAWAII

Each week delightfully appointed Pacific vessels depart from San Francisco and Los Angeles for Hawaii, a land where the fine art of play and living has been developed to a point that nears perfection.

AUSTRALIA - - SOUTH SEAS - - NEW ZEALAND

Each four weeks the *Mariposa* or *Monterey*, new Oceanic Line sister ships, sail for Auckland, New Zealand, Sydney and Melbourne, Australia, with calls en route at the fascinating island ports of Honolulu; Pago Pago, Samoa; Suva, Fiji.

See any Union Pacific Agent or

MATSON LINE - OCEANIC LINE

New York Chicago Seattle Portland San Francisco San Diego Los Angeles

ROUND AMERICA

LOWEST FIRST CLASS FARE—ONE WAY RAIL—ONE WAY WATER

Double the enjoyment of your trip East or West! Go to New York by train, thence to California via Havana and the Panama Canal on a smooth-sailing President Liner. First Class fares now begin at \$274. Should you wish to reverse this order, First Class rail and water Round America fares are from \$289. Your ticket takes you from home-town back to home-town.

For further information see your Union Pacific Agent, or

DOLLAR STEAMSHIP LINES

New York Chicago San Francisco Los Angeles

AMERICAN MAIL LINE

"THE SHORT, FAST ROUTE"

Between

SEATTLE, TACOMA, VICTORIA
and

YOKOHAMA, KOBE, SHANGHAI, HONGKONG, MANILA

From Seattle, every 14 days

For information ask any

Union Pacific Agent

PACIFIC COAST TO THE ORIENT



The motor liners *Asama Maru*, *Chichibu Maru* and *Tsuta Maru*, together with the splendid *Taiyo Maru*, feature the California-Orient Service of the N. Y. K. Line. Frequent sailings from San Francisco and Los Angeles.

N. Y. K.'s Seattle-Orient Service fleet, the three new motor liners *Hikawa Maru*, *Hiye Maru* and *Heian Maru*, sailing fortnightly from Seattle and Vancouver.

551 Market St., San Francisco; 518 West Sixth St., Los Angeles; 1403 Fourth Ave., Seattle; 40 North Dearborn St., Chicago; 25 Broadway, New York City

ALASKA STEAMSHIP COMPANY

SUMMER COMES EARLY IN ALASKA

Enjoy a visit to Alaska in the Springtime. During June and July the Mid-night Sun is in its full glory. Wild flowers are then in bloom and the climate is ideal for vacation-exploring. Temptingly low rail and steamship fares.

See your local Union Pacific Agent, or write

L. W. Baker, Traffic Manager, ALASKA STEAMSHIP CO.,
Room 62-D, Pier 2, Seattle, Washington

UNION STEAMSHIP CO. OF NEW ZEALAND, Ltd.

SAN FRANCISCO TO
PAPEETE (TAHITI)
RAROTONGA (COOK'S ISLAND)
WELLINGTON (NEW ZEALAND)
SYDNEY (AUSTRALIA)

Hind, Rolph & Company, Inc.,

General Agents
230 California Street San Francisco, Calif.

CANADIAN PACIFIC STEAMSHIPS

The White Empress Route

From Vancouver and Victoria to Honolulu, Japan, China and the Philippines.

Sailings every two weeks.

The Alaska Route

From Vancouver and direct connections from Seattle and Victoria to Prince Rupert, Ketchikan, Wrangell, Juneau and Skagway.

Frequent Sailings

The Triangle Route

Vancouver, Victoria and Seattle.

Day steamers from Vancouver and Seattle. Night steamers direct from Vancouver and Seattle, also from Vancouver and Victoria.

For further particulars, ask any Union Pacific Agent

CANADIAN NATIONAL STEAMSHIPS

ALASKA SERVICE

Seattle ' Victoria Vancouver Skagway

Frequent Sailings June 14 to August 23

Regular Sailings Year 'Round—Vancouver, Prince Rupert, Anyox, Stewart, and Queen Charlotte.

For further information ask any

Union Pacific Agent

GREAT WHITE FLEET

(United Fruit Company)

West Indies and Caribbean Cruises. 17 and 19 days from New York, \$190.00 up. 8 to 16 days from New Orleans, \$85.00 up. Weekly sailings from both Ports.

For information, literature, rates and reservations, inquire of any

Union Pacific Railroad Ticket Agent

GRACE LINE

Complete Rail-Water Tour Around America from your Home Station and return to your Home Station by Grace Line through the Panama Canal. See Mexico, the Central Americas, Colombia and Havana, and the Wonders of your own country.

Ticket Agents will gladly arrange Railroad and Steamer Transportation.

Grace Line

2 Pine Street, San Francisco 10 Hanover Sq. New York City 408 White Bldg., Seattle 525 West 6th St. Los Angeles

O. S. K. LINE

Monthly Sailings, Los Angeles to the Orient, India, South Africa, South America and Round-the-World.

Direct Connections to all Ports in the Orient

Osaka Shosen Kaisha

262 California St., San Francisco 17 Battery Place, New York 621 So. Hope St., Los Angeles.


Visit Great Britain Easily and Economically

England and Scotland have all that makes a perfect trip—history, scenery, gaiety. Everything for an "American" good time. Thousand-year-old Oxford and Cambridge are like dreams come true. Wales is a land of glorious scenery and charm. And all the old dollar values exist in the British Isles, where they speak your own language!

For Itineraries, Maps, etc., Write to Dept. UP.

ASSOCIATED BRITISH AND IRISH RAILWAYS, Inc.,

T. R. DESTER, General Traffic Mgr.
9 Rockefeller Plaza, New York City, N. Y.



**OVERLAND TERMINAL WAREHOUSE
LOS ANGELES**

Associated with Crooks Terminal Warehouse at
Chicago, Kansas City and New York

Finest and most modern distribution and storage warehouse
on the Pacific Coast. Over ten acres of floor space. Solid con-
crete fireproof construction.

Located on Union Pacific tracks in the heart of the distribu-
tion center. Low insurance rates.

Complete Warehousing and Distribution Service

For complete information

OVERLAND TERMINAL WAREHOUSE COMPANY

Los Angeles, Calif., or

Any UNION PACIFIC Traffic Representative

Consider the Facts

**Agriculture Prospers Most Where
Transportation Service Is Best**

THERE are more opportunities today in the states served by the
Union Pacific Railroad than were ever before available.

- Farms and ranches, large or small—
- Intensive truck cropping or extensive farming—
- Improved and unimproved acreages—
- Irrigated and non-irrigated lands—
- Undeveloped irrigation enterprises—
- Prospective agricultural industries—

New methods, new processes, new machinery, new equipment and
tools have opened new agricultural and industrial opportunities.
Those who are willing to apply their energy, initiative, money, and
labor will find the rewards accordingly.

Consider the states of Idaho, Oregon, Washington, Utah, Nevada,
California, Montana, Wyoming, Colorado, Nebraska or Kansas.
Information and literature will be sent on request. Please indicate
states and type of agriculture or industry in which you are interested.

Address: EARLE G. REED, Supervisor
Agricultural Development
UNION PACIFIC RAILROAD
Room 10
Omaha, Nebraska



*If Something Comes Up That
Demands Your Attention,
Don't Worry—
TELEGRAPH!*

Reservations—appointments—Tele-
grams will attend to all of them—
quickly, surely. The cost is low.

Tourate Telegrams—35 cents for 15 words be-
tween any two Western Union offices in the United
States. Tourate message may consist of time of arrival
at point from which message is sent—state of health and
weather conditions—characterization of trip—time of
departure—points at which subsequent stops will be
made, and time of arrival at destination. Business
matters may not be incorporated in Tourate telegrams.

The porter will send your telegram or cablegram from
the next station. The Union Pacific connects with
Western Union—the one telegraph system that serves
everyone, everywhere.

Western Union Blanks In Every Car.

WESTERN UNION

**EASY, FAST and
SAFE**

Like railway travel, nation-wide Railway Express shipping
service is convenient and dependable all the way. Packages
are picked up and delivered by motor truck in all cities and
principal towns without extra charge. They are forwarded
at passenger train speed, and sureness is made doubly sure
by two receipts—one to the shipper, another to Railway
Express on delivery. For service and information, phone
your nearest Railway Express office.

RAILWAY EXPRESS AGENCY
INCORPORATED

NATION-WIDE SERVICE

SPECIAL SERVICE—Without extra charge, you can phone a
Western Union messenger to pick up your Railway Express
packages, or you can leave them at any Western Union office.

Sample Low Cost Meals Served in Union Pacific Dining Cars

On Trains:—

CHALLENGER DINING CAR SERVICE

The Challenger, Chicago-Los Angeles: Denver Limited, Kansas City-Denver: Pacific Limited, Kansas City-Los Angeles and Chicago-Los Angeles: The Columbine and Mountain Bluebird, Omaha-Denver: all Salt Lake City-Butte trains.

BREAKFAST—Twenty-Five Cents

No. 1 CHILLED ORANGE JUICE
HAM OR BACON AND EGGS
FRIED, BOILED OR SCRAMBLED
HOT ROLLS DRY OR BUTTERED TOAST
COFFEE TEA MILK

No. 2 CHILLED ORANGE JUICE
SELECTION OF ANY LISTED FRUIT OR CEREAL
HOT ROLLS DRY OR BUTTERED TOAST
COFFEE TEA MILK

LUNCHEON—Thirty Cents

No. 1 CREAMED MINCED CHICKEN
WITH GREEN PEPPERS
MASHED POTATOES PEAS IN BUTTER
ASSORTED BREAD AND BUTTER
RICE PUDDING—FRUIT SAUCE
COFFEE TEA MILK

No. 2 SELECT FRUIT PLATE FINGER SANDWICHES
RICE PUDDING—FRUIT SAUCE
COFFEE TEA MILK

DINNER—Thirty-Five Cents

SMALL DINNER STEAK, MUSHROOMS
BROWNED POTATOES
WHOLE KERNEL CORN IN BUTTER
HOT DINNER ROLLS
VANILLA ICE CREAM, SWEET WAFERS
COFFEE TEA MILK

On other principal Union Pacific Trains the same low cost table d'hote meals are served to coach and tourist car passengers in their seats. In addition, sandwiches at 10 cents; coffee or milk 5 cents; fruit, doughnuts, etc. at 5 cents each; tea 10 cents. This type meal is not available on the San Francisco Overland Limited.

On Trains:—

COFFEE SHOP DINING CAR SERVICE

Pacific Limited—Chicago-Los Angeles, Chicago-Portland, Kansas City-Denver—Los Angeles, Kansas City-Denver—Portland. Denver Limited—Kansas City-Denver: The Columbine and Mountain Bluebird—Omaha-Denver: all Salt Lake City-Butte trains.

COFFEE SHOP SELECT BREAKFASTS
(Include selection of Fruit or Cereal, Bread and Beverage as listed)

1. Broiled Fresh Fish70
2. Salt Mackerel, Steamed Potato65
3. Broiled Lamb Chops on Toast75
4. Ham or Bacon with Eggs70
5. Calf's Liver with Bacon70
6. Minced Ham Scrambled with Eggs60
7. Corned Beef Hash with Poached Egg60
8. Poached Eggs on Toast or Plain Omelet55
9. Griddle Cakes with Bacon or Sausage60
10. Eggs—Boiled, Fried, Scrambled or Shirred50
11. French Toast with Currant Jelly50
12. Griddle Cakes with Maple Syrup50

HOT ROLLS MUFFINS TOAST
COFFEE TEA MILK COCOA
NON-CAFFEINE COFFEE

If both Fruit and Cereal served with the above an additional charge of 15 cents will be made.
A la Carte Service is Also Featured.

COFFEE SHOP SELECT LUNCHEONS
(Include Soup, Vegetables, Bread, Salad, Beverage and Dessert as listed)

PUREE OF SPLIT PEAS
HOT CONSOMME

1. Filet of Halibut, Tartar Sauce75
2. Creamed Chicken Flakes, a la King85
3. Calf's Liver Sauté with Bacon75
4. Roast Sirloin of Beef, Milanais75

MASHED POTATOES SPINACH WITH EGG
BREAD AND BUTTER
FRUIT SALAD, PRINCESS DRESSING
HOT MINCE PIE
VANILLA ICE CREAM
FIGS IN SYRUP
COFFEE TEA MILK
NON-CAFFEINE COFFEE

A la Carte Service is Also Featured

COFFEE SHOP SELECT DINNERS
(Include Soup, Vegetables, Bread, Salad, Beverage and Dessert as listed.)

CHILLED TOMATO JUICE
FRESH VEGETABLE SOUP

1. Broiled Salmon Steak, Maitre d'Hotel75
2. Breaded Pork Chops, Tomato Sauce85
3. Baked Chicken Pie, Family Style85
4. Roast Lamb, Mint Jelly95

BAKED POTATO CAULIFLOWER, POLONAISE
HOT BRAN MUFFINS
COMBINATION SALAD, FRENCH DRESSING
FRESH APPLE COBBLER WITH CREAM
VANILLA ICE CREAM
HALF GRAPE FRUIT
COFFEE TEA MILK
NON-CAFFEINE COFFEE

\$1.50 Coffee Shop Sirloin Steak Dinner and A la Carte Service are also featured.

"Select" Meals Served in Union Pacific Dining Cars ON ALL STREAMLINERS AND DELUXE TRAINS

Union Pacific Select Breakfasts

(Include Selection of Fruit or Cereal, Bread and Beverage as listed.)

1. Broiled Fresh Fish85
2. Kippered Herring or Minced Ham Scrambled with Eggs80
3. Salt Mackerel, Steamed Potato75
4. Broiled Lamb Chops95
5. Calf's Liver with Bacon90
6. Ham or Bacon with Two Eggs85
7. Eggs—Boiled, Fried, Scrambled or Shirred70
8. Broiled Ham or Bacon with One Egg75
9. Broiled Ham or Bacon80
10. Corned Beef Hash with Poached Egg80
11. Poached Eggs, Vienna Style85
12. Poached Eggs on Toast or Plain Omelet75
13. Combination Omelet80
14. Griddle Cakes with Sausage or Bacon75
15. French Toast with Currant Jelly or Marmalade65
16. Griddle Cakes with Maple Syrup65

HOT ROLLS MUFFINS TOAST
COFFEE TEA MILK COCOA
NON-CAFFEINE COFFEE

If both Fruit and Cereal served with above an additional charge of 15 cents will be made.

A	B
FRUIT OR CEREAL	FRUIT AND CEREAL
TOAST OR ROLLS	TOAST OR ROLLS
BEVERAGE	BEVERAGE
50 Cents	Sixty-Five Cents

C

FRUIT OR CEREAL	BEVERAGE
ONE EGG, ANY STYLE	
TOAST OR ROLLS	
65 Cents.	

A la Carte Service is Also Featured.

Select Luncheons

Include
SOUP, VEGETABLES, BREAD,
SALAD, BEVERAGE AND DESSERT AS LISTED
PUREE OF GREEN PEAS
CONSOMME, HOT OR JELLIED

Fried Filet of Sole, Tartar Sauce \$1.00
Veal Cutlet, Sauté, Fried Tomato 1.15
Breaded Lamb Cutlets, Creamed Peas 1.25
Braised Calf's Sweetbreads, Financiere 1.25
Omelet with Chicken Livers, Mushrooms90
Special Cold Plate Luncheon 1.00

MASHED POTATOES BUTTERED NEW CARROTS
POTATOES RISSOLE GOLDEN WAX BEANS
HOT LUNCHEON ROLLS
PINEAPPLE AND COTTAGE CHEESE
FRESH RHUBARB PIE VANILLA ICE CREAM
COFFEE TEA MILK

Suggestions for Light Luncheons

Toasted Sardine Sandwich, Dill Pickles, Green Olives, Mexican Slaw, Swiss Cheese, Beverage \$.75

Fruit Plate Luncheon80
Selection of choice Fresh Fruit, Bread and Butter or Toasted Rolls, Beverage

Toasted Chicken and Tomato Sandwich, Ice Cream and Dainty Wafers, Beverage85

Broiled Small Tenderloin Steak Sandwich, Shoestring Potatoes, French Fried Bermuda Onion, Pie with Cheese, Beverage95

Also a la carte Service at Reasonable Prices

Select Dinners

Include
SOUP, VEGETABLES, BREAD, SALAD
BEVERAGE AND DESSERT AS LISTED
VEGETABLE Julienne
CONSOMME (hot or jellied)

Broiled Sea Bass, Maitre d'Hotel \$1.00
Boiled Sugar-Cured Ham with New Spinach90
Baked Chicken Pie, Family Style 1.15
Broiled Lamb Chops on Toast, Mint Jelly 1.25
Minute Steak, Fresh Mushrooms 1.35
Omelet With Fresh Mushrooms90
Roast Prime Beef, au Jus 1.25

NEW POTATOES IN CREAM
NEW GARDEN PEAS FRENCH FRIED POTATOES
GOLDEN BANTAM CORN
THE SALAD BOWL
HOT FIG-BRAN MUFFINS
VANILLA ICE CREAM
STRAWBERRY SHORTCAKE
IMPERIAL CHEESE WITH CRACKERS
COFFEE TEA MILK

Also a la Carte Service at Reasonable Prices


On the Streamliners "City of Los Angeles" and "City of Portland," Continental Dinners are served at \$1.75.

On The Challenger

TRAIN SENSATION OF THE WEST



Delicious **LOW COST MEALS**



- Passengers on The Challenger—and on other Union Pacific trains serving “Challenger” meals—always are agreeably surprised at the quality of the food and the generous portions served for the small cost.
- For example, imagine getting orange juice, two fresh eggs, two crisp slices of bacon, toast and delicious coffee for only 25 cents. (Other sample menus are given on the opposite page.) Three complete meals a day for only 90 cents! That gives you an idea of how economical it is to travel by train.
- In addition to “Challenger” meals served in attractive “coffee shop” dining cars, similar meals are served at seats to coach and Pullman tourist sleeping car passengers on a few Union Pacific trains. And, of course, a la carte service is available in all Union Pacific dining cars. Utmost care is used in selecting a high quality of fresh foods for “meals that appeal”, prepared by experienced chefs.

THE PROGRESSIVE

UNION PACIFIC RAILROAD

UNION PACIFIC RAILROAD

For Your Convenience

Here is a list of Union Pacific office addresses, telephone numbers, and names of the men at each. If you want advice in connection with your travel problems, call the nearest office.

Someone there will gladly give you the information. These offices are at your service—for reservations, for convenient side trips, for help in changing trains or making connections.

ABERDEEN, WASH.—3 Union Passenger Station, K and River Sts.—Phone 1045
 W. E. M. SCHLOEMAN... General Agent
 ASTORIA, ORE.—Foot of Eleventh Street... Phone 304
 FLOYD C. FOSTER... Traffic Agent
 ATLANTA, GA.—1232 Healey Building... Phone Walnut 5163
 P. S. SMITH... General Agent
 V. C. KUHN... Traveling Freight and Passenger Agent
 BEND, ORE.—118 Oregon Street... Phone 63-W
 JOHN W. PADDE... General Agent
 BOISE, IDAHO—Idaho Bldg., 212 No. 8th St.—Phone 414
 JOEL L. PRIEST... General Agent
 J. F. BAKER... Traveling Freight and Passenger Agent
 W. J. HYNES... Traveling Freight and Passenger Agent
 RHEES FIFE... Traveling Freight and Passenger Agent
 BOSTON, MASS.—207 Old South Bldg., 294 Washington St.—Phone Hubbard 6230
 MORTON MANX... General Agent
 CARROLL M. BROWN... City Passenger Agent
 T. C. WALLACE... Traveling Freight and Passenger Agent
 G. A. OULTON... Traveling Freight and Passenger Agent
 M. W. COONERTY... Traveling Freight and Passenger Agent
 BREMERTON, WASH.—Consolidated Ticket Office, 228 First St.—Phone 723
 A. F. LEE... Agent
 BUTTE, MONT.—229 Rialto Bldg., 4 South Main Street—Phone 22389
 HENRY COULAM... General Agent
 J. D. HAGUE... Traveling Freight and Passenger Agent
 HAROLD F. KNIGHT... Passenger Representative
 Consolidated Ticket Office—2 North Main Street—Phone 3276
 D. E. WILDER... Agent
 CHEYENNE, WYO.—Union Pacific Station—Phone 432
 N. A. MILLER... Ticket Agent
 J. E. GREER... Freight Agent
 A. W. DAVIS... Traveling Freight Agent
 CHICAGO, ILL.—City Ticket Office, 6 So. LaSalle Street, Otis Building—Phone Randolph 0141
 A. G. BLOOM... General Agent, Passenger Department
 WILLIAM WARNER... City Passenger Agent
 H. G. LARIMER... City Passenger Agent
 HARRY A. HANSEN... Passenger Agent
 I. D. KESSLER... Traveling Passenger Agent
 E. E. ROBERTSON... Traveling Passenger Agent
 Freight Department—1419 Garland Bldg., 58 East Washington Street—Phone Randolph 0141
 F. L. FEAKINS... Assistant Freight Traffic Manager
 C. A. FOLLOCK... General Agent, Freight Department
 E. W. MAU... Traveling Freight Agent
 D. H. VOLTZ... Traveling Freight Agent
 CINCINNATI, OHIO—705 Dixie Term. Bldg., 4th and Walnut Sts.—Phone Main 0144
 F. B. SWOPE... General Agent
 J. J. MCCARTHY... District Passenger Agent
 W. A. LOONEY... City Passenger Agent
 WM. HETHERINGTON... Traveling Passenger Agent
 E. J. MCCLEAN... Traveling Passenger Agent
 F. G. BUSCH... Traveling Freight Agent
 J. R. LIVSEY... Traveling Freight Agent
 H. S. BRENDLE... Traveling Freight Agent
 CLEVELAND, OHIO—1006 (Tenth Floor) Terminal Tower, 50 Public Square—Phone Main 3070
 W. H. BENHAM... General Agent
 A. G. HERBSTER... City Passenger Agent
 RICHARD E. BURF... Traveling Passenger Agent
 EDWIN H. ALLEN... Traveling Freight and Passenger Agent
 C. J. STEGEMAN... Traveling Freight and Passenger Agent
 COUNCIL BLUFFS, IA.—Union Pacific Transfer Depot—Phone 491
 ANDREW McMILLEN... Freight and Passenger Agent
 DALLAS, TEXAS—1029 Kirby Bldg., Main and Akard Sts.—Phone 7-1778
 E. G. KOENEMAN... General Agent
 JOHN D. BENDA... Traveling Freight and Passenger Agent
 DENVER, COLO.—City Ticket Office, 601 Seventeenth Street—Phone Keystone 4141
 ARTHUR C. SMITH... General Agent, Passenger Department
 K. N. MIDDLEKAUFF... City Passenger Agent
 M. J. HANDLEY... City Passenger Agent
 W. J. MURPHY... City Passenger Agent
 HARRY W. BROWN, JR... Passenger Representative
 R. K. TOMPKINS... Passenger Representative
 F. B. VAN SAUN... Depot Passenger Agent
 O. B. STAPLETON... Traveling Passenger Agent
 H. A. ENGLESON... Traveling Passenger Agent
 V. J. KEELY... Traveling Freight Agent
 J. W. HASKELL... Traveling Freight Agent
 A. H. GENGE... Traveling Freight Agent
 C. L. NYE... Live Stock Agent
 DES MOINES, IOWA—407 Equitable Bldg., 6th & Locust Sts.—Phone 5-5023
 FRED P. STAFFORD... General Agent
 R. L. HENRY... Traveling Freight and Passenger Agent
 A. J. MCGRATH... Traveling Freight and Passenger Agent
 S. J. KARTHAUS... Traveling Passenger Agent
 DETROIT, MICH.—508 Transportation Bldg., 131 Lafayette Blvd., West—Phone Cadillac 5648
 A. R. MALCOLM... General Agent
 GEO. R. BIERMAN... City Passenger Agent
 J. G. HOWEY... Traveling Freight and Passenger Agent
 W. W. HOTT... Traveling Freight and Passenger Agent
 V. J. ECKERLE... Passenger Agent
 EAST LOS ANGELES, CALIF.—5454 Ferguson Drive—Phone Argus 6509
 T. L. VOGEL... Ticket Agent
 EUGENE, ORE.—1691 Olive Street—Phone 2855-W
 E. S. FARRELL... Traveling Traffic Agent
 FORT COLLINS, COLO.—Union Pacific Station—Phone 223
 L. B. WHITEHEAD... Passenger and Ticket Agent
 FRESNO, CALIF.—207 Rowell Bldg., Tulare St. and Van Ness Ave.—Phone 21616
 T. F. BROSNABAN... General Agent
 H. G. PELLETIER... Traveling Freight and Passenger Agent
 F. H. TAYLOR... Traveling Freight and Passenger Agent
 GERING, NEBR.—Union Pacific Station—Phone 35
 S. C. CLARKE... General Agent
 GLENDALE, CALIF.—129 South Brand Boulevard—Phone Douglas 372
 MADISON H. FOWLER... General Agent
 GREELEY, COLO.—Union Pacific Station—Phone 2
 E. H. MATHEWS... Passenger and Ticket Agent

HOLLYWOOD, CALIF.—City Ticket Office, Christie Hotel, 6702 Hollywood Blvd.—Phone
 C. E. POTTER... General Agent, Passenger Department
 J. K. MURRAY... City Passenger Agent
 KANSAS CITY, MO.—City Ticket Office, 805 Walnut St.—Phone Victor 6530
 E. M. MATTES... General Agent, Passenger Department
 C. F. HALLSMAN... City Passenger Agent
 W. C. MOWBRAN... City Passenger Agent
 G. B. CRIPPEN... Passenger Representative
 J. D. HURLEY... Depot Passenger Agent
 O. D. CROFUT... Traveling Passenger Agent
 JAMES L. BOSTICK... Traveling Passenger Agent
 Gen'l Freight Dept.—721 Railway Exch. Bldg., 7th & Walnut Sts.—Phone Victor 6530
 R. A. PETERS... General Agent, Freight Department
 J. M. MILLS... Traveling Freight Agent
 I. O. STUVER... Traveling Freight Agent
 E. W. GIBSON... Live Stock Agent, Live Stock Bldg.—Phone Halley 215
 KETCHUM, IDAHO—Sun Valley Lodge... Transportation Agent
 LAS VEGAS, NEV.—Union Pacific Station—Phone 4
 IRA V. HELMICK... Passenger Representative
 B. M. PRESCOTT, Traveling Agent... (422 West Sixth St., Los Angeles, Cal.)
 LEWISTON, IDAHO—Room 7, Union Depot—Phone 1163
 H. J. BERGER... General Agent
 LINCOLN, NEBR.—City Ticket Office, 130 So. 13th St.—Phone B-1167
 A. D. GRANT... General Agent
 LONG BEACH, CALIF.—City Ticket Office, 220 Pine Avenue—Phone 62493
 OTTO NILSSON... General Agent
 J. H. HARRINGTON... City Passenger Agent
 S. M. SMITH... City Freight and Passenger Agent
 LONGVIEW, WASH.—Phone 318
 GUY L. ANDERSON... General Agent
 LOS ANGELES, CALIF.—City Ticket Office, 434 W. 6th St.—Phone Trinity 9211
 L. M. BROWN... General Agent, Passenger Department
 C. P. ENSIGN... City Passenger Agent
 C. V. LEWIS... City Passenger Agent
 C. C. DWYER... City Passenger Agent
 R. C. BREMMER... City Passenger Agent
 LEO P. DRAKE... City Passenger Agent
 R. A. CASTERLINE... City Passenger Agent
 J. D. T. BRYAN (Central Passenger Station)... Depot Passenger Agent
 V. J. SCHMITTOTH... Four Representative
 C. L. WERN... Traveling Passenger Agent
 LESTER DEWITT... Traveling Passenger Agent
 J. J. WALKER (Branch Ticket Office, 517 Pac. Electric Bldg., 6th & Main)... Agent
 E. MCKENNEY (Branch Office, 451 South Main Street)... Agent
 422 West Sixth Street—Phone Trinity 9211
 R. E. DRUMMY... General Agent, Freight Department
 E. W. GILLILAND... Traveling Freight Agent
 MILWAUKEE, WIS.—814 Warner Bldg., 212 W. Wisconsin Ave. Phone Marquette 7022
 K. T. MINDEMANN... General Agent
 C. C. CROUSE... City Passenger Agent
 EDWARD A. RYAN... Traveling Passenger Agent
 MARSHALL R. BRYAN... Traveling Freight Agent
 MINNEAPOLIS, MINN.—890 Northwestern Bank Bldg., 620 Marquette Ave.—Phone
 E. H. HAWLEY... General Agent
 A. J. WILBERSTEN... City Passenger Agent
 W. H. BENNAN... Traveling Freight and Passenger Agent
 J. E. PILON... Traveling Freight and Passenger Agent
 NEW ORLEANS, LA.—1007 Carondelet Bldg., 226 Carondelet St.—Phone
 G. J. GARMON... General Agent
 NEW YORK, N.Y.—Room 511, 521 Fifth Ave. Phone Murray Hill 2-4450
 H. A. LAWRENCE... General Agent, Passenger Department
 G. I. GILES... District Passenger Agent
 J. M. GARDNER... City Passenger Agent
 H. L. QUADE, JR... City Passenger Agent
 FLOYD H. CORBIN... City Passenger Agent
 M. KRAUS... Passenger and Ticket Agent
 JOHN F. SCHWARTZ... Passenger Agent
 C. J. SMITH... Traveling Passenger Agent
 W. T. BURNS... General Agent, Freight Department
 W. V. MAY... Traveling Freight Agent
 OAKLAND, CALIF.—215 Central Bank Bldg., 436 14th St.—Phone Glencourt 5578
 M. S. SWANSON... General Agent
 J. A. GOLOBICK... City Passenger Agent
 OGDEN, UTAH—Ben Lomond Hotel Bldg., 25th & Washington St. Phone Main 2500
 C. L. MCKNIGHT... General Agent
 JUNE M. FORSHA... Passenger Representative
 OMAHA, NEBR.—Union Pacific Headquarters Bldg., 1416 Dodge St.—Phone Jackson 5322
 E. A. KLIPPEL, JR... Assistant General Passenger Agent
 H. B. NORTHCOTT... Assistant General Passenger Agent
 L. G. MEDER... General Agent, Passenger Department
 L. R. TIBKE... City Passenger Agent
 E. B. JOHNSON... Depot Passenger Agent
 G. T. CAREY... Passenger Representative
 F. E. WATKINS... Traveling Passenger Agent
 E. C. MALLON... Traveling Passenger Agent
 C. W. EYERS... General Agent, Freight Department
 E. G. CLAY... Traveling Freight Agent
 EARLE G. REED... Supervisor Agricultural Development
 City Ticket Office—301 So. 16th Street—Phone Jackson 5322
 WALTER CONREY... Agent
 PASADENA, CALIF.—Union Pacific Station 205 W. Colorado St.—Phone Wakefield 4107
 C. F. FARMER... General Agent
 L. C. FOWLER... Passenger and Freight Traffic Agent
 PHILADELPHIA, PA.—904 Girard Trust Co. Bldg., Broad St. & So. Penn Sq.—Phone
 H. L. LAUBY... General Agent
 THOMAS ORT... Rittenhouse 2170
 L. J. MCKERNAN... City Passenger Agent
 GORDON G. NOBLE... Traveling Freight and Passenger Agent
 T. M. J. FRITZ... Traveling Freight and Passenger Agent
 PITTSBURGH, PA.—216 Oliver Bldg., Smithfield Street and Sixth Avenue—Phone
 JOHN D. CARTER... General Agent
 EDWARD EMERY... District Passenger Agent
 G. O. HASSENFRITZ... Traveling Freight and Passenger Agent
 GREGG W. COOK... City Passenger Agent

(Continued on next page)

POMONA, CALIF.—Union Pacific System Passenger Station—*Phone Pomona 1288*
 F. I. MARKEY..... Passenger and Freight Traffic Agent
 PORTLAND, ORE.—City Ticket Office—701 S. W. Washington Street—
 BURTON BECK *Phone*..... General Agent, Passenger Department
 N. B. FALLAS *Broadway 7771*..... Traffic Agent
 R. E. WURSTER..... Traffic Agent
 SAM D. ALLEN..... Traffic Agent
 O. M. HANSEN..... Traffic Agent
 WM. H. AHLGRIM, JR..... Traffic Agent
 751 Pittcock Block, 921 S. W. Washington Street— *Phone Broadway 7771*
 G. L. LEONARD..... General Agent, Freight Department
 C. H. JACKA..... Traveling Traffic Agent
 L. P. HANNA..... Traveling Traffic Agent
 H. D. ATHON..... Live Stock Agent
 REDLANDS, CALIF.—4 Orange Street, Fisher Building— *Phone Main 1133*
 WALTER DITTMER..... Passenger and Freight Traffic Agent
 RENO, NEV.—200 Lyon Bldg., Second and Center Streets— *Phone Reno 4881*
 E. E. LARKIN..... General Agent
 RIVERSIDE, CALIF.—Union Pacific Pass. Station, 7th & Vine Sts.— *Phone 626*
 W. F. NASH, JR..... General Agent
 W. H. McPHERSON..... Traveling Freight and Passenger Agent
 ST. JOSEPH, MO.—City Ticket Office, 517 Francis Street— *Phone 6-1472*
 F. X. SCHENBERG..... Passenger and Ticket Agent
 J. W. MARTIN..... Traveling Freight and Passenger Agent (Hastings, Nebr.)
 ST. LOUIS, MO.—203 Carleton Bldg., 308 North 6th St.— *Phone Chestnut 7760*
 F. F. ROBINSON..... General Agent
 M. A. LIGHT..... City Passenger Agent
 J. M. REBMANN..... Traveling Passenger Agent
 E. R. FIELD..... Traveling Freight and Passenger Agent
 W. B. MARKHAM, (Memphis, Tenn.)..... Traveling Freight and Passenger Agent
 J. W. MCBURNEY..... Traveling Freight Agent
 SACRAMENTO, CALIF.—217 Forum Bldg., 1107 Ninth St.— *Phone Main 295*
 F. A. FOX..... General Agent
 W. M. BROWN..... Traveling Freight and Passenger Agent
 V. J. CHRISTENSEN..... Traveling Freight and Passenger Agent
 SALINA, KANS.—Third and Ash Streets— *Phone 297*
 J. M. BROWN..... General Agent
 SAM REINHARDT..... Traveling Freight Agent
 SALT LAKE CITY, UTAH—City Ticket Office—Hotel Utah, Main & S. Temple Sts
 C. H. SALTMARSH *Phone*..... General Agent, Passenger Department
 W. J. THOMAS..... District Passenger Agent
 E. A. SHEWE *Wasatch 206*..... City Passenger Agent
 F. L. MCKEAN..... City Passenger Agent
 ROYAL R. CHAMBERLAIN..... Traveling Passenger Agent
 KENNETH E. KNAPP..... Passenger Representative
 W. H. WATSON..... Passenger Representative
 G. R. COREY, JR..... Depot Passenger Agent
 B. W. HANSON..... General Agent, Freight Department
 J. D. FORD, JR..... Traveling Freight Agent
 F. KASTLER..... Traveling Freight Agent
 JAMES H. PHELPS..... Live Stock Agent
 SAN DIEGO, CALIF.—345 Plaza Street— *Phone Franklin 7241*
 E. H. HODGINS..... General Agent

SAN FRANCISCO, CALIF.—City Ticket Office, 355 Geary St., Hotel Stewart—
 H. W. HICKS *Phone*..... General Agent, Passenger Department
 L. A. WIRGLER *Garfield 6030*..... City Passenger Agent
 E. A. ODELL..... City Passenger Agent
 415 Monadnock Building, 681 Market Street— *Phone Garfield 6030*
 J. L. TOTTEN..... General Agent, Freight Department
 R. J. KENNEDY..... Traveling Freight and Passenger Agent
 SAN JOSE, CALIF.—206 1st Nat. Bk. Bldg., Santa Clara & 1st Sts.— *Phone Ballard 630*
 R. M. RITCHIE..... General Agent
 F. M. BUTTKER..... Traveling Freight and Passenger Agent
 H. C. DAMNER..... Traveling Freight and Passenger Agent
 SAN PEDRO, CALIF.—City Ticket Office, 101 West Seventh St.— *Phone 1073*
 J. V. CONNETT..... General Agent
 JOHN M. GARNER..... City Freight and Passenger Agent
 SANTA ANA, CALIF.—City Ticket Office—305 North Main Street.— *Phone 1877*
 W. A. SHOOK..... General Agent
 R. W. BLAND..... City Freight and Passenger Agent
 SANTA MONICA, CALIF.—309 Santa Monica Boulevard— *Phone 2183*
 S. C. FROST..... General Agent
 SEATTLE, WASH.—204 Union Station, 4th Ave. & Jackson St.— *Phone Elliott 6933*
 H. M. WEST..... Assistant General Freight and Passenger Agent
 W. S. ELLIOTT..... General Agent, Freight Department
 FRANK S. ELLIOTT..... Traveling Traffic Agent
 City Ticket Office—1403 Fourth Avenue— *Phone Elliott 6933*
 A. L. IVES..... General Agent, Passenger Department
 H. E. MOORES..... Traffic Agent
 H. K. SCHULER..... Traffic Agent
 SIOUX CITY, IOWA—405 Commerce Bldg., 520 Neb. St.— *Phone Automatic 68328*
 K. G. CARLSON..... General Agent, Freight Department
 SPOKANE, WASH.—Union Station— *Phone Main 4121*
 T. J. DOWD..... General Agent
 W. O. BALDWIN..... Traveling Traffic Agent
 C. P. MCARTHUR..... Traveling Traffic Agent
 F. F. DAVIS..... Traveling Traffic Agent (413 Royal Hotel, Calgary, Canada.)
 City Ticket Office—North 1 Post Street. *Phones Main 4121 and Main 2261*
 F. M. DE RIEMER..... Traffic Agent
 TACOMA, WASH.—114 South Ninth Street— *Phone Main 2136*
 R. J. CURTIN..... General Agent
 E. R. ALLAN..... City Passenger Agent
 RICHARD WARD..... Traffic Agent
 STANLEY M. HOFFEDITZ..... Traveling Traffic Agent (Chehalls, Wash.)
 TORONTO, ONT.—201 Canadian Pacific Bldg., 69 Yonge St.— *Phone Elgin 4685*
 W. W. CREIGHTON..... General Agent
 TULSA, OKLA.—320 Kennedy Bldg., 321 South Boston St.— *Phone 26859*
 J. C. BEAUMONT..... General Agent
 L. B. BRADLEY..... Traveling Freight and Passenger Agent
 WALLA WALLA, WASH.—Baker Building, Main and 2nd Streets— *Phone Main 14*
 J. H. CUNNINGHAM..... General Agent
 J. I. PURDY..... Traveling Traffic Agent (Pendleton, Ore.)
 WINSTON-SALEM, N. C.—632 Reynolds Bldg., 4th and Main Sts.— *Phone 4881*
 J. O. DUCKETT..... Traveling Freight and Passenger Agent
 YAKIMA, WASH.—Union Pacific Building, 104 W. Yakima Ave.— *Phone 4181*
 H. M. ADKINS..... General Agent

C. C. WEEDIN
 General Fht. & Pasgr. Agent
 KANSAS CITY, MO.
A. J. SEITZ
 Assistant Traffic Manager
 SALT LAKE CITY, UTAH
C. J. COLLINS
 Asst. Passenger Traffic Manager
 OMAHA, NEBR.

W. T. PRICE
 General Fht. & Pasgr. Agent
 DENVER, COLO.
A. S. EDMONDS
 Assistant Traffic Manager
 PORTLAND, ORE.
W. S. BASINGER
 Passenger Traffic Manager
 OMAHA, NEBR.

LOUIS MOTTER
 General Fht. & Pasgr. Agent
 ST. JOSEPH, MO.
A. V. KIPP
 Assistant Traffic Manager
 LOS ANGELES, CALIF.
R. R. MITCHELL
 Freight Traffic Manager
 OMAHA, NEBR.

L. E. OMER
 General Passenger Agent
 LOS ANGELES, CALIF.
W. H. OLIN
 Assistant Traffic Manager
 SAN FRANCISCO, CALIF.
F. W. ROBINSON
 Vice-President—Traffic
 OMAHA, NEBR.

J. C. CUMMING
 General Passenger Agent
 PORTLAND, ORE.

DEPARTMENT OF TOURS (UNION PACIFIC RAILROAD—CHICAGO & NORTH WESTERN) 148 So. Clark Street, Chicago, Ill.
 JOHN C. POLLOCK, Manager (See Department of Tours Advertisement on Page 38.)

1937 JUNE 1937						
SUN	MON	TUE	WED	THU	FRI	SAT
		1	2	3	4	5
6	7	8	9	10	11	12
13	14	15	16	17	18	19
20	21	22	23	24	25	26
27	28	29	30			

1937 JULY 1937						
SUN	MON	TUE	WED	THU	FRI	SAT
				1	2	3
4	5	6	7	8	9	10
11	12	13	14	15	16	17
18	19	20	21	22	23	24
25	26	27	28	29	30	31

1937 AUGUST 1937						
SUN	MON	TUE	WED	THU	FRI	SAT
1	2	3	4	5	6	7
8	9	10	11	12	13	14
15	16	17	18	19	20	21
22	23	24	25	26	27	28
29	30	31				

1937 SEPTEMBER 1937						
SUN	MON	TUE	WED	THU	FRI	SAT
			1	2	3	4
5	6	7	8	9	10	11
12	13	14	15	16	17	18
19	20	21	22	23	24	25
26	27	28	29	30		

Union Pacific Trains Use These Stations

- Boise, Idaho: Union Pacific Station.
- Butte, Montana: Union Station, 820 East Front Street.
- Cheyenne, Wyoming: Union Pacific Station, 15th Street at Capitol Avenue.
- Chicago, Illinois: C. & N. W. Terminal, Canal and Madison Streets.
- Denver, Colorado: Union Station, Foot of Seventeenth Street.
- Kansas City, Mo.: Union Station, Main Street and Union Station Plaza.
- Los Angeles, Calif.: Central Station, Fifth Street and Central Avenue.
- Oakland, Calif.: Southern Pacific 16th Street Station, Foot of 16th Street.
- Oakland Pier, Calif.: Southern Pacific Terminal.
- Ogden, Utah: Union Station, 25th and Wall Streets.
- Olympia, Wash.: Union Pacific Station, Corner 4th Avenue and Adams Street.
- Omaha, Nebraska: Union Station, 10th and Marcy Streets.
- Pendleton, Oregon: Union Pacific Station, Corner Main and Railroad Sts.
- Pocatello, Idaho: Union Pacific Station, Foot of West Bonneville Street.
- Portland, Oregon: Union Station, Sixth and Johnson Streets.
- Riverside, Calif.: Union Pacific Station, 7th and Vine Streets.
- San Bernardino, Calif.: Union Station, West Third Street.
- San Francisco, Calif.: Ferry Depot, Foot of Market Street.
- Salina, Kansas: Union Station, 400 North 13th Street.
- Salt Lake City, Utah: Union Pacific Station, South Temple and Third West Streets.
- Seattle, Wash.: Union Station, 4th Avenue, South, and Jackson Street.
- Spokane, Wash.: Union Station, Corner Trent Avenue and Washington Street.
- St. Louis, Mo.: Union Station, 18th and Market Streets.
- Tacoma, Wash.: Union Station, 1713 Pacific Avenue.
- Topeka, Kansas: Union Pacific Station, Railroad and North Jackson Streets.
- Yakima, Wash.: Union Pacific Station, West Yakima and South Second Ave.

Never mind the weather.
 Union Pacific trains will get you there quickly, safely,
 in carefree comfort - - and at unbelievably low cost.
 Most of them are fully air-conditioned.

After a Brilliant Winter Season

SUN VALLEY LODGE • Sun Valley, Idaho

*Opens July 1st
as a New Summer Sports Center*



CONTINENTAL RESORT LIFE at its best—SUN VALLEY LODGE—6,000 feet above sea level, in beautiful Sun Valley at the foot of the Sawtooth Mountain Range.

Fishing in pine-fringed lakes and singing streams where the swish of a rod or the whir of a reel is seldom heard.

Waters alive with many varieties of trout, Big Redfish and Little Redfish, Rocky Mountain Whitefish, landlocked and ocean-run Salmon.



Pack-trips into regions as primitive as when white men first came to this rugged wilderness. Mountain climbing and camera-hunting for elusive game.

SUN VALLEY LODGE is a modern, brilliantly designed structure—epicurean cuisine and service. There's an outdoor swimming pool and tennis courts. Days are sunny and warm, nights cool and restful.

Only Union Pacific serves Sun Valley Lodge and the vast wilderness of mountains, forests, lakes and streams surrounding it. Summer rail fares are low. Fast, air-conditioned trains provide clean, cool travel comfort.

Rates at the Lodge are moderate and advance reservations can be made through any Union Pacific representative.

For further information address Union Pacific representatives in principal cities (or) write or wire K. M. SINGER, General Manager, Sun Valley Lodge, Sun Valley, Idaho, or W. S. BASINGER, Passenger Traffic Manager, Union Pacific R. R., Omaha, Nebr.



THE
PROGRESSIVE

UNION PACIFIC RAILROAD