

TRAFFIC REPRESENTATIVES . . . UNION PACIFIC RAILROAD

ABERDEEN, WASH.—3 Union Passenger Station, K and River Sts.— Phone 1045
 C. H. JACKA . . . General Agent

ALHAMBRA, CALIF.—City Ticket Office, 121 W. Main St.— Phone Atlantic 18763
 A. L. GETMAN . . . (or Phone Cumberland 32624) . . . Ticket Agent

ASTORIA, ORE.—Foot of 11th Street— Phone 304
 FLOYD C. FOSTER . . . Traveling Freight and Passenger Agent

ATLANTA 3, GA.—1232 Healey Building— Phone Jackson 1513
 P. S. SMITH . . . General Agent

BEND, ORE.—112 Oregon Ave.— Phone 63
 H. D. ATTHON . . . General Agent

BIRMINGHAM 3, ALA.—701 Brown-Marx Building— Phone 7-1837
 D. V. RICKSON . . . District Freight and Passenger Agent

BOISE, IDAHO—City Ticket Office, Idaho Bldg., 212 No. 8th St.— Phone 414
 KAY L. JOHNSON . . . General Agent

BOSTON 8, MASS.—208 Old South Bldg., 294 Washington St.—
 M. W. COONERTY . . . (Phone Hubbard 6380) . . . General Agent

BREMERTON, WASH.—Consolidated Ticket Office, 228 First St.— Phone 722
 S. S. HARVEY . . . Ticket Agent

BUTTE, MONT.—609 Metals Bank Bldg., 8 West Park Street— Phone 22359
 J. D. FORD . . . General Agent

Consolidated Ticket Office—2 North Main Street— Phone 3275
 D. E. WILDER . . . Ticket Agent

CHEYENNE, WYO.—City Ticket Office, 120 W. 16th St.— Phone 421
 C. E. ASTLER . . . General Agent

CHICAGO 3 ILL.—9-11 South LaSalle Street at Madison— Phone Randolph 0141
 D. H. YOITZ . . . Traffic Manager

C. A. POLLOCK . . . General Freight Agent

C. M. R. BRYAN . . . General Agent, Freight Department

City Ticket Office, one South LaSalle Street—
 JOHN C. POLLOCK . . . (Phone Randolph 0141) . . . General Passenger Agent

CINCINNATI 2, OHIO—303 Dixie Term. Bldg., 4th & Walnut Sts.— Phone Main 0144
 F. B. SWOPE . . . General Agent

CLEVELAND 13, OHIO—1407 Terminal Tower, 50 Public Square—
 C. J. STEGEMAN . . . (Phone Main 3070) . . . General Agent

COUNCIL BLUFFS, IA.—Union Pacific Transfer Depot— Phone 6134
 W. M. CALHOUN . . . Freight and Passenger Agent

DALLAS 1, TEXAS—2108 Mercantile Bank Bldg.— Phone Riverside 1778
 CARROLL M. BROWN . . . General Agent

DENVER 2, COLO.—City Ticket Office, 535 17th Street— Phone Keystone 4141
 P. F. ECHLE . . . Traffic Manager

M. A. LIGHT . . . General Freight Agent

K. N. MIDDLEKAUFF . . . General Agent, Passenger Department

DES MOINES 9, IOWA—407 Equitable Bldg., 6th & Locust Sts.— Phone 3-0583
 EUGENE R. FIELD . . . General Agent

DETROIT 26, MICH.—612 Book Building, 1227 Washington Boulevard—
 MADISON H. FOWLER . . . (Phone Cadillac 7794) . . . Traffic Manager

EAST LOS ANGELES, CALIF.—6454 Ferguson Drive— Phone Angelus 6509
 J. J. WALKER . . . Ticket Agent

EUGENE, ORE.—P. O. Box 431— Phone 2885W
 R. W. MCINTOSH . . . Traveling Freight and Passenger Agent

FRESNO 1, CALIF.—207 Rowell Bldg., Tulare St. and Van Ness Ave.— Phone 4-6571
 L. M. LAYNE . . . General Agent

GERING, NEBR.—Union Pacific Station— Phone 35
 S. C. CLARKE . . . General Agent

GLENDALE 3, CALIF.—City Ticket Office, 206 North Brand Boulevard—
 W. A. SHOOK . . . (Phone Citrus 1-2174 or Chapman 5-1370) . . . General Agent

HOLLYWOOD 28, CALIF.—City Ticket Office, 6702 Hollywood Blvd.—
 V. J. SCHMITTROTH . . . (Ph. Hillside 0221) Gen'l Agt., Passenger Department

HUNTINGTON PARK, CALIF.—City Ticket Office, 7002 Pacific Blvd.—
 R. H. LUND . . . (Phone Kimball 9281) . . . Passenger Agent

KANSAS CITY 6, MO.—200 Waldheim Bldg., 6 East Eleventh St.— Ph. Victor 6530
 D. R. ALEXANDER . . . General Freight and Passenger Agent

SAM REINHARDT . . . General Agent, Freight Department

City Ticket Office—2 East Eleventh Street—
 E. M. MATTES . . . (Phone Victor 6530) . . . General Agent, Passenger Department

LAS VEGAS, NEV.—Union Pacific Station— Phone 1120
 R. A. BLONDE . . . Ticket Agent

LEWISTON, IDAHO—Room 7, Union Depot— Phone 1163
 H. J. BERGER . . . General Agent

LINCOLN 8, NEBR.—City Ticket Office, 130 So. 13th St.— Phone 2-6517
 W. W. JOHNS . . . General Agent

LONG BEACH 2, CALIF.—City Ticket Office, 144 Pine Avenue— Phone 7-2931
 H. J. DeLACY . . . General Agent

LONGVIEW, WASH.—
 GUY L. ANDERSON, Freight Station, Phone 818— . . . General Agent

LOS ANGELES 14, CALIF.—Union Pacific Bldg., 422 W. 6th Street—
 W. T. PRICE . . . (Phone Trinity 9211) . . . Traffic Manager

C. F. FARMER . . . General Passenger Agent

W. H. MCGUNE . . . General Freight Agent

Union Pacific Building—608 So. Olive Street— Phone Trinity 9211
 C. F. HALLSMAN . . . General Agent, Passenger Department

W. F. NASH—610 So. Olive Street . . . General Agent, Freight Department

MEMPHIS 3, TENN.—1720 Sterick Bldg.—8 North Third St.— Phone 8-6220
 W. B. MARKHAM . . . District Freight and Passenger Agent

MILWAUKEE 3, WIS.—814 Warner Bldg., 212 W. Wisconsin Ave.—
 K. T. MINDEMANN . . . (Phone Marquette 7833) . . . General Agent

MINNEAPOLIS 2, MINN.—890 Northwestern Bank Bldg., 620 Marquette Ave.—
 EMIL W. MAU . . . (Phone Main 2451) . . . General Agent

NEW ORLEANS 12, LA.—504 Canal Bldg., 210 Baronne Street—
 JOHN D. BENDA . . . (Phone Canal 2274) . . . General Agent

NEW YORK 20, N.Y.—626 Fifth Ave., Suite 350, Rockefeller Center—
 H. L. LAUBY . . . (Phone Circle 6-4900) . . . Eastern Traffic Manager

C. H. SALTSMARSH . . . General Agent, Passenger Department

H. C. YERGER . . . General Agent, Freight Department

OAKLAND 12, CALIF.—215 Central Bank Bldg., 436 14th St. Phone Glencourt 8578
 W. F. DAY . . . General Agent

OGDEN, UTAH—City Ticket Office, Ben Lomond Hotel Bldg.— Phone 5533
 J. F. BAKER . . . General Agent

OMAHA 2, NEBR.—City Ticket Office—Corner 15th & Dodge Streets—
 WALTER CONREY . . . (Phone Jackson 5832) Gen'l Agent, Passenger Department

J. R. FRISK . . . General Agent, Freight Department

City Ticket Office—1614 Farnam Street— Phone Jackson 5822
 W. W. NEILL . . . Ticket Agent

PASADENA 1, CALIF.—Un. Pac. Station, 205 W. Colorado St.— Ph. Sycamore 2-4107
 L. A. WIRGLER . . . General Agent

PHILADELPHIA 2, PA.—904 Girard Trust Bldg., Broad St. & So. Penn Sq.—
 MORTON MANN . . . (Phone Rittenhouse 6-2170) . . . General Agent

PITTSBURGH 22, PA.—1419 Oliver Bldg., Smithfield Street and Sixth Avenue—
 JOHN D. CARTER . . . (Phone Atlantic 0260) . . . General Agent

POCATELLO, IDAHO—Union Pacific Passenger Station— Phone 268
 W. L. HARBY . . . Ticket Agent

POMONA, CALIF.—Union Pacific Passenger Station— Phone Pomona 1288
 E. C. MALLON . . . Passenger and Freight Traffic Agent

PORTLAND 5, ORE.—751 Pittcock Block— Phone Broadway 7771
 C. W. EYERS . . . Traffic Manager

J. C. GUMMING . . . General Passenger Agent

J. J. DOWD . . . General Freight Agent

DON SUTHERLAND . . . General Agent, Freight Department

City Ticket Office—701 S. W. Washington Street— Phone Broadway 7771
 N. B. FALLAS . . . General Agent, Passenger Department

RENO, NEV.—25 Cladianos Bldg., 118 West 2nd St. Phone Reno 4881
 E. E. LARKIN . . . General Agent

RIVERSIDE, CALIF.—Union Pacific Pass. Station, 7th & Vine Sts.— Phone 626
 J. L. BRECHIN . . . General Agent

ST. JOSEPH 2, MO.—City Ticket Office, 517 Francis Street— Phone 2-5485
 F. F. ROBINSON . . . General Freight and Passenger Agent

ST. LOUIS 1, MO.—1223 Ambassador Bldg., 411 North 7th St.— Phone Chestnut 7752
 T. W. GURSKY . . . General Agent

SACRAMENTO 14, CALIF.—217 Forum Bldg., 1107 Ninth St.— Phone 2-1025
 F. A. FOX . . . General Agent

SALINA, KANS.—Third and Ash Streets— Phone 297
 J. M. BROWN . . . General Agent

SALT LAKE CITY 1, UTAH—Union Pacific Bldg., 10 So. Main St.— Phone 3-1544
 B. W. HANSON . . . Traffic Manager

A. G. BLOOM . . . General Passenger Agent

City Ticket Office—Hotel Utah, Main and So. Temple Streets— Phone 3-1544
 W. J. THOMAS . . . General Agent, Passenger Department

H. G. PELLETIER . . . General Agent, Freight Department

SAN DIEGO 1, CALIF.—City Ticket Office, 320 Broadway— Phone Franklin 7241
 H. G. LARIMER . . . General Agent

SAN FRANCISCO 2, CALIF.—291 Geary Street— Phone Garfield 6030
 H. A. LAWRENCE . . . Traffic Manager

GAYLORD F. ALLEN . . . General Agent, Freight Department

City Ticket Office—Geary at Powell Street— Phone Garfield 6030
 H. W. HICKS . . . General Passenger Agent

SAN JOSE 7, CALIF.—206 1st Nat. Bk. Bldg., Santa Clara & 1st Sts.— Ph. Ballard 1634
 E. A. COONS . . . General Agent

SAN PEDRO, CALIF.—City Ticket Office, 805 So. Pacific Avenue—
 J. V. GONNETT . . . (Phone Terminal 2-5225) . . . General Agent

SANTA ANA, CALIF.—City Ticket Office, 305 North Main Street— Phone 1877
 WALTER DITTMER . . . General Agent

SANTA MONICA, CAL.—City Ticket Off., 307 Santa Monica Blvd.— Phone 51213
 W. A. CHENEY . . . General Agent

SEATTLE 4, WASH.—204 Union Sta., 4th Ave. & Jackson St.— Phone Elliott 6933
 H. M. WEST . . . Assistant Traffic Manager

SEATTLE 1, WASH.—City Ticket Office—1300 Fourth Avenue at University—
 A. L. IVES . . . (Phone Elliott 6933) . . . General Agent, Passenger Department

SIoux CITY 9, IOWA—405 Commerce Bldg., 520 Neb. St.— Phone 5-5323
 J. F. TURRENTINE . . . General Agent, Freight Department

SPOKANE 8, WASH.—City Ticket Office—727 Sprague Ave., Corner Post St.—
 H. M. ADKINS . . . (Phone Main 4121) . . . General Agent

STOCKTON 6, CAL.—207 Don Burton Bldg., 11 So. Joaquin St.— Phone 2-8981
 W. J. CHRISTENSEN . . . District Freight and Passenger Agent

TACOMA 2, WASH.—City Ticket Office, 114 So. Ninth St.— Phone Broadway 2275
 J. R. LIVSEY . . . General Agent

TORONTO, ONT.—201-2 Canadian Pacific Bldg., 69 Yonge St.— Phone Elgin 7339
 W. W. CREIGHTON . . . General Agent

TULSA 3, OKLA.—823 Kennedy Bldg., 321 South Boston St.— Phone 26859
 L. B. BRADLEY . . . General Agent

WALLA WALLA, WASH.—1st Natl. Bank Bldg., 2nd & Alder Sts.— Phone 30
 J. H. CUNNINGHAM . . . General Agent

WASHINGTON 5, D. C.—600 Shoreham Bldg., 15th and H Sts., N. W.—
 HOWARD B. BLANCHARD . . . (Phone Republic 0600) . . . Washington Representative

R. T. PAYNE . . . General Agent

WINSTON-SALEM 3, N. C.—632 Reynolds Bldg., 4th and Main Sts.— Phone 4881
 D. R. WALKER . . . Traveling Freight and Passenger Agent

YAKIMA, WASH.—Union Pacific Building, 104 W. Yakima Ave.— Phone 4181
 V. E. BUCHANAN . . . General Agent

C. J. COLLINS
 General Passenger Traffic Manager
 OMAHA 2, NEBR.

A. J. SEITZ, Vice-President—Traffic
 OMAHA 2, NEBRASKA

W. T. BURNS
 General Freight Traffic Manager
 OMAHA 2, NEBR.

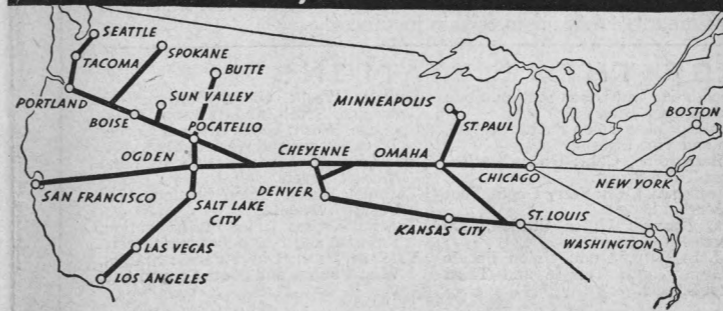
UNION PACIFIC RAILROAD

Time Tables

New Daily Service
Streamliner
"City of Portland"



THE Strategic MIDDLE ROUTE



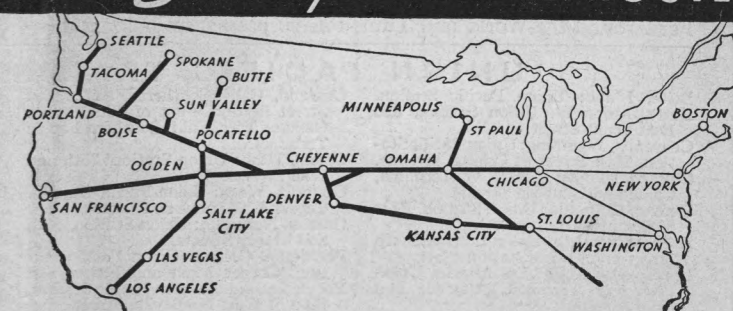
UNION PACIFIC RAILROAD

Time Tables

New Daily Service
Streamliner
"City of Portland"



THE Strategic MIDDLE ROUTE



GENERAL INDEX

Table with 4 columns: Section, Page, Section, Page. Lists various sections like General Information, Branch Lines, and Baggage Valuation with corresponding page numbers.

GENERAL INFORMATION

Not Responsible. The Union Pacific Railroad is not responsible for errors in time tables, inconvenience or damage resulting from delayed trains or failure to make connections; schedules, consists and designations of trains shown herein are subject to change without notice.

Children under 5 years of age free, when accompanied by parent or guardian; 5 years of age and under 12, one-half fare; 12 years of age or over, full fare.

Exception. In connection with special service charge tickets on streamliner trains, City of Los Angeles and City of San Francisco, the following will govern:

Children five (5) years of age and over will be assessed the adult service charge. Children under five (5) years of age must be accompanied by parent or adult guardian. Children under five (5) years of age not occupying space in coaches or sleeping cars to the exclusion of other passengers will not be assessed a special service charge.

No person, who because of mental, physical or other disability, is incapable of caring properly for himself or herself will be received as a passenger unless accompanied by a competent attendant, and no contract for transportation or ticket purchased by or for such a person in contravention of this rule shall be valid.

Adjustment of Fares. In case of dispute with Conductors or Agents, pay the fare required, take receipt and write to C. J. Collins, General Passenger Traffic Manager, Union Pacific Railroad, Omaha 2, Nebraska.

Redemption of Tickets. Tickets unused, or partly used, will be redeemed under tariff regulations at proper value, after deducting proper tariff charges for service rendered thereon.

Limit on Tickets. All regular local and interline one-way tickets will be limited to 30 days in addition to date of sale. Stop-overs will be allowed at all points within limit, upon application to conductor without deposit of ticket.

Side Trips, Stopover and Optional Routes. Ask your local ticket agent or Union Pacific representative for details regarding stop-overs, side trips and optional routes.

Baggage Maximums. For passengers presenting adult ticket, 150 pounds; children's half-fare ticket, 75 pounds. Free allowances subject to tariff stipulations as to contents, weight, value and size.

class of ticket except special coach, 350 pounds of baggage, not exceeding \$100.00 in value, may be checked without additional charge for each adult ticket, and 175 pounds not exceeding \$50.00 in value for each child traveling on half-fare ticket.

Baggage Valuation. Checkable baggage consists of wearing apparel, toilet articles (except liquids) and such personal effects as the passenger may need for use while on the journey. Jewelry, money, valuables, dishes, glassware, liquids, radios, etc., are not checkable and should not be included in baggage.

Passengers are urged, for the convenience and comfort of themselves and others on the train, to check all of their hand baggage except that actually needed for personal use enroute. It will be given best of care in the baggage car and be quickly available at the end of the journey.

Railroads will not be responsible for loss or damage to articles not properly checkable as baggage, or damage caused to legitimate baggage thereby.

Lost Articles should be inquired for by addressing H. C. Forgy, Manager, Mail Baggage and Express Traffic, Union Pacific Railroad, Omaha 2, Nebraska.

Union Pacific Rail Tickets Good Optionally on Buses of Interstate Transit Lines or Un on Pacific Stages, Inc. Tickets good for passage over Union Pacific rail lines between any two points between which the Interstate Transit Lines or Union Pacific Stages, Inc., furnish motor bus service will be honored on motor buses with some exceptions. Consult Agent.

In cases where the Interstate Transit Lines or Union Pacific Stages, Inc., do not parallel the Union Pacific but reach a point located on a branch line of the Union Pacific, rail tickets will be honored to such branch line point by Union Pacific Railroad and from such point by the Interstate Transit Lines or Union Pacific Stages, Inc., or the reverse; provided published round trip rail side trip fare or double local is collected from main line junction and side trip rail coupons are attached to the through ticket.

This applies to all classes of tickets—one-way or round trip—except Caretakers or Drivers tickets, tickets endorsed "Railroad Special Rate Order," or tickets endorsed "not good on Motor Bus." Ask agent for particulars.

Mileage on mile posts reads from Council Bluffs, Iowa, legal eastern terminus of the Union Pacific. Mileage in this folder is shown from Omaha because passengers (for operating reasons) transfer at that point, unless traveling in through trains or cars. This accounts for the difference of 2 or 3 miles between mile post and time table mileage in certain instances.

UNION PACIFIC TRAINS USE THESE STATIONS

Table with 4 columns: Station Name, Location, Station Name, Location. Lists various stations and their locations across different states like Idaho, Montana, Wyoming, Utah, Colorado, etc.

INDEX TO UNION PACIFIC STATIONS

Each Time Table is numbered. The numbers opposite the Stations are the numbers of the time tables in which the stations are shown.

Stations marked ■ are located on Divisions indicated by table numbers, but are not shown in folder tables.

Large index table with 8 columns: Table No., Station Name, Table No., Station Name, Table No., Station Name, Table No., Station Name. Lists hundreds of stations and their corresponding time table numbers.

Table of telephone numbers for various locations in the western United States, including Colorado, Idaho, Utah, and Nevada. Columns are labeled 'Table No.' and rows list locations with their corresponding numbers.

Continuation of the telephone number table from page 4, covering locations in Oregon, Washington, California, and Idaho. Columns are labeled 'Table No.' and rows list locations with their corresponding numbers.

From the Office ... or the Home

Telephone Your Travel Requirements

You'll find a list of Union Pacific traffic offices and representatives on last page of this folder

Stations marked ■ are located on Divisions indicated by table numbers, but are not shown in folder tables.

Union Pacific Streamliner Schedules

Streamliner City of Los Angeles Three Sailings Each Week

Westbound—Read Down Eastbound—Read Up

Streamliner No. 103 Extra Fare		Departs from both Chicago and Los Angeles every Monday, Wednesday and Friday		Streamliner No. 104 Extra Fare						
C. & N. W.										
MON	WED	FRI	7.30	Lv Chicago (C.T.)	Ill. Ar	10.45	WED	FRI	SUN	
			9.42	Lv Clinton	Ia. Ar	8.25				
MON	WED	FRI	10.56	Lv Cedar Rapids	Ia. Ar	7.08				
TUE	THU	SAT	12.32	Lv Ames	Ia. Ar	5.28				
			12.50	Lv Boone	Ia. Ar	5.15				
			3.15	Ar Omaha	Neb. Lv	3.00				
Union Pacific										
			3.25	Lv Omaha	Neb. Ar	2.50				
			5.28	Lv Grand Island	Neb. Lv	12.43	WED	FRI	SUN	
			7.16	Ar North Platte (C.T.)	Neb. Ar	10.56	TUE	THU	SAT	
			6.17	Ar North Platte (M.T.)	Neb. Ar	9.53				
			8.01	Lv Sidney	Neb. Lv	8.10				
			9.45	Ar Cheyenne	Wyo. Lv	6.43				
			9.56	Ar Cheyenne	Wyo. Ar	6.33				
			11.17	Lv Laramie	Wyo. Lv	5.18				
			1.04	Lv Rawlins	Wyo. Lv	3.21				
			3.19	Lv Green River	Wyo. Lv	1.05				
			5.03	Lv Evanston	Wyo. Lv	11.22				
			6.35	Ar Ogden	Utah Ar	9.50				
			6.45	Ar Ogden	Utah Ar	9.40				
			7.25	Ar Salt Lake City	Utah Ar	9.00				
			7.30	Ar Salt Lake City	Utah Ar	8.55				
TUE	THU	SAT	11.45	Lv Caliente (P.T.)	Nev. Ar	2.35	TUE	THU	SAT	
WED	FRI	SUN	2.30	Lv Las Vegas	Nev. Lv	11.55	MON	WED	FRI	
			7.35	Ar San Bernardino	Cal. Lv	6.40				
			7.55	Ar Riverside	Cal. Lv	6.15				
			8.50	Ar East Los Angeles	Cal. Lv	5.23				
WED	FRI	SUN	9.15	Ar Los Angeles (P.T.)	Cal. Lv	5.00	MON	WED	FRI	
			9.30	Ar Pasadena	Cal. Lv	4.10	MON	WED	FRI	
			10.00	Ar Glendale	Cal. Lv	3.30				
			9.45	Ar Long Beach	Cal. Lv	3.50				
WED	FRI	SUN	10.15	Ar San Pedro (P.T.)	Cal. Lv	3.20	MON	WED	FRI	

Streamliner City of San Francisco Three Sailings Each Week

Westbound—Read Down Eastbound—Read Up

Streamliner No. 101 Extra Fare		Departs from both Chicago and San Francisco every Tuesday, Thursday and Saturday		Streamliner No. 102 Extra Fare						
C. & N. W.										
TUE	THU	SAT	7.30	Ar Chicago (C.T.)	Ill. Ar	10.45	THU	SAT	MON	
			9.42	Lv Clinton	Ia. Ar	8.25				
TUE	THU	SAT	10.56	Lv Cedar Rapids	Ia. Ar	7.08				
WED	FRI	SUN	12.32	Lv Ames	Ia. Ar	5.28				
			12.50	Lv Boone	Ia. Lv	5.15				
			3.15	Ar Omaha	Neb. Lv	3.00				
Union Pacific										
			3.25	Lv Omaha	Neb. Ar	2.50				
			5.25	Ar Grand Island	Neb. Lv	12.43				
			5.28	Ar Grand Island	Neb. Ar	12.41	THU	SAT	MON	
			7.16	Ar North Platte (C.T.)	Neb. Ar	10.55	WED	FRI	SUN	
			6.17	Ar North Platte (M.T.)	Neb. Ar	9.53				
			8.01	Lv Sidney	Neb. Lv	8.10				
			9.45	Ar Cheyenne	Wyo. Lv	6.43				
			9.56	Ar Cheyenne	Wyo. Ar	6.33				
			11.17	Lv Laramie	Wyo. Lv	5.18				
			1.04	Lv Rawlins	Wyo. Lv	3.21				
			3.19	Lv Green River	Wyo. Ar	1.05				
			5.03	Lv Evanston	Wyo. Lv	11.22				
			6.35	Ar Ogden (M.T.)	Utah Lv	9.50				
Southern Pacific										
WED	FRI	SUN	5.45	Lv Ogden (P.T.)	Utah Ar	8.40	WED	FRI	SUN	
			10.01	Lv Carlin	Nev. Lv	4.15				
THU	SAT	MON	2.30	Ar Reno	Nev. Lv	11.45	TUE	THU	SAT	
			6.55	Ar Sacramento	Cal. Lv	7.15				
			8.25	Ar Berkeley	Cal. Lv	5.46				
			8.34	Ar Oakland (16th St.)	Cal. Lv	5.37				
			8.40	Ar Oakland Pier	Cal. Lv	5.30				
THU	SAT	MON	9.15	Ar San Francisco (P.T.)	Cal. Lv	5.00	TUE	THU	SAT	

Special Service Charges on Streamliners "City of Los Angeles" and "City of San Francisco" in effect February 15, 1947. Subject to change without notice. (Charges shown do not include federal tax)

BETWEEN AND	Chicago, Ill.	C. Bluffs, Ia.	Omaha, Neb.	G. Island, Neb.	N. Platte, Neb.	Sidney, Neb.	Cheyenne, Wyo.	Laramie, Wyo.	Rawlins, Wyo.	Gr. River, Wyo.	Evanston, Wyo.	Ogden, Utah	Salt Lake City, Utah
Ogden, Utah..... Sleeper	11.25	7.50	7.50	7.50	7.50	3.75	3.75	3.75	3.75	3.75	3.75	3.75	3.75
Coach	3.75	2.50	2.50	2.50	2.50	1.25	1.25	1.25	1.25	1.25	1.25	1.25	1.25
Salt Lake Cy., Ut. Sleeper	11.25	7.50	7.50	7.50	7.50	3.75	3.75	3.75	3.75	3.75	3.75	3.75	3.75
Coach	3.75	2.50	2.50	2.50	2.50	1.25	1.25	1.25	1.25	1.25	1.25	1.25	1.25
Las Vegas, Nev. Sleeper	15.00	11.25	11.25	11.25	11.25	7.50	7.50	7.50	7.50	7.50	7.50	7.50	7.50
Coach	5.00	3.75	3.75	3.75	3.75	2.50	2.50	2.50	2.50	2.50	2.50	2.50	2.50
San Ber'dino, Cal. Sleeper	15.00	11.25	11.25	11.25	11.25	7.50	7.50	7.50	7.50	7.50	7.50	7.50	7.50
Coach	5.00	3.75	3.75	3.75	3.75	2.50	2.50	2.50	2.50	2.50	2.50	2.50	2.50
Los Angeles, Cal. Sleeper	15.00	11.25	11.25	11.25	11.25	7.50	7.50	7.50	7.50	7.50	7.50	7.50	7.50
Coach	5.00	3.75	3.75	3.75	3.75	2.50	2.50	2.50	2.50	2.50	2.50	2.50	2.50
Reno, Nev. Sleeper	15.00	11.25	11.25	11.25	11.25	7.50	7.50	7.50	7.50	7.50	7.50	7.50	7.50
Coach	5.00	3.75	3.75	3.75	3.75	2.50	2.50	2.50	2.50	2.50	2.50	2.50	2.50
Sacramento, Cal. Sleeper	15.00	11.25	11.25	11.25	11.25	7.50	7.50	7.50	7.50	7.50	7.50	7.50	7.50
Coach	5.00	3.75	3.75	3.75	3.75	2.50	2.50	2.50	2.50	2.50	2.50	2.50	2.50
San Francisco, Cal. Sleeper	15.00	11.25	11.25	11.25	11.25	7.50	7.50	7.50	7.50	7.50	7.50	7.50	7.50
Coach	5.00	3.75	3.75	3.75	3.75	2.50	2.50	2.50	2.50	2.50	2.50	2.50	2.50

Footnotes for Page 6

- ◆ Reservations for space, Pullman or coach, on the "City of Los Angeles" and the "City of San Francisco" must be obtained before the train is boarded and should be applied for as much in advance as possible. Extra fare tickets will not be sold unless space has been reserved, and each person, including children of any age, who is to occupy space to the exclusion of other passengers, must hold such space assignment before he will be permitted to board train. These trains are operated primarily for through passengers. However, if unsold space is available 48 hours prior to departure from terminal, and extra fare ticket is bought and reservation made before train is boarded, they will carry local passengers between any two scheduled stops. Lounge cars are for use of sleeping car passengers and seats in them will not be reserved or sold. Reduced fare tickets for Clergy, charity, furlough, etc., are not honored on these trains.
- ⊕ Stops only to take or let off paying passengers to or from Ogden and beyond.
- Persons using "City of Los Angeles," "City of San Francisco," and "City of Portland," should ask Baggage Agents or any Union Pacific representative to attach to each piece of checked baggage a distinctive tag indicating train on which it is to be handled.
- △ Stops only to take or let off paying passengers to or from Omaha or beyond.
- ▲ Motor bus connection at East Los Angeles.
- * Regular daily trains Nos. 457 and 408 between Portland and Seattle; for additional train service between Portland and Seattle see page 35.
- (C.T.) Central time. (M.T.) Mountain time. (P.T.) Pacific time. (f) Stops only on signal.

For equipment, see pages 8 to 13, inclusive.

Union Pacific Streamliner Schedules

Streamliner City of Denver

Westbound—Read Down (See Note A) Eastbound—Read Up

Streamliner No. 111 Daily	Daily Between CHICAGO and DENVER No Extra Fare	Streamliner No. 112 Daily	
5.00	C. & N. W.	9.35	
	Lv Chicago	Ill. Ar	9.35
	Lv Oak Park	Ill. Ar	9.15
	Lv Dixon	Ill. Lv	7.51
	Lv Sterling	Ill. Lv	7.41
	Lv Clinton	Ill. Lv	7.15
	Lv Cedar Rapids	Iowa Lv	6.00
	Lv Marshalltown	Iowa Lv	4.53
	Lv Ames	Iowa Lv	4.20
	Lv Boone	Iowa Lv	4.07
	Lv Carroll	Iowa Lv	3.21
	Ar Council Bluffs	Iowa Lv	2.00
	Ar Omaha	Neb. Lv	1.50
Union Pacific			
	Lv Omaha	Neb. Ar	1.40
	Lv Fremont	Neb. Lv	12.59
	Lv Columbus	Neb. Lv	12.23
	Lv Grand Island	Neb. Lv	11.35
	Lv Kearney	Neb. Lv	10.59
	Ar North Platte (C.T.)	Neb. Lv	9.50
	Lv North Platte (M.T.)	Neb. Ar	8.47
	Lv Julesburg	Colo. Lv	7.44
	Lv Sterling	Colo. Lv	6.57
	Lv La Salle	Colo. Lv	5.43
	Ar Denver	Colo. Lv	5.00

Streamliner City of St. Louis

Westbound—Read Down (See Note A) Eastbound—Read Up

Streamliner No. 9 Daily	Daily Between ST. LOUIS, KANSAS CITY, DENVER and CHEYENNE No Extra Fare	Streamliner No. 10 Daily	
3.30	Wabash	2.05	
3.43	Lv St. Louis (Un. Sta.) (C.T.)	Mo. Ar	1.45
5.18	Lv St. Louis (Delmar Blvd.)	Mo. Ar	1.45
5.34	Lv Mexico	Mo. Lv	12.11
6.00	Lv Centralia	Mo. Lv	11.58
8.25	Lv Moberly	Mo. Lv	11.35
	Ar Kansas City	Mo. Lv	9.15
Union Pacific			
8.45	Lv Kansas City	Mo. Ar	9.00
9.53	Lv Topeka	Kan. Lv	7.53
10.42	Lv Manhattan	Kan. Lv	7.00
11.10	Lv Junction City	Kan. Lv	6.35
12.01	Lv Salina	Kan. Lv	5.36
2.05	Ar Ellis (C.T.)	Kan. Lv	3.45
1.10	Lv Ellis (M.T.)	Kan. Ar	2.40
2.24	Lv Oakley	Kan. Lv	1.21
3.13	Lv Sharon Springs	Kan. Lv	12.36
4.58	Lv Hugo	Colo. Lv	11.00
5.18	Lv Limon	Colo. Lv	10.42
7.05	Ar Denver	Colo. Lv	9.15
7.25	Ar Denver	Colo. Ar	9.00
8.34	Lv Greeley	Colo. Lv	7.51
9.45	Ar Cheyenne	Wyo. Lv	6.50
3.15	Ar Los Angeles	Cal. Lv	10.00
3.20	Ar San Francisco	Cal. Lv	11.00
5.30	Ar Portland	Ore. Lv	8.10

Footnotes for Page 7

- Reservations for space, Pullman or coach, should be applied for as much in advance as possible. Tickets for or between intermediate stations will not be sold for the "City of Denver" until day of departure from terminal, if and when space is available. This applies to both coach and Pullmans.
- ⊕ Stops to let off paying passengers from Denver and beyond. Does not take local passengers from Oak Park to Chicago.
- H Stops to let off paying passengers from Chicago; also to take for Denver.
- P Stops to let off paying passengers from Denver; also to take for Chicago.
- Note A.—See pages 14 to 19 for Streamliner equipment; 45 to 47 for railroad fares and Pullman rates.
- (C.T.) Central time. (M.T.) Mountain time. (P.T.) Pacific time.

CONSULT THIS CALENDAR

in connection with Union Pacific Streamliner Sailing Dates

1947 FEBRUARY 1947						
SUN	MON	TUE	WED	THU	FRI	SAT
						1
2	3	4	5	6	7	8
9	10	11	12	13	14	15
16	17	18	19	20	21	22
23	24	25	26	27	28	

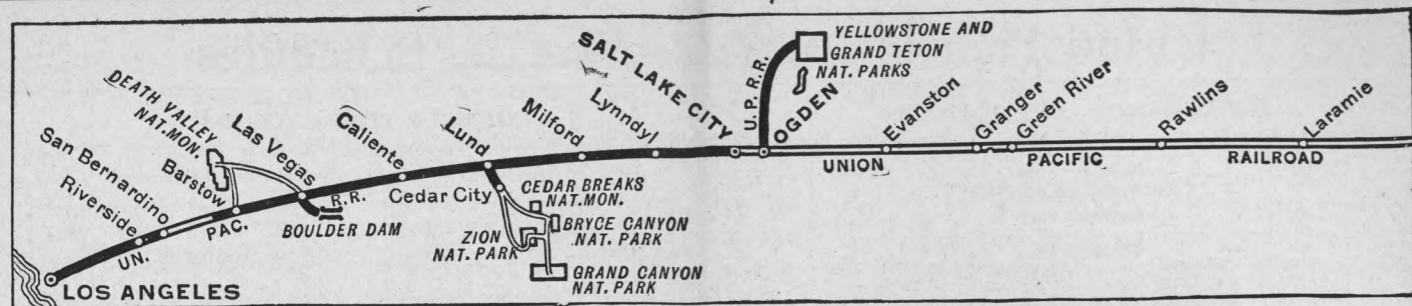
1947 MARCH 1947						
SUN	MON	TUE	WED	THU	FRI	SAT
						1
2	3	4	5	6	7	8
9	10	11	12	13	14	15
16	17	18	19	20	21	22
23	24	25	26	27	28	29

1947 APRIL 1947						
SUN	MON	TUE	WED	THU	FRI	SAT
		1	2	3	4	5
6	7	8	9	10	11	12
13	14	15	16	17	18	19
20	21	22	23	24	25	26
27	28	29	30			

1947 MAY 1947						
SUN	MON	TUE	WED	THU	FRI	SAT
				1	2	3
4	5	6	7	8	9	10
11	12	13	14	15	16	17
18	19	20	21	22	23	24
25	26	27	28	29	30	31

1947 JUNE 1947						
SUN	MON	TUE	WED	THU	FRI	SAT
1	2	3	4	5	6	7
8	9	10	11	12	13	14
15	16	17	18	19	20	21
22	23	24	25	26	27	28
29	30					

1947 JULY 1947						
SUN	MON	TUE	WED	THU	FRI	SAT



CHICAGO to LOS ANGELES via Omaha

Table A Condensed Schedules		Stream- liner City of Los Ang. 103 Example	Los Angeles Limited 1 Daily Example	Train Number 43 Daily Example	Los Angeles Challenger 7 Daily Example	Pacific- Pony Express 21-37 Daily Example
Lv New York (E.T.) N.Y.C.	Ar Chicago (C.T.)	5.10 SA	9.55 SU			
Lv New York (E.T.) Penn.RR	Ar Chicago (C.T.)	6.45 SA	10.45 SU			
Lv Wash'gton (E.T.) Penn.RR	Ar Chicago (C.T.)	6.50 SA	10.45 SU			
Lv Chicago (C.T.) C. & N.W.	Ar Omaha	7.30 MO	3.15 TU	9.00 SU	10.00 SU	9.45 SU 8.15 MO
Lv Minneapolis C. & N.W.	Ar St. Paul	8.40 SU	9.20 SU	8.40 SU	9.20 SU	8.45 SU 9.25 SU
Lv St. Louis (Wab.)	Ar Omaha	8.20 SU		8.20 SU	7.50 MO	7.50 MO
Lv Omaha (C.T.) Un. Pac.	Ar Fremont	3.25 TU	12.20 MO	10.30 SU	10.00 MO	8.45 MO
Lv Fremont	Ar Columbus	4.00 TU	11.31 SU	11.31 SU	11.31 SU	11.31 SU
Lv Columbus	Ar Grand Island	5.26 TU	3.00 TU	2.30 TU	1.00 TU	11.55 SU
Lv Grand Island	Ar Kearney	6.16 TU	5.25 TU	4.01 TU	1.50 TU	12.47 SU
Lv Kearney	Ar North Platte (C.T.)	7.17 TU	4.35 TU	3.40 TU	2.40 TU	1.50 TU
Lv North Platte (C.T.)	Ar Sidney	8.01 TU	7.05 TU	5.55 TU	2.50 TU	4.45 TU
Lv Sidney	Ar Cheyenne	9.45 TU	9.20 TU	12.20 MO	7.40 MO	7.10 MO
Lv St. Louis (Wab.) (C.T.)	Ar Kansas City (Un. Pac.)	3.30 SU	8.45 SU		11.30 SU	11.30 SU
Lv Kansas City (Un. Pac.)	Ar Denver (M.T.)	7.25 MO	7.25 MO		5.20 MO	5.20 MO
Lv Cheyenne	Ar Laramie	9.55 TU	11.17 TU	12.40 MO	8.00 MO	7.30 MO
Lv Laramie	Ar Rawlins	1.04 TU	2.00 TU	5.37 TU	12.35 TU	12.01 TU
Lv Rawlins	Ar Rock Springs	3.19 TU	5.00 TU	9.00 TU	3.10 TU	2.35 TU
Lv Rock Springs	Ar Green River	5.03 TU	7.10 TU	11.35 MO	6.10 TU	5.48 TU
Lv Green River	Ar Ogden	6.35 TU	9.00 TU	1.30 TU	8.00 TU	7.40 TU
Lv Ogden	Ar Salt Lake City	6.45 TU	9.30 TU	2.00 TU	8.30 TU	8.30 TU
Lv Salt Lake City	Ar Ogden	7.25 TU	10.25 TU	2.55 TU	9.25 TU	9.25 TU
Lv Ogden	Ar Salt Lake City	7.30 TU	10.45 MO	3.20 TU	10.10 TU	9.45 TU
Lv Salt Lake City	Ar Milford		2.40 TU	8.45 TU	3.10 TU	2.55 TU
Lv Milford	Ar Lund		3.14 TU	9.35 TU	4.15 TU	3.57 TU
Lv Lund	Ar Cedar City		4.30 TU	10.45 TU	5.20 TU	5.20 TU
Lv Cedar City	Ar Cedar City		10.30 MO	8.15 TU	2.45 TU	2.45 TU
Lv Cedar City	Ar Lund		3.14 TU	9.35 TU	4.15 TU	3.57 TU
Lv Lund	Ar Caliente (M.T.)	12.40 WE	5.10 TU	11.55 TU	6.30 TU	6.10 TU
Lv Caliente (M.T.)	Ar Las Vegas	11.45 WE	4.20 TU	11.10 TU	5.45 TU	5.25 TU
Lv Las Vegas	Ar San Bernardino	2.30 WE	7.25 TU	2.35 TU	9.35 TU	9.05 TU
Lv San Bernardino	Ar Riverside	7.35 WE	1.20 TU	9.15 TU	4.50 TU	4.30 WE
Lv Riverside	Ar East Los Angeles	7.55 WE	1.47 TU	9.50 TU	5.25 TU	5.05 TU
Lv East Los Angeles	Ar Los Angeles (P.T.)	8.50 WE	2.50 TU	11.20 TU	6.55 TU	6.40 TU
Lv Los Angeles (P.T.)	Ar Pasadena	9.15 WE	3.15 TU	11.45 TU	7.25 WE	7.15 WE
Lv Pasadena	Ar Glendale	9.30 WE	3.30 TU		7.35 WE	7.35 WE
Lv Glendale	Ar Anaheim	10.00 WE	4.00 TU		8.05 WE	8.05 WE
Lv Anaheim	Ar Long Beach	10.00 WE	4.00 TU		8.05 WE	8.05 WE
Lv Long Beach	Ar San Pedro (P.T.)	9.45 WE	3.45 TU		7.50 WE	7.50 WE
Lv San Pedro (P.T.)		10.15 WE	4.15 TU		8.25 WE	8.25 WE

Equipment for Page 8

★ NO. 103—Streamliner CITY OF LOS ANGELES—Extra Fare
Leaves Chicago via C. & N. W. every Monday, Wednesday and Friday.
Observation Lounge Car... Chicago to Los Angeles—(Barber, valet, Club Car... Chicago to Los Angeles—(bath, radio.)
Standard Sleeping Cars... Chicago to Los Angeles—Drawing-rooms, Compartments, Bedrooms, Roomettes, Sections (7 cars).
Reclining Seat Coaches... Chicago to Los Angeles—(all reserved).
Cafe Lounge Car... Low cost meals and lounge for coach passengers.
Main Dining Car... Regular meal service.

★ NO. 1—LOS ANGELES LIMITED—DAILY—No Extra Fare
Cars from Chicago and Minneapolis-St. Paul run via C. & N. W. to Omaha; thence U. P.
Club Lounge Car... Chicago to Los Angeles—(Barber, valet, radio.)
Standard Sleeping Cars... Chicago to Los Angeles—2 Drawing-rooms, 4 Compartments, 4 Double Bedrooms.
Chicago to Los Angeles—6 Sections, 6 Roomettes, 4 Double Bedrooms.
Chicago to Los Angeles—12 Sections, D. R.
New York to Los Angeles—6 Sections, 6 Double Bedrooms (N.Y.C. No. 63 to Chicago).
New York to Los Angeles—6 Sections, 6 Double Bedrooms (P.R.R. No. 71 to Chicago).
Washington to Los Angeles—12 Sections, D.R. (P.R.R. No. 71 to Chicago).
Minneapolis-St. Paul to Los Angeles—6 Sec., 6 Rmte, 4 Double Bedrooms—6 Sections, 6 Roomettes, 4 Double Bedrooms (Wab.-U.P. 9 from St. Louis).
Salt Lake City to Cedar City—10 Sec., D. R., Compts. (No. 301 beyond Lund; summer season only about June 1 to September 25).
Cedar City to Los Angeles—10 Sec., D. R., Compts. (No. 302 to Lund; summer season only about June 1 to September 25).

Reserved Seat Coaches... Chicago to Los Angeles (1 car—48 reclining seats).
Cheyenne to Los Angeles (Wab.-U.P. 9 from St. Louis).
Dining Car... Meal service.

★ NO. 43—DAILY
Reclining Seat Coaches... Omaha to Los Angeles; Omaha to North Platte.
No sleeping cars or dining car on this train at present.

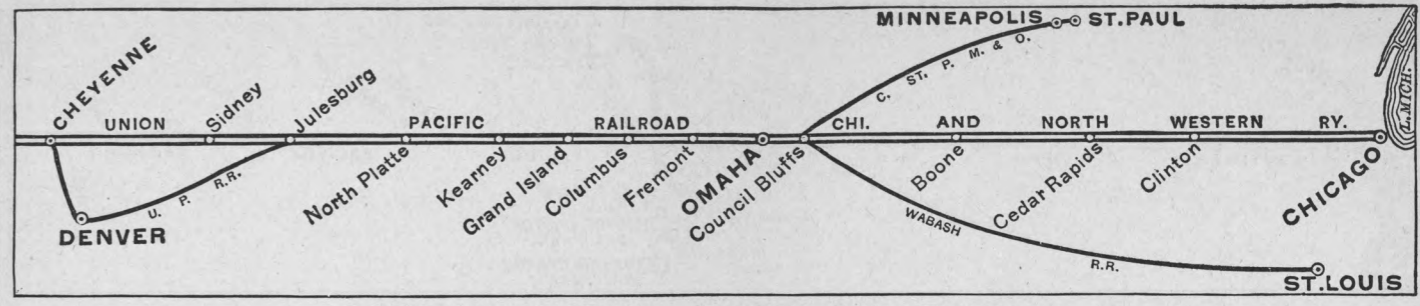
★ NO. 7—Challenger—DAILY
Cars from Chicago and Minneapolis-St. Paul run via C. & N. W. to Omaha; thence U. P.
Lounge Car... Chicago to Los Angeles (for sleeping car passengers).
Challenger Sleeping Cars... Chicago to Los Angeles—14 Sections.
(Pullman Tourist) Minneapolis-St. Paul to Los Angeles—14 Sections (No. 201-2-201 to Omaha).
Reclining Seat Coaches... Chicago to Los Angeles.
Women-Childrens Coach... Chicago to Los Angeles (reclining seats).
Dining Car... Serving moderately priced meals.

★ 21-37—PACIFIC-PONY EXPRESS—DAILY
21 to Ogden; 37 to Los Angeles. Cars from Chicago run via C. & N. W. east of Omaha.
Club Lounge Car Service... Chicago to Los Angeles.
Standard Sleeping Cars... Chicago to Los Angeles—12 Sections, D.R.
Chicago to Salt Lake—10 Sec., 3 Double Bedrooms.
Omaha to Los Angeles—12 Sections, Drawing-room.
Salt Lake to Los Angeles—10 Sections, 3 Double Bedrooms (No. 30 from Butte).
Las Vegas to Los Angeles—10 Sections, D.R., Compts.
Ogden to Los Angeles—14 Sec. (No. 37 from Kansas City).
Reclining Seat Coaches... Chicago to Green River (No. 17 to Portland).
Omaha to Ogden.
Ogden to Los Angeles (No. 37 from Kansas City).
Dining Car... Meal service.

Footnotes for Page 8

NOTE.—Club and lounge cars on all except Challenger trains are for the exclusive use of standard sleeping car passengers.
• Will hold until 10:15 a.m. for Utah No. 32 when through passengers are reported.
♦ Motor Bus connections with main line trains at East Los Angeles.
▲ Motor bus between Lund and Cedar City.

★ Regularly assigned through cars air-conditioned. □ Conditional stop; see Tables 1 and 3.
○ Runs via Borie Cut-off; not via Cheyenne.
● Departs from Chicago every Monday, Wednesday and Friday. (f) Stops only on signal.
(E.T.) Eastern time. (C.T.) Central time. (M.T.) Mountain time. (P.T.) Pacific time.
Time from 12.01 midnight to 12.00 noon shown in light face type.
Time from 12.01 noon to 12.00 midnight shown in heavy face type.



LOS ANGELES to CHICAGO via Omaha

Table A
Condensed Schedules

Example	Los Angeles Limited 2 Daily Example	Train Number 44 Daily Example	Los Angeles Challenger 8 Daily Example	Pony Express-Pacific 38-22 Daily Example
Lv San Pedro (P.T.)	♦ 3.20 MO	♦ 8.30 SU	♦ 7.10 SU	♦ 5.45 SU
Lv Long Beach	♦ 3.50 MO	♦ 9.00 SU	♦ 7.45 SU	♦ 6.15 SU
Lv Anaheim	♦ 3.45 MO	♦ 8.50 SU	♦ 7.35 SU	♦ 6.05 SU
Lv Glendale	♦ 3.30 MO	♦ 8.45 SU	♦ 7.25 SU	♦ 5.55 SU
Lv Pasadena	♦ 4.10 MO	♦ 9.20 SU	♦ 8.05 SU	♦ 6.35 SU
Lv Los Angeles (P.T.)	5.00 MO	10.00 SU	10.00 SU	8.45 SU
Ar East Los Angeles	5.20 MO	10.25 SU	10.25 SU	9.10 SU
Ar Riverside	6.15 MO	11.30 SU	11.50 SU	10.35 SU
Ar San Bernardino	6.40 MO	11.55 SU	12.25 MO	11.10 SU
Lv Las Vegas	11.55 MO	6.00 TU	7.45 TU	6.20 MO
Ar Caliente (P.T.)	2.35 TU	8.50 TU	11.10 TU	9.35 TU
Lv Caliente (M.T.)	3.40 TU	10.00 TU	12.35 TU	10.50 TU
Ar Lund	11.45 SU	2.55 MO	1.02 MO	11.20 MO
Ar Cedar City	4.30 MO	5.20 MO	5.20 MO	12.25 MO
Lv Cedar City	10.30 MO	10.05 MO	10.05 MO	10.05 MO
Lv Lund	11.49 SU	2.55 MO	1.02 MO	11.20 MO
Ar Milford	12.30 SU	4.10 TU	2.00 TU	12.20 TU
Ar Salt Lake City	8.55 TU	4.25 TU	9.45 TU	7.40 TU
Lv Salt Lake City	9.00 TU	4.45 TU	10.25 TU	8.15 TU
Ar Ogden	9.40 TU	5.40 TU	11.25 MO	8.15 TU
Lv Ogden	9.50 TU	6.10 TU	12.25 TU	8.45 TU
Ar Evanston	11.22 TU	8.10 TU	2.55 TU	10.55 MO
Ar Green River	1.05 TU	10.30 TU	6.00 TU	1.20 TU
Ar Rock Springs	3.21 TU	1.15 TU	9.35 TU	4.25 TU
Ar Rawlins	5.18 TU	3.50 TU	1.00 TU	7.10 TU
Ar Laramie	6.33 TU	5.25 MO	2.45 TU	8.45 TU
Ar Cheyenne (M.T.)				7.40 TU
Ar Denver	9.00 MO		7.45 TU	7.45 TU
Ar Kansas City (C.T.)	9.00 TU		11.50 TU	11.50 TU
Ar St. Louis (Wab.)	2.05 TU		7.45 WE	7.45 WE
Lv Cheyenne (M.T.)	6.43 TU	5.50 MO	3.15 TU	9.05 TU
Lv Sidney	8.10 TU	7.45 MO	5.45 MO	11.10 TU
Ar North Platte (M.T.)	9.53 TU	9.43 MO	8.40 TU	12.32 TU
Lv North Platte (C.T.)	10.55 TU	11.00 MO	9.55 TU	2.39 TU
Ar Kearney		12.20 WE	f 4.25 TU	3.27 TU
Ar Grand Island	12.43 WE	1.26 TU	1.45 TU	5.35 TU
Ar Columbus		3.30 TU	f 6.50 TU	5.48 TU
Ar Fremont		4.49 TU	f 7.47 TU	6.44 TU
Ar Omaha	2.50 WE	4.10 TU	6.00 WE	8.45 TU
Lv Omaha (Wab.)				8.20 TU
Ar St. Louis				7.55 WE
Lv Omaha C. & N.W.	3.00 WE	4.45 TU	7.15 WE	9.15 TU
Ar Chicago (C.T.)	10.45 WE	2.40 TU	7.15 WE	9.20 WE
Lv Chicago (CT) Penn.RR		6.30 TU		11.30 WE
Ar Washington (E.T.)		12.15 WE		7.35 TH
Lv Chicago (CT) Penn.RR		5.30 TU		
Ar New York (E.T.)		11.55 WE		
Lv Chicago (CT) N.Y.C.		6.00 TU		
Ar New York (E.T.)		11.59 WE		
Lv Omaha C. & N.W.	8.15 TU		9.45 TU	9.45 TU
Ar Sioux City	11.25 TU		12.45 WE	12.45 WE
Ar St. Paul	6.55 TU		7.45 TU	7.45 TU
Ar Minneapolis (C.T.)	7.25 TU		8.20 WE	8.20 WE

Equipment for Page 9

★ NO. 104—Streamliner CITY OF LOS ANGELES—Extra Fare
Leaves Los Angeles every Monday, Wednesday and Friday. Arrive Chicago via C. & N. W.
Observation Lounge Car... Los Angeles to Chicago—(Barber, valet, Club Car... Los Angeles to Chicago—(bath, radio.)
Standard Sleeping Cars... Los Angeles to Chicago—Drawing-rooms, Compts., Bedrooms, Roomettes, Sections (7 cars).
Reclining Seat Coaches... Los Angeles to Chicago—(all seats reserved).
Cafe Lounge Car... Low cost meals and lounge for coach passengers.
Main Dining Car... Regular meal service.

★ NO. 2—LOS ANGELES LIMITED—DAILY—No Extra Fare
Cars to Chicago and St. Paul-Minneapolis run via C. & N. W. east of Omaha.
Club Lounge Car... Los Angeles to Chicago—(Barber, valet, radio.)
Standard Sleeping Cars... Los Angeles to Chicago—2 Drawing-rooms, 4 Compartments, 4 Double Bedrooms.
Los Angeles to Chicago—6 Sections, 6 Roomettes, 4 Double Bedrooms.
Los Angeles to Chicago—12 Sections, D. R.
Los Angeles to New York—6 Sections, 6 Double Bedrooms (N.Y.C. No. 22 east of Chicago).
Los Angeles to New York—6 Sections, 6 Double Bedrooms (P.R.R. No. 78 east of Chicago).
Los Angeles to Washington—12 Sections, D.R. (P.R.R. No. 42 east of Chicago).
Los Angeles to St. Paul-Minneapolis—6 Sections, 6 Roomettes, 4 Double Bedrooms. (C. & N. W. 204-9-204 east of Omaha).
Los Angeles to St. Louis—6 Sections, 6 Roomettes, 4 Double Bedrooms (No. 10 east of Cheyenne).
Los Angeles to Cedar City—10 Sec., D. R., Compts. (No. 301 Lund to Cedar City; summer season only about June 1 to September 25).
Cedar City to Salt Lake City—10 Sec., D. R., Compts. (No. 302 to Lund; summer season only about June 1 to September 25).
Reserved Seat Coaches... Los Angeles to Chicago (1 car—48 reclining seats).
Los Angeles to St. Louis—(No. 10 east of Cheyenne).
Dining Car... Meal service.

★ NO. 44—DAILY
Standard Sleeping Car... Los Angeles to Las Vegas—10 Sec., D. R., Compts.
Reclining Seat Coach... Los Angeles to Omaha; North Platte to Omaha.
No dining car on this train.

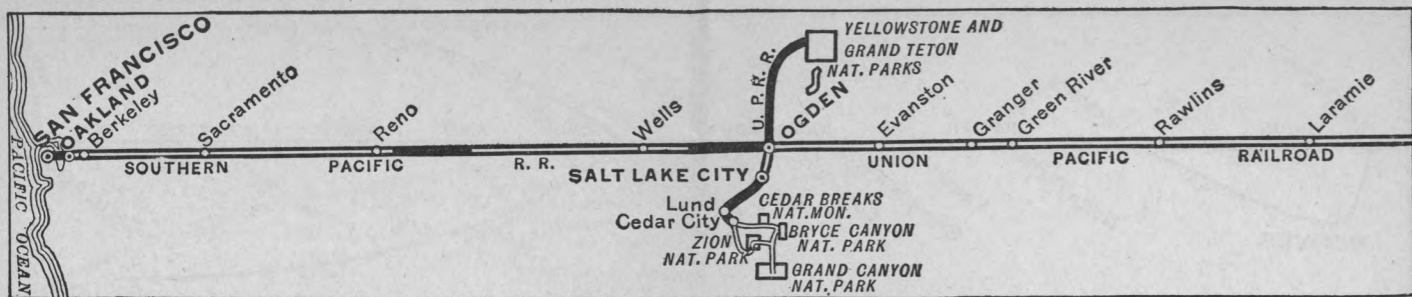
★ NO. 8—Challenger—DAILY
Cars to Chicago and St. Paul-Minneapolis run via C. & N. W. east of Omaha.
Lounge Car... Los Angeles to Chicago (for sleeping car passengers).
Challenger Sleeping Cars... Los Angeles to Chicago—14 Sections.
(Pullman Tourist) Los Angeles to St. Paul—Minneapolis—14 Sections (No. 202-1-202 from Omaha).
Reclining Seat Coaches... Los Angeles to Chicago.
Women-Childrens Coach... Los Angeles to Chicago (reclining seats).
Dining Car... Serving moderately priced meals.

★ NO. 38-22—PONY EXPRESS—PACIFIC—DAILY
38 to Ogden; 22 to Chicago. Cars to Chicago run via C. & N. W. east of Omaha.
Club Lounge Car Service... Los Angeles to Chicago.
Standard Sleeping Cars... Los Angeles to Chicago—12 Sections, D. R.
Los Angeles to Butte—10 Sections, 3 Double Bedrooms (No. 29 north of Salt Lake City).
Salt Lake to Chicago—10 Sec., 3 Double Bedrooms.
Los Angeles to Omaha—12 Sections, Drawing-room.
Los Angeles to Ogden—14 Sec. (No. 38 to Kansas City).
Reclining Seat Coaches... Los Angeles to Ogden (for Kansas City).
Ogden to Omaha.
Green River to Chicago (No. 18 from Portland).
Dining Car... Meal service.

Footnotes for Page 9

NOTE.—Club and lounge cars on all except Challenger trains are for the exclusive use of standard sleeping car passengers.
• Departs from Los Angeles every Monday, Wednesday and Friday. (f) Stops only on signal.
♦ Motor Bus connections with main line trains at East Los Angeles.
▲ Motor Bus between Lund and Cedar City.

★ Regularly assigned through cars air-conditioned. □ Conditional stop; see Tables 1 or 3.
(E.T.) Eastern Time. (C.T.) Central Time. (M.T.) Mountain Time. (P.T.) Pacific Time.
Time from 12.01 midnight to 12.00 noon shown in light face type.
Time from 12.01 noon to 12.00 midnight shown in heavy face type.



CHICAGO to SAN FRANCISCO via Omaha

Table B Condensed Schedules	Streamliner City of San Francisco 101 Example	San Francisco Overland 27 Daily Example	San Francisco Challenger 23 Daily Example	Pacific 21 Daily Example
Lv New York (E.T.) N.Y.C.	5.10 SAT			
Ar Chicago (C.T.)	9.55 SUN			
Lv New York (E.T.) Penn.R.R.	6.45 SAT			
Ar Chicago (C.T.)	10.45 SUN			
Lv Washington (E.T.) B & O.				11.45 SAT
Ar Chicago (C.T.)				3.30 SUN
Lv Wash'gton (E.T.) Penn.R.R.				11.35 SAT
Ar Chicago (C.T.)				3.40 SUN
C. & N. W.				
Lv Chicago (C.T.)	7.30 TUE	3.00 SUN	10.00 SUN	8.15 SUN
Lv Clinton	9.42 "	5.25 "	1.05 MON	10.50 "
Lv Cedar Rapids	10.56 "	6.45 "	2.45 "	12.30 MON
Ar Council Bluffs		12.10 MON	10.00 "	7.45 "
Ar Omaha	3.15 WED	12.35 MON	10.30 MON	8.15 MON
C. & N. W.				
Lv Minneapolis		8.40 SUN	8.45 SUN	8.45 SUN
Lv St. Paul			9.25 SUN	9.25 SUN
Lv Sioux City		5.35 "	5.05 MON	5.05 MON
Ar Omaha		8.20 SUN	7.50 MON	7.50 MON
Lv St. Louis (Wab.)			7.50 SUN	7.50 SUN
Ar Omaha			8.20 MON	8.20 MON
Union Pacific				
Lv Omaha (C.T.)	3.25 WED	1.00 MON	11.00 MON	8.45 MON
" Fremont			11.49 "	"
" Columbus			12.43 "	"
" Grand Island	5.26 "	3.40 "	2.15 "	11.55 "
" Kearney			3.10 "	12.47 "
Ar North Platte (C.T.)	7.16 "	5.58 "	5.10 "	2.40 "
Lv North Platte (M.T.)	6.17 "	5.08 "	4.20 "	1.50 "
" Sidney	8.01 "	7.28 "	7.00 "	4.45 "
Ar Cheyenne	9.45 WED	9.30 MON	9.20 MON	7.10 MON
Lv St. Louis (Wab.) (C.T.)		3.30 SUN		
Lv Kansas City (Un. Pac.)		8.45 SUN	11.30 SUN	11.30 SUN
Lv Denver (M.T.)		7.25 MON	5.20 MON	5.20 MON
Lv Cheyenne	9.55 WED	10.05 MON	9.40 MON	7.30 MON
" Laramie	11.17 "	11.50 "	11.30 MON	9.20 MON
" Rawlins	1.04 "	2.10 "	2.15 TUE	12.01 TUE
" Rock Springs			4.50 "	2.35 "
Ar Green River	3.14 "	4.45 "	5.15 "	2.50 "
Lv Green River	3.19 "	5.05 "	5.30 "	3.30 "
" Evanston	5.03 "	7.20 "	7.45 "	5.48 "
Ar Ogden (M.T.)	6.35 WED	9.05 MON	9.30 TUE	7.40 TUE
Lv Salt Lake City (M.T.)		7.15 MON	7.20 TUE	7.20 TUE
Southern Pacific				
Lv Ogden (P.T.)	5.45 WED	8.30 MON	9.15 TUE	7.40 TUE
" Reno	2.30 THU	7.35 TUE	10.50 TUE	9.10 "
" Truckee		8.33 "	12.01 WED	10.20 WED
Ar Sacramento	6.55 "	12.35 "	5.05 "	3.45 WED
Lv Sacramento	7.00 "	12.40 "	5.25 "	4.10 "
Ar Berkeley	8.25 "	2.30 "	7.41 "	6.45 "
" Oakland (16th St.)	8.34 "	2.42 "	7.57 "	7.05 "
" Oakland Pier	8.40 "	2.50 "	8.05 "	7.15 "
Ar San Francisco (P.T.)	9.15 THU	3.20 TUE	8.50 WED	7.50 WED

Equipment for Page 10
*** NO. 101—Streamliner CITY OF SAN FRANCISCO—Extra Fare**
 Leaves Chicago via C. & N. W. Tuesday, Thursday and Saturday of each week. Arrives San Francisco via Southern Pacific.
 Observation Lounge Car... Chicago to San Francisco—(Barber, valet,)
 Club Car... Chicago to San Francisco—(bath, radio,)
 Standard Sleeping Cars... Chicago to San Francisco—Drawing-rooms, Compts., Bedrooms, Roomettes, Sections (10 cars).
 Reclining Seat Coaches... Chicago to San Francisco—(all seats reserved).
 Coffee Shop Dining Car... Low cost meals and lounge for coach passengers.
 Main Dining Car... Regular meal service.

*** NO. 27—SAN FRANCISCO OVERLAND—DAILY**
Pullmans and reserved seat coaches, no extra fare, Chicago to San Francisco.
 Cars from Chicago run via C. & N. W. to Omaha; U. P. to Ogden; S. P. to San Francisco.
 Club Lounge Car... Chicago to San Francisco (barber, valet, radio).
 Standard Sleeping Cars... New York to San Francisco—10 Sections, Drawing room, Compartments (P.R.R. No. 71 to Chicago).
 New York to San Francisco—8 Sec., Drawing-room, Compartments (N.Y.C. No. 19 to Chicago).
 Chicago to San Francisco—2 Drawing-rooms, 4 Compartments, 4 Double Bedrooms.
 Chicago to San Francisco—6 Sections, 6 Roomettes, 4 Double Bedrooms (2 cars).
 Cheyenne to San Francisco—6 Sections, 6 Roomettes, 4 Double Bedrooms (Wab.—U. P. 9 from St. Louis).
 Reclining Seat Coaches... Chicago to San Francisco (3 cars—48 seats each—all reserved).
 Main Dining Car... Regular meal service.
 Coffee Shop Dining Car... Low cost meals for coach passengers.

*** NO. 23—Challenger—DAILY**
All Coach and Challenger (tourist) Sleeping Car Train. Free Porter Service.
 Cars from Chicago run via C. & N. W. to Omaha; U. P. to Ogden; S. P. to San Francisco.
 Lounge Car... Chicago to San Francisco (for sleeping car passengers).
 Challenger Sleeping Cars... Chicago to San Francisco—16 Sections. (Pullman Tourist)
 St. Louis via Omaha to San Francisco—16 Sections (Wab. 11 to Omaha).
 Reclining Seat Coaches... Chicago to San Francisco.
 Women-Childrens Coach... Chicago to San Francisco (reclining seats).
 Dining Car... Serving moderately priced meals.

*** NO. 21—PACIFIC—DAILY**
 Cars from Chicago run via C. & N. W. to Omaha; U. P. to Ogden; S. P. to San Francisco.
 Club Lounge Car... Chicago to San Francisco.
 Observation Sleeping Car... Salt Lake to San Francisco—10 Sections (No. 47 to Ogden).
 Standard Sleeping Cars... Washington, D. C. to San Francisco—12 Sections, D. R. (P.R.R. No. 51-79 to Chicago).
 Washington, D. C. to San Francisco—12 Sections, D. R. (B & O No. 7 to Chicago).
 Chicago to San Francisco—12 Sections, D. R. (2 cars).
 Salt Lake City to San Francisco—10 Sections, D. R., Compts. (No. 47 to Ogden).
 Reclining Seat Coaches... San Francisco to Ogden (No. 38 to Kansas City).
 Dining Car... Meal service.

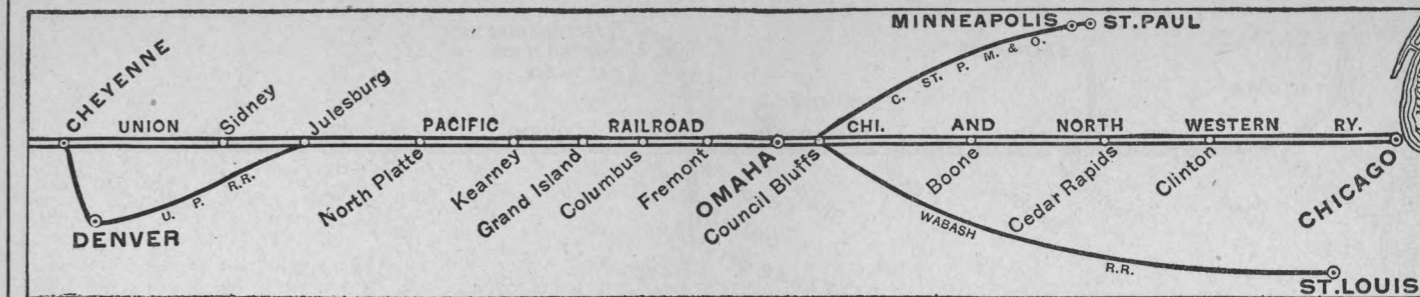
*** NO. 22—PACIFIC—DAILY**
 Runs via S. P. to Ogden, U. P. to Omaha and via C. & N. W. east of Omaha.
 Club Lounge Car... San Francisco to Chicago.
 Observation Sleeping Car... San Francisco to Salt Lake City—10 Sections (No. 48 south of Ogden).
 Standard Sleeping Cars... San Francisco to Washington, D. C.—12 Sections, D. R. (P.R.R. No. 22-50 east of Chicago).
 San Francisco to Washington, D. C.—12 Sections, D. R. (B. & O. No. 10-18 east of Chicago).
 San Francisco to Salt Lake City—10 Sections, D. R., Compts. (No. 48 south of Ogden).
 Reclining Seat Coaches... San Francisco to Ogden (No. 38 to Kansas City).
 Dining Car... Meal service.

*** NO. 24—Challenger—DAILY**
All Coach and Challenger (tourist) Sleeping Car Train. Free Porter Service.
 Runs via S. P. to Ogden, and via C. & N. W. east of Omaha.
 Lounge Car... San Francisco to Chicago (for sleeping car passengers).
 Challenger Sleeping Cars... San Francisco to Chicago—16 Sections. (Pullman Tourist)
 San Francisco to St. Louis via Omaha—16 Sections (Wab. 14 to St. Louis).
 Reclining Seat Coaches... San Francisco to Chicago (reclining seats).
 Women-Childrens Coach... San Francisco to Chicago (reclining seats).
 Dining Car... Serving moderately priced meals.

*** NO. 25—CHALLENGER—DAILY**
 Runs via S. P. to Ogden, U. P. to Omaha and via C. & N. W. east of Omaha.
 Lounge Car... San Francisco to Chicago.
 Observation Sleeping Car... San Francisco to Salt Lake City—10 Sections (No. 48 south of Ogden).
 Standard Sleeping Cars... San Francisco to Washington, D. C.—12 Sections, D. R. (P.R.R. No. 22-50 east of Chicago).
 San Francisco to Washington, D. C.—12 Sections, D. R. (B. & O. No. 10-18 east of Chicago).
 San Francisco to Salt Lake City—10 Sections, D. R., Compts. (No. 48 south of Ogden).
 Reclining Seat Coaches... San Francisco to Ogden (No. 38 to Kansas City).
 Dining Car... Meal service.

*** NO. 26—CHALLENGER—DAILY**
 Runs via S. P. to Ogden, U. P. to Omaha and via C. & N. W. east of Omaha.
 Lounge Car... San Francisco to Chicago.
 Observation Sleeping Car... San Francisco to Salt Lake City—10 Sections (No. 48 south of Ogden).
 Standard Sleeping Cars... San Francisco to Washington, D. C.—12 Sections, D. R. (P.R.R. No. 22-50 east of Chicago).
 San Francisco to Washington, D. C.—12 Sections, D. R. (B. & O. No. 10-18 east of Chicago).
 San Francisco to Salt Lake City—10 Sections, D. R., Compts. (No. 48 south of Ogden).
 Reclining Seat Coaches... San Francisco to Ogden (No. 38 to Kansas City).
 Dining Car... Meal service.

Footnotes for Page 10
 NOTE.—Club and lounge cars on all except Challenger trains are for the exclusive use of standard sleeping car passengers.
 * Regularly assigned through cars air-conditioned.
 ● Departs from Chicago every Tuesday, Thursday and Saturday.
 □ Runs via Borie Cut-off; not via Cheyenne.
 □ Conditional stop; see Table 1. (f) Stops only on signal.
 (E.T.) Eastern time. (C.T.) Central time. (M.T.) Mountain time. (P.T.) Pacific time.
 Time from 12:01 midnight to 12:00 noon shown in light face type.
 [Time from 12:01 noon to 12:00 midnight shown in heavy face type.



SAN FRANCISCO to CHICAGO via Omaha

Table B Condensed Schedules	Streamliner City of San Francisco 102 Example	San Francisco Overland 28 Daily Example	San Francisco Challenger 24 Daily Example	Pacific 22 Daily Example
Southern Pacific				
Lv San Francisco (P.T.)	5.00 TUE	11.00 SUN	7.30 SUN	7.00 SUN
" Oakland Pier	5.30 "	11.30 "	8.05 "	7.35 "
" Oakland (16th St.)	5.37 "	11.38 "	8.14 "	7.44 "
" Berkeley	5.46 "	11.47 "	8.24 "	7.54 "
Ar Sacramento	7.10 "	1.35 "	10.50 "	10.20 "
Lv Sacramento	7.15 "	1.40 "	11.15 SUN	10.40 SUN
" Truckee		5.49 "	f 4.14 MON	3.28 MON
" Reno	11.45 TUE	6.50 SUN	5.33 "	4.45 "
Ar Ogden (P.T.)	8.40 WED	5.50 MON	5.45 MON	5.15 MON
Union Pacific				
Ar Salt Lake City (M.T.)		8.00 MON	8.00 MON	8.00 MON
Lv Ogden (M.T.)	9.50 WED	7.20 MON	7.30 MON	7.15 MON
" Evanston	11.22 "	9.20 "	9.33 "	9.18 "
Ar Green River	1.00 "	11.20 "	11.40 "	11.30 "
Lv Green River	1.05 "	11.40 "	11.55 MON	12.25 TUE
" Rock Springs			12.20 TUE	12.45 "
" Rawlins	3.21 "	2.25 "	3.15 "	3.30 "
" Laramie	5.18 "	4.55 "	5.55 "	6.10 "
Ar Cheyenne	6.33 WED	6.25 MON	7.35 TUE	7.40 TUE
Ar Denver		9.00 MON	□ 7.45 TUE	□ 7.45 TUE
Ar Kansas City (C.T.)		9.00 TUE	11.50 TUE	11.50 TUE
Ar St. Louis (Wab.)		2.05 TUE	7.45 WED	7.45 WED
Lv Cheyenne	6.43 WED	6.45 MON	7.55 TUE	8.05 TUE
" Sidney	8.10 "	8.35 "	10.00 "	10.12 "
Ar North Platte (M.T.)	9.53 "	10.35 "	12.20 "	12.32 "
Lv North Platte (C.T.)	10.55 WED	11.45 MON	1.30 "	1.42 "
" Kearney			f 3.15 "	3.27 "
" Grand Island	12.43 THU	2.05 "	4.20 "	4.32 "
" Columbus			f 5.35 "	5.48 "
" Fremont			f 6.27 "	6.44 "
Ar Omaha	2.50 THU	4.50 TUE	7.25 TUE	7.45 TUE
C. & N. W.				
Lv Omaha	3.00 THU	5.10 TUE	7.50 TUE	8.45 TUE
Lv Council Bluffs		5.20 "	8.05 "	9.00 "
Ar Cedar Rapids		10.15 "	1.40 WED	2.40 WED
Ar Clinton		8.25 "	11.50 "	3.35 "
Ar Chicago (C.T.)	10.45 THU	2.50 TUE	7.30 WED	8.15 WED
Lv Omaha (Wab.)			8.20 TUE	8.20 TUE
Ar St. Louis			7.55 WED	7.55 WED
C. & N. W.				
Lv Omaha		(204-9, 204)	(202-1, 202)	(202-1, 202)
Ar Sioux City		8.15 TUE	9.45 TUE	9.45 TUE
Ar St. Paul		11.25 "	12.45 WED	12.45 WED
Ar Minneapolis (C.T.)		6.55 "	7.45 "	7.45 "
		7.25 TUE	8.20 WED	8.20 WED
Lv Chicago (C.T.) N.Y.C.		6.00 TUE		
Ar New York (E.T.)		11.59 WED		
Lv Chicago (C.T.) Penn. R.R.		5.30 TUE		
Ar New York (E.T.)		11.55 WED		
Lv Washington (E.T.) B. & O.				10.40 WED
Ar Washington (E.T.)				7.20 THU
Lv Chicago (C.T.) Penn. R.R.				11.30 WED
Ar Washington (E.T.)				7.35 THU

Equipment for Page 11
*** NO. 102—Streamliner CITY OF SAN FRANCISCO—Extra Fare**
 Leaves San Francisco via S. P. every Tuesday, Thursday and Saturday of each week. Arrive Chicago via C. & N. W. Ry.
 Observation Lounge Car... San Francisco to Chicago—(Barber, valet,)
 Club Car... San Francisco to Chicago—(bath, radio,)
 Standard Sleeping Cars... San Francisco to Chicago—Drawing rooms, Compts., Bedrooms, Roomettes, Sections (10 cars).
 Reclining Seat Coaches... San Francisco to Chicago—(all seats reserved).
 Coffee Shop Dining Car... Low cost meals and lounge for coach passengers.
 Main Dining Car... Regular meal service.

*** NO. 28—SAN FRANCISCO OVERLAND—DAILY**
Pullman and reserved seat coaches, no extra fare, San Francisco to Chicago.
 Runs via S. P. to Ogden, and via C. & N. W. east of Omaha.
 Club Lounge Car... San Francisco to Chicago (Barber, valet, radio).
 Standard Sleeping Cars... San Francisco to New York—10 Sections, Drawing room, Compartments (P.R.R. No. 78 east of Chicago).
 San Francisco to New York—8 Sections, D. R., Compartments (N.Y.C. No. 22 east of Chicago).
 San Francisco to Chicago—2 Drawing-rooms, 4 Compartments, 4 Double Bedrooms.
 San Francisco to Chicago—6 Sections, 6 Roomettes, 4 Double Bedrooms (2 cars).
 San Francisco to St. Louis—6 Sections, 6 Roomettes, 4 Double Bedrooms (U.P.—Wab. 10 east of Cheyenne).
 Reclining Seat Coaches... San Francisco to Chicago (3 cars—48 seats each—all reserved).
 Main Dining Car... Regular meal service.
 Coffee Shop Dining Car... Low cost meals for coach passengers.

*** NO. 24—Challenger—DAILY**
All Coach and Challenger (tourist) Sleeping Car Train. Free Porter Service.
 Runs via S. P. to Ogden, and via C. & N. W. east of Omaha.
 Lounge Car... San Francisco to Chicago (for sleeping car passengers).
 Challenger Sleeping Cars... San Francisco to Chicago—16 Sections. (Pullman Tourist)
 San Francisco to St. Louis via Omaha—16 Sections (Wab. 14 to St. Louis).
 Reclining Seat Coaches... San Francisco to Chicago (reclining seats).
 Women-Childrens Coach... San Francisco to Chicago (reclining seats).
 Dining Car... Serving moderately priced meals.

*** NO. 25—CHALLENGER—DAILY**
 Runs via S. P. to Ogden, U. P. to Omaha and via C. & N. W. east of Omaha.
 Lounge Car... San Francisco to Chicago.
 Observation Sleeping Car... San Francisco to Salt Lake City—10 Sections (No. 48 south of Ogden).
 Standard Sleeping Cars... San Francisco to Washington, D. C.—12 Sections, D. R. (P.R.R. No. 22-50 east of Chicago).
 San Francisco to Washington, D. C.—12 Sections, D. R. (B. & O. No. 10-18 east of Chicago).
 San Francisco to Salt Lake City—10 Sections, D. R., Compts. (No. 48 south of Ogden).
 Reclining Seat Coaches... San Francisco to Ogden (No. 38 to Kansas City).
 Dining Car... Meal service.

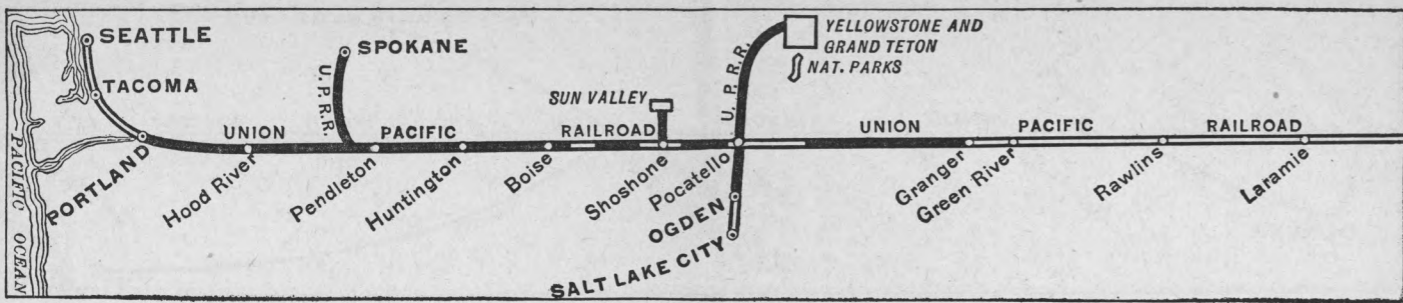
*** NO. 26—CHALLENGER—DAILY**
 Runs via S. P. to Ogden, U. P. to Omaha and via C. & N. W. east of Omaha.
 Lounge Car... San Francisco to Chicago.
 Observation Sleeping Car... San Francisco to Salt Lake City—10 Sections (No. 48 south of Ogden).
 Standard Sleeping Cars... San Francisco to Washington, D. C.—12 Sections, D. R. (P.R.R. No. 22-50 east of Chicago).
 San Francisco to Washington, D. C.—12 Sections, D. R. (B. & O. No. 10-18 east of Chicago).
 San Francisco to Salt Lake City—10 Sections, D. R., Compts. (No. 48 south of Ogden).
 Reclining Seat Coaches... San Francisco to Ogden (No. 38 to Kansas City).
 Dining Car... Meal service.

*** NO. 27—CHALLENGER—DAILY**
 Runs via S. P. to Ogden, U. P. to Omaha and via C. & N. W. east of Omaha.
 Lounge Car... San Francisco to Chicago.
 Observation Sleeping Car... San Francisco to Salt Lake City—10 Sections (No. 48 south of Ogden).
 Standard Sleeping Cars... San Francisco to Washington, D. C.—12 Sections, D. R. (P.R.R. No. 22-50 east of Chicago).
 San Francisco to Washington, D. C.—12 Sections, D. R. (B. & O. No. 10-18 east of Chicago).
 San Francisco to Salt Lake City—10 Sections, D. R., Compts. (No. 48 south of Ogden).
 Reclining Seat Coaches... San Francisco to Ogden (No. 38 to Kansas City).
 Dining Car... Meal service.

*** NO. 28—CHALLENGER—DAILY**
 Runs via S. P. to Ogden, U. P. to Omaha and via C. & N. W. east of Omaha.
 Lounge Car... San Francisco to Chicago.
 Observation Sleeping Car... San Francisco to Salt Lake City—10 Sections (No. 48 south of Ogden).
 Standard Sleeping Cars... San Francisco to Washington, D. C.—12 Sections, D. R. (P.R.R. No. 22-50 east of Chicago).
 San Francisco to Washington, D. C.—12 Sections, D. R. (B. & O. No. 10-18 east of Chicago).
 San Francisco to Salt Lake City—10 Sections, D. R., Compts. (No. 48 south of Ogden).
 Reclining Seat Coaches... San Francisco to Ogden (No. 38 to Kansas City).
 Dining Car... Meal service.

*** NO. 29—CHALLENGER—DAILY**
 Runs via S. P. to Ogden, U. P. to Omaha and via C. & N. W. east of Omaha.
 Lounge Car... San Francisco to Chicago.
 Observation Sleeping Car... San Francisco to Salt Lake City—10 Sections (No. 48 south of Ogden).
 Standard Sleeping Cars... San Francisco to Washington, D. C.—12 Sections, D. R. (P.R.R. No. 22-50 east of Chicago).
 San Francisco to Washington, D. C.—12 Sections, D. R. (B. & O. No. 10-18 east of Chicago).
 San Francisco to Salt Lake City—10 Sections, D. R., Compts. (No. 48 south of Ogden).
 Reclining Seat Coaches... San Francisco to Ogden (No. 38 to Kansas City).
 Dining Car... Meal service.

Footnotes for Page 11
 NOTE.—Club and lounge cars on all except Challenger trains are for the exclusive use of standard sleeping car passengers.
 * Regularly assigned through cars air-conditioned. (f) Stops only on signal.
 (E.T.) Eastern Time (C.T.) Central Time (M.T.) Mountain Time (P.T.) Pacific Time.
 Time from 12:01 midnight to 12:00 noon shown in light face type.
 [Time from 12:01 noon to 12:00 midnight shown in heavy face type.
 ● Departs from San Francisco every Tuesday, Thursday and Saturday.
 □ Runs via Borie cut-off; not via Cheyenne. □ Conditional stop; see Table 2.



CHICAGO to PORTLAND and SEATTLE via Omaha

Table C Condensed Schedules All Trains Daily		Steamliner City of Portland 105 Daily Example	Los Angeles Limited- Idahoan 1-11 Daily Example	Pacific- Portland Rose 21-17 Daily Example
C. & N. W.				
Lv Chicago	4.00 SUN	2.00 SUN	8.15 SUN	
Ar Omaha (C.T.)	12.40 MON	11.55 SUN	8.15 MON	
Lv St. Louis (Wab.)			7.50 SUN	
Ar Omaha			8.20 MON	
Union Pacific				
Lv Omaha (C.T.)	12.50 MON	12.20 MON	8.45 MON	
" Fremont		☐	"	
" Columbus		☐	"	
" Grand Island	2.54 "	3.00 "	11.55 "	
" Kearney		☐	12.47 "	
Ar North Platte (C.T.)	4.42 "	5.25 "	2.40 "	
Lv North Platte (M.T.)	3.45 "	4.35 "	1.50 "	
" Sidney	5.28 "	7.05 "	4.45 "	
Ar Cheyenne	7.10 MON	9.20 MON	7.10 MON	
Lv St. Louis (Wab.) (C.T.)		3.30 SUN		
Lv Kansas City (Un. Pac.)		8.45 "	11.30 SUN	
Lv Denver (M.T.)		7.25 MON	☐ 5.05 MON	
Lv Cheyenne	7.20 MON	10.00 MON	7.30 MON	
" Laramie	8.45 "	11.40 "	9.20 "	
" Rawlins	10.35 "	"	2.00 TUE	
" Rock Springs		☐	2.35 "	
" Green River	12.50 "	5.25 "	3.15 "	
" Kemmerer	12.01 "	6.55 "	4.52 "	
" Montpelier		8.35 "	6.45 "	
Ar Pocatello	5.05 MON	10.40 MON	9.05 TUE	
Ar West Yellowstone		7.00 TUE	(Summer Season Only)	
Lv West Yellowstone		(Summer Season Only)	7.15 MON	
Train 55				
Lv Pocatello	1.45 TUE	5.15 MON	11.05 MON	9.35 TUE
" Minidoka	3.10 " TUE		12.18 TUE	10.55 "
Ar Shoshone	4.15 TUE	7.05 MON	1.17 TUE	11.55 TUE
Lv Shoshone	4.30 TUE	7.20 MON	4.30 TUE	11.59 TUE
Ar Sun Valley	7.15 TUE	9.20 MON	7.15 TUE	2.00 TUE
Lv Sun Valley		4.45 MON	9.45 MON	9.30 TUE
Ar Shoshone		6.45 MON	11.55 MON	11.30 TUE
Lv Shoshone		7.05 MON	1.17 TUE	11.55 TUE
" Glenns Ferry		2.35 "	1.20 "	
" Boise		4.25 "	3.30 "	
" Nampa	f 9.50 "	5.05 "	4.15 "	
Ar Huntington (M.T.)	11.25 "	7.15 "	6.45 "	
Lv Huntington (P.T.)	10.40 MON	6.30 "	6.00 "	
" Baker	f 12.05 TUE	7.55 "	7.35 "	
" La Grande	1.25 "	9.25 "	9.10 TUE	
" Pendleton	3.45 "	12.05 "	12.25 WED	
" Arlington		1.58 "	2.25 "	
" The Dalles	f 6.00 "	3.18 "	4.00 "	
" Hood River	f 6.30 "	3.52 "	4.40 "	
Ar Portland (P.T.)	8.00 TUE	5.30 TUE	6.30 WED	
Lv Portland	* 8.30 TUE	11.30 TUE	8.30 WED	
Ar Tacoma	* 12.40 "	5.00 WED	12.40 "	
Ar Seattle (P.T.)	* 2.15 TUE	6.45 WED	2.15 WED	

Equipment for Page 12

★ **NO. 105—Streamliner CITY OF PORTLAND—DAILY**
Cars from Chicago run via C. & N. W. to Omaha; thence U. P.
Club Lounge Car... Chicago to Portland (Barber, valet, bath, radio).
Standard Sleeping Cars... Chicago to Portland—2 Drawing Rooms, 4 Compartments, 4 Double Bedrooms.
Chicago to Portland—6 Sections, 6 Roomettes, 4 Double Bedrooms (3 cars).
Coaches... Chicago to Portland (3 cars—one with 38 and two with 48 reclining seats—all reserved).
Main Dining Car... Chicago to Portland. Regular meal service.

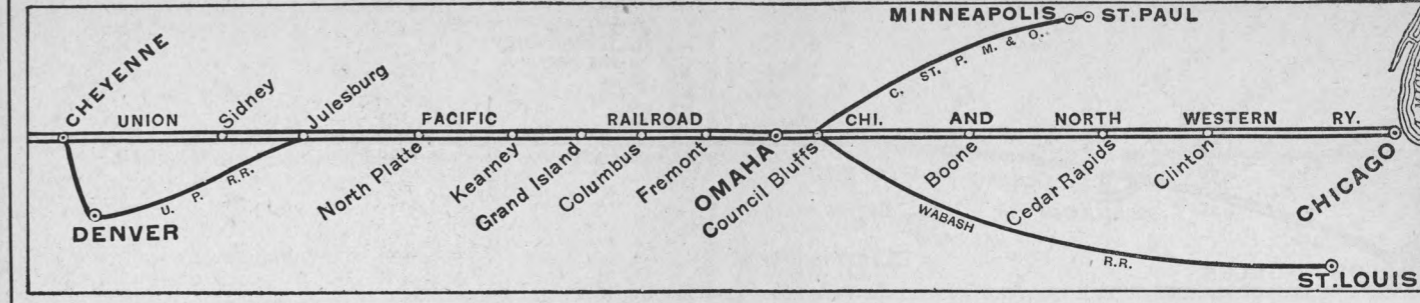
★ **NO. 1-11—LOS ANGELES LIMITED—IDAHOAN—DAILY**
No. 1 to Green River; No. 11 to Portland.
Cars from Chicago run via C. & N. W. to Omaha; thence U. P.
Club Lounge Car Service... Chicago to Portland.
Standard Sleeping Cars... Chicago to Sun Valley—10 Sections, D. R., Compt. (No. 55 west of Pocatello).
Chicago to West Yellowstone—10 Sections, D. R., Compts. (No. 35 beyond Pocatello—summer season only, about June 20 to September 10).
Cheyenne to Portland—10 Sections, D. R., Compt. (No. 9 from St. Louis).
Pocatello to Portland—8 Sections, 1 D. R., 2 Compts. (No. 31 from Salt Lake City).
Pocatello to Boise—10 Sections, D. R., Compt. (No. 31 from Salt Lake City).
Reclining Seat Coaches... Chicago to Green River (No. 1 to Los Angeles—48 seats—all reserved).
Cheyenne to Portland (No. 9 from St. Louis—48 seats—all reserved).
Pocatello to Portland—(No. 31 from Salt Lake City).
Dining Car... Meal service.

★ **NO. 21-17—PACIFIC—PORTLAND ROSE—DAILY**
No. 21 to Green River; No. 17 to Portland
Cars from Chicago run via C. & N. W. to Omaha; thence U. P.
Club Lounge Car Service... Chicago to Portland.
Observation Sleeping Car... Green River to Portland—10 Sections (No. 17 from Denver).
Standard Sleeping Cars... Chicago to Portland—12 Sections, D. R. Pocatello to Spokane—12 Sections, D. R. (No. 33 from Salt Lake City; No. 66 north of Pendleton).
Green River to Portland—10 Sections, 3 Double Bedrooms (No. 17 from Denver).
Tourist Sleeping Cars... Chicago to Portland—16 Sections.
Green River to Portland—16 Sections (No. 17 from Denver).
Pocatello to Spokane—16 Sections (No. 33 from Salt Lake City; No. 66 north of Pendleton).
Reclining Seat Coaches... Chicago to Portland.
Omaha to Green River (No. 21 to Ogden).
Green River to Portland (No. 17 from Denver).
Green River to Portland (No. 37-17 from Kansas City).
Pocatello to Spokane (No. 33 from Salt Lake City; No. 66 north of Pendleton).
Dining Car... Meal service.

Footnotes for Page 12

NOTE.—Club and lounge cars on all except Challenger trains are for the exclusive use of standard sleeping car passengers.
♦ Motor bus. This service is provided passengers arriving or departing Shoshone and holding through rail tickets to and from Ketchum and room reservations at Sun Valley.
■ West Yellowstone, Montana, is gateway to Yellowstone National Park, Summer Season is about June 20 to September 10. ☐ Runs via Borie Cut-off; not via Cheyenne.

★ Regularly assigned through cars air-conditioned. (f) Stops only on signal.
☐ Conditional stop; see Table 1. * Regular Daily train No. 457.
(C.T.) Central time. (M.T.) Mountain time, (P.T.) Pacific time.
Time from 12.01 midnight to 12.00 noon shown in light face type.
Time from 12.01 noon to 12.00 midnight shown in heavy face type.



SEATTLE and PORTLAND to CHICAGO via Omaha

Table C Condensed Schedules All Trains Daily		Streamliner City of Portland 106 Daily Example	Idahoan- Los Angeles Limited 12-2 Daily Example	Portland Rose- Pacific 18-22 Daily Example
Union Pacific				
Lv Seattle (P.T.)	* 12.01 SUN	11.30 SAT	3.50 SUN	
" Tacoma	* 12.57 "	1.00 SUN	5.05 SUN	
Ar Portland	* 4.35 SUN	6.45 SUN	8.50 SUN	
Lv Portland	5.30 SUN	8.10 SUN	9.10 SUN	
" Hood River	f 6.50 "	9.40 "	10.38 SUN	
" The Dalles	f 7.20 "	10.20 "	11.15 SUN	
" Arlington		11.30 "	12.14 MON	
" Pendleton	9.35 SUN	1.30 "	2.15 "	
" La Grande	12.05 MON	4.10 "	5.00 "	
" Baker	f 1.20 "	5.35 "	6.26 "	
Ar Huntington (P.T.)	2.50 "	7.10 "	7.55 "	
Lv Huntington (M.T.)	4.05 "	8.20 "	9.05 "	
" Nampa	f 5.35 "	10.35 "	11.20 "	
" Boise	6.05 "	11.10 SUN	11.55 "	
" Glenns Ferry		1.00 MON	1.50 "	
Ar Shoshone	8.20 MON	2.10 MON	3.05 MON	
Lv Shoshone	8.40 MON	4.30 MON	3.20 MON	
Ar Sun Valley	10.40 MON	7.15 MON	5.20 MON	
Lv Sun Valley	9.45 SUN	6.00 MON	9.45 SUN	1.00 MON
Ar Shoshone	11.55 SUN	8.00 MON	11.55 SUN	3.00 MON
Lv Shoshone	12.10 MON	8.20 MON	2.10 MON	3.05 MON
" Minidoka	1.15 "	"	3.10 "	4.06 "
Ar Pocatello	2.45 MON	10.00 MON	4.20 MON	5.20 MON
Ar West Yellowstone	Summer Season Only			7.00 TUE
Lv West Yellowstone			7.15 SUN	Summer Season Only
Lv Pocatello	10.10 MON	4.45 MON	5.45 MON	
" Montpelier		7.00 "	8.05 "	
" Kemmerer	f 1.17 "	8.37 "	9.45 "	
" Green River	2.40 "	10.30 "	12.25 TUE	
" Rock Springs		☐	12.45 "	
" Rawlins	4.56 "	1.15 "	3.30 "	
" Laramie	6.53 "	3.50 "	6.10 "	
Ar Cheyenne	8.10 MON	5.25 MON	7.40 TUE	
Ar Denver		9.00 MON	10.45 TUE	
Lv Kansas City (C.T.)		9.00 TUE		
Ar St. Louis (Wab.) (C.T.)		2.05 TUE		
Lv Cheyenne	8.20 MON	5.50 MON	8.05 TUE	
" Sidney	9.49 "	7.45 "	10.12 "	
Ar North Platte (M.T.)	11.32 MON	9.43 "	12.32 "	
Lv North Platte (C.T.)	12.35 TUE	11.00 MON	1.42 "	
" Kearney		☐	3.27 "	
" Grand Island	2.23 "	1.26 "	4.32 "	
" Columbus		☐	5.48 "	
" Fremont		☐	6.44 "	
Ar Omaha	4.30 TUE	4.10 TUE	7.45 TUE	
C. & N. W.				
Lv Omaha	4.40 TUE	4.45 TUE	8.45 TUE	
Ar Chicago (C.T.)	1.10 TUE	2.40 TUE	8.15 WED	
Lv Omaha (Wab.)			8.20 TUE	
Ar St. Louis			7.55 WED	

Equipment for Page 13

★ **NO. 106—Streamliner CITY OF PORTLAND—DAILY**
Cars to Chicago run via C. & N. W. east of Omaha.
Arrive Chicago via C. & N. W. Ry.
Club Lounge Car... Portland to Chicago (Barber, valet, bath, radio).
Standard Sleeping Cars... Portland to Chicago—2 Drawing Rooms, 4 Compartments, 4 Double Bedrooms.
Portland to Chicago—6 Sections, 6 Roomettes, 4 Double Bedrooms (3 cars).
Coaches... Portland to Chicago (3 cars—one with 38 and two with 48 reclining seats—all reserved).
Main Dining Car... Portland to Chicago. Regular meal service.

★ **NO. 12-2—IDAHOAN—LOS ANGELES LIMITED—DAILY**
No. 12 to Green River; No. 2 to Chicago.
Cars to Chicago run via C. & N. W. east of Omaha.
Club Lounge Car Service... Portland to Chicago.
Standard Sleeping Cars... Portland to Cheyenne—10 Sections, D. R., Compt. (U.P.-Wab. 10 to St. Louis).
Portland to Salt Lake City—8 Sections, 1 D. R., 2 Compts. (No. 32 south of Pocatello).
Sun Valley to Chicago—10 Sections, D. R., Compt. (No. 56 to Pocatello).
West Yellowstone to Chicago—10 Sections, D. R., Compts. (No. 36 to Pocatello—summer season only about June 20 to September 10).
Boise to Salt Lake City—10 Sections, D. R., Compt. (No. 32 south of Pocatello).
Reclining Seat Coaches... Green River to Chicago (No. 2 from Los Angeles—48 seats—all reserved).
Portland to Cheyenne (U.P.-Wab. 10 to St. Louis—48 seats—all reserved).
Portland to Salt Lake City (No. 32 south of Pocatello).
Dining Car... Meal service.

★ **NO. 18-22—PORTLAND ROSE—PACIFIC—DAILY**
No. 18 to Green River; No. 22 to Chicago.
Cars to Chicago run via C. & N. W. east of Omaha.
Club Lounge Car Service... Portland to Chicago.
Observation Sleeping Car... Portland to Green River—10 Sections (No. 18 to Denver).
Standard Sleeping Cars... Portland to Chicago—12 Sections, D. R. Pendleton to Salt Lake City—12 Sections, D. R. (No. 65 from Spokane; No. 34 south of Pocatello).
Portland to Green River—10 Sections, 3 Double Bedrooms (No. 18 to Denver).
Tourist Sleeping Cars... Portland to Chicago—16 Sections.
Portland to Green River—16 Sections (No. 18 to Denver).
Pendleton to Salt Lake City—16 Sections (No. 65 from Spokane; No. 34 south of Pocatello).
Reclining Seat Coaches... Portland to Chicago.
Portland to Green River (No. 18 to Denver).
Portland to Green River (No. 18-38 to Kansas City).
Green River to Omaha (No. 22 from Ogden).
Pendleton to Salt Lake City (No. 65 from Spokane; No. 34 south of Pocatello).
Dining Car... Meal Service.

Footnotes for Page 13

NOTE.—Club and lounge cars on all except Challenger trains are for the exclusive use of standard sleeping car passengers.
♦ Motor bus. This service is provided passengers arriving or departing Shoshone and holding through rail tickets to and from Ketchum and room reservations at Sun Valley.
■ West Yellowstone, Montana, is gateway to Yellowstone National Park, Summer Season is about June 20 to September 10. ☐ Conditional stop; see Tables 2 and 20.

* Regular daily train No. 408.
★ Regularly assigned through cars air-conditioned. (f) Stops only on signal.
(C.T.) Central time. (M.T.) Mountain time, (P.T.) Pacific time.
Time from 12.01 midnight to 12.00 noon shown in light face type.
Time from 12.01 noon to 12.00 midnight shown in heavy face type.

ST. LOUIS and KANSAS CITY to SAN FRANCISCO via Denver

Table E: Condensed Schedules All Trains Daily. Columns include train types (Pony Express, Streamliner, San Francisco Overland, Pacific-Pony Express) and destinations (St. Louis, Kansas City, Wabash, etc.).

Equipment for Page 16

★ NO. 9-27—Streamliner—CITY OF ST. LOUIS—SAN FRANCISCO OVERLAND—DAILY

Wabash 9 to Kansas City; 9 to Cheyenne; 27 to Ogden; S. P. 27 to San Francisco. Club Lounge Car Service... Standard Sleeping Cars... Reclining Seat Coaches... Dining Car...

★ NO. 37-21—PONY EXPRESS—PACIFIC—DAILY

No. 37 to Ogden; S. P. No. 21 to San Francisco. Club Lounge Car Service... Standard Sleeping Cars... Tourist Sleeping Cars... Reclining Seat Coach... Dining Car...

★ NO. 28-10—SAN FRANCISCO OVERLAND—Streamliner—CITY OF ST. LOUIS—DAILY

S. P. 28 to Ogden; 28 to Cheyenne; 10 to Kansas City; Wabash 10 to St. Louis. Club Lounge Car Service... Standard Sleeping Cars... Reclining Seat Coaches... Dining Car...

★ NO. 22-38—PACIFIC—PONY EXPRESS—DAILY

S. P. No. 22 to Ogden; No. 38 to Kansas City. Club Lounge Car Service... Standard Sleeping Cars... Tourist Sleeping Cars... Reclining Seat Coaches... Dining Car...

Footnotes for Page 16

NOTE.—Club and lounge cars on all except Challenger trains are for the exclusive use of standard sleeping car passengers. ★ Regularly assigned through cars air-conditioned.

(C.T.) Central Time. (M.T.) Mountain time. (P.T.) Pacific time. Time from 12.01 midnight to 12.00 noon shown in light face type. Time from 12.01 noon to 12.00 midnight shown in heavy face type.

ST. LOUIS and KANSAS CITY to PORTLAND and SEATTLE via Denver

Table F: Condensed Schedules All Trains Daily. Columns include train types (Pony Express, Streamliner, Idahoan, Portland Rose-Pony Express) and destinations (St. Louis, Kansas City, Wabash, etc.).

Equipment for Page 17

★ NO. 9-11—Streamliner—CITY OF ST. LOUIS—IDAHOAN—DAILY

Wabash 9 to Kansas City; 9 to Cheyenne; 11 to Green River; 11 to Portland. Club Lounge Car... Standard Sleeping Cars... Reclining Seat Coaches... Dining Car...

★ NO. 37-17—PONY EXPRESS—PORTLAND ROSE—DAILY

No. 37 to Denver; No. 17 to Portland. Club Lounge Car... Standard Sleeping Cars... Tourist Sleeping Cars... Reclining Seat Coaches... Dining Car...

★ NO. 12-2-10—IDAHOAN—Streamliner—CITY OF ST. LOUIS—DAILY

No. 12 to Green River; No. 2 to Cheyenne; No. 10 to Kansas City; Wabash 10 to St. Louis. Club Lounge Car Service... Standard Sleeping Cars... Reclining Seat Coaches... Dining Car...

★ NO. 18-38—PORTLAND ROSE—PONY EXPRESS—DAILY

No. 18 to Denver; No. 38 to Kansas City. Club Lounge Car... Standard Sleeping Cars... Tourist Sleeping Cars... Reclining Seat Coaches... Dining Car...

Footnotes for Page 17

★ Regularly assigned through cars air conditioned. ☐ Conditional stop; see Table 24. ♦ Motor bus. This service is provided passengers arriving or departing Shoshone and holding through rail tickets to and from Ketchum and room reservations at Sun Valley.



CHICAGO — OMAHA — SPOKANE

No. 1-11- Bus Example	No. 21-17- 66 Example	Table K Condensed Schedules All Trains Daily	No. 65-18- 22 Example	Bus- No. 12-2 Example
2.00 SUN	8.15 SUN	Lv Chicago (C.T.) C. & N. W. Ar	8.15 WED	2.40 TUE
12.20 MON	8.45 MON	Lv Omaha (Union Pacific) Ar	7.45 TUE	4.10 TUE
5.25 "	2.40 "	Lv North Platte (C.T.) Ar	1.42 "	11.00 MON
4.35 "	1.50 "	Lv North Platte (M.T.) Ar	12.32 "	9.43 "
10.00 "	7.30 MON	Lv Cheyenne Ar	8.05 TUE	5.50 "
11.05 MON	9.35 TUE	Lv Pocatello Ar	5.45 MON	4.45 MON
4.25 TUE	3.30 "	Lv Boise Ar	11.55 "	11.01 SUN
7.15 "	6.45 "	Lv Huntington (M.T.) Ar	9.05 "	8.20 "
6.30 "	6.00 "	Lv Huntington (P.T.) Ar	7.55 "	7.10 "
11.45 TUE	11.55 TUE	Lv Pendleton Ar	2.15 "	1.30 SUN
♦ 1.00 TUE	12.45 WED	Lv Pendleton Ar	1.30 MON	♦ 12.40 SUN
	3.35 WED	Lv Wallula Ar	11.30 SUN	
	8.05 WED	Ar Yakima Ar	7.10 SUN	
♦ 3.05 TUE	5.30 WED	Ar Walla Walla Ar	9.45 SUN	♦ 11.06 SUN
	5.15 WED	Ar Ayer Ar	10.00 SUN	
♦ 8.50 TUE	8.25 WED	Ar Lewiston Ar	6.20 SUN	♦ 8.00 SUN
	9.15 WED	Ar Moscow Ar	5.45 SUN	
♦ 11.59 TUE	7.50 WED	Ar Spokane (P.T.) Ar	7.40 SUN	

★ NO. 21-17-66—PACIFIC—DAILY
No. 21 to Green River; No. 17 to Pendleton; No. 66 to Spokane.
Club Lounge Car Service... Chicago to Pendleton.
Standard Sleeping Cars... Chicago to Pendleton—12 Sections, D. R. (to Portland).
Pocatello to Spokane—12 Sections, D. R. (No. 33 from Salt Lake City).
Tourist Sleeping Cars... Chicago to Pendleton—16 Sections (for Portland).
Pocatello to Spokane—16 Sections (No. 33 from Salt Lake City).
Reclining Seat Coaches... Chicago to Pendleton; Pendleton to Spokane.
Pocatello to Spokane (No. 33 from Salt Lake City).
Dining Car... Meal service.

★ NO. 12-2—BUS—IDAHOAN—LOS ANGELES LIMITED—DAILY
Bus to Pendleton; No. 12 to Green River; No. 2 to Chicago.
Club Lounge Car Service... Pendleton to Chicago.
Standard Sleeping Cars... Pendleton to Chicago—Drawing-rooms, Compts., Bed-rooms, Roomettes, Sections.
Reclining Seat Coaches... Pendleton to Chicago—(all seats reserved).
Dining Car... Meal service.

★ NO. 65-18-22—PACIFIC—PORTLAND ROSE—DAILY
No. 65 to Pendleton; No. 18 to Green River; No. 22 to Chicago.
Club Lounge Car Service... Pendleton to Chicago.
Standard Sleeping Cars... Pendleton to Chicago—12 Sec., D. R. (from Portland).
Spokane to Pocatello—12 Sections, D. R. (No. 34 to Salt Lake City).
Tourist Sleeping Cars... Pendleton to Chicago—16 Sections (from Portland).
Spokane to Pocatello—16 Sections (34 to Salt Lake).
Reclining Seat Coaches... Spokane to Pendleton; Pendleton to Chicago.
Spokane to Pocatello (No. 34 to Salt Lake City).
Dining Car... Meal service.

Equipment for Table K
★ NO. 1-11 BUS—LOS ANGELES LIMITED—IDAHOAN—DAILY
No. 1 to Green River; No. 17 to Pendleton; Bus to Spokane.
Club Lounge Car Service... Chicago to Pendleton.
Standard Sleeping Cars... Chicago to Pendleton—Drawing rooms, Compts., Bed-rooms, Roomettes, Sections.
Reclining Seat Coaches... Chicago to Pendleton—(all seats reserved).
Dining Car... Meal service.

ST. LOUIS — KANSAS CITY — SPOKANE

No. 37-17- 66 Example	Table L Condensed Schedules All Trains Daily	No. 65-18- 38 Example
3.30 SUN	Lv St. Louis (C.T.) Wabash Ar	7.45 WED
8.25 SUN	Lv Kansas City Ar	12.10 WED
11.30 SUN	Lv Kansas City (Union Pacific) Ar	11.50 TUE
9.05 MON	Lv Denver (M.T.) Ar	8.50 TUE
9.35 TUE	Lv Pocatello Ar	5.45 MON
11.55 TUE	Lv Pendleton (P.T.) Ar	2.15 "
12.45 WED	Lv Pendleton Ar	1.30 "
2.50 WED	Lv Umatilla Ar	12.20 MON
3.35 WED	Ar Wallula Ar	11.30 SUN
8.05 "	Ar Yakima Ar	7.10 SUN
5.30 "	Ar Walla Walla Ar	9.45 "
3.55 "	Lv Wallula Ar	11.10 "
5.15 "	Ar Ayer Ar	10.00 "
8.25 "	Ar Lewiston Ar	6.20 "
9.15 "	Ar Moscow Ar	5.45 "
5.15 "	Lv Ayer Ar	10.00 "
f 7.22 "	Lv Cheney Ar	8.06 "
7.50 WED	Ar Spokane (P.T.) Ar	7.40 SUN

Equipment for Table L
★ NO. 37-17-66—PONY EXPRESS—PORTLAND ROSE—DAILY
No. 37 to Denver; No. 17 to Pendleton; No. 66 to Spokane.
Observation Sleeping Car... Denver to Pendleton—10 Sections (to Portland).
Standard Sleeping Cars... Denver to Pendleton—10 Sections, 3 Double Bedrooms (to Portland).
Pocatello to Spokane—12 Sections, D. R. (No. 33 from Salt Lake City).
Kansas City to Denver—12 Sec., D. R. (to Los Angeles).
Kansas City to Denver—16 Sec. (to San Francisco).
Kansas City to Denver—14 Sections (to Los Angeles).
Denver to Pendleton—16 Sections (to Portland).
Pocatello to Spokane—16 Sections (No. 33 from Salt Lake City).
Reclining Seat Coaches... Kansas City and Denver to Pendleton; Pendleton to Spokane.
Pocatello to Spokane (No. 33 from Salt Lake City).
Dining Car... Meal service.

★ NO. 65-18-38—PORTLAND ROSE—PONY EXPRESS—DAILY
No. 65 to Pendleton; No. 18 to Denver; No. 38 to Kansas City.
Observation Sleeping Car... Pendleton to Denver—10 Sections (from Portland).
Standard Sleeping Cars... Spokane to Pocatello—12 Sec., D. R. (No. 34 to Salt Lake City).
Pendleton to Denver—10 Sec., 3 Double Bedrooms (from Portland).
Denver to Kansas City—12 Sections, D. R. (from Los Angeles).
Spokane to Pocatello—16 Sec. (No. 34 to Salt Lake).
Pendleton to Denver—16 Sections (from Portland).
Denver to Kansas City—16 Sections (from San Francisco).
Denver to Kansas City—14 Sections (from Los Angeles).
Spokane to Pocatello (No. 34 to Salt Lake City).
Pendleton to Denver and Kansas City.

NOTE.—Club and lounge cars on all except Challenger trains are for the exclusive use of standard sleeping car passengers.
★ Regularly assigned through cars air-conditioned.
♦ Via Overland Greyhound Bus north of Pendleton.
(C.T.) Central time. (M.T.) Mountain time. (P.T.) Pacific time.
Time from 12.01 midnight to 12.00 noon shown in light face type.
Time from 12:01 noon to 12:00 midnight shown in heavy face type.

CHICAGO — ST. LOUIS — KANSAS CITY — WEST YELLOWSTONE — VICTOR

No. 1-9-11- 35-41 Example	Table O (Summer Season) All Trains Daily	No. 42-36- 12-10-2 Example
2.00 SUN	Lv Chicago (C.T.) C. & N. W. Ar	2.40 TUE
11.55 SUN	Lv Omaha Ar	4.45 "
12.20 MON	Lv Omaha (Union Pacific) Ar	4.10 TUE
9.20 MON	Lv Cheyenne (M.T.) Ar	5.50 MON
3.30 SUN	Lv St. Louis (C.T.) (Wab.) Ar	2.05 TUE
8.25 "	Lv Kansas City Ar	9.15 "
8.45 SUN	Lv Kansas City Ar	9.00 TUE
7.05 MON	Lv Denver (M.T.) Ar	9.15 MON
7.25 "	Lv Denver Ar	9.00 "
9.45 MON	Lv Cheyenne Ar	6.50 MON
10.00 MON	Lv Cheyenne (M.T.) Ar	5.25 MON
4.40 "	Lv Green River Ar	10.30 "
5.25 "	Lv Green River Ar	10.00 "
10.40 MON	Lv Pocatello Ar	4.45 "
12.45 TUE	Lv Pocatello Ar	1.20 "
7.30 "	Lv Blackfoot Ar	12.27 MON
2.45 "	Lv Idaho Falls Ar	11.50 SUN
4.25 "	Lv Ashton Ar	10.10 "
6.30 "	Ar Victor Ar	8.15 "
7.00 TUE	Ar W. Yellowstone (M.T.) Ar	7.15 SUN

NO. 1-9-11-35-41—LOS ANGELES LTD.—YELLOWSTONE SPEC.—DAILY
C. & N. W. east of Omaha; Wabash east of Kansas City; No. 1 Chicago to Green River; No. 9 St. Louis to Cheyenne; No. 11 Green River to Pocatello.
No. 35 Pocatello to Ashton and W. Yellowstone; No. 41 Ashton to Victor.
Club Lounge Car Service... Chicago and St. Louis to Pocatello.
Standard Sleeping Car... Chicago to West Yellowstone—10 Sec., D. R., Compts. (Summer season about June 20 to September 10).
St. Louis to W. Yellowstone—Sections and rooms (requires car to car change after leaving Cheyenne).
Chicago and St. Louis to Pocatello; Pocatello to West Yellowstone and Victor (all seats reserved from Chicago and St. Louis to Pocatello).
Coaches... Meal service.
NO. 42-36-12-10-2—YELLOWSTONE SPEC.—LOS ANGELES LTD.—DAILY
No. 42 Victor to Ashton; No. 36 W. Yellowstone and Ashton to Pocatello; No. 12 to Green River; No. 2 to Chicago; No. 10 Cheyenne to St. Louis; C. & N. W. east of Omaha; Wabash east of Kansas City.
Club Lounge Car Service... Pocatello to St. Louis and Chicago.
Standard Sleeping Cars... W. Yellowstone to Chicago—10 Sec., D. R., Compts. (Summer season about June 20 to September 10).
W. Yellowstone to St. Louis—Sections and rooms. (requires car to car change after leaving Pocatello).
Chicago and St. Louis to Pocatello; Pocatello to St. Louis and Chicago (all seats reserved east of Pocatello).
Dining Car... Meal service.

LOS ANGELES — SALT LAKE CITY — WEST YELLOWSTONE — BUTTE

Yellowstone Special 38-29-35-41 Example	Butte Special 8-29 Example	Northwest Special 33-45 Example	Table R All Trains Daily	Yellowstone Special 42-36-30-37 Example	Butte Special 30-7 Example	Northwest Special 34-46-43 Example
7.15 SU	8.45 SU	7.15 TU	Lv Los Angeles (P.T.) Ar	7.15 TU	7.25 TU	11.45 MO
7.40 "	9.10 "	6.40 "	Lv East Los Angeles Ar	6.40 "	6.55 "	11.20 "
9.00 "	10.35 "	5.05 "	Lv Riverside Ar	5.05 "	5.25 "	9.50 "
9.25 "	11.00 "	4.40 "	Lv San Bernardino Ar	4.40 "	5.00 "	9.25 "
9.40 "	11.10 SU	4.30 "	Lv San Bernardino Ar	4.30 "	4.50 "	9.15 "
11.50 SU	1.25 MO	2.05 TU	Lv Barstow Ar	2.05 TU	2.30 TU	7.10 "
4.20 MO	5.55 "	9.05 MO	Lv Las Vegas Ar	9.05 MO	9.35 MO	2.35 "
4.40 "	6.20 "	8.40 "	Lv Las Vegas Ar	8.40 "	9.10 "	2.20 "
8.00 "	9.35 "	5.25 "	Lv Caliente (P.T.) Ar	5.25 "	5.45 "	11.10 "
9.15 "	10.50 "	6.10 "	Lv Caliente (M.T.) Ar	6.10 "	6.30 "	11.55 "
11.20 "	1.02 "	3.57 "	Lv Lund Ar	3.57 "	4.15 "	9.35 "
12.10 "	1.50 "	2.55 "	Lv Milford Ar	2.55 "	3.10 "	8.45 "
12.20 "	2.00 "	2.45 "	Lv Milford Ar	2.45 "	3.00 "	8.30 "
2.05 "	3.50 "	12.45 SU	Lv Lyndyl Ar	12.45 SU	1.00 "	6.30 "
2.15 "	4.00 "	12.35 MO	Lv Lyndyl Ar	12.35 MO	12.50 "	6.20 "
4.45 "	6.35 "	9.45 "	Lv Salt Lake City Ar	9.45 "	10.05 "	3.20 MO
8.00 "	8.00 "	8.00 "	Lv Salt Lake City (MT) Ar	8.00 "	8.00 "	10.45 SU
9.05 "	9.05 "	12.45 MO	Lv Ogden Ar	7.00 "	7.00 "	9.40 "
9.35 MO	9.35 MO	1.15 "	Lv Ogden Ar	6.40 "	6.40 "	9.20 "
1.10 TU	1.10 TU	4.55 "	Lv Pocatello Ar	3.15 "	3.15 "	5.50 "
12.45 "	1.40 "	5.40 "	Lv Pocatello Ar	1.20 "	2.40 "	4.55 "
1.30 "	2.23 "	6.25 "	Lv Blackfoot Ar	12.27 MO	1.57 "	4.15 "
2.15 TU	3.15 TU	7.15 MO	Lv Idaho Falls Ar	11.50 SU	1.10 MO	3.25 SU
2.45 SU	7.25 "	11.40 SU	Lv Idaho Falls Ar	11.40 SU	3.10 "	1.58 "
3.51 "	8.30 "	10.32 "	Lv St. Anthony Ar	10.32 "	1.35 SU	
4.25 TU	9.00 "	10.10 SU	Lv Ashton Ar	10.10 SU		
6.30 TU	11.00 "	8.15 SU	Lv Victor Ar	8.15 SU	11.40 SU	
7.00 TU	7.15 MO	7.15 SU	Lv West Yellowstone Ar	7.15 SU		
3.15 TU	7.15 MO	1.10 MO	Lv Idaho Falls Ar	1.10 MO	3.25 SU	
4.32 "	8.34 "	11.45 SU	Lv Dubois Ar	11.45 SU	1.50 "	
4.53 "	8.55 "	11.22 "	Lv Spencer Ar	11.22 "	1.25 "	
5.55 "	10.00 "	10.30 "	Lv Lima Ar	10.30 "	12.30 "	
6.05 "	10.10 "	10.15 "	Lv Lima Ar	10.15 "	12.15 "	
6.47 "	10.51 "	9.33 "	Lv Armstead Ar	9.33 "	11.35 "	
7.23 "	11.50 "	8.58 "	Lv Dillon Ar	8.58 "	10.57 "	
8.10 "	12.41 "	8.03 "	Lv Melrose Ar	8.03 "	10.05 "	
9.10 "	1.40 "	7.05 "	Lv Silver Bow Ar	7.05 "	9.10 "	
9.30 TU	2.00 MO	6.45 SU	Lv Butte (M.T.) Ar	6.45 SU	8.50 SU	

Equipment for Table R
★ NO. 38-29-35-41—PONY EXPRESS—YELLOWSTONE SPEC.—DAILY
No. 38 to Salt Lake City; No. 29 to Butte.
No. 35 Pocatello to Ashton and W. Yellowstone; No. 41 Ashton to Victor.
Club Lounge Car... Los Angeles to Salt Lake City.
Standard Sleeping Cars... Los Angeles to Butte—10 Sections, 3 Double Bedrooms, Salt Lake to West Yellowstone—10 Sec., D. R., Compts. (Summer season about June 20 to September 10).
Coaches... Los Angeles to Salt Lake City; Salt Lake City to Butte. Pocatello to West Yellowstone and Victor.
Dining Car... Meal service.

★ NO. 8-29—CHALLENGER—BUTTE SPECIAL—DAILY
No. 8 to Salt Lake City; No. 29 to Butte.
Lounge Car... Los Angeles to Salt Lake (for sleeping car passengers).
Standard Sleeping Car... Salt Lake City to Sun Valley—10 Sections, 1 DR., 2 Compts. (No. 55 west of Pocatello).
Tourist Sleeping Cars... Los Angeles to Salt Lake City—14 Sections. Salt Lake City to Butte—14 Sections.
Coaches... Los Angeles to Salt Lake City; Salt Lake City to Butte.
Dining Car... Meal service.

★ NO. 33-45—NORTHWEST SPECIAL—DAILY
No. 33 to Butte; No. 45 Idaho Falls to Victor.
Standard Sleeping Car... Salt Lake City to Pocatello—12 Sections, D. R. (for Spokane—open 9:30 p.m.).
Tourist Sleeping Car... Salt Lake City to Pocatello—14 Sections (for Spokane—open 9:30 p.m.).
Reclining Seat Coach... Salt Lake City to Pocatello (for Spokane). Salt Lake City to Butte.

★ NO. 42-36-30-37—YELLOWSTONE SPEC.—PONY EXPRESS—DAILY
No. 42 Victor to Ashton; No. 36 W. Yellowstone and Ashton to Pocatello.
No. 30 to Salt Lake City; No. 37 to Los Angeles.
Club Lounge Car... Salt Lake City to Los Angeles.
Standard Sleeping Cars... Butte to Los Angeles—10 Sections, 3 Double Bedrooms. West Yellowstone to Salt Lake City—10 Sections. D. R., Compts. (Summer season about June 20 to September 10).
Coaches... Victor and W. Yellowstone to Pocatello; Pocatello to Salt Lake City; Salt Lake City to Los Angeles.
Dining Car... Butte to Pocatello; Salt Lake to Los Angeles.

★ NO. 30-7—BUTTE SPECIAL—CHALLENGER—DAILY
No. 30 to Salt Lake City; No. 7 to Los Angeles.
Lounge Car... Salt Lake to Los Angeles (for sleeping car passengers).
Standard Sleeping Car... Sun Valley to Salt Lake City—10 Sec., 1 DR., 2 Compts. (No. 56 to Pocatello).
Tourist Sleeping Cars... Butte to Salt Lake City—14 Sections. Salt Lake City to Los Angeles—14 Sections.
Reclining Seat Coaches... Butte to Salt Lake City. Salt Lake City to Los Angeles.
Dining Car... Butte to Pocatello; Salt Lake to Los Angeles.

★ NO. 34-46-43—NORTHWEST SPECIAL—DAILY
No. 34 to Salt Lake City; No. 46 Victor to Idaho Falls; No. 43 to Los Angeles.
Standard Sleeping Cars... Pocatello to Salt Lake—12 Sec., D.R. (from Spokane).
Tourist Sleeping Car... Pocatello to Salt Lake City—14 Sec. (from Spokane).
Reclining Seat Coaches... Pocatello to Salt Lake City (from Spokane). Salt Lake City to Los Angeles. Butte to Salt Lake City.

Footnotes for Page 21
★ Regularly assigned through cars air-conditioned. (f) Stops only on signal.
♦ Operates only during Yellowstone Park season, about June 20 to September 10.
(C.T.) Central time. (M.T.) Mountain time. (P.T.) Pacific time.
• 20-minute lunch stop.
NOTE.—Club and Lounge Cars on all except Challenger trains are for the exclusive use of standard sleeping car passengers.

**For the Utmost in Rail Transportation
Be Specific—say "Union Pacific"**

SALT LAKE CITY — BOISE — PENDLETON — SPOKANE

Table T Condensed Schedules All Trains Daily. Includes routes to Salt Lake City, Ogden, Pocatello, Sun Valley, Shoshone, and Spokane.

Equipment for Table T. NO. 33-17-66—NORTHWEST SPECIAL—PORTLAND ROSE—DAILY. NO. 65-18-34—PORTLAND ROSE—NORTHWEST SPECIAL—DAILY.

Chicago — Salt Lake City — Sun Valley

Table V Condensed Schedules. Includes routes to Chicago (Ct) C. & N. W., Omaha (Un. Pac.), Cheyenne (MT), and Sun Valley.

Equipment for Table V. NO. 1-11-29-55—DAILY. NO. 56-11-30-2—DAILY.

Footnotes for Page 22. Regularly assigned through cars air-conditioned. No. 37 and No. 7 for Los Angeles will be held at Salt Lake until 10:15 am for Utah No. 32 when through passengers are reported.

SALT LAKE CITY — BOISE — PORTLAND — SEATTLE

Table U Condensed Schedules All Trains Daily. Includes routes to Salt Lake City, Ogden, Pocatello, Sun Valley, Shoshone, Boise, Huntington (M.T.), Huntington (P.T.), Baker, La Grande, Pendleton, The Dalles, and Portland.

Equipment for Table U. NO. 31-11-401—UTAHAN—IDAHOAN—DAILY. NO. 33-17-457—NORTHWEST SPECIAL—PORTLAND ROSE—DAILY.

Equipment for Table V. NO. 1-11-29-55—DAILY. NO. 56-11-30-2—DAILY.

Equipment for Table V. NO. 1-11-29-55—DAILY. NO. 56-11-30-2—DAILY.

Equipment for Table V. NO. 1-11-29-55—DAILY. NO. 56-11-30-2—DAILY.

PORTLAND — WALLA WALLA — YAKIMA — LEWISTON — SPOKANE

Table W All Trains Daily—(Pacific Time). Includes routes to Walla Walla, Yakima, Lewiston, and Spokane.

NO. 20—SPOKANE—DAILY. Standard Sleeping Cars... Tourist Sleeping Cars... Reclining Seat Coaches... NO. 19—SPOKANE—DAILY.

Spokane, San Francisco and Los Angeles

Table X A. Trains Daily (Pacific Time). Includes routes to Spokane, San Francisco, and Los Angeles.

Seattle, San Francisco and Los Angeles

Table Y All Trains Daily (Pacific Time). Includes routes to Seattle, San Francisco, and Los Angeles.

PORTLAND, TACOMA AND SEATTLE

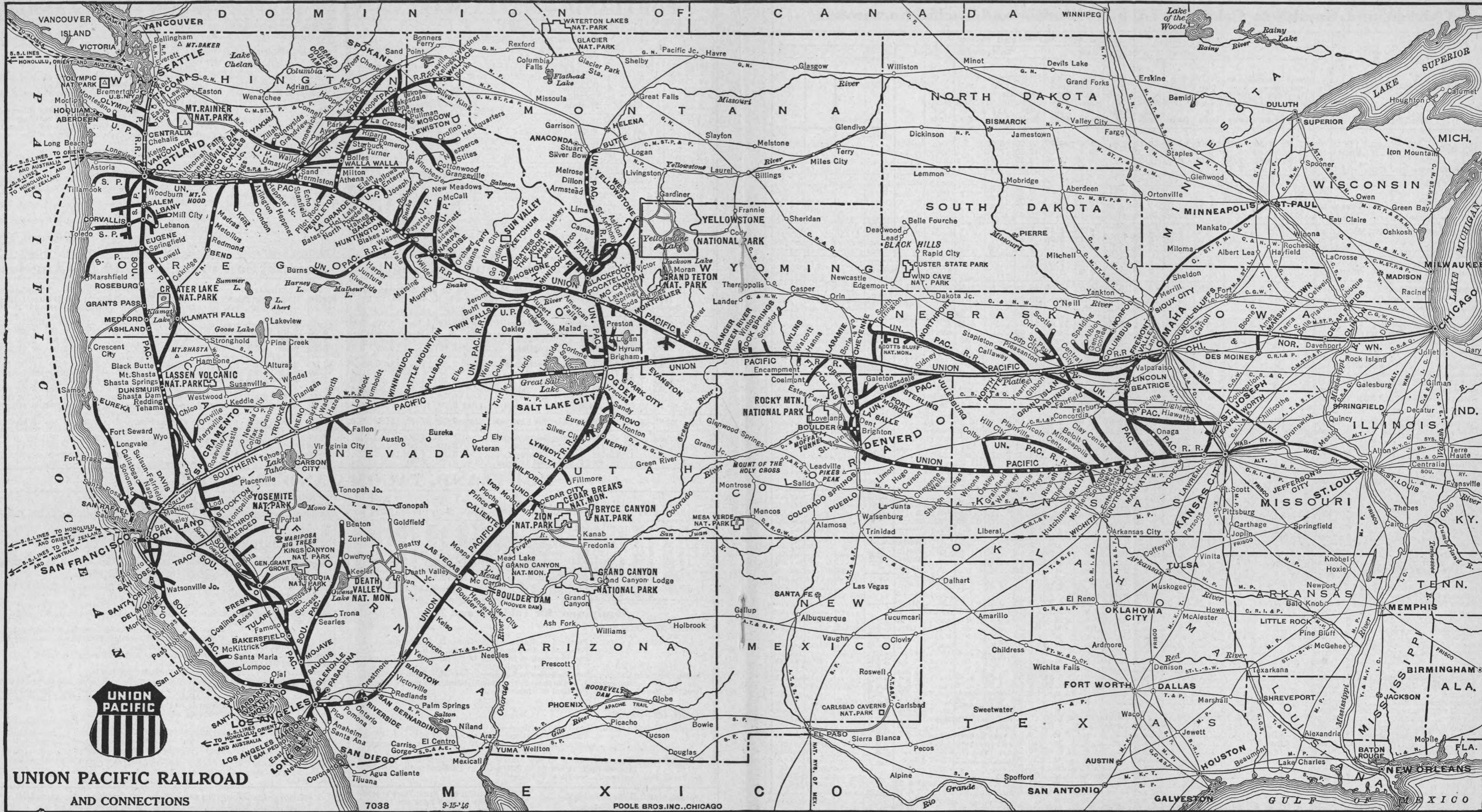
Table Z All Trains Daily. Includes routes to Portland, Tacoma, and Seattle.

NO. 457—DAILY. Parlor Car... Standard Sleeping Car... Reclining Seat Coaches... NO. 458—DAILY.

Equipment for Tables Y and Z

NO. 401—DAILY. Standard Sleeping Cars... Tourist Sleeping Car... Reclining Seat Coaches... NO. 402—DAILY.

Arrives, departs Seattle Union Depot. U. P. Stages, Portland—Spokane. Regularly assigned through cars air-conditioned. (K) Conditional stop; consult agent.



UNION PACIFIC

AND CONNECTIONS

7038

9-15-16

POOLE BROS. INC. CHICAGO

M E X I C O

SAN ANTONIO

GALVESTON

GULF OF MEXICO

Chicago and Omaha to Colorado, Utah, California and Pacific Northwest

MILEAGE		WESTBOUND—Read Down												
		Table No. 1 The Overland Route												
		To Pacific Coast			To Colorado			Local						
City of	City of	City of	Los Angeles	San Francisco	Pacific	Mail and Express	Los Angeles	San Francisco	Train	City of	Colo-	Motor		
San Francisco	Los Angeles	Portland	Los Angeles	San Francisco	Portland	Chicago	Los Angeles	San Francisco	Denver	Denver	Denver	547		
101	103	105	103	21	27	27	27	23	111	53	547			
0	Chicago (C. & N. W.) (C.T.) Ill. Lv	590	7.30	7.30	4.00	2.00	3.00	8.15	9.45	10.00	9.00	5.00		
138	Clinton Iowa Lv	698	9.42	9.42	6.15	4.40	5.25	10.50	12.40	1.05	12.30	7.12		
219	Cedar Rapids Iowa Lv	731	10.56	10.56	6.45	4.40	5.25	10.50	12.30	2.45	2.30	8.21		
289	Marshalltown Iowa Lv	884			8.43			2.05	4.05	4.25	4.05	9.26		
	Des Moines Iowa Lv	805						1.40	1.40	1.40	1.40			
327	Ames Iowa Lv	917	M	M	9.19	8.35	9.00	3.00	5.00	5.30	5.05	10.00		
340	Boone Iowa Lv	1138	12.50	12.50	9.38	8.35	9.00	3.40	5.45	6.10	5.45	10.20		
485	Council Bluffs Iowa Lv	983				11.35	12.10	7.45	8.50	9.05	9.35	12.27		
488	Omaha Neb. Lv	1033	3.15	3.15	12.40	11.55	12.35	8.15	9.05	9.30	10.00	12.45		
0	Minneapolis (C. & N.W.) Minn. Lv	918				8.40	8.40	8.45	8.45	8.45	8.40			
11	St. Paul Minn. Lv	703				9.20	9.20	9.25	9.25	9.25	9.20			
377	Omaha Neb. Lv	1033				8.20	8.20	7.50	7.50	7.50	8.20			
0	St. Louis (Wabash) Mo. Lv	480						7.50	7.50	7.50				
414	Omaha Neb. Lv	1033				8.20	8.20	8.20	8.20	8.20				
0	Omaha (Union Pacific) Neb. Lv	1033	3.25	3.25	12.50	12.20	1.00	8.45	9.25	10.00	11.00	10.30	12.55	
19	Elkhorn " " Lv	1166												
22	Waterloo (Elkhorn River) " " Lv	1126												
25	Valley " " Lv	1140												
37	Fremont (Named for Gen. Fremont) " " Lv	1197												
44	Ames " " Lv	1231												
52	North Bend " " Lv	1275												
59	Rogers " " Lv	1312												
66	Schuyler " " Lv	1350												
74	Richland " " Lv	1401												
82	Columbus (45, 46, 27, Hydro-electric Plant) " " Lv	1447												
89	Duncan " " Lv	1494												
100	Silver Creek " " Lv	1548												
111	Clarks (Grand Pawnee Vil., 1805) " " Lv	1622												
122	Central City 44 " " Lv	1701												
132	Chapman 44 " " Lv	1766												
144	Grand Island (44, 47, 49) " " Lv	1864												
144	Grand Island (52, 53) " " Lv	1864												
152	Alda " " Lv	1916												
160	Wood River " " Lv	1966												
167	Shelton " " Lv	2019												
173	Gibbon " " Lv	2061												
182	Buda (Old Fort Kearny) " " Lv	2118												
186	Kearney 43 (State Normal) " " Lv	2149												
196	Odeessa " " Lv	2222												
202	Elm Creek (Indian Fights, 1867) " " Lv	2265												
211	Overton " " Lv	2318												
215	Josselyn " " Lv	2346												
222	Lexington " " Lv	2389												
230	Darr " " Lv	2451												
236	Cozad " " Lv	2487												
240	Willow Island " " Lv	2523												
246	Gothenburg " " Lv	2563												
259	Brady Island " " Lv	2651												
268	Maxwell (Old Ft. McPherson) " " Lv	2711												
276	Gannett " " Lv	2768												
281	North Platte (No. Platte River Mountain Time) former "Buffalo Bill" Ranch, no. " " Lv	2802	7.16	7.16	4.42	5.25	5.58	2.40	2.51	3.40	5.10	6.40	4.47	
281	North Platte (Mountain Time) " " Lv	2802	6.17	6.17	3.45	4.35	5.08	1.50	2.01	2.50	4.20	5.55	3.50	
294	Hershey " " Lv	2903												
298	O'Fallons 30 " " Lv	2938												
301	Sutherland " " Lv	2959												
313	Paxton " " Lv	3056												
325	Ogocoe " " Lv	3166												
332	Ogallala " " Lv	3213												
341	Brule " " Lv	3288												
351	Big Springs " " Lv	3369												
363	Julesburg (Indian Battles) Colo. Lv	3467												
363	Julesburg (1865-75) " " Lv	3467												
378	Chappell " " Lv	3695												
387	Lodge Pole " " Lv	3831												
394	Sunol " " Lv	3925												
405	Sidney " " Lv	4091	7.59	7.59	5.27	6.55	7.18	4.35	4.21	5.15	6.50	9.10		
405	Sidney (Lookout Station, old) " " Lv	4091	8.01	8.01	5.28	7.05	7.28	4.45	4.31	5.25	7.00	9.20		
424	Potter (Ft. Sidney north) " " Lv	4387												
433	Dix " " Lv	4551												
442	Kimball—See Note ⊕ " " Lv	4706												
454	Bushnell " " Lv	4866												
464	Pine Bluffs (Neb.-Wyo. State Line) Wyo. Lv	5047												
475	Egbert 42 " " Lv	5286												
480	Burns " " Lv	5455												
487	Hillsdale (Rocky Mts. to South) " " Lv	5638												
493	Durham " " Lv	5638												
507	Cheyenne (Capital of Wyo.) Fort Warren " " Lv	6060	9.45	9.45	7.10	9.20	9.30	7.10	6.40	7.40	9.20	12.20		

For equipment, see pages 8 to 13, inclusive, and pages 18 and 21. For explanation of reference marks, see page 27.

Chicago and Omaha to Colorado, Utah, California and Pacific Northwest

MILEAGE		WESTBOUND—Read Down												
		Table No. 1 The Overland Route												
		To Pacific Coast												
City of	City of	City of	Los Angeles	San Francisco	Pacific	Mail and Express	Los Angeles	San Francisco	Train	City of	Colo-	Motor		
San Francisco	Los Angeles	Portland	Los Angeles	San Francisco	Portland	Chicago	Los Angeles	San Francisco	Denver	Denver	Denver	547		
101	103	105	103	21	27	27	27	23	111	53	547			
507	Cheyenne 30, 42. Wyo. Lv	6060	9.55	9.55	7.20	10.00	10.05	6.55	7.30	8.00	9.40	12.40		
516	Borie " " Lv	6561										12.57		
526	Granite Canon " " Lv	7315										1.14		
529	Ozone (Source of U. P. Red " " Lv	7557										1.30		
534	Buford (Sherman Hill Gravel " " Lv	7862										1.37		
538	Sherman (Highest Point en route " " Lv	8013										1.50		
545	Dale Creek (Rocky Mts. to south " " Lv	7921										1.50		
545	Hermosa (Laramie Basin) " " Lv	7899										1.50		
555	Red Buttes " " Lv	7313										1.50		
563	Laramie (State University) " " Lv	7151	11.16	11.16	8.44	11.30	11.40	8.25	9.10	9.40	11.20	2.20	8.55	
563	Laramie (Snowy Range west " " Lv	7151	11.17	11.17	8.45	11.40	11.50	8.35	9.20	9.50	11.30	2.30	9.05	
583	Bosler " " Lv	7082										2.54		
588	Cooper Lake (Laramie Peak) " " Lv	7037										3.07		
591	Lookout (45 miles north) " " Lv	7125										3.26		
596	Harper " " Lv	7079										3.26		
603	Rock River (Oil fields 1 1/2 " " Lv	6910										3.26		
606	Wilcox (miles south) " " Lv	6969										3.52		
620	Medicine Bow " " Lv	6564										3.52		
624	Calvin " " Lv	6613										4.04		
630	Como (Fossil Dinosaur beds) " " Lv	6712										4.23		
640	Hanna (Coal Mines) " " Lv	6775										4.23		
645	Percy (Elk Mt. 15 miles south) " " Lv	6927										4.38		
649	Dana " " Lv	6791										4.38		
659	Walcott 34 (St. Mary Pk. no.) " " Lv	6624										4.55		
665	Ft. Steele (No Platte River) " " Lv	6511										5.05		
673	Sinclair (Large oil refinery) " " Lv	6586										5.15		
680	Rawlins (State Penitentiary) " " Lv	6747	1.03	1.03	1.03	1.50	2.00	11.05	11.50	12.25	2.05	5.27	11.35	
680	Rawlins " " Lv	6747	1.04	1.04	1.04	2.00								

California, Pacific Northwest, Utah and Colorado to Omaha and Chicago

Table No. 2 The Overland Route EASTBOUND—Read Down From Pacific Coast. Includes columns for Streamliner, Mail and Express, Pony Express, Train, Portland Rose, and Mixed Passenger. Lists routes from San Francisco to Cheyenne.

Footnotes for Table 2

- No. 102 leaves San Francisco every Tuesday, Thursday and Saturday. No. 104 leaves Los Angeles every Monday, Wednesday and Friday. Carries only coaches for passengers; no dining car or sleeping car. See page 42 for motor bus connections with U. P. trains at Fremont, Columbus and Grand Island.

California, Pacific Northwest, Utah and Colorado to Omaha and Chicago

Table No. 2 (Continued) The Overland Route EASTBOUND—Read Down From Pacific Coast. Includes columns for Streamliner, Mail and Express, Pony Express, Train, Portland Rose, and Mixed Passenger. Lists routes from Cheyenne to Omaha and Chicago.

NOTE—There is bus line connection at Kimball, to and from Harrisburg, Gering and Scottsbluff.

Between Chicago, Omaha, Denver, Ogden, Salt Lake City and Los Angeles

Table No. 3 The Overland Route. WESTBOUND—Read Down and EASTBOUND—Read Up. Includes routes from Chicago to Los Angeles via Omaha, Denver, and Salt Lake City.

Footnotes for Table 3. No. 103 leaves Chicago every Monday, Wednesday, and Friday. No. 104 arrives Chicago every Wednesday, Friday and Sunday. Stops only to take or let off paying passengers to or from Omaha or beyond.

For equipment, see pages 8 to 15, inclusive.

Between Chicago, Omaha, Denver, Ogden, Salt Lake City and Los Angeles

Table No. 3 (Continued) The Overland Route. WESTBOUND—Read Down and EASTBOUND—Read Up. Includes routes from Los Angeles to Chicago via Salt Lake City, Denver, and Omaha.

For Motor Bus Connections at East Los Angeles, See Tables 7, 8 and 9.

Salt Lake City — Provo — Lyndyl

Table No. 4 Mountain Time. Motor bus routes between Salt Lake City, Provo, and Lyndyl.

Salt Lake City — Smelter

Table No. 5 Mountain Time. Motor bus routes between Salt Lake City and Smelter.

Tintic — Mammoth — Silver City — Eureka

Table No. 6 Mountain Time. Motor bus routes between Tintic, Mammoth, Silver City, and Eureka.

Union Pacific Stages Motor Buses operated over public highways. See also section of General Information, page 2, for optional rail-motor bus ticketing arrangement.

East Los Angeles — Pasadena — Glendale

Table No. 7 Pacific Time. Motor bus routes between East Los Angeles, Pasadena, and Glendale.

East Los Angeles — Long Beach — San Pedro

Table No. 8 Pacific Time. Motor bus routes between East Los Angeles, Long Beach, and San Pedro.

East Los Angeles — Whittier — Anaheim

Table No. 9 Pacific Time. Motor bus routes between East Los Angeles, Whittier, and Anaheim.

Las Vegas — Boulder City — Boulder Dam

Table No. 10 Pacific Time. Motor bus routes between Las Vegas, Boulder City, and Boulder Dam.

For equipment, see pages 8 to 15, inclusive.

For explanation of reference marks in table 3, see page 30.

Between Chicago, Omaha, Denver, Ogden and San Francisco

Table No. 14 The Overland Route. WESTBOUND—Read Down and EASTBOUND—Read Up. Includes routes for C. & N.W., UNION PACIFIC, and SOUTHERN PACIFIC.

Footnotes for Page 32

© Makes 13 trips each way between Chicago and San Francisco each month. (f) Stops only on signal. □ Via Borie Cut-off; not via Cheyenne. A See tables 24 and 30 for service between St. Louis, Kansas City, Denver and Cheyenne. H Stops to let off paying passengers from east of Ogden. K Stops to let off paying passengers from Ogden and east. M Stops to take paying passengers for Ogden and east; also let off paying passengers from Sacramento or west. N Stops to let off paying passengers from beyond Ogden; also take sleeping car passengers for Sacramento and west. O Stops to let off paying passengers from Cheyenne or east. T Stops to let off paying passengers from Ogden or east; also to take on for any station. U Stops to take sleeping car passengers for east of Ogden; also to let off sleeping car passengers from Sacramento or west. V Stops to take paying passengers for east of Ogden; also let off sleeping car passengers from Sacramento or west. ⊕ See table 31 for service between Ogden and Salt Lake City. ♦ Mileage shown on mile posts is from Council Bluffs. See General Information, page 2. □ Leaves and arrives from Market Street station. ■ Leaves and arrives from Third Street station.

Between Chicago, Omaha and Denver

Table No. 17 The Overland Route. WESTBOUND—Read Down and EASTBOUND—Read Up. Includes routes for UNION PACIFIC and SOUTHERN PACIFIC.

Denver—La Salle—Ft. Collins

Table No. 18 (Mountain Time). Daily schedule between Denver, La Salle, and Ft. Collins.

Footnotes for Page 33

* Daily. (f) Stops only on signal. ♦ Yellow Cab Co., between La Salle and Greeley meets all trains. □ Mixed passenger train. A Stops to take on paying passengers for scheduled stops in Colorado. B Stops to let off paying passengers from Chicago; also to take for Denver. E Regular service only during Park summer season. L Stops to let off paying passengers from Colorado. N Stop to let off paying passengers from Denver; also to take paying passengers for Chicago. R Stops to take paying passengers for Colorado. S Stops to take paying passengers for east of La Salle. T Stops to take or let off paying passengers (reservations required either in Pullman car or coach). ♦ Mileage shown on mile posts is from Council Bluffs. For explanation see General Information, page 2. Time from 12:01 midnight to 12:00 noon is in light face type. Time from 12:01 noon to 12:00 midnight shown in heavy face type. Where no time shown, trains do not stop, except as indicated by reference marks.

Do You Know About Our Prepaid Ticket Order Plan?

- We have a plan whereby you may purchase, at your railroad station, an order for railroad service, to be used by a member of your family, or any other person you may designate, at some distant station.
● This service offers a particularly safe and convenient way of providing tickets and other railroad service to students returning home at holiday and vacation time.
● These prepaid orders may include railroad tickets, sleeping and parlor car tickets, and cash for meals and other incidentals. Your railroad agent will handle them for you—by telegraph if necessary—and they will be delivered without service charge to any person you may specify, anywhere in the United States or Canada.

UNION PACIFIC RAILROAD

San Francisco, Sacramento and Los Angeles (Via Southern Pacific)

Table No. 15 Pacific Time and Table No. 16 Pacific Time. Daily schedules between San Francisco, Sacramento, and Los Angeles.

For equipment, see pages 10 to 16, inclusive.

For equipment, see pages 8, 9 and 18.

Between Chicago, Omaha and Spokane, Portland, Tacoma and Seattle

Table No. 20 The Overland Route. WESTBOUND-Read Down and EASTBOUND-Read Up. Includes stations like Chicago, Omaha, St. Paul, Minneapolis, Cheyenne, Salt Lake City, and Seattle. Includes footnotes for motor bus service and passenger regulations.

Between Chicago, Omaha and Spokane, Portland, Tacoma and Seattle

Table No. 20 (Continued) The Overland Route. WESTBOUND-Read Down and EASTBOUND-Read Up. Includes stations like Huntington, Pendleton, Walla Walla, Spokane, Umatilla, and Portland. Includes footnotes for motor bus service and passenger regulations.

For equipment, see pages 12 to 17, inclusive.

For equipment, see pages 12 to 17, inclusive.

For explanation of reference marks, see page 34.

Between St. Louis, Kansas City, Topeka, Salina and Denver

Table No. 24 The Overland Route. Table No. 25 Kansas City - Junction City - Concordia. Table No. 26 Kansas City - Salina - Solomon - Beloit. Table No. 27 Kansas City - Salina - McPherson. Table No. 28 Kansas City - Salina - Plainville - Oakley. Includes columns for Motor, Passenger, Pony Express, and Streamliner services with various time and fare details.

For equipment see pages 14 to 21, inclusive. For explanation of reference marks, see page 37.

Between Denver, Cheyenne and Salt Lake City

Table No. 30 The Overland Route (Mountain Time). Includes columns for WESTBOUND-Read Down and EASTBOUND-Read Up services between Denver, Cheyenne, and Salt Lake City.

Distance between Denver and Salt Lake City via Borie is 613 miles; via Cheyenne is 625 miles.

Between Ogden and Salt Lake City

Table No. 31 (Mountain Time). Includes columns for WESTBOUND-Read Down and EASTBOUND-Read Up services between Ogden and Salt Lake City.

Ogden - Echo - Coalville - Park City

Table No. 32 (Mountain Time). Includes columns for WESTBOUND-Read Down and EASTBOUND-Read Up services between Ogden, Echo, Coalville, and Park City.

Laramie - Coalmont

Table No. 33 (Mountain Time). Includes columns for WESTBOUND-Read Down and EASTBOUND-Read Up services between Laramie and Coalmont.

Saratoga & Encampment Valley R. R. Co.

Table No. 34 (Mountain Time). Includes columns for WESTBOUND-Read Down and EASTBOUND-Read Up services between Saratoga and Encampment.

Footnotes for Pages 36 and 37

- NOTE - See table 20 for detail schedules to Pacific Northwest.
NOTE - See table 14 for detail schedules to San Francisco.
NOTE - See table 3 for detail schedules to Los Angeles.
Local freight; combination coach with limited space for passengers.
Stops to take on or let off paying passengers.
Stops to let off paying passengers from Pocatello or beyond.
Stops to take on paying passengers for Denver and beyond.
Stops to take on or let off paying passengers holding coach or sleeping car reservations.
Stops to let off paying passengers from Denver and beyond; also to take for Salina and east thereof where train stops.
Stops to let off paying passengers from Denver and beyond; also to take for Topeka, and for Kansas City and beyond.
Stops to let off paying passengers from west of Ogden or from Pocatello.
Stops to take on paying passengers for east of La Salle.
Stops to take on or let off paying passengers.
Stops to take paying passengers for Cheyenne and beyond.
Stops to let off paying passengers from Denver and beyond; also to take for Topeka, and for Kansas City and beyond.
Stops to let off paying passengers from west of Ogden or from Pocatello.
Stops to take on paying passengers for east of La Salle.
Stops to take on or let off paying passengers.
Stops to take paying passengers for Cheyenne and beyond.
Stops to let off paying passengers from Denver and beyond; also to take for Topeka, and for Kansas City and beyond.
Stops to let off paying passengers from west of Ogden or from Pocatello.
Stops to take on paying passengers for east of La Salle.

For equipment, see pages 14 to 20, inclusive.

Between Salt Lake City, Ogden, Pocatello, West Yellowstone and Butte

Table No. 36 The Overland Route. For other trains between Salt Lake and Ogden see Table No. 19. (Mountain Time)

Cache Junction - Logan - Preston. Table No. 37 (Mountain Time) 37. Ogden - Brigham - Malad. Table No. 38 (Mountain Time) 38.

Salt Lake - Idaho Falls - W. Yellowstone. Table No. 39 (Mountain Time) 39.

Salt Lake - Idaho Falls - Ashton - Victor. Table No. 40 (Mountain Time) 40.

Footnotes for Page 38. * Daily. (f) Stops only on signal. Operates only during Yellowstone Park Season, June 20 to September 10. † Daily except Sunday. Motor train. Pony Express No. 37 and Challenger No. 7 will hold at Salt Lake City until 10:15 a.m. for Tetonia No. 32 when through passengers are reported. Meal stop.

Union Pacific Branch Lines

Omaha - North Platte - So. Torrington. Table No. 42 (Mountain Time) 42.

Omaha - Columbus - Norfolk. Table No. 45 (Central Time) 45.

Omaha - Columbus - Spalding. Table No. 46 (Central Time) 46.

Omaha - Grand Island - Loup City - Pleasanton. Table No. 47 (Central Time) 47.

Omaha - Kearney - Stapleton. Table No. 43 (Central Time) 43.

Omaha - Columbus - Albion. Table No. 48 (Central Time) 48.

Omaha - Grand Island - Ord. Table No. 49 (Central Time) 49.

Grand Island - Stromsburg - Lincoln. Table No. 44 (Central Time) 44.

Lawrence - Leavenworth. Table No. 50 (Central Time) 50.

Kansas City - Topeka - Marysville. Table No. 52 (Central Time) 52.

St. Joseph - Marysville - Grand Island. Table No. 53 (Central Time) 53.

Manhattan - Marysville - Beatrice. Table No. 54 (Central Time) 54.

(* Daily. (\$) Sunday only. (X) Daily except Saturday and Sunday. (†) Daily except Saturday. † Daily Except Sunday. (M) Local freight; caboose for passengers. (H) Mondays, Wednesdays and Fridays only. (E) Tuesday, Thursday and Saturday only. (⊕) On days livestock is to be carried, train No. 82 runs about one-half hour later than schedule shown.

Union Pacific Branch Lines

Blackfoot — Aberdeen — Mackay

Table No. 56 (Mountain Time) with columns for Mixed, M's, and destinations like Blackfoot, Aberdeen, Mackay.

Idaho Falls — Orvin — St. Anthony

Table No. 57 (Mountain Time) with columns for Mixed, M's, and destinations like Idaho Falls, Orvin, St. Anthony.

Idaho Falls — Ucon — St. Anthony

Table No. 58 (Mountain Time) with columns for Mixed, M's, and destinations like Idaho Falls, Ucon, St. Anthony.

Minidoka — Twin Falls — Buhl — Wells

Table No. 60 (Mountain Time) with columns for Mixed, M's, and destinations like Minidoka, Twin Falls, Buhl, Wells.

Minidoka — Rupert — Bliss

Table No. 61 (Mountain Time) with columns for Mixed, M's, and destinations like Minidoka, Rupert, Bliss.

Burley — Declo

Table No. 62 (Mountain Time) with columns for Mixed, M's, and destinations like Burley, Declo.

Nyssa — Homedale — Marsing

Table No. 64 (Mountain Time) with columns for Mixed, M's, and destinations like Nyssa, Homedale, Marsing.

Richfield — Hill City

Table No. 65 (Mountain Time) with columns for Mixed, M's, and destinations like Richfield, Hill City.

Boise — Nampa — Emmett — McCall

Table No. 67 (Mountain Time) with columns for Mixed, M's, and destinations like Boise, Nampa, Emmett, McCall.

Caldwell — Wilder

Table No. 68 (Mountain Time) with columns for Mixed, M's, and destinations like Caldwell, Wilder.

Shoshone — Ketchum — Sun Valley

Table No. 69 (Mountain Time) with columns for Mixed, M's, and destinations like Shoshone, Ketchum, Sun Valley.

Ontario — Vale and Brogan — Crane and Burns

Table No. 70 (Mountain Time) with columns for Mixed, M's, and destinations like Ontario, Vale, Brogan, Crane, Burns.

Payette — Emmett

Table No. 71 (Mountain Time) with columns for Mixed, M's, and destinations like Payette, Emmett.

Portland — La Grande — Joseph

Table No. 72 (Pacific Time) with columns for Mixed, M's, and destinations like Portland, La Grande, Joseph.

Weiser — New Meadows

Table No. 73 (Mountain Time) with columns for Motor, M's, and destinations like Weiser, New Meadows.

Union Pacific Branch Lines

Portland and Spokane Short Line

Table No. 74 (Pacific Time) with columns for Mixed, M's, and destinations like Portland, Spokane.

Pendleton — Wallula — Walla Walla

Table No. 75 (Pacific Time) with columns for Mixed, M's, and destinations like Pendleton, Wallula, Walla Walla.

Portland — Lewiston — Pullman — Moscow

Table No. 76 (Pacific Time) with columns for Mixed, M's, and destinations like Portland, Lewiston, Pullman, Moscow.

Portland — Lewiston — Stites — Grangeville

Table No. 77 (Pacific Time) with columns for Mixed, M's, and destinations like Portland, Lewiston, Stites, Grangeville.

Portland — Wallula — Yakima

Table No. 78 (Pacific Time) with columns for Mixed, M's, and destinations like Portland, Wallula, Yakima.

Spokane — Tekoa — Wallace

Table No. 79 (Pacific Time) with columns for Mixed, M's, and destinations like Spokane, Tekoa, Wallace.

Pendleton — Walla Walla — Dayton

Table No. 80 (Pacific Time) with columns for Mixed, M's, and destinations like Pendleton, Walla Walla, Dayton.

Footnotes for Page 41

* Daily. Daily except Sunday. (f) Stops only on signal. A Stops to let off paying passengers from points east of Ayer.

Extra Luggage—up to 150 lbs. Can Be Checked FREE— Out of Your Way, in the Baggage Car.

Footnotes for Page 40

* Daily. † Daily except Sunday. (a) Monday, Wednesday and Friday. (b) Monday and Friday. (c) Tuesday, Thursday and Saturday. (f) Stops only on signal. Motor train. Mountain Time is used on this U. P. branch line, but trains to and from Wells, Nevada on the So. Pac. main line use Pacific Time.

NOTE

Pacific Time prevails in territory served by this Branch, but trains are operated under Mountain Time, as shown in this table. For equivalent in Pacific Time, figure one hour earlier.

Connecting Bus Service

Table No. 84 (Pacific Time) Portland - Pendleton - Spokane. Motor Bus Daily, Mls., Ar, Lv, times.

The Dalles - Bend. Motor Bus Daily, Mls., Ar, Lv, times.

Table No. 87 (Pacific Time) Biggs - Shaniko. Motor Bus Daily, Mls., Ar, Lv, times.

Table No. 85 (Pacific Time) Spokane - Moscow - Lewiston. Motor Bus Daily, Mls., Ar, Lv, times.

Fremont - Lincoln. Motor Bus Daily, Mls., Ar, Lv, times.

Columbus - Lincoln. Motor Bus Daily, Mls., Ar, Lv, times.

Grand Island - Hastings. Via Yellow Diamond Lines. Motor Bus Daily, Mls., Ar, Lv, times.

Las Vegas - Tonopah. Via Las Vegas-Tonopah-Reno Stage Line. Motor Bus Daily, Mls., Ar, Lv, times.

Footnotes for Page 42. (*) Via Capitol Stages. (A) Via Interstate Transit Lines. (C) Via Elkhorn Valley Stages. (P) Via Pacific Trailways. (M. T.) Mountain Time. (P. T.) Pacific Time.

Transfer of Hand Baggage at Chicago

Passengers holding through tickets that require a change of stations in Chicago can relieve themselves of the worry of transferring their hand baggage. Such baggage and parcels may be delivered to the Parmelee agent in the depot at which the passenger arrives in Chicago. The only cost is the usual parcel checking fee, 10 cents for each bag or parcel. Parmelee will transfer such baggage to the passenger's outgoing station where it can be claimed at the parcel check room.

This arrangement applies only when there is at least a 3-hour interval between actual arrival of train in Chicago and scheduled departure time from outbound station.

The Parmelee transfer coupon, which is a part of the through ticket, also entitles the passenger to use Parmelee limousine service from his incoming depot to his outgoing depot or to any hotel or other destination in downtown Chicago.

Connections at Omaha

Table with columns for C. & N. W., Streamliner, 105, 112, 14, 13, 27, 111, 105, 21, 7, 23, 1. Includes routes like Omaha, Mo. Valley, Carroll, Boone, Ames, Des Moines, Marshalltown, Cedar Rapids, Clinton, Chicago.

Table with columns for C. & N. W., 202-1, 202-2, 204-1, 204-2, 203-1, 201-2, 209-9, 102, 108, The Milw. Road, 103, 107. Includes routes like Omaha, Sioux City, Worthington, Sioux Falls, St. James, Mankato, Rochester, St. Paul, Minneapolis.

Table with columns for C. & N. W., Wabash, 8, 14, 6, 22-10, 506, C. R. I. & P., 9, 23, 7, 505, 5. Includes routes like Omaha, Council Bluffs, Maryville, Chillicothe, Moberly, Delmar (Blvd), St. Louis.

Table with columns for C. B. & Q., Mo. Pac., 40, 39, 10, 12, 6, 5, 39, 3, 15, 1. Includes routes like Omaha, Red Oak, Ottumwa, Burlington, Galesburg, Chicago.

Table with columns for C. G. W., K. C. S., 16-25, 12-23, 26-11, 24-15, 6, 4, 24, 2, 12, 20, A. T. & S. F., 23, 19, 3, 5, 1, 11. Includes routes like Kansas City, Des Moines, Rochester, St. Paul, Minneapolis, Kansas City, New Orleans, Lake Charles, Beaumont, Port Arthur.

Table with columns for Frisco Lines, 105, 111-3, 117, 118, 112-10, 106. Includes routes like Kansas City, Memphis, Birmingham, Tulsa, Oklahoma City, Dallas.

Table with columns for C. B. & Q., Mo. Pac., 4, 56, 55, 3. Includes routes like Kansas City, Quincy, Chicago.

Table with columns for M. K. T., Wabash, 16, 14, 20, 10, 6, 12, 9, 23, 5, 11, 15, 19. Includes routes like Kansas City, Sedalia, Jefferson City, St. Louis, Alton.

Table with columns for Alton, 20-6, 22, 5-23, 7-21, 32, 20-35, 22-26, 25-23, -21, 33. Includes routes like Kansas City, Chicago.

For explanation of reference marks, see page 44.

Connections at Denver

Table of train connections at Denver, including routes like D & R G W, C & S - A T & S F, and D. & S. L. with departure and arrival times.

Connections at Spokane and Butte

Table of train connections at Spokane and Butte, including routes like The Milwaukee Road, N. P., S. I. - C. P. E., and Great Northern.

Connections at Los Angeles

Table of train connections at Los Angeles, including routes like A. T. & S. F. and connections to various cities like Fullerton, Anaheim, and Santa Ana.

Connections at Seattle

Table of train connections at Seattle, including routes like Great Northern, C. P. S. S., and P. S. N. Co.

Connections at Portland

Table of train connections at Portland, including routes like S. P. & S. and connections to Astoria and Seaside.

Connections at Salt Lake City

Table of train connections at Salt Lake City, including routes like Western Pacific and connections to Sacramento and Stockton.

The Seasoned Traveler Goes by Train

ROUND TRIP RAIL FARES

Quoted by the Union Pacific Railroad February 6, 1947. Charges shown do not include federal tax. For information only and subject to change without notice.

Large table of round trip rail fares between various cities including Los Angeles, San Diego, San Francisco, Tacoma, Seattle, Spokane, Walla Walla, Washington, Ogden, Salt Lake City, Utah, and Denver, Colorado.

Footnotes for Pages 43 and 44. Includes information about train services, stops, and special fares.

Footnotes for the Round Trip Rail Fares table, including asterisked notes about specific routes and fares.

PULLMAN SLEEPING CAR RATES

These rates are compiled from current Pullman Co. tariffs and published as a convenience for patrons. Subject to change without notice.

Rates between Points of Service Shown below. Charges Shown Do Not Include Federal Tax.

See Page 47 for Rates for Upper Berths, Drawing Rooms, Compartments, Bedrooms, Romettes, etc., Based on Applicable Lower Berth

Table of Pullman sleeping car rates between various cities including Chicago, St. Paul, Minneapolis, Omaha, St. Louis, Kansas City, Denver, Salt Lake City, Butte, Portland, Seattle, Tacoma, Los Angeles, and San Francisco. Includes columns for Double Lower, Standard, and Tourist berths.

Lower Standard Berth Rate Between Las Vegas, Nevada and Cedar City, Utah, \$2.95.

- (A) Via Salt Lake City. transfer at Salt Lake City instead of Ogden there is no charge for the side trip.
(B) From Tacoma, lower standard berth, \$6.70. Lower tourist berth, \$4.50.
(C) Via Southern Pacific Company and Portland. From Tacoma lower standard berth, \$7.55. Lower tourist berth, \$5.10.
(D) Also applies via Ogden. Where through car is operated via Salt Lake City charge for side trip Ogden to Salt Lake City and return with privilege of occupying car at Salt Lake City during one-half day's stop-over is \$1.15. When change of cars is necessary and passengers
(L) Via Southern Pacific Co.
(M) From Tacoma, lower standard berth, \$6.95. Lower tourist berth, \$4.65.
(N) From Tacoma, lower standard berth, \$3.50. Lower tourist berth, \$2.35.
(P) Via Direct Lines.
(Q) From Tacoma, lower standard berth, \$5.80. Lower tourist berth, \$3.85.
• Berth rates to and from Cheyenne, Denver and west apply via Omaha or via Kansas City.

Bedroom Rates: Bedrooms are available on most Union Pacific trains, including the Streamliner trains. See equipment pages 8 to 23 inclusive. Double bedrooms have upper and lower berths. Duplex-Single Bedrooms have only one berth. (See table on opposite page). When occupied by one person, only one rail ticket required.

Exclusive Space Occupancy by One Person: One and one-fourth railroad tickets must be purchased for exclusive use of drawing-room; one and one-tenth tickets for compartment. If Streamliner "City of Los Angeles" or "City of San Francisco" is used, one and one-tenth first class special service charge tickets are required for exclusive occupancy of a compartment, and one and one-fourth first class special service charge tickets for exclusive occupancy of a drawing-room. These tickets are in addition to the regular rail and Pullman tickets. Exception: Only one rail ticket is required for use of a compartment between Chicago, Ill. and Butte, Mont. or Pendleton, Ore. and points north and west thereof (also West Yellowstone, Mont. and Victor, Idaho).

PULLMAN SEAT FARES

Between Various Cities and to Western Park Gateways

(Charges Shown Do Not Include Federal Tax)

Table of Pullman seat fares between various cities including Salt Lake City, Portland, Denver, Las Vegas, Tacoma, Boise, Shoshone, and Omaha.

Table of Rates for Various Accommodations in Standard Pullman Sleeping Cars

(Charges shown do not include federal tax.)

Table of rates for various accommodations in Standard Pullman sleeping cars, including roomette, duplex single room, bed room, and compartment rates for different numbers of persons.

Rate is slightly less if suite is occupied by only two persons.

Tourist Sleeping Cars

Now! DAILY STREAMLINER SERVICE between CHICAGO - OMAHA - PORTLAND on the Streamliner "CITY OF PORTLAND"

Time-saving Streamliner service every day of the week from Chicago to Portland. Only one business day enroute. AND NO EXTRA FARE!

Table of departure and arrival times for Westbound and Eastbound services between Chicago, Omaha, and Portland.

Modern lightweight Standard Sleepers. Spacious Coaches with adjustable, sleep-easy seats. Delightful Dining Cars. Exquisitely furnished Club Lounge with barber-shop and shower.

ALL COACH SEATS RESERVED For dependable all-weather transportation...

Be Specific - Say "Union Pacific" UNION PACIFIC RAILROAD

Don't Worry... Telegraph

If something comes up that requires your attention... Reservations - Appointments - Any Urgent Business Matters... telegrams will attend to all of them quickly, surely. The cost is low.

The Union Pacific connects with Western Union - the telegraph system that serves everyone, everywhere.

WESTERN UNION TELEGRAPH CO.