

TRAFFIC REPRESENTATIVES . . . UNION PACIFIC RAILROAD

ABERDEEN, WASH.—3 Union Passenger Station, K and River Sts.— Phone 1045
 C. H. JACKA..... General Agent
 ALHAMBRA, CALIF.—City Ticket Office, 121 W. Main St.— Phone Atlantic 18763
 A. L. GETMAN..... (or Phone Cumberland 32624)..... Ticket Agent
 ASTORIA, ORE.—Foot of 11th Street— Phone 304
 FLOYD C. FOSTER..... Traveling Freight and Passenger Agent
 ATLANTA 3, GA.—1232 Healey Building— Phone Jackson 1513
 P. S. SMITH..... General Agent
 BEND, ORE.—112 Oregon Ave.— Phone 63
 H. D. ATTHON..... General Agent
 BIRMINGHAM 3, ALA.—701 Brown-Marx Building— Phone 7-1837
 D. V. RICKSON..... District Freight and Passenger Agent
 BOISE, IDAHO—City Ticket Office, Idaho Bldg., 212 No. 8th St.— Phone 414
 KAY L. JOHNSON..... General Agent
 BOSTON 8, MASS.—208 Old South Bldg., 294 Washington St.—
 M. W. COONERTY..... (Phone Hubbard 6380)..... General Agent
 BREMERTON, WASH.—Consolidated Ticket Office, 228 First St.— Phone 722
 S. S. HARVEY..... Ticket Agent
 BUTTE, MONT.—609 Metals Bank Bldg., 8 West Park Street— Phone 23389
 J. D. FORD..... General Agent
 Consolidated Ticket Office—2 North Main Street— Phone 3275
 D. E. WILDER..... Ticket Agent
 CHEYENNE, WYO.—City Ticket Office, 120 W. 16th St.— Phone 4421
 C. E. ASTLER..... General Agent
 CHICAGO 3, ILL.—9-11 South LaSalle Street at Madison— Phone Randolph 0141
 D. H. VOLTZ..... Traffic Manager
 C. A. POLLOCK..... General Freight Agent
 M. R. BRYAN..... General Agent, Freight Department
 City Ticket Office, one South LaSalle Street—
 JOHN C. POLLOCK..... (Phone Randolph 0141)..... General Passenger Agent
 CINCINNATI 2, OHIO—303 Dixie Term. Bldg., 4th & Walnut Sts.— Phone Main 0144
 F. B. SWOPE..... General Agent
 CLEVELAND 13, OHIO—1407 Terminal Tower, 50 Public Square—
 C. J. STEGEMAN..... (Phone Main 3070)..... General Agent
 COUNCIL BLUFFS, IA.—Union Pacific Transfer Depot— Phone 6134
 W. M. CALHOUN..... Freight and Passenger Agent
 DALLAS 1, TEXAS—2108 Mercantile Bank Bldg.— Phone River Side 1773
 CARROLL M. BROWN..... General Agent
 DENVER 2, COLO.—City Ticket Office, 535 17th Street— Phone Keystone 4141
 F. F. ECHELE..... Traffic Manager
 M. A. LIGHT..... General Freight Agent
 K. N. MIDDLEKAUFF..... General Agent, Passenger Department
 DES MOINES 9, IOWA—407 Equitable Bldg., 6th & Locust Sts.— Phone 3-0583
 EUGENE R. FIELD..... General Agent
 DETROIT 26, MICH.—612 Book Building, 1227 Washington Boulevard—
 MADISON H. FOWLER..... (Phone Cadillac 7794)..... Traffic Manager
 EAST LOS ANGELES, CALIF.—5454 Ferguson Drive— Phone Angelus 6509
 J. J. WALKER..... Ticket Agent
 EUGENE, ORE.—P. O. Box 431— Phone 2885W
 R. W. MCINTOSH..... Traveling Freight and Passenger Agent
 FRESNO 1, CALIF.—207 Rowell Bldg., Tulare St. and Van Ness Ave.— Phone 4-6571
 L. M. LAYNE..... General Agent
 GERING, NEBR.—Union Pacific Station— Phone 35
 S. C. CLARKE..... General Agent
 GLENDALE 3, CALIF.—City Ticket Office, 128½ North Brand Boulevard—
 W. A. SHOOK..... (Phone Citrus 1-2174 or Chapman 6-1370)..... General Agent
 HOLLYWOOD 28, CALIF.—City Ticket Office, 6702 Hollywood Blvd.—
 V. J. SCHMITTROTH..... (Ph. Hillside 0221) Gen'l Agt., Passenger Department
 HUNTINGTON PARK, CALIF.—City Ticket Office, 7002 Pacific Blvd.—
 R. H. LUND..... (Phone Kimball 9281)..... Passenger Agent
 KANSAS CITY 6, MO.—200 Waldheim Bldg., 6 East Eleventh St.— Ph. Victor 6530
 D. R. ALEXANDER..... General Freight and Passenger Agent
 SAM REINHARDT..... General Agent, Freight Department
 City Ticket Office—2 East Eleventh Street—
 E. M. MATTES..... (Phone Victor 6530)..... General Agent, Passenger Department
 LAS VEGAS, NEV.—Union Pacific Station— Phone 1120
 R. A. BLONDE..... Ticket Agent
 LEWISTON, IDAHO—Room 7, Union Depot— Phone 1163
 H. J. BERGER..... General Agent
 LINCOLN 8, NEBR.—City Ticket Office, 130 So. 13th St.— Phone 2-6517
 W. W. JOHNS..... General Agent
 LONG BEACH 2, CALIF.—City Ticket Office, 144 Pine Avenue— Phone 7-2931
 H. J. DeLACY..... General Agent
 LONGVIEW, WASH.—
 GUY L. ANDERSON, Freight Station, Phone 818—..... General Agent
 LOS ANGELES 14, CALIF.—Union Pacific Bldg., 422 W. 6th Street—
 W. T. PRICE..... (Phone Trinity 9211)..... Traffic Manager
 C. F. FARMER..... General Passenger Agent
 W. H. MCCUNE..... General Freight Agent
 Union Pacific Building—608 So. Olive Street— Phone Trinity 9211
 C. F. HALLSMAN..... General Agent, Passenger Department
 W. F. NASH—610 So. Olive Street..... General Agent, Freight Department
 MEMPHIS 3, TENN.—1720 Sterick Bldg.—8 North Third St.— Phone 3-6290
 W. B. MARKHAM..... District Freight and Passenger Agent
 MILWAUKEE 3, WIS.—814 Warner Bldg., 212 W. Wisconsin Ave.—
 K. T. MINDEMANN..... (Phone Marquette 7833)..... General Agent
 MINNEAPOLIS 2, MINN.—890 Northwestern Bank Bldg., 620 Marquette Ave.—
 EMIL W. MAU..... (Phone Main 2461)..... General Agent

NEW ORLEANS 12, LA.—504 Canal Bldg., 210 Baronne Street— General Agent
 JOHN D. BENDA..... (Phone Canal 2374).....
 NEW YORK 20, N.Y.—626 Fifth Ave., Suite 350, Rockefeller Center—
 H. L. LAUBY..... (Phone Circle 6-4900)..... Eastern Traffic Manager
 C. H. SALTSMARSH..... General Agent, Passenger Department
 H. C. YERGER..... General Agent, Freight Department
 OAKLAND 12, CALIF.—215 Central Bank Bldg., 436 14th St. Phone Glencourt 8576
 W. F. DAY..... General Agent
 OGDEN, UTAH—City Ticket Office, Ben Lomond Hotel Bldg.— Phone 5533
 J. F. BAKER..... General Agent
 OMAHA 2, NEBR.—City Ticket Office—Corner 15th & Dodge Streets—
 WALTER CONREY..... (Phone Jackson 6322) Gen'l Agent, Passenger Department
 J. R. FRISK..... General Agent, Freight Department
 City Ticket Office—1614 Farnam Street— Phone Jackson 5822
 W. W. NEILL..... Ticket Agent
 PASADENA 1, CALIF.—Un. Pac. Station, 205 W. Colorado St.— Ph. Sycamore 2-4107
 L. A. WIRGLER..... General Agent
 PHILADELPHIA 2, PA.—904 Girard Trust Bldg., Broad St. & So. Penn Sq.—
 MORTON MANN..... (Phone Rittenhouse 6-2170)..... General Agent
 PITTSBURGH 22, PA.—1419 Oliver Bldg., Smithfield Street and Sixth Avenue—
 JOHN D. CARTER..... (Phone Atlantic 0260)..... General Agent
 POCATELLO, IDAHO—Union Pacific Passenger Station— Phone 268
 W. L. HARDY..... Ticket Agent
 POMONA, CALIF.—Union Pacific Passenger Station— Phone Pomona 1288
 E. C. MALLON..... Passenger and Freight Traffic Agent
 PORTLAND 5, ORE.—751 Pittcock Block— Phone Broadway 7771
 C. W. EVERS..... Traffic Manager
 J. C. CUMMING..... General Passenger Agent
 J. J. DOWD..... General Freight Agent
 DON SUTHERLAND..... General Agent, Freight Department
 City Ticket Office—701 S. W. Washington Street— Phone Broadway 7771
 N. B. FALLAS..... General Agent, Passenger Department
 RENO, NEV.—25 Cladianos Bldg., 118 West 2nd St. Phone Reno 4881
 E. E. LARKIN..... General Agent
 RIVERSIDE, CALIF.—Union Pacific Pass. Station, 7th & Vine Sts.— Phone 626
 J. L. BRECHIN..... General Agent
 ST. JOSEPH 2, MO.—City Ticket Office, 517 Francis Street— Phone 2-5485
 F. F. ROBINSON..... General Freight and Passenger Agent
 ST. LOUIS 1, MO.—1223 Ambassador Bldg., 411 North 7th St.— Phone Chestnut 7752
 T. W. GURSKY..... General Agent
 SACRAMENTO 14, CALIF.—217 Forum Bldg., 1107 Ninth St.— Phone 2-1025
 F. A. FOX..... General Agent
 SALINA, KANS.—Third and Ash Streets— Phone 297
 J. M. BROWN..... General Agent
 SALT LAKE CITY 1, UTAH—Union Pacific Bldg., 10 So. Main St.— Phone 3-1544
 B. W. HANSON..... Traffic Manager
 C. BLOOM..... General Passenger Agent
 City Ticket Office—Hotel Utah, Main and So. Temple Streets— Phone 3-1544
 W. J. THOMAS..... General Agent, Passenger Department
 H. G. PELLETIER..... General Agent, Freight Department
 SAN DIEGO 1, CALIF.—City Ticket Office, 320 Broadway— Phone Franklin 7241
 H. G. LARIMER..... General Agent
 SAN FRANCISCO 2, CALIF.—291 Geary Street— Phone Garfield 6030
 H. A. LAWRENCE..... Traffic Manager
 GAYLORD F. ALLEN..... General Agent, Freight Department
 City Ticket Office—Geary at Powell Street— Phone Garfield 6030
 H. W. HICKS..... General Passenger Agent
 SAN JOSE 7, CALIF.—206 1st Nat. Bk. Bldg., Santa Clara & 1st Sts.— Ph. Ballard 1634
 E. A. COONS..... General Agent
 SAN PEDRO, CALIF.—City Ticket Office, 805 So. Pacific Avenue—
 J. V. CONNETT..... (Phone Terminal 2-6225)..... General Agent
 SANTA ANA, CALIF.—City Ticket Office, 305 North Main Street— Phone 1877
 WALTER DITTMER..... General Agent
 SANTA MONICA, CAL.—City Ticket Off., 307 Santa Monica Blvd.— Phone 51213
 W. A. CHENEY..... General Agent
 SEATTLE 4, WASH.—204 Union Sta., 4th Ave. & Jackson St.— Phone Elliott 6933
 H. M. WEST..... Assistant Traffic Manager
 SEATTLE 1, WASH.—City Ticket Office—1300 Fourth Avenue at University—
 A. L. IVES..... (Phone Elliott 6933)..... General Agent, Passenger Department
 SIOUX CITY 9, IOWA—405 Commerce Bldg., 520 Neb. St.— Phone 5-8328
 J. F. TURRENTINE..... General Agent, Freight Department
 SPOKANE 8, WASH.—City Ticket Office—727 Sprague Ave., Corner Post St.—
 H. M. ADKINS..... (Phone Main 4121)..... General Agent
 STOCKTON 6, CAL.—207 Don Burton Bldg., 11 So. Joaquin St.— Phone 2-3981
 V. J. CHRISTENSEN..... District Freight and Passenger Agent
 TACOMA 2, WASH.—City Ticket Office, 114 So. Ninth St.— Phone Broadway 2275
 J. R. LIVSEY..... General Agent
 TORONTO, ONT.—201-2 Canadian Pacific Bldg., 89 Yonge St.— Phone Elgin 7239
 W. W. CREIGHTON..... General Agent
 TULSA 3, OKLA.—823 Kennedy Bldg., 321 South Boston St.— Phone 26859
 L. B. BRADLEY..... General Agent
 WALLA WALLA, WASH.—1st Natl. Bank Bldg., 2nd & Alder Sts.— Phone 30
 J. H. CUNNINGHAM..... General Agent
 WASHINGTON 5, D. C.—600 Shoreham Bldg., 15th and H Sts., N. W.—
 HOWARD B. BLANCHARD..... (Phone Republic 0800) Washington Representative
 R. T. PAYNE..... General Agent
 WINSTON-SALEM 3, N. C.—632 Reynolds Bldg., 4th and Main Sts.— Phone 4881
 D. R. WALKER..... Traveling Freight and Passenger Agent
 YAKIMA, WASH.—Union Pacific Building, 104 W. Yakima Ave.— Phone 4181
 V. E. BUCHANAN..... General Agent

C. J. COLLINS
 General Passenger Traffic Manager
 OMAHA 2, NEBR.

A. J. SEITZ, Vice-President—Traffic
 OMAHA 2, NEBRASKA

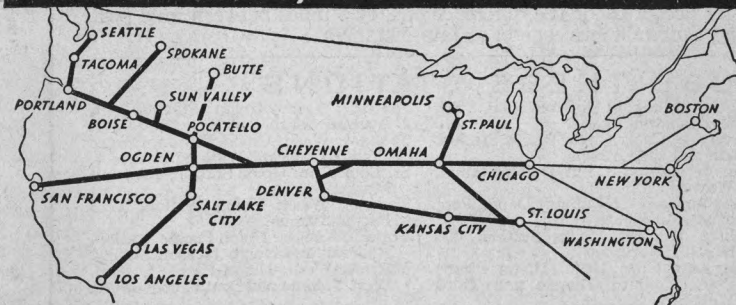
W. T. BURNS
 General Freight Traffic Manager
 OMAHA 2, NEBR.

UNION PACIFIC RAILROAD

Time Tables



THE Strategic MIDDLE ROUTE

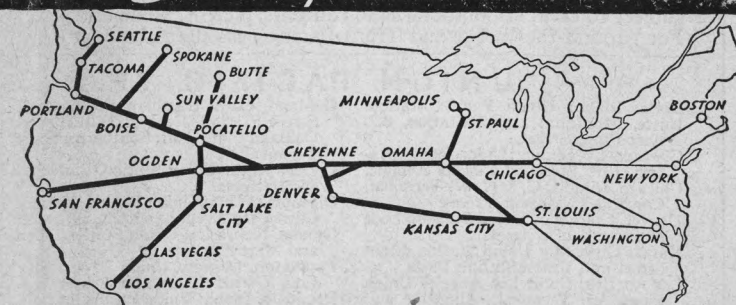


UNION PACIFIC RAILROAD

Time Tables



THE Strategic MIDDLE ROUTE



Union Pacific Streamliner Schedules

Streamliner City of Los Angeles Three Sailings Each Week

Westbound—Read Down				Eastbound—Read Up					
Streamliner No. 103 Extra Fare		Departs from both Chicago and Los Angeles every Monday, Wednesday and Friday		Streamliner No. 104 Extra Fare					
C. & N. W.									
MON	WED	FRI	7.30	Lv Chicago (C.T.)	Ill. Ar	10.45	WED	FRI	SUN
"	"	"	9.42	Lv Clinton	Ill. Ar	8.25	"	"	"
MON	WED	FRI	10.56	Lv Cedar Rapids	Ill. Ar	7.08	"	"	"
TUE	THU	SAT	12.32	Lv Ames	Ill. Ar	5.28	"	"	"
"	"	"	12.50	Lv Boone	Ill. Ar	5.15	"	"	"
"	"	"	3.15	Ar Omaha	Neb. Lv	3.00	"	"	"
"	"	"	3.25	Lv Omaha Union Pacific	Neb. Ar	2.50	"	"	"
"	"	"	5.26	Lv Grand Island	Neb. Lv	12.43	WED	FRI	SUN
"	"	"	7.16	Ar North Platte (C.T.)	Neb. Ar	10.55	TUE	THU	SAT
"	"	"	6.17	Lv North Platte (M.T.)	Neb. Lv	9.53	"	"	"
"	"	"	8.01	Lv Sidney	Neb. Lv	8.10	"	"	"
"	"	"	9.45	Ar Cheyenne	Wyo. Ar	6.43	"	"	"
"	"	"	9.55	Lv Cheyenne	Wyo. Lv	6.33	"	"	"
"	"	"	11.17	Lv Laramie	Wyo. Lv	5.18	"	"	"
"	"	"	1.04	Lv Rawlins	Wyo. Lv	3.21	"	"	"
"	"	"	3.19	Lv Green River	Wyo. Lv	1.05	"	"	"
"	"	"	5.03	Lv Evanston	Wyo. Lv	11.22	"	"	"
"	"	"	6.35	Ar Ogden	Utah Ar	9.50	"	"	"
"	"	"	7.25	Lv Salt Lake City	Utah Lv	9.00	"	"	"
"	"	"	7.30	Ar Salt Lake City	Utah Ar	8.55	"	"	"
TUE	THU	SAT	11.45	Lv Callente (P.T.)	Nev. Ar	2.35	TUE	THU	SAT
WED	FRI	SUN	2.30	Lv Las Vegas	Nev. Lv	11.55	MON	WED	FRI
"	"	"	7.35	Ar San Bernardino	Cal. Ar	6.40	"	"	"
"	"	"	7.55	Ar Riverside	Cal. Ar	6.15	"	"	"
"	"	"	8.50	Ar East Los Angeles	Cal. Ar	5.20	"	"	"
WED	FRI	SUN	9.15	Ar Los Angeles (P.T.)	Cal. Ar	5.00	MON	WED	FRI
WED	FRI	SUN	9.30	Ar Pasadena	Cal. Ar	4.10	MON	WED	FRI
"	"	"	10.00	Ar Glendale	Cal. Ar	3.30	"	"	"
"	"	"	9.45	Ar Long Beach	Cal. Ar	3.50	"	"	"
WED	FRI	SUN	10.15	Ar San Pedro (P.T.)	Cal. Ar	3.20	MON	WED	FRI

Streamliner City of Portland Daily Service

Westbound—Read Down				Eastbound—Read Up			
Streamliner No. 105		Between CHICAGO and PORTLAND No Extra Fare		Streamliner No. 106			
4.00	Lv Chicago (C.T.)	C. & N. W.	Ill. Ar	1.10	WED	FRI	SUN
6.15	Lv Clinton	Ill. Ar	10.40	WED	FRI	SUN	
7.32	Lv Cedar Rapids	Ill. Ar	9.10	WED	FRI	SUN	
8.22	Lv Tama	Ill. Ar	8.17	WED	FRI	SUN	
8.43	Lv Marshalltown	Ill. Ar	8.00	WED	FRI	SUN	
9.19	Lv Ames	Ill. Ar	7.23	WED	FRI	SUN	
9.45	Lv Boone	Ill. Ar	7.05	WED	FRI	SUN	
12.17	Ar Council Bluffs	Ill. Lv	4.50	WED	FRI	SUN	
12.40	Ar Omaha	Neb. Lv	4.40	WED	FRI	SUN	
12.50	Lv Omaha Union Pacific	Neb. Ar	4.30	WED	FRI	SUN	
2.54	Lv Grand Island	Neb. Lv	2.23	WED	FRI	SUN	
4.42	Ar North Platte (C.T.)	Neb. Ar	12.35	WED	FRI	SUN	
3.45	Lv North Platte (M.T.)	Neb. Lv	11.32	WED	FRI	SUN	
5.28	Lv Sidney	Neb. Lv	9.49	WED	FRI	SUN	
7.10	Ar Cheyenne	Wyo. Ar	8.20	WED	FRI	SUN	
7.20	Lv Cheyenne	Wyo. Lv	8.10	WED	FRI	SUN	
8.45	Lv Laramie	Wyo. Lv	6.53	WED	FRI	SUN	
10.35	Lv Rawlins	Wyo. Lv	4.56	WED	FRI	SUN	
12.26	Lv Rock Springs	Wyo. Lv	2.57	WED	FRI	SUN	
12.50	Lv Green River	Wyo. Lv	2.40	WED	FRI	SUN	
f 2.01	Lv Kemmerer	Wyo. Lv	f 1.17	WED	FRI	SUN	
3.20	Lv Montpelier	Ida. Lv	11.55	WED	FRI	SUN	
5.05	Ar Pocatello	Ida. Ar	10.10	WED	FRI	SUN	
5.15	Lv Pocatello	Ida. Lv	10.00	WED	FRI	SUN	
f 6.17	Lv Minidoka	Ida. Lv	f 9.04	WED	FRI	SUN	
7.05	Lv Shoshone	Ida. Lv	8.20	WED	FRI	SUN	
8.00	Lv Glenns Ferry	Ida. Lv	7.20	WED	FRI	SUN	
9.25	Lv Boise	Ida. Lv	6.05	WED	FRI	SUN	
f 9.50	Lv Nampa	Ida. Lv	f 5.35	WED	FRI	SUN	
f 10.35	Lv Ontario	Ore. Lv	f 4.50	WED	FRI	SUN	
f 10.41	Lv Payette	Ida. Lv	f 4.40	WED	FRI	SUN	
f 10.55	Lv Weiser	Ida. Lv	f 4.30	WED	FRI	SUN	
11.25	Ar Huntington (M.T.)	Ore. Ar	4.05	WED	FRI	SUN	
10.40	Lv Huntington (P.T.)	Ore. Lv	2.50	WED	FRI	SUN	
f 12.05	Lv Baker	Ore. Lv	f 1.20	WED	FRI	SUN	
1.25	Lv La Grande	Ore. Lv	12.05	WED	FRI	SUN	
3.45	Lv Pendleton	Ore. Lv	9.55	WED	FRI	SUN	
f 6.00	Lv The Dalles	Ore. Lv	f 7.20	WED	FRI	SUN	
f 6.30	Lv Hood River	Ore. Lv	f 6.50	WED	FRI	SUN	
8.00	Ar Portland (P.T.)	Ore. Ar	5.30	WED	FRI	SUN	
8.30	Lv Portland	Ore. Lv	4.35	WED	FRI	SUN	
12.50	Lv Tacoma	Wash. Ar	12.57	WED	FRI	SUN	
2.15	Ar Seattle (P.T.)	Wash. Ar	12.01	WED	FRI	SUN	

For equipment, see pages 8 to 13, inclusive.

Streamliner City of San Francisco Three Sailings Each Week

Westbound—Read Down				Eastbound—Read Up					
Streamliner No. 101 Extra Fare		Departs from both Chicago and San Francisco every Tuesday, Thursday and Saturday		Streamliner No. 102 Extra Fare					
C. & N. W.									
TUE	THU	SAT	7.30	Ar Chicago (C.T.)	Ill. Ar	10.45	THU	SAT	MON
"	"	"	9.42	Lv Clinton	Ill. Ar	8.25	"	"	"
TUE	THU	SAT	10.56	Lv Cedar Rapids	Ill. Ar	7.08	"	"	"
WED	FRI	SUN	12.32	Lv Ames	Ill. Ar	5.28	"	"	"
"	"	"	12.50	Lv Boone	Ill. Ar	5.15	"	"	"
"	"	"	3.15	Ar Omaha	Neb. Lv	3.00	"	"	"
Union Pacific									
"	"	"	3.25	Lv Omaha	Neb. Ar	2.50	"	"	"
"	"	"	5.25	Ar Grand Island	Neb. Ar	12.43	"	"	"
"	"	"	5.26	Lv Grand Island	Neb. Lv	12.41	THU	SAT	MON
"	"	"	7.16	Ar North Platte (C.T.)	Neb. Ar	10.55	WED	FRI	SUN
"	"	"	6.17	Lv North Platte (M.T.)	Neb. Lv	9.53	"	"	"
"	"	"	8.01	Lv Sidney	Neb. Lv	8.10	"	"	"
"	"	"	9.45	Ar Cheyenne	Wyo. Ar	6.43	"	"	"
"	"	"	9.55	Lv Cheyenne	Wyo. Ar	6.33	"	"	"
"	"	"	11.16	Ar Laramie	Wyo. Ar	5.18	"	"	"
"	"	"	11.17	Lv Laramie	Wyo. Ar	5.17	"	"	"
"	"	"	1.03	Ar Rawlins	Wyo. Ar	3.21	"	"	"
"	"	"	1.04	Lv Rawlins	Wyo. Lv	3.20	"	"	"
"	"	"	3.14	Ar Green River	Wyo. Ar	1.05	"	"	"
"	"	"	3.19	Lv Green River	Wyo. Ar	1.00	"	"	"
"	"	"	5.03	Lv Evanston	Wyo. Lv	11.22	"	"	"
"	"	"	6.35	Ar Ogden (M.T.)	Utah Ar	9.50	"	"	"
Southern Pacific									
WED	FRI	SUN	5.45	Lv Ogden (P.T.)	Utah Ar	8.40	WED	FRI	SUN
"	"	"	10.01	Lv Carlin	Nev. Lv	4.15	"	"	"
THU	SAT	MON	2.30	Ar Reno	Nev. Ar	11.45	TUE	THU	SAT
"	"	"	6.55	Ar Sacramento	Cal. Ar	7.15	"	"	"
"	"	"	8.25	Ar Berkeley	Cal. Ar	5.46	"	"	"
"	"	"	8.34	Ar Oakland (16th St.)	Cal. Ar	5.37	"	"	"
"	"	"	8.40	Ar Oakland Pier	Cal. Ar	5.30	"	"	"
THU	SAT	MON	9.15	Ar San Francisco (P.T.)	Cal. Ar	5.00	TUE	THU	SAT

Special Service Charges on Streamliners "City of Los Angeles" and "City of San Francisco"

in effect February 15, 1947. Subject to change without notice. (Charges shown do not include federal tax)

BETWEEN AND	Chicago, Ill.	St. Bluffs, La.	Omaha, Neb.	G. Island, Neb.	N. Platte, Neb.	Sidney, Neb.	Cheyenne, Wyo.	Laramie, Wyo.	Rawlins, Wyo.	Rock Springs, Wyo.	Gr. River, Wyo.	Evanston, Wyo.	Ogden, Utah	Salt Lake City, Utah
Ogden, Utah	11.25	7.50	7.50	7.50	7.50	3.75	3.75	3.75	3.75	3.75	3.75	3.75	3.75	3.75
Salt Lake City, Utah	3.75	2.50	2.50	2.50	2.50	1.25	1.25	1.25	1.25	1.25	1.25	1.25	1.25	1.25
Las Vegas, Nev.	15.00	11.25	11.25	11.25	11.25	7.50	7.50	7.50	7.50	7.50	7.50	7.50	7.50	7.50
San Bernardino, Cal.	5.00	3.75	3.75	3.75	3.75	2.50	2.50	2.50	2.50	2.50	2.50	2.50	2.50	2.50
Los Angeles, Cal.	15.00	11.25	11.25	11.25	11.25	7.50	7.50	7.50	7.50	7.50	7.50	7.50	7.50	7.50
Reno, Nev.	5.00	3.75	3.75	3.75	3.75	2.50	2.50	2.50	2.50	2.50	2.50	2.50	2.50	2.50
Sacramento, Cal.	15.00	11.25	11.25	11.25	11.25	7.50	7.50	7.50	7.50	7.50	7.50	7.50	7.50	7.50
San Francisco, Cal.	5.00	3.75	3.75	3.75	3.75	2.50	2.50	2.50	2.50	2.50	2.50	2.50	2.50	2.50

Footnotes for Page 6

◆ Reservations for space, Pullman or coach, on the "City of Los Angeles" and the "City of San Francisco" must be obtained before the train is boarded and should be applied for as much in advance as possible. Extra fare tickets will not be sold unless space has been reserved, and each person, including children of any age, who is to occupy space to the exclusion of other passengers, must hold such space assignment before he will be permitted to board train. These trains are operated primarily for through passengers. However, if unsold space is available 48 hours prior to departure from terminal, and extra fare ticket is bought and reservation made before train is boarded, they will carry local passengers between any two scheduled stops. Lounge cars are for use of sleeping car passengers and seats in them will not be reserved or sold. Reduced fare tickets for Clergy, charity, furlough, etc., are not honored on these trains.

⊕ Stops only to take or let off paying passengers to or from Ogden and beyond.

⊕ Persons using "City of Los Angeles," "City of San Francisco," and "City of Portland," should ask Baggage Agents or any Union Pacific representative to attach to each piece of checked baggage a distinctive tag indicating train on which it is to be handled.

△ Stops only to take or let off paying passengers to or from Omaha or beyond.

■ Motor bus connection at East Los Angeles.

■ Nos. 105 and 106 stop at Rock Springs to take or let off paying passengers to or from Pocatello or Cheyenne or beyond.

* Regular daily trains Nos. 457 and 408 between Portland and Seattle; for additional train service between Portland and Seattle see page 35.

(C.T.) Central time. (M.T.) Mountain time. (P.T.) Pacific time. (f) Stops only on signal.

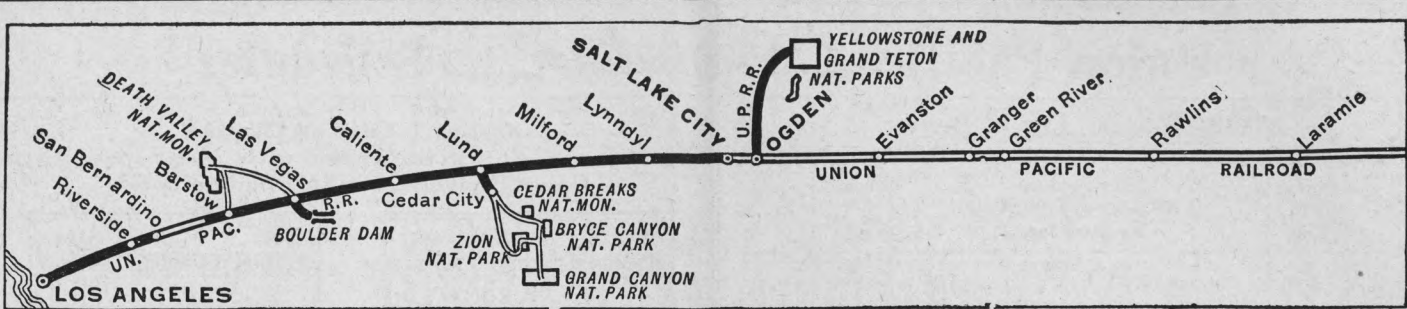
Union Pacific Streamliner Schedules

Streamliner City of Denver

Westbound—Read Down		(See Note A)		Eastbound—Read Up		
Streamliner No. 111 Daily		Daily Between CHICAGO and DENVER No Extra Fare		Streamliner No. 112 Daily		
C. & N. W.						
5.00	Lv Chicago (C.T.)	Ill. Ar	9.35	WED	FRI	SUN
	Lv Oak Park	Ill. Ar	9.15	WED	FRI	SUN
	Lv Dixon	Ill. Ar	7.51	WED	FRI	SUN
B 6.37	Lv Sterling	Ill. Ar	7.41	WED	FRI	SUN
	Lv Clinton	Ill. Ar	7.15	WED	FRI	SUN
8.21	Lv Cedar Rapids	Iowa Ar	6.00	WED	FRI	SUN
9.26	Lv Marshalltown	Iowa Ar	4.53	WED	FRI	SUN
10.00	Lv Ames	Iowa Ar	4.20	WED	FRI	SUN
10.20	Lv Boone	Iowa Ar	4.07	WED	FRI	SUN
	Lv Carroll	Iowa Ar	3.21	WED	FRI	SUN
	Lv Council Bluffs	Iowa Ar	2.00	WED	FRI	SUN
12.27	Ar Omaha	Neb. Ar	1.50	WED	FRI	SUN
12.45	Lv Omaha Union Pacific	Neb. Lv	1.40	WED	FRI	SUN
H 1.31	Lv Fremont	Neb. Lv	P12.59	WED	FRI	SUN
2.06	Lv Columbus	Neb. Lv	12.23	WED	FRI	SUN
2.59	Lv Grand Island	Neb. Lv	11.35	WED	FRI	SUN
3.33	Lv Kearney	Neb. Lv	10.59	WED	FRI	SUN
4.47	Ar North Platte (C.T.)	Neb. Ar	9.50	WED	FRI	SUN
3.50	Lv North Platte (M.T.)	Neb. Lv	8.47	WED	FRI	SUN
4.59	Lv Julesburg	Colo. Lv	7.44	WED	FRI	SUN
5.47	Lv Sterling	Colo. Lv	6.57	WED	FRI	SUN
7.05	Lv La Salle	Colo. Lv	5.43	WED	FRI	SUN
8.00	Ar Denver (M.T.)	Colo. Ar	5.00	WED	FRI	SUN

Streamliner City of St. Louis

Westbound—Read Down		(See Note A)		Eastbound—Read Up		
Streamliner No. 9 Daily		Daily Between ST. LOUIS, KANSAS CITY, DENVER and CHEYENNE No Extra Fare		Streamliner No. 10 Daily		
Wabash						
3.30	Lv St. Louis (Un. Sta.) (C.T.)	Mo. Ar	2.05	WED	FRI	SUN
3.43						



CHICAGO to LOS ANGELES via Omaha

Table A Condensed Schedules		Stream- liner City of Los Ang. 103 Example	Los Angeles Limited 1 Daily Example	Train Number 43 Daily Example	Los Angeles Challenger 7 Daily Example	Pacific- Pony Express 21-37 Daily Example
Lv New York (E.T.) N.Y.C.	Ar Chicago (C.T.)	5.10 SA	9.55 SU			
Lv New York (E.T.) Penn.RR	Ar Chicago (C.T.)	6.45 SA	10.45 SU			
Lv Wash'gton (E.T.) Penn.RR	Ar Chicago (C.T.)	6.50 SA	10.45 SU			
Lv Chicago (C.T.) C. & N.W.	Ar Omaha	7.30 MO	2.00 SU	9.00 SU	9.45 SU	8.15 SU
Lv Minneapolis C. & N.W.	Ar St. Paul	8.40 SU	9.20 SU	8.40 SU	8.45 SU	8.45 SU
Lv Omaha	Ar St. Louis (Wab.)	8.20 SU	8.20 SU	7.50 MO	7.50 MO	8.20 MO
Lv Omaha (C.T.) Un. Pac.	Ar Fremont	3.25 TU	12.20 MO	10.30 SU	10.00 MO	8.45 MO
Lv Columbus	Ar Grand Island	5.26	3.00	2.30	1.00	11.55
Lv Kearney	Ar North Platte (C.T.)	7.16	5.25	6.40	3.40	2.40
Lv North Platte (C.T.)	Ar North Platte (M.T.)	6.17	4.35	5.55	2.50	1.50
Lv Sidney	Ar Cheyenne	8.01	7.05	9.20	5.25	4.45
Lv St. Louis (Wab.) (C.T.)	Ar Kansas City (Un. Pac.)	3.30 SU	8.45	11.30 SU	11.30 SU	11.30 SU
Lv Denver (M.T.)		7.25 MO		5.20 MO	5.20 MO	
Lv Cheyenne	Ar Laramie	9.55 TU	10.00 MO	12.40 MO	8.00 MO	7.30 MO
Lv Rawlins	Ar Rock Springs	1.04	2.00	5.37	12.35 TU	12.01 TU
Lv Green River	Ar Evanston	3.19	5.00	9.00	3.55	3.30
Lv Ogden	Ar Salt Lake City	5.03	7.10	11.35 MO	6.10	5.48
Lv Salt Lake City	Ar Milford	6.35	9.00	1.30 TU	8.00	7.40
Lv Cedar City	Ar Lund	6.45	9.30	2.00	8.30	8.30
Lv Omaha	Ar Pasadena	7.25	10.25	2.55	9.25	9.25
Lv San Bernardino	Ar Glendale	7.30 TU	10.45 MO	3.20	10.05	9.45
Lv Riverside	Ar Anaheim	8.50	2.50	11.20	6.55	6.40
Lv Los Angeles (P.T.)	Ar Long Beach	9.15 WE	3.15 TU	11.45 TU	7.25 WE	7.15 WE
Lv Pasadena	Ar San Pedro (P.T.)	9.30 WE	3.30 TU		7.35 WE	7.35 WE
Lv Glendale		10.00 WE	4.00 TU		8.05 WE	8.05 WE
Lv Anaheim		10.00 WE	4.00 TU		8.05 WE	8.05 WE
Lv Long Beach		9.45 WE	3.45 TU		7.50 WE	7.50 WE
Lv San Pedro (P.T.)		10.15 WE	4.15 TU		8.25 WE	8.25 WE

Equipment for Page 8

★ NO. 103—Streamliner CITY OF LOS ANGELES—Extra Fare
Leaves Chicago via C. & N. W. every Monday, Wednesday and Friday.
Observation Lounge Car... Chicago to Los Angeles—(Barber, valet, Club Car... Chicago to Los Angeles—(bath, radio.)
Standard Sleeping Cars... Chicago to Los Angeles—Drawing-rooms, Compartments, Bedrooms, Roomettes, Sections (7 cars).
Reclining Seat Coaches... Chicago to Los Angeles—(all reserved).
Cafe Lounge Car... Low cost meals and lounge for coach passengers.
Main Dining Car... Regular meal service.

★ NO. 1—LOS ANGELES LIMITED—DAILY—No Extra Fare

Cars from Chicago and Minneapolis-St. Paul run via C. & N. W. to Omaha; thence U. P.
Club Lounge Car... Chicago to Los Angeles—(Barber, valet, radio).
Standard Sleeping Cars... Chicago to Los Angeles—2 Drawing-rooms, 4 Compartments, 4 Double Bedrooms.
Chicago to Los Angeles—6 Sections, 6 Roomettes, 4 Double Bedrooms.
Chicago to Los Angeles—12 Sections, D. R.
New York to Los Angeles—6 Sections, 6 Double Bedrooms (N.Y.C. No. 63 to Chicago).
New York to Los Angeles—6 Sections, 6 Double Bedrooms (P.R.R. No. 71 to Chicago).
Washington to Los Angeles—12 Sections, D.R. (P.R.R. No. 71 to Chicago).
Minneapolis-St. Paul to Los Angeles—6 Sec., 6 Rmte, 4 Double Bedrooms (203-10-203 to Omaha).
Cheyenne to Los Angeles—6 Sections, 6 Roomettes, 4 Double Bedrooms (Wab.-U.P. 9 from St. Louis).
Salt Lake City to Cedar City—10 Sec., D. R., Compts. (No. 301 beyond Lund; summer season only about June 1 to September 25).
Cedar City to Los Angeles—10 Sec., D. R., Compts. (No. 302 to Lund; summer season only, about June 1 to September 25).

Reserved Seat Coaches... Chicago to Los Angeles (1 car—48 reclining seats).
Cheyenne to Los Angeles (Wab.-U.P. 9 from St. Louis).
Dining Car... Meal service.

★ NO. 43—DAILY

Reclining Seat Coach... Chicago to Los Angeles.
No sleeping cars or dining car on this train.

★ NO. 7—Challenger—DAILY

Cars from Chicago and Minneapolis-St. Paul run via C. & N. W. to Omaha; thence U. P.
Lounge Car... Chicago to Los Angeles (for sleeping car passengers).
Challenger Sleeping Cars... Chicago to Los Angeles—14 Sections.
(Pullman Tourist) Minneapolis-St. Paul to Los Angeles—14 Sections (No. 201-2-201 to Omaha).

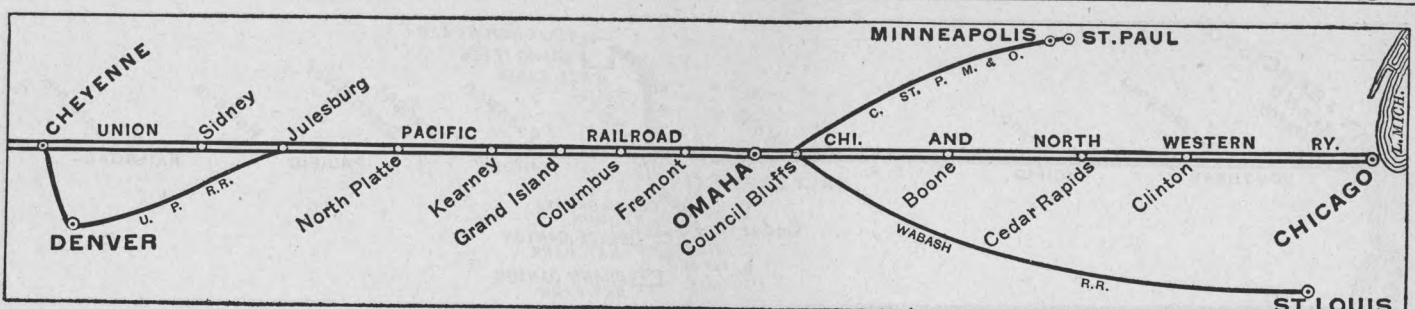
★ 21-37—PACIFIC—PONY EXPRESS—DAILY

21 to Ogden; 37 to Los Angeles. Cars from Chicago run via C. & N. W. east of Omaha.
Club Lounge Car Service... Chicago to Los Angeles.
Standard Sleeping Cars... Chicago to Los Angeles—12 Sections, D.R.
Chicago to Salt Lake—10 Sec., 3 Double Bedrooms.
Omaha to Los Angeles—12 Sections, Drawing-room.
Salt Lake to Los Angeles—10 Sections, 3 Double Bedrooms (No. 30 from Butte).
Las Vegas to Los Angeles—10 Sections, D.R., Compts.
Ogden to Los Angeles—14 Sec. (No. 37 from Kansas City).

Reclining Seat Coaches... Chicago to Los Angeles.
Women-Childrens Coach... Chicago to Los Angeles (reclining seats).
Dining Car... Serving moderately priced meals.
Tourist Sleeping Car... Ogden to Los Angeles (No. 37 from Kansas City).
Reclining Seat Coach... Ogden to Los Angeles (No. 37 from Kansas City).
Dining Car... Meal service.

Footnotes for Page 8

★ Regularly assigned through cars air-conditioned. □ Conditional stop; see Tables 1 and 3.
☐ Runs via Borie Cut-off; not via Cheyenne. ☐ Conditional stop; see Tables 1 and 3.
● Will hold until 10:15 a.m. for Utah No. 32 when through passengers are reported.
♦ Motor Bus connections with main line trains at East Los Angeles.
▲ Motor bus between Lund and Cedar City.



LOS ANGELES to CHICAGO via Omaha

Table A Condensed Schedules		Stream- liner City of Los Ang. 104 Example	Los Angeles Limited 2 Daily Example	Train Number 44 Daily Example	Los Angeles Challenger 8 Daily Example	Pony Express- Pacific 38-22 Daily Example
Lv San Pedro (P.T.)	Ar Long Beach	3.20 MO	8.30 SU		7.10 SU	5.45 SU
Lv Anaheim		3.50 MO	9.00 SU		7.45 SU	6.15 SU
Lv Glendale		3.45 MO	8.50 SU		7.35 SU	6.05 SU
Lv Pasadena		3.30 MO	8.45 SU		7.25 SU	5.55 SU
Lv Los Angeles (P.T.)	Ar East Los Angeles	5.00 MO	10.00 SU	10.00 SU	8.45 SU	7.15 SU
Lv Riverside	Ar San Bernardino	5.20	10.25	10.25	9.10	7.40
Lv San Bernardino	Ar Las Vegas	6.15	11.30	11.50	10.35	9.00
Lv Las Vegas	Ar Caliente (P.T.)	6.40	11.55	12.25	11.10	9.40
Lv Caliente (P.T.)	Ar Lund	11.55 MO	6.00	7.45	6.20 MO	4.45 MO
Lv Lund	Ar Cedar City	2.35 TU	8.50	11.10	9.35	8.00
Lv Cedar City	Ar Omaha	3.40 TU	10.00	12.35	10.50	9.15
Lv Omaha	Ar St. Paul	11.49 SU	2.55 MO	1.02 MO	11.20 MO	
Lv St. Paul	Ar Minneapolis	4.30 MO	5.20 MO	5.20 MO	12.25 MO	
Lv Minneapolis		10.30 SU	10.05 MO	10.05 MO	10.05 MO	
Lv Los Angeles	Ar San Bernardino	11.49 SU	2.55 MO	1.02 MO	11.20 MO	
Lv San Bernardino	Ar Las Vegas	12.30 MO	4.10	2.00	12.20	
Lv Las Vegas	Ar Caliente (P.T.)	8.55 TU	4.25	9.45	6.35	4.45
Lv Caliente (P.T.)	Ar Lund	9.00	4.45	10.25	7.15	5.20
Lv Lund	Ar Cedar City	9.40	5.40	11.25 MO	8.15	6.15
Lv Cedar City	Ar Omaha	9.50	6.10	12.25 TU	8.45	7.15
Lv Omaha	Ar St. Paul	11.22	8.10	2.55	10.55 MO	9.18 MO
Lv St. Paul	Ar Minneapolis	1.05	10.30	6.00	1.20 TU	12.25 TU
Lv Minneapolis		3.21	1.15	6.22	1.40	12.45
Lv Los Angeles	Ar San Bernardino	5.18	3.50	1.00	7.10	6.10
Lv San Bernardino	Ar Las Vegas	6.33 TU	5.25 MO	2.45 TU	8.45 TU	7.40 TU
Lv Las Vegas	Ar Caliente (P.T.)	9.00 MO		7.45 TU	7.45 TU	
Lv Caliente (P.T.)	Ar Lund	9.00 TU		11.50 TU	11.50 TU	
Lv Lund	Ar Cedar City	2.05 TU		7.45 WE	7.45 WE	
Lv Cedar City	Ar Omaha	6.43 TU	5.50 MO	3.15 TU	9.05 TU	8.05 TU
Lv Omaha	Ar St. Paul	8.10	7.45	5.45	11.10	10.12
Lv St. Paul	Ar Minneapolis	9.53	9.43	8.40	1.30	12.32
Lv Minneapolis		10.55 TU	11.00 MO	9.55 TU	2.39	1.42
Lv Los Angeles	Ar San Bernardino	12.43 WE	1.26	1.45	5.35	4.32
Lv San Bernardino	Ar Las Vegas			3.30	f 6.50	5.48
Lv Las Vegas	Ar Caliente (P.T.)			4.49	f 7.47	6.44
Lv Caliente (P.T.)	Ar Lund	2.50 WE	4.10 TU	6.00 WE	8.45 TU	7.45 TU
Lv Lund	Ar Cedar City					8.20 TU
Lv Cedar City	Ar Omaha					7.55 WE
Lv Omaha	Ar St. Paul	3.00 WE	4.45 TU	7.15 WE	9.15 TU	8.45 TU
Lv St. Paul	Ar Minneapolis	10.45 WE	2.40 TU	7.15 WE	9.20 WE	8.15 WE
Lv Minneapolis						7.35 TH
Lv Los Angeles	Ar San Bernardino					
Lv San Bernardino	Ar Las Vegas					
Lv Las Vegas	Ar Caliente (P.T.)					
Lv Caliente (P.T.)	Ar Lund					
Lv Lund	Ar Cedar City					
Lv Cedar City	Ar Omaha					
Lv Omaha	Ar St. Paul					
Lv St. Paul	Ar Minneapolis					
Lv Minneapolis						

Equipment for Page 9

★ NO. 104—Streamliner CITY OF LOS ANGELES—Extra Fare
Leaves Los Angeles every Monday, Wednesday and Friday. Arrive Chicago via C. & N. W.
Observation Lounge Car... Los Angeles to Chicago—(Barber, valet, Club Car... Los Angeles to Chicago—(bath, radio.)
Standard Sleeping Cars... Los Angeles to Chicago—Drawing-rooms, Compts., Bedrooms, Roomettes, Sections (7 cars).
Reclining Seat Coaches... Los Angeles to Chicago—(all seats reserved).
Cafe Lounge Car... Low cost meals and lounge for coach passengers.
Main Dining Car... Regular meal service.

★ NO. 2—LOS ANGELES LIMITED—DAILY—No Extra Fare

Cars from Chicago and St. Paul-Minneapolis run via C. & N. W. east of Omaha.
Club Lounge Car... Los Angeles to Chicago—(Barber, valet, radio).
Standard Sleeping Cars... Los Angeles to Chicago—2 Drawing-rooms, 4 Compartments, 4 Double Bedrooms.
Los Angeles to Chicago—6 Sections, 6 Roomettes, 4 Double Bedrooms.
Los Angeles to Chicago—12 Sections, D. R.
Los Angeles to New York—6 Sections, 6 Double Bedrooms (N.Y.C. No. 22 east of Chicago).
Los Angeles to New York—6 Sections, 6 Double Bedrooms (P.R.R. No. 78 east of Chicago).
Los Angeles to Washington—12 Sections, D.R. (P.R.R. No. 42 east of Chicago).
Los Angeles to St. Paul-Minneapolis—6 Sections, 6 Roomettes, 4 Double Bedrooms. (C. & N. W. 204-9-204 east of Omaha).
Los Angeles to St. Louis—6 Sections, 6 Roomettes, 4 Double Bedrooms (No. 10 east of Cheyenne).
Los Angeles to Cedar City—10 Sec., D. R., Compts. (No. 301 Lund to Cedar City; summer season only about June 1 to September 25).
Cedar City to Salt Lake City—10 Sec., D. R., Compts. (No. 302 to Lund; summer season only about June 1 to September 25).

Reserved Seat Coaches... Los Angeles to Chicago (1 car—48 reclining seats).
Los Angeles to St. Louis—(No. 10 east of Cheyenne).
Dining Car... Meal service.

★ NO. 44—DAILY

Standard Sleeping Car... Los Angeles to Las Vegas—10 Sec., D. R., Compts.
Reclining Seat Coach... Los Angeles to Omaha.
No dining car on this train.

★ NO. 8—Challenger—DAILY

Cars from Chicago and St. Paul-Minneapolis run via C. & N. W. east of Omaha.
Lounge Car... Los Angeles to Chicago (for sleeping car passengers).
Challenger Sleeping Cars... Los Angeles to Chicago—14 Sections.
(Pullman Tourist) Los Angeles to St. Paul—Minneapolis—14 Sections (No. 202-1-202 from Omaha).

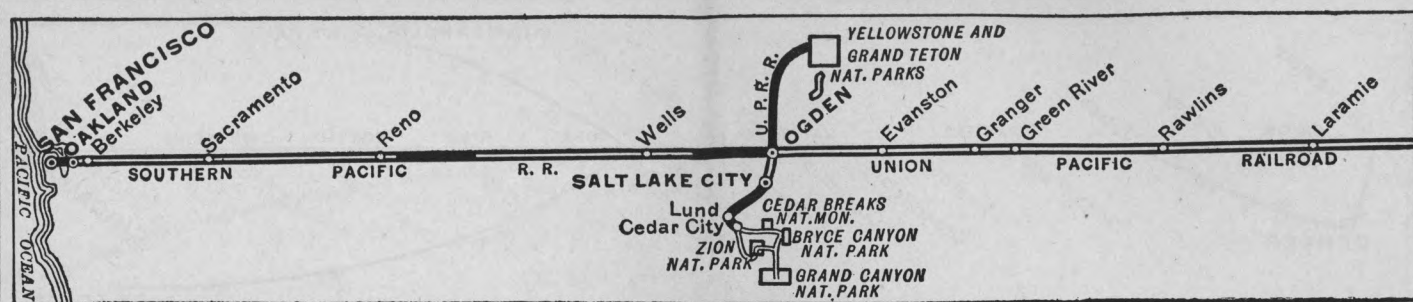
★ NO. 38-22—PONY EXPRESS—PACIFIC—DAILY

38 to Ogden; 22 to Chicago. Cars to Chicago run via C. & N. W. east of Omaha.
Club Lounge Car Service... Los Angeles to Chicago.
Standard Sleeping Cars... Los Angeles to Chicago—12 Sections, D. R.
Los Angeles to Butte—10 Sections, 3 Double Bedrooms (No. 29 north of Salt Lake City).
Salt Lake to Chicago—10 Sec., 3 Double Bedrooms.
Los Angeles to Omaha—12 Sections, Drawing-room.
Los Angeles to Ogden—14 Sec. (No. 38 to Kansas City).

Reclining Seat Coaches... Los Angeles to Chicago.
Women-Childrens Coach... Los Angeles to Chicago (reclining seats).
Dining Car... Serving moderately priced meals.

Footnotes for Page 9

NOTE.—Club and lounge cars on all except Challenger trains are for the exclusive use of standard sleeping car passengers.
★ Regularly assigned through cars air-conditioned. □ Conditional stop; see Tables 1 or 3.
☐ Runs via Borie Cut-off; not via Cheyenne. ☐ Conditional stop; see Tables 1 or 3.
● Will hold until 10:15 a.m. for Utah No. 32 when through passengers are reported.
♦ Motor Bus connections with main line trains at East Los Angeles.
▲ Motor Bus between Lund and Cedar City.



CHICAGO to SAN FRANCISCO via Omaha

Table B Condensed Schedules	Streamliner City of San Francisco 101 @ Example	San Francisco Overland 27 Daily Example	San Francisco Challenger 23 Daily Example	Pacific 21 Daily Example
Lv New York (E.T.) N.Y.C.		5.10 SAT		
Ar Chicago (C.T.)		9.55 SUN		
Lv New York (E.T.) Penn.R.R.		6.45 SAT		
Ar Chicago (C.T.)		10.45 SUN		
Lv Washington (E.T.) B & O				11.45 SAT
Ar Chicago (C.T.)				3.30 SUN
Lv Wash'gton (E.T.) Penn.R.R.				11.35 SAT
Ar Chicago (C.T.)				3.40 SUN
C. & N. W.				
Lv Chicago (C.T.)	7.30 TUE	3.00 SUN	10.00 SUN	8.15 SUN
Lv Clinton	9.42 "	5.25 "	1.05 MON	10.50 "
Lv Cedar Rapids	10.56 "	6.45 "	2.45 "	12.30 MON
Ar Council Bluffs		12.10 MON	10.00 "	7.45 "
Ar Omaha	3.15 WED	12.35 MON	10.30 MON	8.15 MON
C. & N. W.				
Lv Minneapolis		8.40 SUN	(201-2-201) 8.45 SUN	(201-2-201) 8.15 SUN
Lv St. Paul		9.20 "	9.25 SUN	9.25 SUN
Lv Sioux City		5.35 "	5.05 MON	5.05 MON
Ar Omaha		8.20 SUN	7.50 MON	7.50 MON
Lv St. Louis (Wab.)			7.50 SUN	7.50 SUN
Ar Omaha			8.20 MON	8.20 MON
Union Pacific				
Lv Omaha (C.T.)	3.25 WED	1.00 MON	11.00 MON	8.45 MON
Ar Fremont		1.00 "	11.49 "	9.15 "
Ar Columbus		1.00 "	12.43 "	10.00 "
Ar Grand Island	5.26 "	3.40 "	2.15 "	11.55 "
Ar Kearney		1.00 "	3.10 "	12.47 "
Ar North Platte (C.T.)	7.16 "	5.58 "	5.10 "	2.40 "
Lv North Platte (M.T.)	6.17 "	5.08 "	4.20 "	1.50 "
Ar Sidney	8.01 "	7.28 "	7.00 "	4.45 "
Ar Cheyenne	9.45 WED	9.30 MON	9.20 MON	7.10 MON
Lv St. Louis (Wab.) (C.T.)		3.30 SUN	11.30 SUN	11.30 SUN
Lv Kansas City (Un. Pac.)		8.45 SUN	5.20 MON	5.20 MON
Lv Denver (M.T.)		7.25 MON	5.20 MON	5.20 MON
Lv Cheyenne	9.55 WED	10.05 MON	9.40 MON	7.30 MON
Ar Laramie	11.17 "	11.50 "	11.30 MON	9.20 MON
Ar Rawlins	1.04 "	2.10 "	2.15 TUE	12.01 TUE
Ar Rock Springs		1.00 "	4.50 "	2.35 "
Ar Green River	3.14 "	4.45 "	5.15 "	2.50 "
Lv Green River	3.19 "	5.05 "	5.30 "	3.30 "
Ar Evanston	5.03 "	7.20 "	7.45 "	5.48 "
Ar Ogden (M.T.)	6.35 WED	9.05 MON	9.30 TUE	7.40 TUE
Lv Salt Lake City (M.T.)		8.00 MON	7.20 TUE	7.20 TUE
Southern Pacific				
Lv Ogden (P.T.)	5.45 WED	8.30 MON	9.15 TUE	7.40 TUE
Ar Reno	2.30 THU	7.35 TUE	10.50 TUE	9.10 TUE
Ar Truckee		8.33 "	12.01 WED	10.20 WED
Ar Sacramento	6.55 "	12.35 "	5.05 "	3.45 WED
Lv Sacramento	7.00 "	12.40 "	5.25 "	4.10 "
Ar Berkeley	8.25 "	2.30 "	7.41 "	6.45 "
Ar Oakland (16th St.)	8.34 "	2.42 "	7.57 "	7.05 "
Ar Oakland Pier	8.40 "	2.50 "	8.05 "	7.15 "
Ar San Francisco (P.T.)	9.15 THU	3.20 TUE	8.50 WED	7.50 WED

Equipment for Page 10
 * NO. 101—Streamliner CITY OF SAN FRANCISCO—Extra Fare
 Leaves Chicago via C. & N. W. Tuesday, Thursday and Saturday of each week. Arrives San Francisco via Southern Pacific.

Observation Lounge Car... Chicago to San Francisco—(Barber, valet, }
 Club Car... Chicago to San Francisco—(bath, radio, }
 Standard Sleeping Cars... Chicago to San Francisco—Drawing-rooms, Compts.,
 Bedrooms, Roomettes, Sections (10 cars).
 Reclining Seat Coaches... Chicago to San Francisco—(all seats reserved).
 Coffee Shop Dining Car... Low cost meals for coach passengers.
 Main Dining Car... Regular meal service.

* NO. 27—SAN FRANCISCO OVERLAND—DAILY
 Pullmans and reserved seat coaches, no extra fare, Chicago to San Francisco.
 Cars from Chicago run via C. & N. W. to Omaha; U. P. to Ogden; S. P. to San Francisco.

Club Lounge Car... Chicago to San Francisco (barber, valet, radio).
 Standard Sleeping Cars... New York to San Francisco—10 Sections, Drawing
 room, Compartments (P.R.R. No. 71 to Chicago).
 New York to San Francisco—8 Sec., Drawing-room,
 Compartments (N.Y.C. No. 63 to Chicago).
 Chicago to San Francisco—2 Drawing-rooms, 4 Com-
 partments, 4 Double Bedrooms.
 Chicago to San Francisco—6 Sections, 6 Roomettes,
 4 Double Bedrooms (2 cars).
 Cheyenne to San Francisco—6 Sections, 6 Roomettes,
 4 Double Bedrooms (Wab.—U. P. 9 from St. Louis).
 Reclining Seat Coaches... Chicago to San Francisco (3 cars—48 seats each—all
 reserved).
 Main Dining Car... Regular meal service.
 Coffee Shop Dining Car... Low cost meals for coach passengers.

* NO. 23—Challenger—DAILY
 All Coach and Challenger (tourist) Sleeping Car Train. Free Porter Service.
 Cars from Chicago run via C. & N. W. to Omaha; U. P. to Ogden; S. P. to San Francisco.

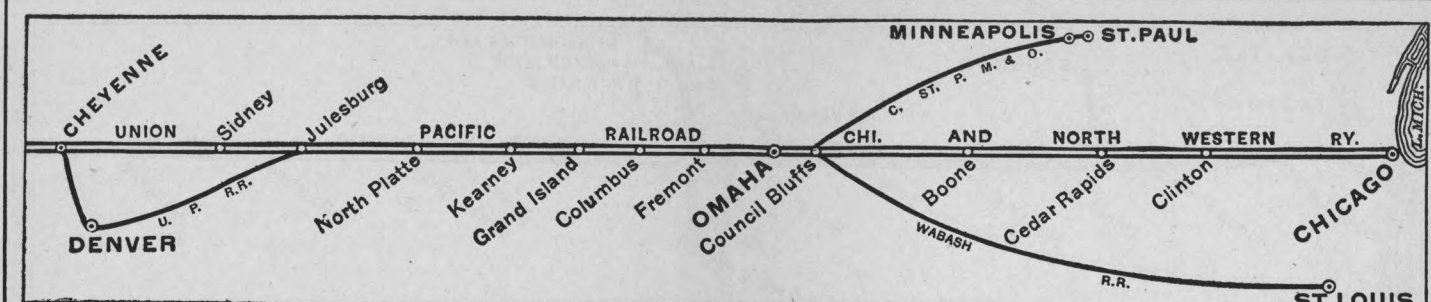
Lounge Car... Chicago to San Francisco (for sleeping car passengers).
 Challenger Sleeping Cars... Chicago to San Francisco—16 Sections.
 St. Louis via Omaha to San Francisco—16 Sections
 (Wab. 11 to Omaha).
 Reclining Seat Coaches... Chicago to San Francisco.
 Women-Childrens Coach... Chicago to San Francisco (reclining seats).
 Dining Car... Serving moderately priced meals.

* NO. 21—PACIFIC—DAILY
 Cars from Chicago run via C. & N. W. to Omaha; U. P. to Ogden; S. P. to San Francisco.

Club Lounge Car... Chicago to San Francisco.
 Observation Sleeping Car... Salt Lake to San Francisco—10 Sections (No. 47 to
 Ogden).
 Standard Sleeping Cars... Washington, D. C. to San Francisco—12 Sections,
 D. R. (P.R.R. No. 51-79 to Chicago).
 Washington, D. C. to San Francisco—12 Sections,
 D. R. (B & O No. 7 to Chicago).
 Chicago to San Francisco—12 Sections, D. R. (2 cars)
 Salt Lake City to San Francisco—10 Sections, D. R.,
 Compts. (No. 47 to Ogden).
 Dining Car... Meal service.

Footnotes for Page 10

NOTE.—Club and lounge cars on all except Challenger trains are for the exclusive use of standard sleeping car passengers.
 * Regularly assigned through cars air-conditioned.
 @ Departs from Chicago every Tuesday, Thursday and Saturday.
 □ Runs via Borie Cut-off; not via Cheyenne.
 □ Conditional stop; see Table 1. (f) Stops only on signal.
 (E.T.) Eastern time. (C.T.) Central time. (M.T.) Mountain time. (P.T.) Pacific time.
 Time from 12:01 midnight to 12:00 noon shown in light face type.
 Time from 12.01 noon to 12.00 midnight shown in heavy face type.



SAN FRANCISCO to CHICAGO via Omaha

Table B Condensed Schedules	Streamliner City of San Francisco 102 Example	San Francisco Overland 28 Daily Example	San Francisco Challenger 24 Daily Example	Pacific 22 Daily Example
Southern Pacific				
Lv San Francisco (P.T.)	5.00 TUE	11.00 SUN	7.30 SUN	7.00 SUN
Ar Oakland Pier	5.30 "	11.30 "	8.05 "	7.35 "
Ar Oakland (16th St.)	5.37 "	11.38 "	8.14 "	7.44 "
Ar Berkeley	5.46 "	11.47 "	8.24 "	7.54 "
Ar Sacramento	7.10 "	1.35 "	10.50 "	10.20 "
Lv Sacramento	7.15 "	1.40 "	11.15 SUN	10.40 SUN
Ar Truckee	5.49 "	5.49 "	f 4.14 MON	3.28 MON
Ar Reno	11.45 TUE	6.50 SUN	5.33 "	4.45 "
Ar Ogden (P.T.)	8.40 WED	5.50 MON	5.45 MON	5.15 MON
Union Pacific				
Lv Salt Lake City (M.T.)		8.00 MON	8.00 MON	8.00 MON
Lv Ogden (M.T.)	9.50 WED	7.20 MON	7.30 MON	7.15 MON
Ar Evanston	11.22 "	9.20 "	9.33 "	9.18 "
Ar Green River	1.00 "	11.20 "	11.40 "	11.30 "
Lv Green River	1.05 "	11.40 "	11.55 MON	12.25 TUE
Ar Rock Springs		1.00 "	12.20 TUE	12.45 "
Ar Rawlins	3.21 "	2.25 "	3.15 "	3.30 "
Ar Laramie	5.18 "	4.55 "	5.55 "	6.10 "
Ar Cheyenne	6.33 WED	6.25 MON	7.35 TUE	7.40 TUE
Ar Denver		9.00 MON	7.45 TUE	7.45 TUE
Ar Kansas City (C.T.)		9.00 TUE	11.50 TUE	11.50 TUE
Ar St. Louis (Wab.)		2.05 TUE	7.45 WED	7.45 WED
Lv Cheyenne	6.43 WED	6.45 MON	7.55 TUE	8.05 TUE
Ar Sidney	8.10 "	8.35 "	10.00 "	10.12 "
Ar North Platte (M.T.)	9.53 "	10.35 "	12.20 "	12.32 "
Lv North Platte (C.T.)	10.55 WED	11.45 MON	1.30 "	1.42 "
Ar Kearney		1.45 TUE	f 3.15 "	3.27 "
Ar Grand Island	12.43 THU	2.05 "	4.20 "	4.32 "
Ar Columbus		1.00 "	f 5.35 "	5.48 "
Ar Fremont		1.00 "	f 6.27 "	6.44 "
Ar Omaha	2.50 THU	4.50 TUE	7.25 TUE	7.45 TUE
C. & N. W.				
Lv Omaha	3.00 THU	5.10 TUE	7.50 TUE	8.45 TUE
Lv Council Bluffs		5.20 "	8.05 "	9.00 "
Ar Cedar Rapids	7.05 "	10.15 "	1.40 WED	2.40 WED
Ar Clinton	8.25 "	11.50 "	3.35 "	4.35 "
Ar Chicago (C.T.)	10.45 THU	2.50 TUE	7.30 WED	8.15 WED
Lv Omaha (Wab.)			8.20 TUE	8.20 TUE
Ar St. Louis			7.55 WED	7.55 WED
C. & N. W.				
Lv Omaha		(204-9-204) 8.15 TUE	(202-1-202) 9.45 TUE	(202-1-202) 9.45 TUE
Ar Sioux City		11.25 "	12.45 WED	12.45 WED
Ar St. Paul		6.55 "	7.45 "	7.45 "
Ar Minneapolis (C.T.)		7.25 TUE	8.20 WED	8.20 WED
Lv Chicago (C.T.) N.Y.C.		6.00 TUE		
Ar New York (E.T.)		11.59 WED		
Lv Chicago (C.T.) Penn. R.R.		5.30 TUE		
Ar New York (E.T.)		11.55 WED		
Lv Chicago (C.T.) B. & O.				10.40 WED
Ar Washington (E.T.)				7.20 THU
Lv Chicago (C.T.) Penn. R.R.				11.30 WED
Ar Washington (E.T.)				7.35 THU

Equipment for Page 11
 * NO. 102—Streamliner CITY OF SAN FRANCISCO—Extra Fare
 Leaves San Francisco via S. P. every Tuesday, Thursday and Saturday of each week. Arrive Chicago via C. & N. W. Ry.

Observation Lounge Car... San Francisco to Chicago—(Barber, valet, }
 Club Car... San Francisco to Chicago—(bath, radio, }
 Standard Sleeping Cars... San Francisco to Chicago—Drawing rooms, Compts.,
 Bedrooms, Roomettes, Sections (10 cars).
 Reclining Seat Coaches... San Francisco to Chicago—(all seats reserved).
 Coffee Shop Dining Car... Low cost meals for coach passengers.
 Main Dining Car... Regular meal service.

* NO. 28—SAN FRANCISCO OVERLAND—DAILY
 Pullman and reserved seat coaches, no extra fare, San Francisco to Chicago.
 Runs via S. P. to Ogden, and via C. & N. W. east of Omaha.

Club Lounge Car... San Francisco to Chicago (Barber, valet, radio).
 Standard Sleeping Cars... San Francisco to New York—10 Sections, Drawing
 room, Compartments (P.R.R. No. 178 east of Chicago).
 San Francisco to New York—8 Sections, D. R., Com-
 partments (N.Y.C. No. 22 east of Chicago).
 San Francisco to Chicago—2 Drawing-rooms, 4 Com-
 partments, 4 Double Bedrooms.
 San Francisco to Chicago—6 Sections, 6 Roomettes,
 4 Double Bedrooms (2 cars).
 San Francisco to St. Louis—6 Sections, 6 Roomettes, 4
 Double Bedrooms (U.P.—Wab. 10 east of Cheyenne).
 Reclining Seat Coaches... San Francisco to Chicago (3 cars—48 seats each—all
 reserved).
 Main Dining Car... Regular meal service.
 Coffee Shop Dining Car... Low cost meals for coach passengers.

* NO. 24—Challenger—DAILY
 All Coach and Challenger (tourist) Sleeping Car Train. Free Porter Service.
 Runs via S. P. to Ogden, and via C. & N. W. east of Omaha.

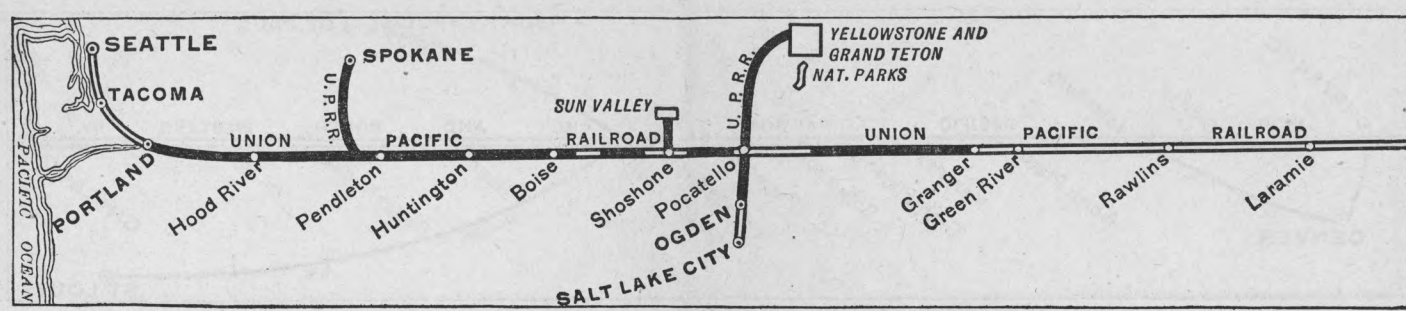
Lounge Car... San Francisco to Chicago (for sleeping car passengers).
 Challenger Sleeping Cars... San Francisco to Chicago—16 Sections.
 (Pullman Tourist) San Francisco to St. Louis via Omaha—16 Sections
 (Wab. 14 to St. Louis).
 Reclining Seat Coaches... San Francisco to Chicago.
 Women-Childrens Coach... San Francisco to Chicago (reclining seats)
 Dining Car... Serving moderately priced meals.

* NO. 22—PACIFIC—DAILY
 Runs via S. P. to Ogden, U. P. to Omaha and via C. & N. W. east of Omaha.

Club Lounge Car... San Francisco to Chicago.
 Observation Sleeping Car... San Francisco to Salt Lake City—10 Sections (No.
 48 south of Ogden).
 Standard Sleeping Cars... San Francisco to Washington, D. C.—12 Sections,
 D. R. (P.R.R. No. 22-50 east of Chicago).
 San Francisco to Washington, D. C.—12 Sections,
 D. R. (B. & O. No. 10-18 east of Chicago).
 San Francisco to Chicago—12 Sections, D. R. (2 cars).
 San Francisco to Salt Lake City—10 Sections, D. R.,
 Compts. (No. 48 south of Ogden).
 Dining Car... Meal service.

Footnotes for Page 11

NOTE.—Club and lounge cars on all except Challenger trains are for the exclusive use of standard sleeping car passengers.
 * Regularly assigned through cars air-conditioned. (f) Stops only on signal.
 (E.T.) Eastern Time (C.T.) Central Time (M.T.) Mountain Time (P.T.) Pacific Time.
 Time from 12:01 midnight to 12:00 noon shown in light face type.
 Time from 12.01 noon to 12.00 midnight shown in heavy face type.
 @ Departs from San Francisco every Tuesday, Thursday and Saturday.
 □ Runs via Borie cut-off; not via Cheyenne. □ Conditional stop; see Table 2.



CHICAGO to PORTLAND and SEATTLE via Omaha

Table C Condensed Schedules All Trains Daily	Streamliner City of Portland 105 Daily Example	Los Angeles Limited- Idahoan 1-11 Daily Example	Pacific- Portland Rose 21-17 Daily Example
C. & N. W.			
Lv Chicago	4.00 SUN	2.00 SUN	8.15 SUN
Ar Omaha (C.T.)	12.40 MON	11.55 SUN	8.15 MON
Lv St. Louis (Wab.)			7.50 SUN
Ar Omaha			8.20 MON
Union Pacific			
Lv Omaha (C.T.)	12.50 MON	12.20 MON	8.45 MON
" Fremont			
" Columbus			
" Grand Island	2.54 "	3.00 "	11.55 "
" Kearney			12.47 "
Ar North Platte (C.T.)	4.42 "	5.25 "	2.40 "
Lv North Platte (M.T.)	3.45 "	4.35 "	1.50 "
" Sidney	5.28 "	7.05 "	4.45 "
Ar Cheyenne	7.10 MON	9.20 MON	7.10 MON
St. Louis (Wab.) (C.T.)			
Lv Kansas City (Un. Pac.)		3.30 SUN	11.30 SUN
Lv Denver (M.T.)		8.45 SUN	5.05 MON
		7.25 MON	
Cheyenne			
Lv Cheyenne	7.20 MON	10.00 MON	7.30 MON
" Laramie	8.45 "	11.40 "	9.20 "
" Rawlins	10.35 "	2.00 "	12.01 TUE
" Rock Springs			2.35 "
" Green River	12.50 "	5.25 "	3.15 "
" Kemmerer	f 2.01 "	6.55 "	4.52 "
" Montpelier	3.20 "	8.35 "	6.45 "
Ar Pocatello	5.05 MON	10.40 MON	9.05 TUE
West Yellowstone			
Ar West Yellowstone		7.30 TUE	(Summer Season Only)
Lv West Yellowstone	(Summer Season Only)	7.30 MON	
Pocatello			
Lv Pocatello	5.15 MON	11.05 MON	9.35 TUE
" Minidoka	f 6.17 "	12.18 TUE	10.55 "
Ar Shoshone	7.05 MON	1.17 TUE	11.55 TUE
Shoshone			
Lv Shoshone	f 7.20 MON	f 2.20 TUE	f 11.59 TUE
Ar Sun Valley (Ketchum)	f 9.20 MON	f 4.20 TUE	f 2.00 TUE
Sun Valley (Ketchum)			
Lv Sun Valley (Ketchum)	f 4.45 MON	f 11.00 MON	f 9.45 TUE
Ar Shoshone	f 6.45 MON	f 1.00 TUE	f 11.30 TUE
Shoshone			
Lv Shoshone	7.05 MON	1.17 TUE	11.55 TUE
" Glenns Ferry	8.00 "	2.35 "	1.20 "
" Boise	9.25 "	4.25 "	3.30 "
" Nampa	f 9.50 "	5.05 "	4.15 "
Ar Huntington (M.T.)	11.25 "	7.15 "	6.45 "
Lv Huntington (P.T.)	10.40 MON	6.30 "	6.00 "
" Baker	f 12.05 TUE	7.55 "	7.35 "
" La Grande	1.25 "	9.25 "	9.10 TUE
" Pendleton	3.45 "	12.05 "	12.25 WED
" Arlington			2.26 "
" The Dalles	f 6.00 "	3.18 "	4.00 "
" Hood River	f 6.30 "	3.52 "	4.40 "
Ar Portland (P.T.)	8.00 TUE	5.30 TUE	6.30 WED
Portland			
Lv Portland	f 8.30 TUE	11.30 TUE	8.30 WED
Ar Tacoma	f 12.50 "	5.00 WED	12.50 "
Ar Seattle (P.T.)	f 2.15 TUE	6.45 WED	2.15 WED

Equipment for Page 12

★ NO. 105—Streamliner CITY OF PORTLAND—DAILY

Cars from Chicago run via C. & N. W. to Omaha; thence U. P.
 Club Lounge Car... Chicago to Portland (Barber, valet, bath, radio).
 Standard Sleeping Cars... Chicago to Portland—2 Drawing Rooms, 4 Compartments, 4 Double Bedrooms.
 Chicago to Portland—6 Sections, 6 Roomettes, 4 Double Bedrooms (3 cars).
 Reclining Seat Coaches... Chicago to Portland—All seats reserved.
 Coffee Shop Dining Car... Low cost meals for coach passengers.
 Main Dining Car... Chicago to Portland—Complete meal service.

★ NO. 1-11—LOS ANGELES LIMITED—IDAHOAN—DAILY

No. 1 to Green River; No. 11 to Portland.
 Cars from Chicago run via C. & N. W. to Omaha; thence U. P.
 Club Lounge Car Service... Chicago to Portland.
 Standard Sleeping Cars... Chicago to Green River—Drawing-rooms, Compartments, Bedrooms, Roomettes, Sections (for Los Angeles).
 Chicago to West Yellowstone—10 Sections, D. R., Compts. (No. 35 beyond Pocatello—summer season only, about June 20 to September 10).
 Cheyenne to Portland—10 Sections, D. R., Compt. (No. 9 from St. Louis).
 Pocatello to Portland—8 Sections, 1 D. R., 2 Compts. (No. 31 from Salt Lake City).
 Pocatello to Boise—10 Sections, D. R., Compt. (No. 31 from Salt Lake City).
 Reclining Seat Coaches... Chicago to Green River (No. 1 to Los Angeles—48 seats—all reserved).
 Cheyenne to Portland (No. 9 from St. Louis—48 seats—all reserved).
 Pocatello to Portland—(No. 31 from Salt Lake City—48 seats—not reserved).
 Dining Car... Meal service.

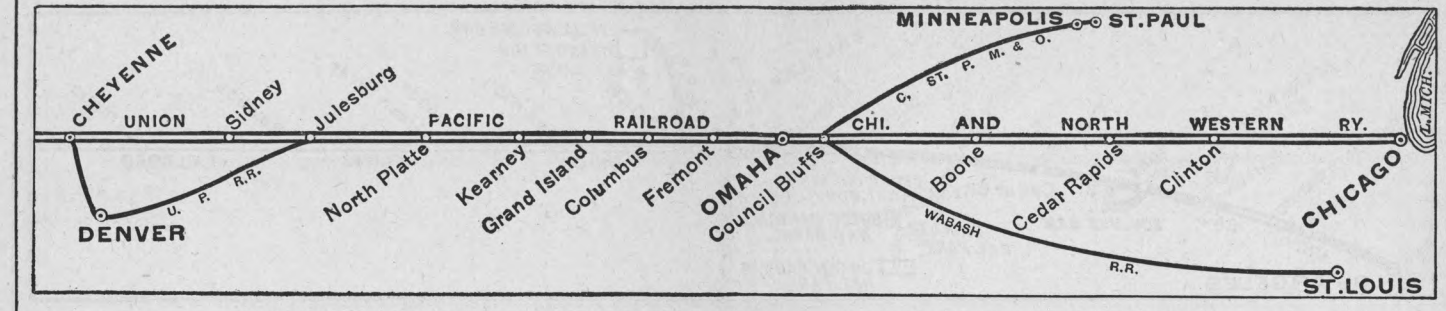
★ NO. 21-17—PACIFIC—PORTLAND ROSE—DAILY

No. 21 to Green River; No. 17 to Portland
 Cars from Chicago run via C. & N. W. to Omaha; thence U. P.
 Club Lounge Car Service... Chicago to Portland.
 Observation Sleeping Car... Green River to Portland—10 Sections (No. 17 from Denver).
 Standard Sleeping Cars... Chicago to Portland—12 Sections, D. R. Pocatello to Spokane—12 Sections, D. R. (No. 33 from Salt Lake City; No. 66 north of Pendleton).
 Green River to Portland—10 Sections, 3 Double Bedrooms (No. 17 from Denver).
 Reclining Seat Coaches... Chicago to Portland.
 Green River to Portland (No. 37-17 from Kansas City).
 Green River to Spokane (No. 17 from Denver. No. 66 north of Pendleton).
 Dining Car... Meal service.

Footnotes for Page 12

NOTE.—Club and lounge cars on all except Challenger trains are for the exclusive use of standard sleeping car passengers.
 ♦ Motor bus. This service is provided passengers arriving or departing Shoshone and holding through rail tickets to and from Ketchum and room reservations at Sun Valley.
 ■ West Yellowstone, Montana, is gateway to Yellowstone National Park, Summer Season is about June 20 to September 10. □ Runs via Borie Cut-off; not via Cheyenne.

★ Regularly assigned through cars air-conditioned. (f) Stops only on signal.
 □ Conditional stop; see Table 1. * Regular Daily train No. 457.
 (C.T.) Central time. (M.T.) Mountain time. (P.T.) Pacific time.
 Time from 12.01 midnight to 12.00 noon shown in light face type.
 Time from 12.01 noon to 12.00 midnight shown in heavy face type.



SEATTLE and PORTLAND to CHICAGO via Omaha

Table C Condensed Schedules All Trains Daily	Streamliner City of Portland 106 Daily Example	Idahoan- Los Angeles Limited 12-2 Daily Example	Portland Rose- Pacific 18-22 Daily Example
Union Pacific			
Lv Seattle (P.T.)	f 12.01 SUN	11.30 SAT	3.50 SUN
Ar Tacoma	f 12.57 "	1.00 SUN	5.05 "
Ar Portland	f 4.35 SUN	6.45 SUN	8.50 SUN
Portland			
Lv Portland	5.30 SUN	8.10 SUN	9.10 SUN
" Hood River	f 6.50 "	9.40 "	10.38 "
" The Dalles	f 7.20 "	10.20 "	11.15 SUN
" Arlington		11.30 "	12.14 MON
" Pendleton	9.35 SUN	1.30 "	2.15 "
" La Grande	12.05 MON	4.10 "	5.00 "
" Baker	f 1.20 "	5.33 "	6.26 "
Ar Huntington (P.T.)	2.50 "	7.10 "	7.55 "
Lv Huntington (M.T.)	4.05 "	8.20 "	9.05 "
" Nampa	f 5.35 "	10.35 "	11.20 "
" Boise	6.05 "	11.10 SUN	11.55 "
" Glenns Ferry	7.20 "	1.00 MON	1.50 "
Ar Shoshone	8.20 MON	2.10 MON	3.05 MON
Shoshone			
Lv Shoshone	f 8.40 MON	f 2.20 MON	f 3.20 MON
Ar Sun Valley (Ketchum)	f 10.40 MON	f 4.20 MON	f 5.20 MON
Sun Valley (Ketchum)			
Lv Sun Valley (Ketchum)	f 6.00 MON	f 11.00 SUN	f 1.00 MON
Ar Shoshone	f 8.00 MON	f 1.00 MON	f 3.00 MON
Shoshone			
Lv Shoshone	8.20 MON	2.10 MON	3.05 MON
" Minidoka	f 9.04 "	3.10 "	4.06 "
Ar Pocatello	10.00 MON	4.20 MON	5.20 MON
West Yellowstone			
Ar West Yellowstone	Summer Season Only	7.30 TUE	
West Yellowstone			
Lv West Yellowstone		7.30 SUN	Summer Season Only
Pocatello			
Lv Pocatello	10.10 MON	4.45 MON	5.45 MON
" Montpelier	11.55 "	7.00 "	8.05 "
" Kemmerer	f 1.17 "	8.37 "	9.45 "
" Green River	2.40 "	10.30 "	12.25 TUE
" Rock Springs			12.45 "
" Rawlins	4.56 "	1.15 "	3.30 "
" Laramie	6.53 "	3.50 "	6.10 "
Ar Cheyenne	8.10 MON	5.25 MON	7.40 TUE
Denver			
Ar Denver		9.00 MON	10.45 TUE
Kansas City (C.T.)			
Ar Kansas City (C.T.)		9.00 TUE	
St. Louis (Wab.) (C.T.)			
Ar St. Louis (Wab.) (C.T.)		2.05 TUE	
Cheyenne			
Lv Cheyenne	8.20 MON	5.50 MON	8.05 TUE
" Sidney	9.49 "	7.45 "	10.12 "
Ar North Platte (M.T.)	11.32 MON	9.43 "	12.32 "
Lv North Platte (C.T.)	12.35 TUE	11.00 MON	1.42 "
" Kearney			3.27 "
" Grand Island			4.32 "
" Columbus	2.23 "	1.26 "	5.48 "
" Fremont			6.44 "
Ar Omaha	4.30 TUE	4.10 TUE	7.45 TUE
C. & N. W.			
Lv Omaha (Wab.)	4.40 TUE	4.45 TUE	8.45 TUE
Ar Chicago (C.T.)	1.10 TUE	2.40 TUE	8.15 WED
Omaha (Wab.)			
Lv Omaha (Wab.)			8.20 TUE
Ar St. Louis			7.55 WED

Equipment for Page 13

★ NO. 106—Streamliner CITY OF PORTLAND—DAILY

Cars to Chicago run via C. & N. W. east of Omaha.
 Arrive Chicago via C. & N. W. Ry.
 Club Lounge Car... Portland to Chicago (Barber, valet, bath, radio).
 Standard Sleeping Cars... Portland to Chicago—2 Drawing Rooms, 4 Compartments, 4 Double Bedrooms.
 Portland to Chicago—6 Sections, 6 Roomettes, 4 Double Bedrooms (3 cars).
 Reclining Seat Coaches... Portland to Chicago—All seats reserved.
 Coffee Shop Dining Car... Low cost meals for coach passengers.
 Main Dining Car... Portland to Chicago—Complete meal service.

★ NO. 12-2—IDAHOAN—LOS ANGELES LIMITED—DAILY

No. 12 to Green River; No. 2 to Chicago.
 Cars to Chicago run via C. & N. W. east of Omaha.
 Club Lounge Car Service... Portland to Chicago.
 Standard Sleeping Cars... Portland to Cheyenne—10 Sections, D. R., Compt. (U.P.-Wab. 10 to St. Louis).
 Portland to Salt Lake City—8 Sections, 1 D. R., 2 Compts. (No. 32 south of Pocatello).
 Green River to Chicago—Drawing-rooms, Compartments, Bedrooms, Roomettes, Sections (No. 2 from Los Angeles).
 West Yellowstone to Chicago—10 Sections, D. R., Compts. (No. 36 to Pocatello—summer season only about June 20 to September 10).
 Boise to Salt Lake City—10 Sections, D. R., Compt. (No. 32 south of Pocatello).
 Reclining Seat Coaches... Green River to Chicago (No. 2 from Los Angeles—48 seats—all reserved).
 Portland to Cheyenne (U.P.-Wab. 10 to St. Louis—48 seats—all reserved).
 Portland to Salt Lake City (No. 32 south of Pocatello—48 seats—not reserved).
 Dining Car... Meal service.

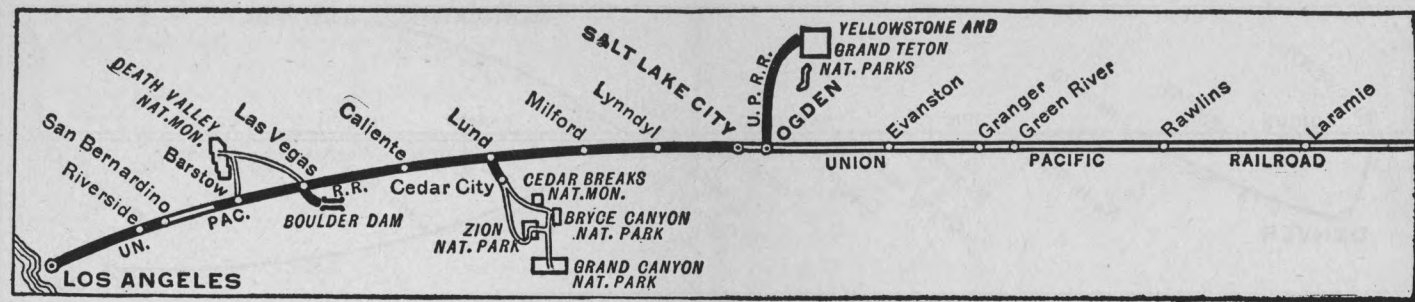
★ NO. 18-22—PORTLAND ROSE—PACIFIC—DAILY

No. 18 to Green River; No. 22 to Chicago.
 Cars to Chicago run via C. & N. W. east of Omaha.
 Club Lounge Car Service... Portland to Chicago.
 Observation Sleeping Car... Portland to Green River—10 Sections (No. 18 to Denver).
 Standard Sleeping Cars... Portland to Chicago—12 Sections, D. R. Pendleton to Salt Lake City—12 Sections, D. R. (No. 65 from Spokane; No. 34 south of Pocatello).
 Portland to Green River—10 Sections, 3 Double Bedrooms (No. 18 to Denver).
 Reclining Seat Coaches... Portland to Chicago.
 Portland to Green River (No. 18-38 to Kansas City).
 Pendleton to Green River (No. 65 from Spokane; No. 18 to Denver).
 Dining Car... Meal Service.

Footnotes for Page 13

NOTE.—Club and lounge cars on all except Challenger trains are for the exclusive use of standard sleeping car passengers.
 ♦ Motor bus. This service is provided passengers arriving or departing Shoshone and holding through rail tickets to and from Ketchum and room reservations at Sun Valley.
 ■ West Yellowstone, Montana, is gateway to Yellowstone National Park, Summer Season is about June 20 to September 10. □ Conditional stop; see Table 2.

* Regular daily train No. 408.
 ★ Regularly assigned through cars air-conditioned. (f) Stops only on signal.
 (C.T.) Central time. (M.T.) Mountain time. (P.T.) Pacific time.
 Time from 12.01 midnight to 12.00 noon shown in light face type.
 Time from 12.01 noon to 12.00 midnight shown in heavy face type.

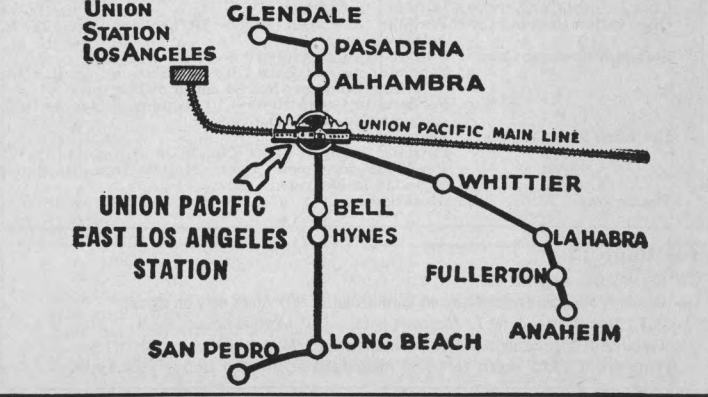


ST. LOUIS and KANSAS CITY to LOS ANGELES via Denver

Table No. D Condensed Schedules All Trains Daily		Streamliner City of St. Louis -L.A. Ltd. 9-1 Example	Pony Express 37 Example
Lv St. Louis (Wab.)-(C.T.)	3.30 SUN	3.30 SUN	
Ar Kansas City	8.25 SUN	8.25 SUN	
Lv Kansas City (Un. Pac.)	8.45 SUN	11.30 SUN	
" Lawrence	9.05 " "	12.25 MON	
" Topeka	9.53 " "	1.05 " "	
" Manhattan	10.42 " "	2.10 " "	
" Junction City	11.10 SUN	3.05 " "	
" Salina	12.01 MON	4.35 " "	
Ar Ellis (C.T.)	2.05 " "	8.05 " "	
Lv Ellis (M.T.)	1.10 " "	7.20 " "	
" Oakley	2.24 " "	9.10 " "	
" Denver	7.05 " "	3.30 " "	
Lv Denver	7.25 " "	5.20 " "	
" La Salle	8.05 " "	6.09 " "	
Ar Cheyenne	9.45 " "	Via Borle	
Lv Cheyenne	10.00 " "	Cut-off	
" Laramie	11.40 " "	9.05 " "	
" Rawlins	2.00 " "	11.45 MON	
" Green River	5.00 " "	2.45 TUE	
" Evanston	7.10 " "	5.00 " "	
Ar OGDEN	9.00 " "	6.45 " "	
Lv OGDEN	9.30 " "	7.15 " "	
Ar Salt Lake City	10.25 " "	8.10 " "	
Lv Salt Lake City	10.45 MON	9.45 " "	
" Milford	2.40 TUE	2.55 " "	
Ar Lund	3.14 TUE	3.57 TUE	
Ar Cedar City	▲ 4.30 TUE	▲ 5.20 TUE	
Lv Cedar City	▲ 10.30 MON	▲ 2.45 TUE	
Lv Lund	3.14 TUE	3.57 TUE	
Ar Calliente (M.T.)	5.10 " "	6.10 " "	
Lv Calliente (P.T.)	4.20 " "	5.25 " "	
" Las Vegas	7.25 " "	9.05 TUE	
" Barstow	11.15 " "	2.05 WED	
Ar San Bernardino	1.20 " "	4.30 " "	
" Riverside	1.47 " "	5.05 " "	
" East Los Angeles	2.50 " "	6.40 " "	
Ar Los Angeles (P.T.)	3.15 TUE	7.15 WED	
Ar Pasadena	◆ 3.30 TUE	◆ 7.35 WED	
Ar Glendale	◆ 4.00 " "	◆ 8.05 " "	
Ar Anaheim	◆ 4.00 " "	◆ 8.05 " "	
Ar Long Beach	◆ 3.45 " "	◆ 7.50 " "	
Ar San Pedro (P.T.)	◆ 4.15 TUE	◆ 8.25 WED	

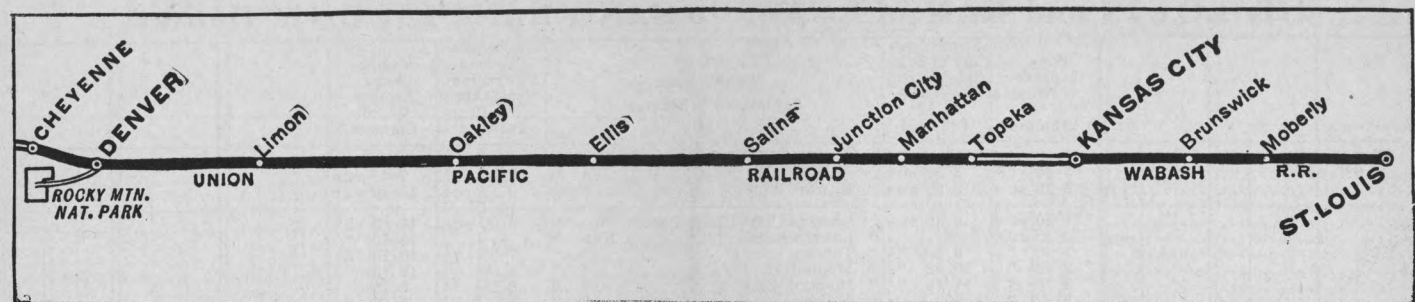
Equipment for Page 14
 ★ NO. 9-1—Streamliner CITY OF ST. LOUIS—LOS ANGELES LIMITED—DAILY
 Wabash 9 to Kansas City; No. 9 to Cheyenne; No. 1 to Los Angeles.
 Club Lounge Car Service... St. Louis to Los Angeles.
 Standard Sleeping Cars... St. Louis to Los Angeles—6 Sections, 6 Roomettes, 4 Double Bedrooms.
 St. Louis to Cheyenne—6 Sections, 6 Roomettes, 4 Double Bedrooms (No. 27 to San Francisco).
 St. Louis to Green River—10 Sections, D. R., Compt. (No. 11 to Portland).
 Kansas City to Denver—6 Sections, 6 Roomettes, 4 Double Bedrooms.
 Reclining Seat Coaches... St. Louis to Los Angeles (48 seats—all reserved).
 St. Louis to Green River—(48 seats—all reserved—No. 11 to Portland).
 St. Louis to Cheyenne (2 cars—96 seats—all reserved).
 Dining Car... Meal service.
 ★ NO. 37—PONY EXPRESS—DAILY
 Club Lounge Car... Denver to Los Angeles.
 Standard Sleeping Cars... Kansas City to Los Angeles—12 Sections, D. R. Denver to Salt Lake City—6 Sections, 6 Roomettes, 4 Double Bedrooms.
 Ogden to Los Angeles—12 Sections, 1 Drawing-room (No. 21 from Omaha).
 Salt Lake City to Los Angeles—10 Sec., 3 Double Bedrooms (No. 30 from Butte).
 Ogden to Los Angeles—12 Sections, D. R. (No. 21 from Chicago).
 Las Vegas to Los Angeles—10 Sections, D. R., Compts. Kansas City to Ogden—16 Sections (S. P. 21 to San Francisco).
 Tourist Sleeping Cars... Kansas City to Los Angeles—14 Sections. Kansas City to Los Angeles.
 Reclining Seat Coaches... Kansas City to Los Angeles.
 Dining Car... Meal service.

Footnotes for Page 14
 NOTE.—Club and lounge cars on all except Challenger trains are for the exclusive use of standard sleeping car passengers.
 ★ Regularly assigned through cars air-conditioned. (f) Stops only on signal.
 ▲ Motor bus between Lund and Cedar City. □ Conditional stop; see Table 24.
 ◆ Motor bus connections with main line trains at East Los Angeles.
 (C.T.) Central time, (M.T.) Mountain time, (P.T.) Pacific time.
 Time from 12.01 midnight to 12.00 noon shown in light face type.
 Time from 12.01 noon to 12.00 midnight shown in heavy face type.



Union Pacific Motor Coach Service TO AND FROM EAST LOS ANGELES, CALIF.

- The Union Pacific maintains a passenger station at East Los Angeles, from which it operates motor coaches direct to Glendale, Pasadena, Alhambra, San Pedro, Long Beach, Anaheim, Fullerton, La Habra, Whittier and intermediate points. See Tables 7, 8 and 9 for local schedules of all motor coaches.
- Passengers ticketed for those places may leave train at East Los Angeles where waiting motor coaches will take them direct to destination without extra charge. Baggage too, can be checked through to any of those places. These motor coaches also deliver east-bound passengers to the East Los Angeles station.



LOS ANGELES to KANSAS CITY and ST. LOUIS via Denver

Table No. D Condensed Schedules. All Trains Daily.		L. A. Ltd.- Streamliner City of St. L. 2-10 Example	Pony Express 38 Example
Lv San Pedro (P. T.)	◆ 8.30 SUN	◆ 5.45 SUN	
Lv Long Beach	◆ 9.00 " "	◆ 6.15 " "	
Lv Anaheim	◆ 8.50 " "	◆ 6.05 " "	
Lv Glendale	◆ 8.45 " "	◆ 5.55 " "	
Lv Pasadena	◆ 9.20 SUN	◆ 6.35 SUN	
Lv Los Angeles	10.00 SUN	7.15 SUN	
" East Los Angeles	10.25 " "	7.40 " "	
" Riverside	11.30 " "	9.00 " "	
" San Bernardino	11.55 " "	9.40 " "	
" Barstow	1.55 " "	11.50 SUN	
" Las Vegas	6.00 " "	4.45 MON	
Ar Calliente (P. T.)	8.50 " "	8.00 " "	
Lv Calliente (M. T.)	10.00 " "	9.15 " "	
Ar Lund	11.49 SUN	11.20 MON	
Ar Cedar City	▲ 4.30 MON	▲ 12.25 MON	
Lv Cedar City	▲ 10.30 SUN	▲ 10.05 MON	
Lv Lund	11.49 SUN	11.20 MON	
" Milford	12.30 MON	12.20 " "	
Ar Salt Lake City	4.25 " "	4.45 " "	
Lv Salt Lake City	4.45 " "	5.20 " "	
Ar Ogden	5.40 " "	6.15 " "	
Lv Ogden	6.10 " "	6.40 " "	
" Evanston	8.10 " "	8.40 " "	
" Green River	10.30 " "	10.50 MON	
" Rawlins	1.15 " "	1.33 TUE	
" Laramie	5.25 " "	4.00 " "	
Ar Cheyenne	6.50 " "	Runs Via Borle	
Lv Cheyenne	9.00 " "	7.45 TUE	
" La Salle	9.15 MON	8.50 " "	
Ar Denver	1.21 TUE	1.53 " "	
Lv Denver	2.40 " "	3.35 " "	
" Oakley	3.45 " "	4.35 " "	
Ar Ellis (M. T.)	5.36 " "	7.20 " "	
Lv Ellis (C. T.)	6.35 " "	8.35 " "	
" Salina	7.00 " "	9.10 " "	
" Junction City	7.53 " "	10.20 " "	
" Manhattan	8.00 " "	10.50 " "	
" Topeka	9.00 TUE	11.50 TUE	
Ar Lawrence	9.15 TUE	12.10 WED	
Ar Kansas City	2.05 TUE	7.45 WED	
Lv Kansas City (Wabash)			
Ar St. Louis (C. T.)			

Equipment for Page 15
 NO. 2-10—LOS ANGELES LIMITED—Streamliner—CITY OF ST. LOUIS—DAILY
 No. 2 to Cheyenne; No. 10 to Kansas City; Wabash 10 to St. Louis
 Club Lounge Car Service... Los Angeles to St. Louis.
 Standard Sleeping Cars... Los Angeles to St. Louis—6 Sections, 6 Roomettes, 4 Double Bedrooms.
 Denver to Kansas City—6 Sections, 6 Roomettes, 4 Double Bedrooms.
 Green River to St. Louis—10 Sections, D. R., Compt. (No. 12 from Portland).
 Cheyenne to St. Louis—6 Sections, 6 Roomettes, 4 Double Bedrooms (No. 28 from San Francisco).
 Reclining Seat Coaches... Los Angeles to St. Louis (48 seats—all reserved).
 Green River to St. Louis (48 seats—all reserved—No. 12 from Portland).
 Cheyenne to St. Louis (2 cars—96 seats—all reserved).
 Dining Car... Meal service.
 ★ NO. 38—PONY EXPRESS—DAILY
 Club Lounge Car... Los Angeles to Denver.
 Standard Sleeping Cars... Los Angeles to Kansas City—12 Sections, D. R. Los Angeles to Ogden—12 Sec., D. R. (22 to Chicago).
 Los Angeles to Butte—10 Sec., 3 Double Bedrooms (No. 29 north of Salt Lake City).
 Los Angeles to Ogden—12 Sections, 1 Drawing-room (No. 22 to Omaha).
 Salt Lake City to Denver—6 Sections, 6 Roomettes, 4 Double Bedrooms.
 Ogden to Denver—12 Sections, D. R. (S.P. 22 from San Francisco).
 Tourist Sleeping Cars... Los Angeles to Kansas City—14 Sections. Ogden to Kansas City—16 Sections (S.P. 22 from San Francisco).
 Reclining Seat Coaches... Los Angeles to Kansas City. Ogden to Kansas City (S.P. 22 from San Francisco).
 Dining Car... Meal service.

Footnotes for Page 15
 NOTE.—Club and lounge cars on all except Challenger trains are for the exclusive use of standard sleeping car passengers.
 ★ Regularly assigned through cars air-conditioned.
 □ Conditional stop; see Table 24.
 ◆ Motor Bus connections with main line trains at East Los Angeles.
 (f) Stops only on signal. ▲ Motor bus between Lund and Cedar City.
 (C.T.) Central time. (M.T.) Mountain time. (P.T.) Pacific time.

ADVANTAGES OF COAST-TO-COAST SLEEPING CAR SERVICE

- The schedules shown in Tables A and B on pages 8 to 11 of this folder provide a completely new service for the coast-to-coast traveler, at No Extra Fare.
- This service eliminates the necessity of changing trains or transferring from one station to another in Chicago.
- It gives the traveler a choice of three fine routes between the Atlantic Coast and Chicago, and the service of the famous Overland Route between Chicago and California.

For Dependable Transportation—Be Specific. Say "UNION PACIFIC"

ST. LOUIS and KANSAS CITY to SAN FRANCISCO via Denver

Table E: Condensed Schedules All Trains Daily. Includes columns for Pony Express-Pacific, Streamliner City of St. L., San Francisco Overland-Streamliner, and Pacific-Pony Express. Lists routes to St. Louis, Kansas City, and various points in the West.

Equipment for Page 16

★ NO. 9-27—STREAMLINER—CITY OF ST. LOUIS—SAN FRANCISCO OVERLAND—DAILY

Wabash 9 to Kansas City; 9 to Cheyenne; 27 to Ogden; S. P. 27 to San Francisco. Club Lounge Car Service. .St. Louis to San Francisco. Standard Sleeping Cars. .St. Louis to San Francisco—6 Sections, 6 Roomettes, 4 Double Bedrooms.

★ NO. 37-21—PONY EXPRESS—PACIFIC—DAILY

No. 37 to Ogden; S. P. No. 21 to San Francisco. Club Lounge Car Service. .Denver to San Francisco. Observation Sleeping Car. .Salt Lake to San Francisco—10 Sections (No. 47 to Ogden).

★ NO. 28-10—SAN FRANCISCO OVERLAND—STREAMLINER CITY OF ST. LOUIS—DAILY

S. P. 28 to Ogden; 28 to Cheyenne; 10 to Kansas City; Wabash 10 to St. Louis. Club Lounge Car Service. .San Francisco to St. Louis. Standard Sleeping Cars. .San Francisco to St. Louis—6 Sections, 6 Roomettes, 4 Double Bedrooms.

★ NO. 22-38—PACIFIC—PONY EXPRESS—DAILY

S. P. No. 22 to Ogden; No. 38 to Kansas City. Club Lounge Car Service. .San Francisco to Denver. Observation Sleeping Car. .San Francisco to Salt Lake City—10 Sections (No. 48 south of Ogden).

Footnotes for Page 16

NOTE.—Club and lounge cars on all except Challenger trains are for the exclusive use of standard sleeping car passengers. □ Conditional stop; see Table 20. ★ Regularly assigned through cars air-conditioned.

(C.T.) Central Time. (M.T.) Mountain time. (P.T.) Pacific time. Time from 12.01 midnight to 12.00 noon shown in light face type. Time from 12.01 noon to 12.00 midnight shown in heavy face type.

ST. LOUIS and KANSAS CITY to PORTLAND and SEATTLE via Denver

Table F: Condensed Schedules All Trains Daily. Includes columns for Pony Express-Portland Rose, Streamliner City of St. L.-Idahoan, and Idahoan-Streamliner. Lists routes to St. Louis, Kansas City, and various points in the West, including Portland and Seattle.

Equipment for Page 17

★ NO. 9-1-11—STREAMLINER CITY OF ST. LOUIS—IDAHOAN—DAILY

Wabash 9 to Kansas City; 9 to Cheyenne; 1 to Green River; 11 to Portland. Club Lounge Car. .St. Louis to Portland. Standard Sleeping Cars. .St. Louis to Portland—10 Sections, D. R., Compt. St. Louis to Green River—6 Sections, 6 Roomettes, 4 Double Bedrooms (No. 1 to Los Angeles).

★ NO. 37-17—PONY EXPRESS—PORTLAND ROSE—DAILY

No. 37 to Denver; No. 17 to Portland. Club Lounge Car. .Green River to Portland. Observation Sleeping Car. .Denver to Portland—10 Sections. Standard Sleeping Car. .Kansas City to Denver—12 Sec., D. R. (No. 37 to L.A.).

★ NO. 12-2-10—IDAHOAN—STREAMLINER CITY OF ST. LOUIS—DAILY

No. 12 to Green River; No. 2 to Cheyenne; No. 10 to Kansas City; Wabash 10 to St. Louis. Club Lounge Car Service. .Portland to St. Louis. Standard Sleeping Cars. .Portland to St. Louis—10 Sections, D. R., Compt. Green River to St. Louis—6 Sections, 6 Roomettes, 4 Double Bedrooms (No. 2 from Los Angeles).

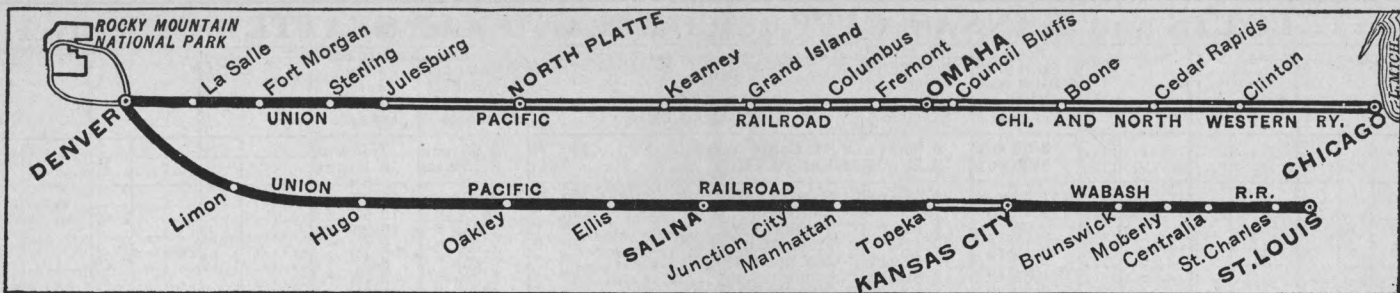
★ NO. 18-38—PORTLAND ROSE—PONY EXPRESS—DAILY

No. 18 to Denver; No. 38 to Kansas City. Club Lounge Car. .Portland to Green River. Observation Sleeping Car. .Portland to Denver—10 Sections. Standard Sleeping Cars. .Portland to Denver—10 Sections, 3 Dbl. Bedrooms.

Footnotes for Page 17

★ Regularly assigned through cars air conditioned. □ Conditional stop; see Table 24. ■ West Yellowstone, Montana, is gateway to Yellowstone National Park. Service during summer season only, about June 20 to September 10.

♦ Motor bus. This service is provided passengers arriving or departing Shoshone and holding through rail tickets to and from Ketchum and room reservations at Sun Valley. NOTE.—Club and lounge cars on all except Challenger trains are for the exclusive use of standard sleeping car passengers.



CHICAGO and OMAHA to DENVER

Table G Condensed Schedules All Trains Daily		Streamliner City of Denver 111 Example	Columbine 53 Example
C. & N. W.			
Lv Chicago (C.T.)		5.00 SUN	
Ar Omaha		12.45 MON	
C. & N. W.			
Lv Minneapolis (C.T.)		8.40 SUN	
Ar St. Paul		9.20 "	
Ar Sioux City		5.35 "	
Ar Omaha		8.20 SUN	
Union Pacific			
Lv Omaha (C. T.)		12.55 MON	7.00 SUN
Ar Fremont			8.02 "
Ar Schuyler			f 8.40 "
Ar Columbus		2.06 "	9.05 "
Ar Central City			f10.05 "
Ar Grand Island		2.59 "	10.45 "
Ar Kearney		3.33 "	11.45 SUN
Ar Lexington			f12.35 MON
Ar North Platte (C.T.)		4.47 "	2.10 "
Ar North Platte (M.T.)		3.50 "	1.20 "
Ar Ogallala			2.40 "
Ar Julesburg		4.59 "	3.35 "
Ar Sterling		5.47 "	5.00 "
Ar Fort Morgan			5.55 "
Ar La Salle		7.05 "	7.25 "
Ar Denver (M.T.)		8.00 MON	8.55 MON

Equipment for Table G

★ NO. 111—Streamliner CITY OF DENVER—DAILY

Train runs via C. & N. W. to Omaha; thence U. P.

Club Lounge Car. Chicago to Denver.
 Observation Sleeping Car. Chicago to Denver—6 Double Bedrooms.
 Standard Sleeping Cars. Chicago to Denver—12 Sections (2 cars).
 Chicago to Denver—8 Sections, 3 Double Bedrooms.
 Chicago to Denver—4 Roomettes, 3 Compartments,
 1 Drawing-room, 4 Double Bedrooms.
 Coaches. Chicago to Denver (2 cars—one with 48 and one with
 50 reclining seats—all reserved).
 Dining Car. Meal service.

★ NO. 53—COLUMBINE—DAILY

Standard Sleeping Cars. Omaha to Denver—12 Sections, 2 Double Bedrooms.
 Reclining Seat Coaches. Omaha to Denver (2 cars).
 Dining Car. Meal service. (North Platte to Denver).

DENVER to OMAHA and CHICAGO

Table G Condensed Schedules All Trains Daily		Streamliner City of Denver 112 Example	Columbine 54 Example
Union Pacific			
Lv Denver (M.T.)		5.00 SUN	3.00 SUN
Ar La Salle		5.43 "	4.00 "
Ar Fort Morgan			f 5.10 "
Ar Sterling		6.57 "	6.15 "
Ar Julesburg		7.44 "	7.45 "
Ar Ogallala			8.27 "
Ar North Platte (M.T.)		8.47 "	9.35 SUN
Ar North Platte (C.T.)		9.50 "	11.05 SUN
Ar Lexington			f12.57 MON
Ar Kearney		10.59 "	1.58 "
Ar Grand Island		11.35 SUN	3.18 "
Ar Central City			f 3.46 "
Ar Columbus		12.23 "	4.16 "
Ar Schuyler			f 5.16 "
Ar Fremont			6.02 "
Ar Omaha (Union Pacific)		1.40 MON	7.10 MON
C. & N. W.			
Lv Omaha		1.50 MON	7.15 MON
Ar Chicago (C.T.)		9.35 MON	7.15 MON
C. & N. W.			
Lv Omaha			(204-9-204) 8.15 MON
Ar Sioux City			11.25 "
Ar St. Paul			6.55 "
Ar Minneapolis (C.T.)			7.25 MON

Equipment for Table G

★ NO. 112—Streamliner CITY OF DENVER—DAILY

Train runs (via C. & N. W. east of Omaha).

Club Lounge Car. Denver to Chicago.
 Observation Sleeping Car. Denver to Chicago—6 Double Bedrooms.
 Standard Sleeping Cars. Denver to Chicago—12 Sections (2 cars).
 Denver to Chicago—8 Sections, 3 Double Bedrooms.
 Denver to Chicago—4 Roomettes, 3 Compartments,
 1 Drawing-room, 4 Double Bedrooms.
 Coaches. Denver to Chicago (2 cars—one with 48 and one with
 50 reclining seats—all reserved).
 Dining Car. Meal service.

★ NO. 54—COLUMBINE—DAILY

Standard Sleeping Car. Denver to Omaha—12 Sections, 2 Double Bedrooms.
 Coaches. Denver to Omaha (2 cars).
 Dining Car. Meal service (no breakfast served into Omaha).

Footnotes for Page 18

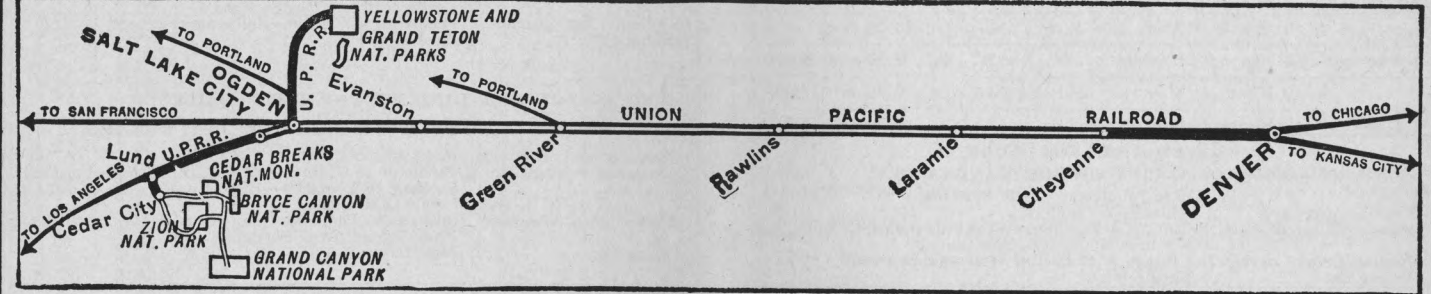
NOTE.—Club and lounge cars on all except Challenger trains are for the exclusive use of standard sleeping car passengers.
 ★ Regularly assigned through cars air-conditioned.
 □ Conditional stop; see Tables 1 or 17. (f) Stops only on signal.

(C.T.) Central time. (M.T.) Mountain time.
 Time from 12.01 midnight to 12.00 noon shown in light face type.
 Time from 12:01 noon to 12:00 midnight shown in heavy face type.

ST. LOUIS — KANSAS CITY — DENVER

Local 39 Example	Pony Express 37 Example	Streamliner City of St. Louis 9 Example	Table H All Trains Daily, For Complete Schedules See Table 17	Streamliner City of St. Louis 10 Example	Pony Express 38 Example	Local 40 Example
	3.30 su	3.30 su	Wabash St. Louis (C.T.) Ar	2.05 mo	7.45 mo	
	8.25 su	8.25 su	Kansas City Lv	9.15 mo	12.10 mo	
6.30 su	11.30 su	8.45 su	Union Pacific Kansas City Ar	9.00 mo	11.50 su	12.15 su
6.38 "	11.38 su	"	Kansas City Kans. Lv	"	"	12.07 "
7.30 "	12.25 mo	"	Lawrence Lv	"	10.50 "	11.25 "
8.15 "	1.05 "	9.53 "	Topeka "	7.53 "	10.20 "	10.55 "
8.43 "	"	"	St. Marys "	"	"	f10.15 "
9.00 "	"	"	Wamego "	"	"	9.58 "
9.30 "	2.10 "	10.42 "	Manhattan "	7.00 "	9.10 "	9.40 "
9.53 "	2.35 "	"	Fort Riley "	"	"	9.18 "
10.10 "	3.05 "	11.10 "	Junction City "	6.35 "	8.35 "	9.10 "
f10.26 "	"	"	Chapman "	"	"	f 8.42 "
f10.32 "	"	"	Detroit "	"	"	f 8.36 "
10.40 "	3.37 "	"	Abilene "	"	7.55 "	8.30 "
10.52 "	"	"	Solomon "	"	"	8.16 "
11.15 su	4.35 "	12.01 mo	Salina "	5.36 "	7.20 "	8.00 su
	8.05 "	2.05 "	Ar Ellis (C.T.) Lv	3.45 "	4.35 "	
	7.20 "	1.10 "	Lv Ellis (M.T.) Ar	2.40 "	3.35 "	
	9.10 "	2.24 "	Oakley Lv	1.21 mo	1.53 "	
	12.50 "	4.58 "	Hugo "	11.00 su	10.58 "	
	1.18 "	5.18 "	Limon "	10.42 "	10.32 "	
	3.30 mo	7.05 mo	Ar Denver (M.T.) Lv	9.15 su	8.50 su	

★ NO. 37—PONY EXPRESS—DAILY
 Standard Sleeping Cars. Kansas City to Denver—12 Sections, D. R. (for Los Angeles).
 Tourist Sleeping Cars. Kansas City to Denver—16 Sec. (for San Francisco).
 Coaches. Kansas City to Denver—14 Sections (for Los Angeles).
 Dining Car. Meal service.



DENVER — SALT LAKE CITY

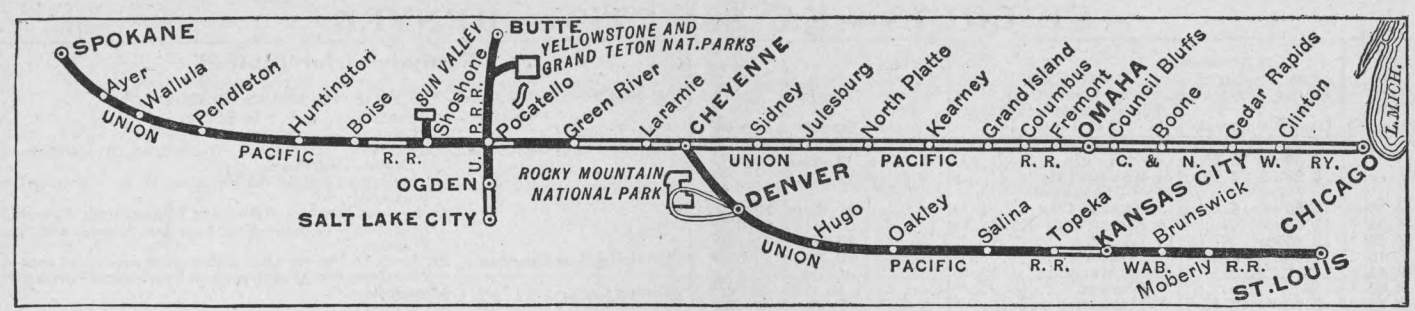
Pony Express 37 Example	City of St. Louis-Los Angeles Ltd. 9-1 Example	Table J Condensed Schedules All Trains Daily	Los Angeles Ltd.-City of St. Louis 2-10 Example	Pony Express 38 Example
5.20 SUN	7.25 SUN	Lv Denver (M.T.) Ar	9.00 SUN	7.45 MON
6.09 "	"	Ar La Salle Lv	"	"
Via Borie	10.00 "	Lv Cheyenne Ar	5.25 "	Via Borie
9.05 SUN	11.40 "	Ar Laramie Lv	3.50 "	4.00 MON
11.45 SUN	2.00 "	Ar Rawlins Lv	1.15 "	1.33 MON
5.00 "	5.00 "	Ar Green River "	10.30 "	10.50 SUN
6.45 "	7.10 "	Ar Evanston "	8.10 "	8.40 "
8 10 MON	9.00 "	Ar Ogden "	6.10 "	6.40 "
	10.25 SUN	Ar Salt Lake City Lv	4.45 SUN	5.20 SUN

★ NO. 37—PONY EXPRESS—DAILY
 Club Lounge Car. Denver to Salt Lake City.
 Standard Sleeping Cars. Denver to Salt Lake City—6 Sections, 6 Roomettes,
 4 Double Bedrooms.
 Denver to Salt Lake City—12 Sections, D. R. (from
 Kansas City to Los Angeles).
 Denver to Ogden—12 Sections, D. R. (for San Fran-
 cisco in S. P. 21).
 Tourist Sleeping Cars. Denver to Salt Lake City—14 Sec. (for Los Angeles).
 Denver to Ogden—16 Sec. (for San Fran. in S. P. 21).
 Coaches. Denver to Salt Lake City.
 Dining Car. Meal service.

Footnotes for Page 19
 ★ Regularly assigned through cars air-conditioned. □ Conditional stop; see table 24.
 □ Conditional stop; see table 30.
 (C.T.) Central time. (M.T.) Mountain time. (P.T.) Pacific time. ○ Carries coaches only.
 Time from 12.01 midnight to 12.00 noon shown in light face type.
 Time from 12:01 noon to 12:00 midnight shown in heavy face type.

Equipment for Table H
 ★ NO. 9—Streamliner CITY OF ST. LOUIS—DAILY
 Wabash 9 to Kansas City; U. P. 9 to Denver
 Club Lounge Car. St. Louis to Denver.
 Standard Sleeping Cars. Kansas City to Denver—6 Sections, 6 Roomettes,
 4 Double Bedrooms.
 St. Louis to Denver—10 Sections, D. R., Compt. (for
 Portland).
 St. Louis to Denver—6 Sections, 6 Roomettes, 4 Double
 Bedrooms—(2 cars—1 each for Los Angeles and San
 Francisco).
 Reclining Seat Coaches. St. Louis to Denver (192 seats—all reserved) (4 cars—
 2 for Cheyenne, 1 each for Los Angeles and Portland).
 Dining Car. Meal service.
 ★ NO. 10—Streamliner CITY OF ST. LOUIS—DAILY
 U. P. 10 to Kansas City; Wabash 10 to St. Louis
 Club Lounge Car. Denver to St. Louis.
 Standard Sleeping Cars. Denver to Kansas City—6 Sections, 6 Roomettes, 4
 Double Bedrooms.
 Denver to St. Louis—10 Sections, D. R., Compt. (from
 Portland).
 Denver to St. Louis—6 Sections, 6 Roomettes, 4 Double
 Bedrooms—(2 cars—1 each from Los Angeles and
 San Francisco).
 Reclining Seat Coaches. Denver to St. Louis (192 seats—all reserved) (4 cars—
 2 from Cheyenne, 1 each from Los Angeles and
 Portland).
 Dining Car. Meal service.
 ★ NO. 38—PONY EXPRESS—DAILY
 Standard Sleeping Cars. Denver to Kansas City—12 Sections, D. R. (from
 Los Angeles).
 Tourist Sleeping Cars. Denver to Kansas City—14 Sections (from Los Angeles).
 Denver to Kansas City—16 Sec. (from San Francisco).
 Coaches. Denver to Kansas City.
 Dining Car. Meal service.

★ NO. 9-1—CITY OF ST. LOUIS—LOS ANGELES LIMITED—DAILY
 No. 9 to Cheyenne; No. 1 to Salt Lake
 Club Lounge Car Service. Denver to Salt Lake City.
 Standard Sleeping Cars. Denver to Salt Lake City—6 Sections, 6 Roomettes,
 4 Double Bedrooms (from St. Louis to Los Angeles).
 Denver to Ogden—6 Sections, 6 Roomettes, 4 Double
 Bedrooms (from St. Louis to San Francisco).
 Reclining Seat Coaches. Denver to Salt Lake City (48 seats—all reserved; from
 St. Louis to Los Angeles).
 Dining Car. Meal service.
 ★ NO. 2-10—LOS ANGELES LIMITED—CITY OF ST. LOUIS—DAILY
 No. 2 to Cheyenne; No. 10 to Denver
 Club Lounge Car Service. Salt Lake City to Denver.
 Standard Sleeping Cars. Salt Lake City to Denver—6 Sections, 6 Roomettes,
 4 Double Bedrooms (from Los Angeles to St. Louis).
 Ogden to Denver—6 Sections, 6 Roomettes, 4 Double
 Bedrooms (from San Francisco to St. Louis).
 Reclining Seat Coaches. Salt Lake City to Denver (48 seats—all reserved; from
 Los Angeles to St. Louis).
 Dining Car. Meal service.
 ★ NO. 38—PONY EXPRESS DAILY
 Club Lounge Car. Salt Lake City to Denver.
 Standard Sleeping Cars. Salt Lake City to Denver—6 Sections, 6 Roomettes,
 4 Double Bedrooms.
 Salt Lake City to Denver—12 Sections, D. R. (from
 Los Angeles).
 Ogden to Denver—12 Sections, D. R. (in S. P. 22 from
 San Francisco).
 Tourist Sleeping Cars. Salt Lake to Denver—14 Sections (from Los Angeles).
 Ogden to Denver—16 Sec. (from San Fran. in S. P. 22).
 Coach. Salt Lake City to Denver.
 Dining Car. Meal service.



CHICAGO — OMAHA — SPOKANE

No. 105 - Bus Example	No. 21-17-66 Example	Table K Condensed Schedules All Trains Daily	No. 65-18-22 Example	Bus - No. 106 Example
4.00 SUN	8.15 SUN	LV Chicago (C.T.) C. & N. W. Ar	8.15 WED	1.10 TUE
12.50 MON	8.45 MON	LV Omaha (Union Pacific) Ar	7.45 TUE	4.40 " "
4.42 " "	2.40 " "	Ar North Platte (C.T.) Ar	1.42 " "	12.35 TUE
3.45 " "	1.50 " "	Ar North Platte (M.T.) Ar	12.32 " "	11.32 MON
7.20 " "	7.30 MON	LV Cheyenne Ar	8.05 TUE	8.20 " "
5.15 " "	9.35 TUE	LV Pocatello Ar	5.45 MON	10.10 " "
9.25 " "	3.30 " "	LV Boise Ar	11.55 " "	6.05 " "
11.25 " "	6.45 " "	Ar Huntington (M.T.) Ar	9.05 " "	4.05 " "
10.40 " "	6.00 " "	Ar Huntington (P.T.) Ar	7.55 " "	2.50 MON
3.43 TUE	11.55 TUE	Ar Pendleton Ar	2.15 " "	9.35 SUN
9.00 TUE	12.45 WED	LV Pendleton Ar	1.30 MON	9.20 SUN
	3.35 WED	Ar Wallula Ar	11.30 SUN	
	8.05 WED	Ar Yakima Ar	7.10 SUN	
10.32 TUE	5.30 WED	Ar Walla Walla Ar	9.45 SUN	7.46 SUN
	5.15 WED	Ar Ayer Ar	10.00 SUN	
4.05 TUE	8.25 WED	Ar Lewiston Ar	6.20 SUN	8.00 SUN
	9.15 WED	Ar Moscow Ar	5.45 SUN	
3.50 TUE	7.50 WED	Ar Spokane (P.T.) Ar	7.40 SUN	2.15 SUN

★ NO. 105—Streamliner CITY OF PORTLAND—DAILY
 No. 105 to Pendleton; Bus to Spokane.
 Club Lounge Car... Chicago to Pendleton.
 Standard Sleeping Cars... Chicago to Pendleton—Drawing rooms, Compts., Bed-rooms, Roomettes, Sections.
 Reclining Seat Coaches... Chicago to Pendleton—(all seats reserved).
 Dining Car... Meal service.

★ NO. 21-17-66—PACIFIC—PORTLAND ROSE—DAILY
 No. 21 to Green River; No. 17 to Pendleton; No. 66 to Spokane.
 Club Lounge Car Service... Chicago to Pendleton.
 Standard Sleeping Cars... Chicago to Pendleton—12 Sections, D. R. (to Portland).
 Pocatello to Spokane—12 Sections, D. R. (No. 33 from Salt Lake City).
 Reclining Seat Coaches... Chicago to Pendleton (for Portland); Pendleton to Spokane (No. 17 from Denver).
 Dining Car... Meal service.

★ NO. 106—Streamliner CITY OF PORTLAND—DAILY
 Bus to Pendleton; No. 106 to Chicago.
 Club Lounge Car Service... Pendleton to Chicago.
 Standard Sleeping Cars... Pendleton to Chicago—Drawing-rooms, Compts., Bed-rooms, Roomettes, Sections.
 Reclining Seat Coaches... Pendleton to Chicago—(all seats reserved).
 Dining Car... Meal service.

★ NO. 65-18-22—PORTLAND ROSE—PACIFIC—DAILY
 No. 65 to Pendleton; No. 18 to Green River; No. 22 to Chicago.
 Club Lounge Car Service... Pendleton to Chicago.
 Standard Sleeping Cars... Pendleton to Chicago—12 Sec., D. R. (from Portland).
 Spokane to Pocatello—12 Sections, D. R. (No. 34 to Salt Lake City).
 Reclining Seat Coaches... Spokane to Pendleton (No. 18 to Denver); Pendleton to Chicago (from Portland).
 Dining Car... Meal service.

ST. LOUIS — KANSAS CITY — SPOKANE

No. 37-17-66 Example	Table L Condensed Schedules All Trains Daily	No. 65-18-38 Example
3.30 SUN	LV St. Louis (C.T.) Wabash Ar	7.45 WED
8.25 " "	Ar Kansas City Ar	12.10 WED
11.30 SUN	LV Kansas City (Union Pacific) Ar	11.50 TUE
5.05 MON	Ar Denver (M.T.) Ar	8.50 TUE
9.35 TUE	Ar Pocatello Ar	5.45 MON
11.55 TUE	Ar Pendleton (P.T.) Ar	2.15 " "
12.45 WED	Ar Pendleton Ar	1.30 " "
2.50 " "	Ar Umatilla Ar	12.20 MON
3.35 " "	Ar Wallula Ar	11.30 SUN
8.05 " "	Ar Yakima Ar	7.10 SUN
5.30 " "	Ar Walla Walla Ar	9.45 " "
3.55 " "	Ar Wallula Ar	11.10 " "
5.15 " "	Ar Ayer Ar	10.00 " "
8.25 " "	Ar Lewiston Ar	6.20 " "
9.15 " "	Ar Moscow Ar	5.45 " "
5.15 " "	Ar Ayer Ar	10.00 " "
7.22 " "	Ar Cheney Ar	8.06 " "
7.50 WED	Ar Spokane (P.T.) Ar	7.40 SUN

NOTE.—Club and lounge cars on all except Challenger trains are for the exclusive use of standard sleeping car passengers.
 ★ Regularly assigned through cars air-conditioned.
 ♦ Via Overland Greyhound Bus north of Pendleton.
 (C.T.) Central time, (M.T.) Mountain time, (P.T.) Pacific time.
 Time from 12:01 midnight to 12:00 noon shown in light face type.
 Time from 12:01 noon to 12:00 midnight shown in heavy face type.

Equipment for Table L
★ NO. 37-17-66—PONY EXPRESS—PORTLAND ROSE—DAILY
 No. 37 to Denver; No. 17 to Pendleton; No. 66 to Spokane.
 Observation Sleeping Car... Denver to Pendleton—10 Sections (to Portland).
 Standard Sleeping Cars... Denver to Pendleton—10 Sections, 3 Double Bedrooms (to Portland).
 Pocatello to Spokane—12 Sections, D. R. (No. 33 from Salt Lake City).
 Kansas City to Denver—12 Sec., D. R. (to Los Angeles).
 Kansas City to Denver—16 Sec. (to San Francisco).
 Kansas City to Denver—14 Sections (to Los Angeles).
 Reclining Seat Coaches... Kansas City to Pendleton; Denver to Spokane.
 Dining Car... Meal service.

★ NO. 65-18-38—PORTLAND ROSE—PONY EXPRESS—DAILY
 No. 65 to Pendleton; No. 18 to Denver; No. 38 to Kansas City.
 Observation Sleeping Car... Pendleton to Denver—10 Sections (from Portland).
 Standard Sleeping Cars... Spokane to Pocatello—12 Sec., D. R. (No. 34 to Salt Lake City).
 Pendleton to Denver—10 Sec., 3 Double Bedrooms (from Portland).
 Denver to Kansas City—12 Sections, D. R. (from Los Angeles).
 Tourist Sleeping Cars... Denver to Kansas City—16 Sections (from San Francisco).
 Denver to Kansas City—14 Sections (from Los Angeles).
 Reclining Seat Coaches... Spokane to Denver.
 Pendleton to Kansas City.

CHICAGO — ST. LOUIS — KANSAS CITY — WEST YELLOWSTONE — VICTOR

No. 1-9-11-35-41 Example	Table O (Summer Season) All Trains Daily	No. 42-36-12-10-2 Example
2.00 SUN	LV Chicago (C.T.) C. & N. W. Ar	2.40 TUE
11.55 SUN	Ar Omaha Ar	4.45 " "
12.20 MON	Ar Omaha (Union Pacific) Ar	4.10 TUE
9.20 MON	Ar Cheyenne (M.T.) Ar	5.50 MON
3.30 SUN	Ar St. Louis (C.T.) (Wab.) Ar	2.05 TUE
8.25 " "	Ar Kansas City Ar	9.15 " "
8.45 SUN	Ar Kansas City Ar	9.00 TUE
7.05 MON	Ar Denver (M.T.) Ar	9.15 MON
7.25 " "	Ar Denver Ar	9.00 " "
9.45 MON	Ar Cheyenne Ar	6.50 MON
10.00 " "	Ar Cheyenne (M.T.) Ar	5.25 MON
4.40 " "	Ar Green River Ar	10.30 " "
6.25 " "	Ar Green River Ar	10.00 " "
10.40 MON	Ar Pocatello Ar	4.45 " "
1.55 TUE	Ar Pocatello Ar	1.40 " "
2.30 " "	Ar Blackfoot Ar	12.40 MON
3.20 " "	Ar Idaho Falls Ar	12.01 SUN
5.00 " "	Ar Ashton Ar	10.15 " "
6.30 " "	Ar Victor Ar	8.15 " "
7.30 TUE	Ar W. Yellowstone (M.T.) Ar	7.30 SUN

NO. 1-9-11-35-41—LOS ANGELES LTD.—YELLOWSTONE SPEC.—DAILY
 C. & N. W. east of Omaha; Wabash east of Kansas City; No. 1 Chicago to Green River; No. 9 St. Louis to Cheyenne; No. 11 Green River to Pocatello.
 No. 35 Pocatello to Ashton and W. Yellowstone; No. 41 Ashton to Victor.
 Club Lounge Car Service... Chicago and St. Louis to Pocatello.
 Standard Sleeping Car... Chicago to West Yellowstone—10 Sec., D. R., Compts. (Summer season about June 20 to September 10).
 St. Louis to W. Yellowstone—Sections and rooms (requires car to car change after leaving Cheyenne).
 (Summer season about June 20 to September 10).
 Coaches... Chicago and St. Louis to Pocatello; Pocatello to West Yellowstone and Victor (all seats reserved from Chicago and St. Louis to Pocatello).
 Dining Car... Meal service.

NO. 42-36-12-10-2—YELLOWSTONE SPEC.—LOS ANGELES LTD.—DAILY
 No. 42 Victor to Ashton; No. 36 W. Yellowstone and Ashton to Pocatello; No. 12 to Green River; No. 2 to Chicago; No. 10 Cheyenne to St. Louis; C. & N. W. east of Omaha; Wabash east of Kansas City.
 Club Lounge Car Service... Pocatello to St. Louis and Chicago.
 Standard Sleeping Cars... W. Yellowstone to Chicago—10 Sec., D. R., Compts. (Summer season about June 20 to September 10).
 W. Yellowstone to St. Louis—Sections and rooms. (requires car to car change after leaving Pocatello).
 (Summer season about June 20 to September 10).
 Coaches... Victor and W. Yellowstone to Pocatello; Pocatello to St. Louis and Chicago (all seats reserved east of Pocatello).
 Dining Car... Meal service.

LOS ANGELES — SALT LAKE CITY — WEST YELLOWSTONE — BUTTE

Yellowstone Special 38-29 35-41 Example	Butte Special 8-29 Example	Northwest Special 33-45 Example	Table R All Trains Daily	Yellowstone Special 42-36 30-37 Example	Butte Special 30-7 Example	Northwest Special 34-46-1 Example
7.15 SU	8.45 SU	9.10 " "	LV Los Angeles (P.T.) Ar	7.15 TU	7.25 TU	3.15 MO
7.40 " "	9.10 " "	9.10 " "	Ar East Los Angeles Ar	6.40 " "	6.55 " "	2.50 " "
9.00 " "	10.35 " "	10.35 " "	Ar Riverside Ar	5.05 " "	5.25 " "	1.47 " "
9.25 " "	11.00 " "	11.00 " "	Ar San Bernardino Ar	4.40 " "	5.00 " "	1.25 " "
9.40 " "	11.10 " "	11.10 " "	Ar San Bernardino Ar	4.30 " "	4.50 " "	1.20 " "
11.50 SU	1.25 MO	1.25 MO	Ar Barstow Ar	2.05 TU	2.30 TU	11.15 " "
4.20 MO	5.55 " "	5.55 " "	Ar Las Vegas Ar	9.05 MO	9.35 MO	7.25 " "
4.40 " "	6.20 " "	6.20 " "	Ar Las Vegas Ar	8.40 " "	9.10 " "	7.10 " "
8.00 " "	9.35 " "	9.35 " "	Ar Caliente (P.T.) Ar	5.25 " "	5.45 " "	4.20 " "
9.15 " "	10.50 " "	10.50 " "	Ar Caliente (M.T.) Ar	6.10 " "	6.30 " "	5.10 " "
11.20 " "	1.02 " "	1.02 " "	Ar Lund Ar	3.57 " "	4.15 " "	3.14 " "
12.10 " "	1.50 " "	1.50 " "	Ar Milford Ar	2.55 " "	3.10 " "	2.35 " "
12.20 " "	2.00 " "	2.00 " "	Ar Milford Ar	2.45 " "	3.00 " "	2.45 " "
2.05 " "	3.50 " "	3.50 " "	Ar Lyndyl Ar	12.45 " "	1.00 " "	1.10 " "
2.15 " "	4.00 " "	4.00 " "	Ar Lyndyl Ar	12.55 " "	1.50 " "	1.05 MO
4.45 " "	6.35 " "	6.35 " "	Ar Salt Lake City Ar	8.55 " "	10.05 " "	10.45 SU
8.00 " "	8.00 " "	8.00 " "	Ar Salt Lake City (M.T.) Ar	7.00 " "	7.00 " "	10.45 " "
9.05 " "	9.05 " "	9.05 " "	Ar Ogden Ar	6.00 " "	6.40 " "	9.20 " "
9.35 MO	9.35 MO	1.15 " "	Ar Ogden Ar	3.15 " "	3.15 " "	5.50 " "
1.10 TU	1.10 TU	4.55 " "	Ar Pocatello Ar	1.40 " "	2.40 " "	4.55 " "
1.55 " "	1.40 " "	5.40 " "	Ar Pocatello Ar	12.40 MO	1.57 " "	4.15 " "
2.30 " "	2.23 " "	6.25 " "	Ar Blackfoot Ar	12.01 MO	1.10 MO	3.25 SU
3.15 TU	3.15 TU	7.15 MO	Ar Idaho Falls Ar	12.01 SU	1.10 MO	3.25 SU
3.20 TU	7.25 " "	7.25 " "	Ar Idaho Falls Ar	11.50 SU	3.10 SU	3.10 SU
4.25 " "	8.30 " "	8.30 " "	Ar St. Anthony Ar	10.35 " "	1.58 " "	1.58 " "
5.00 TU	9.00 " "	9.00 " "	Ar Ashton Ar	10.15 " "	1.35 " "	1.35 " "
6.30 TU	11.00 " "	11.00 " "	Ar Victor Ar	8.15 SU	11.40 SU	11.40 SU
7.30 TU	Ar West Yellowstone Ar	7.30 SU				
3.15 TU	7.15 MO	7.15 MO	Ar Idaho Falls Ar	1.10 MO	3.25 SU	3.25 SU
4.32 " "	8.34 " "	8.34 " "	Ar Dubois Ar	11.45 SU	1.50 " "	1.50 " "
4.53 " "	8.55 " "	8.55 " "	Ar Spencer Ar	11.22 " "	1.25 " "	1.25 " "
5.55 " "	10.00 " "	10.00 " "	Ar Lima Ar	10.30 " "	12.30 " "	12.30 " "
6.05 " "	10.10 " "	10.10 " "	Ar Lima Ar	10.15 " "	12.15 " "	12.15 " "
6.47 " "	10.51 " "	10.51 " "	Ar Armstead Ar	9.33 " "	11.35 " "	11.35 " "
7.23 " "	11.50 " "	11.50 " "	Ar Dillon Ar	8.58 " "	10.57 " "	10.57 " "
8.10 " "	12.41 " "	12.41 " "	Ar Melrose Ar	8.03 " "	10.05 " "	10.05 " "
9.10 " "	1.40 " "	1.40 " "	Ar Silver Bow Ar	7.05 " "	9.10 " "	9.10 " "
9.30 TU	2.00 MO	2.00 MO	Ar Butte (M.T.) Ar	6.45 SU	8.50 SU	8.50 SU

Equipment for Table R
★ NO. 38-29-35-41—PONY EXPRESS—YELLOWSTONE SPEC.—DAILY
 No. 38 to Salt Lake City; No. 29 to Butte.
 No. 35 Pocatello to Ashton and W. Yellowstone; No. 41 Ashton to Victor.
 Club Lounge Car... Los Angeles to Salt Lake City.
 Standard Sleeping Cars... Los Angeles to Butte—10 Sections, 3 Double Bedrooms, Salt Lake to West Yellowstone—10 Sec., D. R., Compts. (Summer season about June 20 to September 10).
 Coaches... Los Angeles to Salt Lake City; Salt Lake City to Butte. Pocatello to West Yellowstone and Victor.
 Dining Car... Meal service.

★ NO. 8-29—CHALLENGER—BUTTE SPECIAL—DAILY
 No. 8 to Salt Lake City; No. 29 to Butte.
 Lounge Car... Los Angeles to Salt Lake City (for sleeping car passengers).
 Standard Sleeping Car... Salt Lake City to Butte—10 Sections, 3 Double Bedrooms (No. 38 from Los Angeles).
 Tourist Sleeping Cars... Los Angeles to Salt Lake City—14 Sections.
 Coaches... Los Angeles to Salt Lake City; Salt Lake City to Butte.
 Dining Car... Meal service.

★ NO. 33-45—NORTHWEST SPECIAL—DAILY
 No. 33 to Butte; No. 45 Idaho Falls to Victor.
 Standard Sleeping Car... Salt Lake City to Pocatello—12 Sections, D. R. (for Spokane—open 9:30 p.m.).
 Reclining Seat Coach... Salt Lake City to Butte.

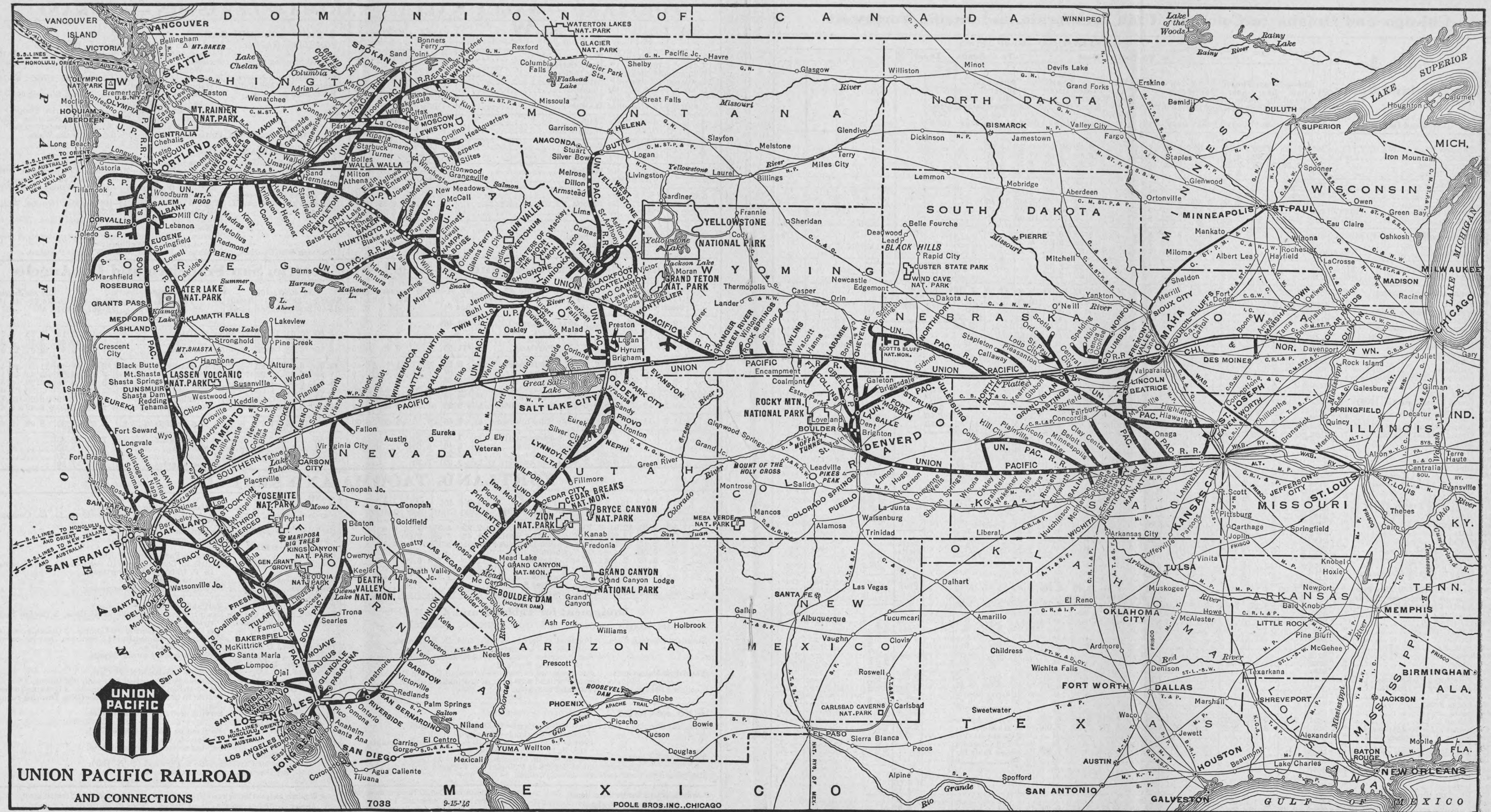
★ NO. 42-36-30-37—YELLOWSTONE SPEC.—PONY EXPRESS—DAILY
 No. 42 Victor to Ashton; No. 36 W. Yellowstone and Ashton to Pocatello.
 No. 30 to Salt Lake City; No. 37 to Los Angeles.
 Club Lounge Car... Salt Lake City to Los Angeles.
 Standard Sleeping Cars... Butte to Los Angeles—10 Sections, 3 Double Bedrooms. West Yellowstone to Salt Lake City—10 Sections, D. R., Compts. (Summer season about June 20 to September 10).
 Coaches... Victor and W. Yellowstone to Pocatello; Pocatello to Salt Lake City; Salt Lake City to Los Angeles.
 Dining Car... Butte to Pocatello; Salt Lake to Los Angeles.

★ NO. 30-7—BUTTE SPECIAL—CHALLENGER—DAILY
 No. 30 to Salt Lake City; No. 7 to Los Angeles.
 Lounge Car... Salt Lake to Los Angeles (for sleeping car passengers).
 Standard Sleeping Car... Butte to Salt Lake City—10 Sections, 3 Double Bedrooms (No. 37 to Los Angeles).
 Tourist Sleeping Cars... Salt Lake City to Los Angeles—14 Sections.
 Reclining Seat Coaches... Butte to Salt Lake City. Salt Lake City to Los Angeles.
 Dining Car... Butte to Pocatello; Salt Lake to Los Angeles.

★ NO. 34-46-1—NORTHWEST SPECIAL—DAILY
 No. 34 to Salt Lake City; No. 46 Victor to Idaho Falls; No. 1 to Los Angeles.
 Standard Sleeping Cars... Pocatello to Salt Lake—12 Sec., D.R. (from Spokane). Salt Lake City to Los Angeles—Drawing rooms, Compts., Bedrooms, Roomettes, Sections.
 Reclining Seat Coaches... Salt Lake City to Los Angeles. Butte to Salt Lake City.

Footnotes for Page 21
 ★ Regularly assigned through cars air-conditioned. (f) Stops only on signal.
 ■ Operates only during Yellowstone Park season, about June 20 to September 10. (C.T.) Central time. (M.T.) Mountain time. (P.T.) Pacific time.
 • 20-minute lunch stop.
 NOTE.—Club and Lounge Cars on all except Challenger trains are for the exclusive use of standard sleeping car passengers.

**For the Utmost in Rail Transportation
 Be Specific—say "Union Pacific"**



UNION PACIFIC RAILROAD
AND CONNECTIONS

7038

9-15-'16

POOLE BROS. INC. CHICAGO

Chicago and Omaha to Colorado, Utah, California and Pacific Northwest

Table No. 1 The Overland Route Read Down. WESTBOUND—Read Down. Columns include destination (Chicago, St. Paul, Omaha, etc.), time, and various service codes.

For equipment, see pages 8 to 13, inclusive, and pages 18 and 21.

For explanation of reference marks, see page 27.

Chicago and Omaha to Colorado, Utah, California and Pacific Northwest

Table No. 1 (Continued) The Overland Route Read Down. WESTBOUND—Read Down. Columns include destination (Cheyenne, Borie, Granite Canon, etc.), time, and various service codes.

For equipment, see pages 8 to 13, inclusive.

FOOTNOTES FOR TABLE 1

- For sailing dates and complete schedules see page 6.
Carries only a coach for passengers; no dining car or sleeping cars.
See page 42 for motor bus connections with U. P. trains at Fremont, Columbus and Grand Island.
Leaves U. P. Transfer Depot, Council Bluffs.
Daily except Sunday.
Stops only on signal.
Stops to take on paying passengers for Kemmerer or beyond; also to take Pullman passengers for Ogden and beyond; also to let off standard Pullman passengers from Omaha or east.
Stops to take on paying passengers for scheduled stops in Colorado.
Stops to take paying standard Pullman passengers for Ogden or beyond.
Stops to take on or let off paying passengers.
Stops to let off paying passengers from east of Council Bluffs; also to take for Salt Lake City or beyond.
Stops to take on paying passengers for west of Ogden.
Stops to take paying passengers for Salt Lake City or beyond.
Stops to take on paying passengers for Pocatello or beyond; also to take standard Pullman sleeping car passengers for Ogden or beyond.
Stops to take paying passengers for Ogden or beyond.
Stops to let off paying passengers from Omaha and east; also to take for Pocatello and beyond, and standard Pullman passengers for Ogden and beyond.
Stops to take paying passengers for north of Granger.
Stops to let off paying passengers who boarded this train east of Council Bluffs; also to take for west of Pocatello or Ogden.
Stops to take on paying passengers for south of Ogden.
Stops to let off paying passengers from Chicago; also to take for Denver.
Stops to take on paying passengers for Pocatello or beyond.
Stops to let off paying passengers from Cheyenne and beyond.
Stops to let off paying Pullman passengers from Omaha and east.
Stops to let off paying passengers from Omaha and Denver or beyond; also to take for west of Ogden.
Mileage shown on mile posts is from Council Bluffs. See General Information, page 2.
See table No. 53 for connecting train service to and from St. Joseph, Mo.

California, Pacific Northwest, Utah and Colorado to Omaha and Chicago

Table No. 2 The Overland Route EASTBOUND—Read Down. Includes columns for Miles, Streamliner, Pony Express, Train, and Mixed Passenger services. Lists routes from San Francisco to Cheyenne.

Footnotes for Table 2

- No. 102 leaves San Francisco every Tuesday, Thursday and Saturday. No. 104 leaves Los Angeles every Monday, Wednesday and Friday. Carries only coaches for passengers; no dining car or sleeping car. See page 42 for motor bus connections with U. P. trains at Fremont, Columbus and Grand Island. Arrives U. P. Transfer Depot, Council Bluffs. Daily. Daily except Sunday. Stops only on signal. Stops to let off paying passengers from west of Pocatello or Ogden; also to take for C&NW points east of Council Bluffs. Stops to let off paying passengers from Salt Lake or beyond. Stops to let off paying passengers from Ogden or Kemmerer or beyond. Stops to let off paying passengers from south of Ogden. Stops to let off paying passengers from Cheyenne or beyond; also to take for Cheyenne and east. Stops to let off paying passengers from Ogden or beyond. Stops to let off paying passengers from Pocatello and west; also to take for Cheyenne and east. Stops to let off paying passengers from Ogden or beyond. Stops to let off paying passengers from west of Ogden; also to take for C&NW points east of Council Bluffs. Stops to let off paying passengers from Cheyenne or beyond. Stops to let off paying passengers from Ogden or beyond. Stops to let off paying passengers from Ogden or beyond, or from north of Granger. Stops to take paying passengers for Cheyenne or beyond. Stops to let off paying passengers from Ogden or beyond, or from north of Granger. Mileage shown on mile posts is from Council Bluffs. See General Information, page 2. See Table No. 53 for connecting train service to and from St. Joseph, Mo.

For equipment, see pages 8 to 13, inclusive.

California, Pacific Northwest, Utah and Colorado to Omaha and Chicago

Table No. 2 (Continued) The Overland Route EASTBOUND—Read Down. Includes columns for Miles, Streamliner, Pony Express, Train, and Mixed Passenger services. Lists routes from Cheyenne to Omaha and Chicago.

NOTE - There is bus line connection at Kimball, to and from Harrisburg, Gering and Scotts-bluff.

For equipment, see pages 8 to 13, inclusive, and page 18.

For explanation of reference marks see page 28.

Between Chicago, Omaha, Denver, Ogden, Salt Lake City and Los Angeles

Table No. 3 The Overland Route. WESTBOUND—Read Down and EASTBOUND—Read Up. Includes routes from Chicago to Los Angeles via Omaha, St. Paul, and various mountain passes.

Footnotes for Table 3

- No. 103 leaves Chicago every Monday, Wednesday, and Friday. No. 104 arrives Chicago every Wednesday, Friday and Sunday. Stops only to take or let off paying passengers to or from Omaha or beyond. Will hold until 10:15 a.m. for Utah No. 32 when through passengers are reported. Motor bus between Lund and Cedar City. Via Borie Cut-off; not via Cheyenne. Stops only on signal. Stops to let off paying passengers from Ogden or beyond; also to take for San Bernardino and beyond. Stops to take paying passengers for Salt Lake City or beyond; to let off from San Bernardino or west. Stops to let off paying passengers from San Bernardino and west; also to take for Denver and beyond. See Tables 24 and 30 for service between St. Louis, Kansas City, Denver and Cheyenne. Stops to take paying passengers for Salt Lake City or beyond; also to take for San Bernardino and west. Stops to let off paying passengers from Salt Lake City or beyond; also to take for San Bernardino and west. Stops to let off or take on paying passengers. Stops to let off paying passengers from Salt Lake City or beyond. Mileage shown on mile posts is from Council Bluffs. See last paragraph under General Information, page 2. Time from 12:01 midnight to 12:00 noon shown in light face type. Time from 12:01 noon to 12:00 midnight shown in heavy face type.

For equipment, see pages 8 to 15, inclusive.

Between Chicago, Omaha, Denver, Ogden, Salt Lake City and Los Angeles

Table No. 3 (Continued) The Overland Route. WESTBOUND—Read Down and EASTBOUND—Read Up. Includes routes from Los Angeles to Chicago via Salt Lake City, Ogden, and various mountain passes.

For Motor Bus Connections at East Los Angeles, See Tables 7, 8 and 9.

Salt Lake City — Provo — Lyndyl

Table No. 4 Mountain Time. Mixed 305 Daily and Mts. routes between Salt Lake City, Provo, and Lyndyl.

Salt Lake City — Smelter

Table No. 5 Mountain Time. Motor Bus routes between Salt Lake City and Smelter.

Tintic — Mammoth — Silver City — Eureka

Table No. 6 Mountain Time. Motor Bus routes between Tintic, Mammoth, Silver City, and Eureka.

Union Pacific Stages Motor Buses operated over public highways. See also section of General Information, page 2, for optional rail-motor bus ticketing arrangement. This trip is made only when there are passengers to be carried.

For equipment, see pages 8 to 15, inclusive.

East Los Angeles — Pasadena — Glendale

Table No. 7 Pacific Time. Motor Bus routes between East Los Angeles, Pasadena, and Glendale.

East Los Angeles — Long Beach — San Pedro

Table No. 8 Pacific Time. Motor Bus routes between East Los Angeles, Long Beach, and San Pedro.

East Los Angeles — Whittier — Anaheim

Table No. 9 Pacific Time. Motor Bus routes between East Los Angeles, Whittier, and Anaheim.

Las Vegas — Boulder City — Boulder Dam

Table No. 10 Pacific Time. Motor Bus routes between Las Vegas, Boulder City, and Boulder Dam.

For explanation of reference marks in table 3, see page 30.

Between Chicago, Omaha, Denver, Ogden and San Francisco

Table 14: The Overland Route. WESTBOUND—Read Down and EASTBOUND—Read Up. Includes routes for Chicago, Omaha, Minneapolis, St. Paul, Omaha, Omaha, North Platte, Cheyenne, St. Louis, Kansas City, Denver, Cheyenne, Ogden, Salt Lake City, and San Francisco via Southern Pacific.

Footnotes for Page 32

● Makes 13 trips each way between Chicago and San Francisco each month. See page 6 for sailing dates and schedule. (f) Stops only on signal. □ Via Borie Cut-off; not via Cheyenne. A See tables 24 and 30 for service between St. Louis, Kansas City, Denver and Cheyenne. B Stops to take paying passengers for Ogden and east. H Stops to let off paying passengers from east of Ogden. K Stops to let off paying passengers from Ogden and east. M Stops to take paying passengers for Ogden and east; also let off paying passengers from Sacramento or west. N Stops to let off paying passengers from beyond Ogden; also take sleeping car passengers for Sacramento and west. O Stops to let off paying passengers from Cheyenne or east. T Stops to let off paying passengers from Ogden or east; also to take on for any station. U Stops to take sleeping car passengers for east of Ogden; also to let off sleeping car passengers from Sacramento or west. V Stops to take paying passengers for east of Ogden; also let off sleeping car passengers from Sacramento or west. ⊕ See table 31 for service between Ogden and Salt Lake City. ♦ Mileage shown on mile posts is from Council Bluffs. See General Information, page 2. □ Leaves and arrives from Market Street station. ■ Leaves and arrives from Third Street station.

San Francisco, Sacramento and Los Angeles (Via Southern Pacific)

Table 15: Pacific Time and Table 16: Pacific Time. Routes between San Francisco, Sacramento, and Los Angeles via Valley Line and Coast Line.

For equipment, see pages 10 to 16, inclusive.

Between Chicago, Omaha and Denver

Table 17: The Overland Route. WESTBOUND—Read Down and EASTBOUND—Read Up. Includes routes for Chicago, Council Bluffs, Omaha, Omaha, Waterloo, Valley, Fremont, Ames, North Bend, Schuyler, Columbus, Duncan, Silver Creek, Central City, Grand Island, Wood River, Shelton, Gibbon, Kearney, Odessa, Elm Creek, Overton, Lexington, Cozad, Willow Island, Gothenburg, Brady Island, Maxwell, North Platte, Birdwood, Hershey, O'Fallons, Sutherland, Dexter, Paxton, Roscoe, Ogallala, Brule, Megeath, Big Springs, Barton, Julesburg, Julesburg 1, 2, Ovid, Sedgwick, Red Lion, Crook, Proctor, Iliff, Sterling, Atwood, Merino, Messex, Union, Snyder, Ft. Morgan, Weldona, Goodrich, Orchard, Masters, Hardin, Kersey, La Salle, Greeley, La Salle, Peckham, Gilcrest, Platteville, Ione, Lupton, Brighton, Henderson, Hazeltine, Dupont, Denver, Estes Park.

Denver—La Salle—Ft. Collins

Table 18: Mountain Time. Routes between Denver, La Salle, and Ft. Collins.

Footnotes for Page 33

* Daily. (f) Stops only on signal. ● Yellow Cab Co., between La Salle and Greeley meets all trains Arrange in advance with La Salle agent. ⊕ Mixed passenger train. A Stops to take on paying passengers for scheduled stops in Colorado. B Stops to let off paying passengers from Chicago; also to take for Denver. E Regular service only during Park summer season. L Stops to let off paying passengers from Colorado. N Stop to let off paying passengers from Denver; also to take paying passengers for Chicago. R Stops to take paying passengers for Colorado. S Stops to take paying passengers for east of La Salle. T Stops to take or let off paying passengers (reservations required either in Pullman car or coach). ♦ Mileage shown on mile posts is from Council Bluffs. For explanation see General Information, page 2. Time from 12:01 midnight to 12:00 noon is in light face type. Time from 12:01 noon to 12:00 midnight shown in heavy face type. Where no time shown, trains do not stop, except as indicated by reference marks.

Do You Know About Our Prepaid Ticket Order Plan?

● We have a plan whereby you may purchase, at your railroad station, an order for railroad service, to be used by a member of your family, or any other person you may designate, at some distant station. ● This service offers a particularly safe and convenient way of providing tickets and other railroad service to students returning home at holiday and vacation time. ● These prepaid orders may include railroad tickets, sleeping and parlor car tickets, and cash for meals and other incidentals. Your railroad agent will handle them for you—by telegraph if necessary—and they will be delivered without service charge to any person you may specify, anywhere in the United States or Canada.

UNION PACIFIC RAILROAD

For equipment, see pages 8, 9 and 18.

Between Chicago, Omaha and Spokane, Portland, Tacoma and Seattle

Table No. 20 The Overland Route. WESTBOUND-Read Down and EASTBOUND-Read Up. Includes routes from Chicago to Seattle via Omaha and Spokane, with various stops and mileages.

Footnotes for Pages 34 and 35

Motor bus. This service is provided passengers arriving or departing Shoshone and holding through rail tickets to and from Ketchum and room reservations at Sun Valley. Through sleeping car daily to and from West Yellowstone during park summer season. Connecting Sleeping Car service to and from West Yellowstone during park summer season. Runs via Borie Cut-off, not via Cheyenne. Daily. Stops only on signal. Daily except Sunday. Stops to let off paying passengers from west of Pocatello. Stops to let off paying passengers from Portland or beyond; also to take for Pocatello or beyond. Stops to take paying passengers for Tacoma or beyond, and to let off from Portland or beyond. Stops to let off paying passengers from Portland or beyond also north of Wallula and take passengers for Pocatello or beyond. Stops to take on paying passengers for Cheyenne and beyond. Stops to let off paying passengers from Pendleton and beyond. Stops to take on paying passengers for north of Umatilla. No. 407 stops at East Olympia to let off paying passengers for Olympia that come from Portland or beyond. Bus to Olympia will be operated when passengers are reported. Stops to take paying passengers for Vancouver and south and to let off from points north of Seattle. Stops to let off paying passengers from north of Umatilla. Stops to let off paying passengers from Pocatello or beyond. Stops to take on paying passengers for Pocatello or beyond. Stops to take paying passengers from Portland and beyond, and to let off from Tacoma and beyond. Stops to take paying passengers for Tacoma and beyond. Stops to let off paying passengers from Cheyenne and beyond. Stops to take paying passengers for Ogdén, Cheyenne or beyond; also to let off from Pendleton and beyond. Stops to let off paying passengers from Vancouver and beyond, and to take for Tacoma and Seattle, Puyallup, North Puyallup, Sumner, Auburn, Kent, Seattle 22 (Union Depot) and Seattle (King St. Sta.) Wash. Lv.

Between Chicago, Omaha and Spokane, Portland, Tacoma and Seattle

Table No. 20 (Continued) The Overland Route. WESTBOUND-Read Down and EASTBOUND-Read Up. Includes routes from Huntington to Seattle via Walla Walla, Pendleton, Umatilla, and the Dalles, with various stops and mileages.

Footnotes for Pages 34 and 35

Stops to let off paying passengers from Cheyenne and beyond; also to take for Pendleton and beyond. For service between St. Louis, Kansas City, Denver and Cheyenne, see tables 24 and 30. Stops to let off paying passengers from Ogdén, Cheyenne, and beyond; also to take for Pendleton and beyond. Stops to let off paying passengers from Vancouver and beyond and to take on for points beyond Seattle. Stops to take paying passengers for south of Tacoma. Stops to take paying passengers for south of Tacoma and to let off from Seattle. Via North Puyallup. Via Puyallup. Stops to take on paying passengers for Portland and beyond. Trains 407, 408, 457 and 458 carry passengers to and from East Olympia and Portland and Seattle. Bus service is only between East Olympia and Olympia, and operates daily to and from U. P. station at Olympia. Bus will handle only hand baggage for passengers. Union Pacific rail tickets to or from certain stations (consult agent) are honored on Grays Harbor lines buses operating over public highway only through towns where time is shown.

Between Portland, Tacoma and Seattle

Table No. 20 Continued Pacific Time. All tickets over these lines are interchangeable and will be good on any train. Includes routes between Portland, Tacoma, and Seattle with various stops and mileages.

Portland-Chehalis-Centralia-Hoquiam

Table No. 21 (Pacific Time). Includes routes between Portland, Chehalis, Centralia, and Hoquiam with various stops and mileages.

Portland-Seattle-Tacoma-Olympia

Table No. 22 (Pacific Time). Includes routes between Portland, Seattle, Tacoma, and Olympia with various stops and mileages.

Between St. Louis, Kansas City, Topeka, Salina and Denver

Table No. 24 The Overland Route (Central Time) Table No. 25 Kansas City - Junction City - Concordia (Central Time) Table No. 26 Kansas City - Salina - Solomon - Beloit (Central Time) Table No. 27 Kansas City - Salina - McPherson (Central Time) Table No. 28 Kansas City - Salina - Plainville - Oakley (Central Time)

Between Denver, Cheyenne and Salt Lake City

Table No. 30 The Overland Route (Mountain Time) Table No. 31 Ogden - Echo - Coalville - Park City (Mountain Time) Table No. 32 Laramie - Coalmont (Mountain Time) Table No. 33 Saratoga & Encampment Valley R. R. Co. (Mountain Time)

Distance between Denver and Salt Lake City via Borie is 613 miles; via Cheyenne is 625 miles.

Between Ogden and Salt Lake City

Table No. 31 Ogden - Echo - Coalville - Park City (Mountain Time) Table No. 32 Laramie - Coalmont (Mountain Time) Table No. 33 Saratoga & Encampment Valley R. R. Co. (Mountain Time)

Footnotes for Pages 36 and 37

NOTE - See table 20 for detail schedules to Pacific Northwest. NOTE - See table 14 for detail schedules to San Francisco. NOTE - See table 3 for detail schedules to Los Angeles. Streamliner, extra fare; see page 6. Via Borie cut-off; not via Cheyenne. Local freight; combination coach with limited space for passengers. Saturday only. Sunday only. Mixed train. Mountain Time on the main line but trains to or from Oakley on the Colby branch line use Central Time. Stops to take paying passengers for Denver and beyond. Stops to let off paying passengers from Denver and beyond; also to take for Topeka, and for Kansas City and beyond. Stops to let off paying passengers from west of Ogden or from Pocatello. Stops to take on paying passengers for east of La Salle. Stops to take on or let off paying passengers. Stops to take on paying passengers for Denver and beyond. Stops to let off paying passengers holding coach or sleeping car reservations. Stops to let off paying passengers from Denver and beyond; also to take for Salina and east thereof where train stops. Stops to let off paying passengers from Denver and beyond; also to take for Cheyenne and beyond. Stops to let off paying passengers from west of Ogden or from Pocatello. Stops to take on paying passengers for east of La Salle. Stops to let off paying passengers from Pocatello or beyond. Stops to take paying passengers for Cheyenne and beyond. Stops to let off paying passengers from Denver and beyond; also to take for Salina and east thereof where train stops. Stops to let off paying passengers from Cheyenne and beyond. Conditional stop; see tables 1 and 2. Stops to take on paying passengers for Pocatello and beyond.

Between Salt Lake City, Ogden, Pocatello, West Yellowstone and Butte

WESTBOUND—Read Down

Table with columns for train numbers (e.g., 31, 33, 29), routes (Utah, Idaho, Montana), and arrival/departure times.

Table No. 36 The Overland Route For other trains between Salt Lake and Ogden see Table No. 19. (Mountain Time)

Table with columns for stations (Salt Lake City, Ogden, Ogdenville, etc.), routes, and times.

EASTBOUND—Read Up

Table with columns for train numbers (e.g., 32, 34, 30), routes (Utah, Idaho, Montana), and arrival/departure times.

Cache Junction—Logan—Preston

Table with columns for stations (Cache Junction, Logan, Preston), routes, and times.

Ogden—Brigham—Malad

Table with columns for stations (Ogden, Brigham, Malad), routes, and times.

Salt Lake—Idaho Falls—W. Yellowstone

Table with columns for stations (Salt Lake, Idaho Falls, W. Yellowstone), routes, and times.

Salt Lake—Idaho Falls—Ashton—Victor

Table with columns for stations (Salt Lake, Idaho Falls, Ashton, Victor), routes, and times.

Footnotes for Page 38

* Daily. (f) Stops only on signal. Operates only during Yellowstone Park Season, June 20 to September 10. † Daily except Sunday. Motor train. Meal stop.

Union Pacific Branch Lines

Omaha—North Platte—So. Torrington

Table with columns for stations (Omaha, North Platte, Torrington), routes, and times.

Omaha—Columbus—Norfolk

Table with columns for stations (Omaha, Columbus, Norfolk), routes, and times.

Omaha—Columbus—Spalding

Table with columns for stations (Omaha, Columbus, Spalding), routes, and times.

Omaha—Grand Island—Loup City—Pleasanton

Table with columns for stations (Omaha, Grand Island, Loup City, Pleasanton), routes, and times.

Omaha—Kearney—Stapleton

Table with columns for stations (Omaha, Kearney, Stapleton), routes, and times.

Omaha—Columbus—Albion

Table with columns for stations (Omaha, Columbus, Albion), routes, and times.

Omaha—Grand Island—Ord

Table with columns for stations (Omaha, Grand Island, Ord), routes, and times.

Grand Island—Stromsburg—Lincoln

Table with columns for stations (Grand Island, Stromsburg, Lincoln), routes, and times.

Lawrence—Leavenworth

Table with columns for stations (Lawrence, Leavenworth), routes, and times.

Kansas City—Topeka—Marysville

Table with columns for stations (Kansas City, Topeka, Marysville), routes, and times.

St. Joseph—Marysville—Grand Island

Table with columns for stations (St. Joseph, Marysville, Grand Island), routes, and times.

Omaha—Grand Island—Loup City—Pleasanton

Table with columns for stations (Omaha, Grand Island, Loup City, Pleasanton), routes, and times.

Manhattan—Marysville—Beatrice

Table with columns for stations (Manhattan, Marysville, Beatrice), routes, and times.

(* Daily. (\$) Sunday only. (X) Daily except Saturday and Sunday. (†) Daily except Monday. (‡) Daily except Saturday and Sunday except Sunday. (¶) Local freight; caboose for passengers. (H) Mondays, Wednesdays and Fridays only. (E) Tuesday, Thursday and Saturday only. (B) On days livestock is to be carried, train No. 82 runs about one-half hour later than schedule shown.

Union Pacific Branch Lines

Blackfoot — Aberdeen — Mackay

Table No. 56 (Mountain Time) with columns for Mixed, Mls., and various stations like Blackfoot, Aberdeen, Mackay.

Idaho Falls — Orvin — St. Anthony

Table No. 57 (Mountain Time) with columns for Mixed, Mls., and various stations like Idaho Falls, Orvin, St. Anthony.

Idaho Falls — Ucon — St. Anthony

Table No. 58 (Mountain Time) with columns for Mixed, Mls., and various stations like Idaho Falls, Ucon, St. Anthony.

Minidoka — Twin Falls — Buhl — Wells

Table No. 60 (Mountain Time) with columns for Mixed, Mls., and various stations like Minidoka, Twin Falls, Buhl, Wells.

Footnotes for Page 40

* Daily, † Daily except Sunday, (a) Monday, Wednesday and Friday, (b) Monday and Friday, (c) Tuesday, Thursday and Saturday, (f) Stops only on signal, Motor train, Mountain Time is used on this U. P. branch line...

Minidoka — Rupert — Bliss

Table No. 61 (Mountain Time) with columns for Mixed, Mls., and various stations like Minidoka, Rupert, Bliss.

Burley — Declo

Table No. 62 (Mountain Time) with columns for Mixed, Mls., and various stations like Burley, Declo.

Nyssa — Homedale — Marsing

Table No. 64 (Mountain Time) with columns for Mixed, Mls., and various stations like Nyssa, Homedale, Marsing.

Richfield — Hill City

Table No. 65 (Mountain Time) with columns for Mixed, Mls., and various stations like Richfield, Hill City.

Boise — Nampa — Emmett — McCall

Table No. 67 (Mountain Time) with columns for Mixed, Mls., and various stations like Boise, Nampa, Emmett, McCall.

Caldwell — Wilder

Table No. 68 (Mountain Time) with columns for Mixed, Mls., and various stations like Caldwell, Wilder.

Footnotes for Page 40

NOTE □ Pacific Time prevails in territory served by this Branch, but trains are operated under Mountain Time, as shown in this table. For equivalent in Pacific Time, figure one hour earlier.

Shoshone — Ketchum — Sun Valley

Table No. 69 (Mountain Time) with columns for Mixed, Mls., and various stations like Shoshone, Ketchum, Sun Valley.

Ontario — Vale and Brogan Vale — Crane and Burns

Table No. 70 (Mountain Time) with columns for Mixed, Mls., and various stations like Ontario, Vale, Brogan, Crane, Burns.

Payette — Emmett

Table No. 71 (Mountain Time) with columns for Mixed, Mls., and various stations like Payette, Emmett.

Portland — La Grande — Joseph

Table No. 72 (Pacific Time) with columns for Mixed, Mls., and various stations like Portland, La Grande, Joseph.

Weiser — New Meadows

Table No. 73 (Mountain Time) with columns for Motor, Mls., and various stations like Weiser, New Meadows.

Footnotes for Page 40

NOTE □ Motor 557, Mls., Table No. 73, Motor 558, † 10.00, † 10.22, † 11.12, † 11.36, † 11.59, † 12.05, † 12.37, † 12.47, † 12.53, † 1.18, † 1.23, † 1.45

Union Pacific Branch Lines

Portland and Spokane Short Line

Table No. 74 (Pacific Time) with columns for 66 Daily, 20 Daily, Mls., 19 Daily, 65 Daily, and various stations like Portland, Spokane.

Pendleton — Wallula — Walla Walla

Table No. 75 (Pacific Time) with columns for 66-63 Daily, Mls., 64-65 Daily, and various stations like Pendleton, Wallula, Walla Walla.

Portland — Lewiston — Pullman — Moscow

Table No. 76 (Pacific Time) with columns for 20-62 Daily, 66 Daily, Mls., 65 Daily, 19-61 Daily, and various stations like Portland, Lewiston, Pullman, Moscow.

Portland — Wallula — Yakima

Table No. 78 (Pacific Time) with columns for 20-66-64 Daily, Mls., 63 Daily, 65-19 Daily, and various stations like Portland, Wallula, Yakima.

Portland — Lewiston — Stites — Grangeville

Table No. 77 (Pacific Time) with columns for 20-66-74 Daily, Mls., 343-323 Daily, 73-65 Daily, and various stations like Portland, Lewiston, Stites, Grangeville.

Pendleton — Walla Walla — Dayton

Table No. 80 (Pacific Time) with columns for 365 Freight, Mls., 365 Freight, and various stations like Pendleton, Walla Walla, Dayton.

Footnotes for Page 41

* Daily, † Daily except Sunday, (f) Stops only on signal, A Stops to let off paying passengers from points east of Ayer, C Stops to let off paying passengers from points west of Ayer, E Stops to let off paying passengers from east of Umatilla, H Stops to take on paying passengers for east of Umatilla, V Train will stop for paying passengers, K Stops to take on paying passengers for west of Umatilla; also to let off paying passengers from east of Ayer, * Trains 66 and 65 between Pendleton, Walla Walla and Spokane; see table 20, page 34, Motor Bus operating over public highway. See General Information, page 2, for optional rail-motor bus ticketing arrangement, Time from 12:01 midnight to 12:00 noon shown in light face type, Time from 12:01 noon to 12:00 midnight shown in heavy face type, Figures opposite junction points refer to tables showing diverging trains, Extra Luggage—up to 150 lbs. Can Be Checked FREE—Out of Your Way, in the Baggage Car.

Spokane — Tekoa — Wallace

Table No. 79 (Pacific Time) with columns for 67 Daily, Mls., 68 Daily, and various stations like Spokane, Tekoa, Wallace.

Footnotes for Page 41

* Daily, † Daily except Sunday, (f) Stops only on signal, A Stops to let off paying passengers from points east of Ayer, C Stops to let off paying passengers from points west of Ayer, E Stops to let off paying passengers from east of Umatilla, H Stops to take on paying passengers for east of Umatilla, V Train will stop for paying passengers, K Stops to take on paying passengers for west of Umatilla; also to let off paying passengers from east of Ayer, * Trains 66 and 65 between Pendleton, Walla Walla and Spokane; see table 20, page 34, Motor Bus operating over public highway. See General Information, page 2, for optional rail-motor bus ticketing arrangement, Time from 12:01 midnight to 12:00 noon shown in light face type, Time from 12:01 noon to 12:00 midnight shown in heavy face type, Figures opposite junction points refer to tables showing diverging trains, Extra Luggage—up to 150 lbs. Can Be Checked FREE—Out of Your Way, in the Baggage Car.

Connecting Bus Service

Portland - Pendleton - Spokane
Table No. 84 (Pacific Time)
Table No. 85 (Pacific Time)
Table No. 86 (Pacific Time)

Spokane - Moscow - Lewiston
Table No. 85 (Pacific Time)
Table No. 86 (Pacific Time)

Fremont - Lincoln
Table No. 86 (Pacific Time)

Columbus - Lincoln
Table No. 86 (Pacific Time)

Grand Island - Hastings
Via Yellow Diamond Lines
Table No. 87 (Pacific Time)

Las Vegas - Tonopah
Via Las Vegas-Tonopah-Reno Stage Line
Table No. 87 (Pacific Time)

Footnotes for Page 42
(■) Via Capitol Stages. (▲) Via Interstate Transit Lines. (○) Via Elkhorn Valley Stages.
(*) Via Pacific Trailways.
(M. T.) Mountain Time. (P. T.) Pacific Time.

The Dalles - Bend
Table No. 86 (Pacific Time)

Biggs - Shaniko
Table No. 87 (Pacific Time)

Connections at Omaha

Connections at Omaha
Table with columns for various bus lines and times, including C. & N. W., Wabash, C. B. & Q., Mo. Pac., C. R. I. & P., and K. C. S.

Connections at Kansas City

Connections at Kansas City
Table with columns for various bus lines and times, including C. G. W., K. C. S., Frisco Lines, C. B. & Q., C. R. I. & P., and M. K. T.

Transfer of Hand Baggage at Chicago

Passengers holding through tickets that require a change of stations in Chicago can relieve themselves of the worry of transferring their hand baggage. Such baggage and parcels may be delivered to the Parmelee agent in the depot at which the passenger arrives in Chicago. The only cost is the usual parcel checking fee, 10 cents for each bag or parcel. Parmelee will transfer such baggage to the passenger's outgoing station where it can be claimed at the parcel check room.

This arrangement applies only when there is at least a 3-hour interval between actual arrival of train in Chicago and scheduled departure time from outbound station.

The Parmelee transfer coupon, which is a part of the through ticket, also entitles the passenger to use Parmelee limousine service from his incoming depot to his outgoing depot or to any hotel or other destination in downtown Chicago.

Connections at Denver

Table of rail connections at Denver, including routes to D & R G W, C & S - A T & S F, and D. & S. L. with various fares and times.

Connections at Spokane and Butte

Table of rail connections at Spokane and Butte, including routes like The Milwaukee Road, N. P., S. I. - C. P. R., and B. A. & P.

Connections at Los Angeles

Table of rail connections at Los Angeles, including routes like A. T. & S. F. and various fares to destinations like Fullerton, Anaheim, and Santa Ana.

Connections at Seattle

Table of rail connections at Seattle, including routes like Great Northern and C. P. S. S. with fares to Everett, Bellingham, and Vancouver.

Connections at Portland

Table of rail connections at Portland, including routes like S. P. & S. and Western Pacific with fares to Astoria and Seaside.

Connections at Salt Lake City

Table of rail connections at Salt Lake City, including routes like Western Pacific and P. S. N. Co. with fares to Sacramento and Stockton.

The Seasoned Traveler Goes by Train

Footnotes for Pages 43 and 44

Footnote text explaining train service details, including daily/weekly stops, connecting services, and time restrictions.

ROUND TRIP RAIL FARES

Quoted by the Union Pacific Railroad February 6, 1947. Charges shown do not include federal tax. For information only and subject to change without notice.

Large table of round trip rail fares between various cities including Los Angeles, San Francisco, Portland, Spokane, and Denver. Includes columns for TO, FROM, and various fare classes.

Footnote text for the round trip fares table, including asterisked notes about federal tax and specific route conditions.

PULLMAN SLEEPING CAR RATES

These rates are compiled from current Pullman Co. tariffs and published as a convenience for patrons. Subject to change without notice.

Rates between Points of Service Shown below. Charges Shown Do Not Include Federal Tax.

See Page 47 for Rates for Upper Berths, Drawing Rooms, Bedrooms, Roomettes, etc., Based on Applicable Lower Berth

Chicago		St. Paul Minneapolis		Co. Bluffs Omaha		St. Louis		Kansas City		Denver		BETWEEN		Salt Lake City		Butte		Portland		Seattle Tacoma		Los Angeles		San Francisco	
Double Lower Berth	Standard Berth	Double Lower Berth	Standard Berth	Double Lower Berth	Standard Berth	Double Lower Berth	Standard Berth	Double Lower Berth	Standard Berth	Double Lower Berth	Standard Berth	Double Lower Berth	Standard Berth	Double Lower Berth	Standard Berth	Double Lower Berth	Standard Berth	Double Lower Berth	Standard Berth	Double Lower Berth	Standard Berth	Double Lower Berth	Standard Berth	Double Lower Berth	Standard Berth
\$14.75	\$9.85	\$14.25	\$9.55	\$11.30	\$7.55	\$14.75	\$9.85	\$11.90	\$7.95	\$8.45	\$5.65	Boise	Ida.	\$3.50	\$2.35	\$4.65	\$4.00	\$4.65	\$3.10	\$6.15	\$4.10	\$10.45	\$7.00	\$10.45	\$7.00
12.20	9.95	12.20	10.20	9.25	8.20	11.90	9.95	9.85	8.60	8.10	6.10	Butte	Mont.	4.10	2.75	6.70	6.30	P 6.70	4.50	10.40	6.95	10.40	7.00
14.85	14.85	12.20	14.85	12.80	8.75	Cedar City	Utah	2.95	7.05	10.80	12.20	5.25	G 8.75
8.45	5.65	7.85	5.25	4.95	3.30	8.45	5.65	6.40	4.30	Cheyenne	Wyo.	4.95	3.30	6.70	5.55	11.90	7.95	11.90	7.95	11.90	7.95	11.90	7.95
.....	2.95	2.35	2.95	3.50	8.45	5.65	Chicago	Ill.	11.90	7.95	12.20	9.95	18.25	12.20	18.25	12.20	18.25	12.20	18.25	12.20
8.45	5.65	7.85	5.25	4.95	3.30	8.45	5.65	6.40	4.30	Denver	Colo.	5.80	3.85	8.10	6.10	12.20	8.15	12.20	8.15	12.20	8.50	12.75	8.50
D11.90	9.50	D12.20	9.75	D 9.25	7.75	D11.90	9.50	D 9.85	8.15	6.40	5.65	Idaho Falls	Ida.	2.95	2.00	2.95	2.00	6.70	5.85	8.10	6.80	8.70	5.85	9.60	6.45
3.50	4.35	2.95	2.95	4.95	3.30	Kansas City	Mo.	9.85	6.60	9.85	6.60	15.35	10.25	15.35	10.25	15.35	10.25	15.35	10.25
13.90	9.25	13.35	8.95	10.40	6.95	13.90	9.25	11.00	7.40	7.55	5.10	Ketchum	Sun Valley	3.20	2.15	3.80	5.80	3.85	M 5.10	9.85	6.90	9.85	6.90	6.45
15.65	10.45	15.35	10.25	12.75	8.50	15.65	10.45	13.60	9.10	9.60	6.40	Las Vegas	Nev.	4.10	2.75	7.85	5.25	11.95	8.00	13.35	8.95	3.20	2.15	G 6.70	G 4.50
15.65	10.45	15.70	10.50	12.75	8.50	16.30	9.85	13.35	8.95	11.30	7.55	Lewiston	Ida.	6.95	4.65	5.85	3.20	2.15	13.90	9.30	H 9.30	H 6.45	
18.25	12.20	18.25	12.20	15.35	10.25	17.35	11.55	15.35	10.25	12.75	8.50	Los Angeles	Calif.	6.95	4.65	10.40	6.95	L 9.60	6.40	E 11.00	E 7.40	3.50	2.35
14.75	9.85	14.50	9.70	11.55	7.75	14.75	9.85	12.50	8.15	8.10	5.40	Lund	Utah	2.95	2.00	6.15	4.10	10.60	7.25	12.20	8.20	4.95	3.30	G 8.45	G 5.65
2.95	2.95	4.35	4.35	7.85	5.25	Minneapolis	Minn.	11.90	7.95	12.20	10.20	18.30	12.25	18.30	12.25	18.25	12.20	18.25	12.20
11.90	7.95	11.90	7.95	9.25	6.20	11.90	7.95	9.85	6.60	5.80	3.85	New York	N. Y.
3.50	2.35	2.95	2.00	3.50	2.95	4.95	3.30	Ogden	Utah	9.25	6.20	9.25	6.20	15.35	10.25	15.35	10.25	15.35	10.25	15.35	10.25
15.35	10.25	15.70	10.50	12.75	8.50	14.75	9.85	13.35	8.95	9.85	6.60	Pendleton	Ore.	5.80	3.85	5.25	4.95	2.95	2.00	N 4.10	N 2.75	12.75	8.50	H 9.35	H 6.30
11.90	7.95	12.20	8.20	9.25	6.20	11.90	7.95	9.85	6.60	6.15	4.10	Pocatello	Ida.	2.35	1.55	2.95	2.00	6.40	4.30	5.25	8.10	5.40	9.30	6.20
18.25	12.20	18.30	12.25	15.35	10.25	17.35	11.55	15.35	10.25	12.20	8.15	Portland	Ore.	7.85	5.25	6.70	6.30	2.95	2.00	L 9.60	L 6.40	L 6.40	L 4.30
16.50	11.00	16.20	10.80	13.35	8.95	16.50	11.00	14.50	9.70	10.40	6.95	Reno	Nev.	4.95	3.30	8.45
18.25	12.20	18.25	12.20	15.35	10.25	17.35	11.55	15.35	10.25	11.90	7.95	Sacramento	Calif.	6.40	4.30	9.85	6.65	L 6.15	L 4.10	F 7.55	F 5.10	3.50	2.35
11.90	7.95	11.90	7.95	9.25	6.20	11.90	7.95	9.85	6.60	5.80	3.85	Salt Lake City	Utah	4.10	2.75	7.85	5.25	9.25	6.20	6.95	4.65	6.95	4.65
18.25	12.20	18.25	12.20	15.35	10.25	17.35	11.55	15.35	10.25	12.75	8.50	San Francisco	Calif.	6.95	4.65	10.40	7.00	L 6.40	L 4.30	C 7.85	C 5.25	3.50	2.35
13.35	8.95	12.80	8.60	9.85	6.60	13.35	8.95	10.40	6.95	6.95	4.65	Shoshone	Ida.	2.95	2.00	3.20	5.80	3.85	B 9.95	B 6.45	9.25	6.20	9.85	6.65
15.35	10.25	15.70	10.50	12.75	8.50	14.75	9.85	13.35	8.95	11.30	7.55	Sioux City	La.	4.95	3.30	11.60	9.75	15.35	10.25	15.35	10.25	15.35	10.25	15.35	10.25
2.95	4.35	3.50	2.95	2.00	7.85	5.25	Spokane	Wash.	7.85	5.25	P 3.50	P 2.35	3.50	2.35	P 3.50	P 2.35	A13.05	A 9.90	H 9.85	H 6.30
2.95	2.95	4.35	4.35	7.85	5.25	St. Louis	Mo.	11.90	7.95	11.90	7.95	11.90	7.95	11.90	7.95	11.90	7.95	11.90	7.95
13.90	9.25	13.35	8.95	10.40	6.95	13.90	9.25	11.00	7.40	7.55	5.10	St. Paul	Minn.	11.90	7.95	12.20	10.20	18.30	12.25	18.30	12.25	18.25	12.20	18.25	12.20
18.25	12.20	18.30	12.25	15.35	10.25	17.35	11.55	15.35	10.25	12.20	8.15	Sun Valley	Ketchum	3.20	2.15	3.80	5.80	3.85	M 5.10	9.85	6.90	9.85	6.90	6.65
11.90	12.20	9.25	11.90	7.85	8.10	Tacoma	Wash.	9.25	6.20	P 6.70	P 4.50	2.95	2.00	H 10.40	H 6.95	H 7.55	H 5.10	
15.35	10.25	15.70	10.50	12.75	8.50	14.75	9.85	13.35	8.95	10.75	7.15	Victor	Ida.	2.95	8.10	9.60	9.90
D11.90	D12.20	D 9.25	D11.90	D 9.85	D 7.85	Walla Walla	Wash.	6.40	4.30	7.90	2.95	2.00	5.90	4.00	H12.55	H 8.40	H 9.35	H 6.30
.....	Washington	D. C.	23.75	23.75
.....	West Yellowstone	Mont.	2.95	2.95	8.10	8.10	9.60	9.60

Lower Standard Berth Rate Between Las Vegas, Nevada and Cedar City, Utah, \$2.95.

- (A) Via Salt Lake City.
- (B) From Tacoma, lower standard berth, \$6.70. Lower tourist berth, \$4.50.
- (C) Via Southern Pacific Company and Portland. From Tacoma lower standard berth, \$7.55. Lower tourist berth, \$5.10.
- (D) Also applies via Ogden. Where through car is operated via Salt Lake City charge for side trip Ogden to Salt Lake City and return with privilege of occupying car at Salt Lake City during one-half day's stop-over is \$1.15. When change of cars is necessary and passengers transfer at Salt Lake City instead of Ogden there is no charge for the side trip.
- (E) Via Southern Pacific Company and Portland. From Tacoma, lower standard berth, \$10.40. Lower tourist berth, \$6.95.
- (F) Via Southern Pacific Company and Portland. From Tacoma, lower berth, \$6.95. Lower tourist berth, \$4.65.
- (G) Via Los Angeles.
- (H) Via Southern Pacific Co. and Portland.
- (K) From Tacoma, lower standard berth, \$8.70. Lower tourist berth, \$5.85.

- (L) Via Southern Pacific Co.
- (M) From Tacoma, lower standard berth, \$6.95. Lower tourist berth, \$4.65.
- (N) From Tacoma, lower standard berth, \$3.50. Lower tourist berth, \$2.35.
- (P) Via Direct Lines.
- (Q) From Tacoma, lower standard berth, \$5.80. Lower tourist berth, \$3.85.
- Berth rates to and from Cheyenne, Denver and west apply via Omaha or via Kansas City.

Bedroom Rates: Bedrooms are available on most Union Pacific trains, including the Streamliner trains. See equipment pages 8 to 23 inclusive. Double bedrooms have upper and lower berths. Duplex-Single Bedrooms have only one berth. (See table on opposite page). When occupied by one person, only one rail ticket required.

Exclusive Space Occupancy by One Person: One and one-fourth railroad tickets must be purchased for exclusive use of drawing-room; one and one-tenth tickets for compartment. If Streamliner "City of Los Angeles" or "City of San Francisco" is used, one and one-tenth first class special service charge tickets are required for exclusive occupancy of a compartment, and one and one-fourth first class special service charge tickets for exclusive occupancy of a drawing-room. These tickets are in addition to the regular rail and Pullman tickets. Exception: Only one rail ticket is required for use of a compartment between Chicago, Ill. and Butte, Mont. or Pendleton, Ore. and points north and west thereof (also West Yellowstone, Mont. and Victor, Idaho).

PULLMAN SEAT FARES

Between Various Cities and to Western Park Gateways

(Charges Shown Do Not Include Federal Tax)

Salt Lake City — Lund..... \$1.50	Portland — Seattle..... \$1.20	Denver — Cheyenne..... \$.65
Lund — Las Vegas..... 1.30	Portland — Pendleton..... 1.40	Denver — Laramie..... .95
Las Vegas — Los Angeles..... 1.95	Ogden — Salt Lake City..... .65	Denver — North Platte..... 1.60
Boise — Pocatello..... 1.40	Salt Lake City — Pocatello..... 1.05	Denver — Sterling..... .65
Shoshone — Pocatello..... .65	Omaha — Grand Island..... .90	Kansas City — Topeka..... .65
Shoshone — Salt Lake City..... 1.65	Omaha — North Platte..... 1.75	Kansas City — Manhattan..... .65
Portland — Tacoma..... .90	Omaha — Cheyenne..... 2.95	Kansas City — Salina..... .90

Table of Rates for Various Accommodations in Standard Pullman Sleeping Cars

(Charges shown do not include federal tax)

Where Lower Berth Rate is	Upper Berth Rate is	Room-ette for one Person is	Duplex Single Room for one Person is	Bed Room for one Person is	Bed Room for two Persons is	Bed R'm Suite for three or more Persons is	Com-partm't for one Person is	Com-partm't for two Persons is	Drawing Room for one Person is	Drawing Room for two Persons is	Lower Berth rate is	Upper Berth rate is
\$ 2.35	\$ 1.80	\$ 3.50	\$ 3.75	\$ 4.20	\$ 4.65	\$ 8.10	\$ 4.65	\$ 6.95	\$ 5.80	\$ 8.10	\$ 1.55	\$ 1.25
2.65	2.00	3.80	4.20	4.75	5.25	9.25	5.25	7.55	6.70	9.25	1.80	1.35
2.95	2.20	4.10	4.65	5.25	5.80	10.40	5.80	8.10	7.30	10.40	2.00	1.50
3.20	2.45	4.50	5.15	5.75	6.40	11.55	6.40	9.25	8.10	11.55	2.15	1.65
3.50	2.65	4.90	5.60	6.30	6.95	12.75	6.95	9.85	8.70	12.75	2.35	1.80
3.80	2.90	5.30	6.05	6.80	7.55	13.90	7.55	11.00	9.60	13.90	2.55	1.95
4.10	3.10	5.70	6.50	7.35	8.10	15.05	8.10	11.55	10.15	15.05	2.75	2.10
4.35	3.30	6.15	6.95	7.85	8.70	16.20	8.70	12.20	11.00	16.20	2.95	2.20
4.65	3.55	6.50	7.45	8.40	9.25	17.35	9.25	13.35	11.55	17.35	3.10	2.40
4.95	3.75	6.90	7.90	8.90	9.85	18.50	9.85	14.50	12.45	18.50	3.30	2.55
5.25	4.00	7.35	8.40	9.45	10.40	19.65	10.40	15.05	13.05	19.65	3.55	2.65
5.50	4.20	7.70	8.80	9.90	11.00	20.80	11.00	15.65	13.90	20.80	3.70	2.85
5.80	4.40	8.10	9.25	10.40	11.55	22.00	11.55	16.20	14.50	22.00	3.85	3.00
6.15	4.65	8.55	9.75	10.95	12.20	23.15	12.20	17.35	15.35	23.15	4.10	3.10
6.40	4.85	8.95	10.20	11.45	12.75	24.30	12.75	17.95	15.90	24.30	4.30	3.25
6.70	5.10	9.35	10.70	12.00	13.35	25.45	13.35	19.10	16.80	2		