



Cast  
aside  
your  
cares  
at  
**Sun Valley**  
IDAHO

● For a carefree, joyous vacation, reel and rod sportsmen will find Sun Valley the answer. Near-by lakes and streams teem with trout and other fighting members of the finny tribe. In the Sawtooth mountain region lurks a variety of large and small game.


Golfing, swimming, tennis and skeet-shooting are other pleasant pastimes. All members of the family—there's even a supervised playground for children—will enjoy Sun Valley.

★ ★ ★

P. S. It isn't too early to make reservations for the winter season.

*For further information and reservations see any Union Pacific Railroad representative.  
Or write or wire—*

W. P. ROGERS, Gen'l Mgr.,  
Sun Valley, Idaho



Las Vegas, Nevada

**HOOVER DAM  
and Lake Mead**


● One of the world's greatest engineering and construction projects is Hoover Dam (formerly Boulder Dam). Together with beautiful Lake Mead, the largest man-made lake in the world, they are within a few miles of Las Vegas, Nevada, on the main line of the Union Pacific Railroad. This gay, pleasure-loving city still retains the colorful atmosphere of the Old West.

● When traveling to or from Los Angeles via Union Pacific, arrange to stop over at Las Vegas and make the short trip by motor bus to Hoover Dam.

July 6, 1947

**UNION  
PACIFIC  
RAILROAD**

**TIME TABLES**



July 6, 1947

**UNION  
PACIFIC  
RAILROAD**

**TIME TABLES**

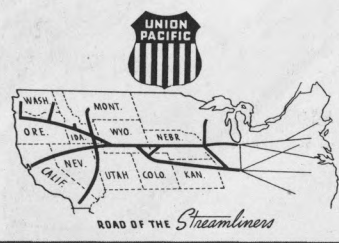





*In cold or heat or snow or rain  
He gets there when he goes by train*

Be Specific -  
say "Union Pacific"

Dependability! That's one big advantage of traveling by train—by Union Pacific. Furthermore . . . the air-conditioned comfort, restful sleep, room to roam, delightful meals . . . all these and other features go to make the train trip a vacation in itself. When going to or from the West go as the seasoned traveler goes, via the road of relaxation . . . Union Pacific.



**UNION PACIFIC RAILROAD**




# Stewardess Service

now available on

DAILY  
*Streamliners*

"CITY OF LOS ANGELES"  
"CITY OF PORTLAND"

● Elderly people and mothers accompanied by children particularly appreciate the courteous attention of these pleasant, capable young women in their trim uniforms. It's another feature that adds to the enjoyment of travel on Union Pacific's daily Streamliners between Chicago-Los Angeles and Chicago-Portland.



*Be Specific - say "Union Pacific"*

**UNION PACIFIC RAILROAD**

GENERAL INDEX

Table with 4 columns: Section, Page, Section, Page. Lists various sections like General Information, Branch Lines in Wyoming, etc., with corresponding page numbers.

GENERAL INFORMATION

Not Responsible. The Union Pacific Railroad is not responsible for errors in time tables, inconvenience or damage resulting from delayed trains or failure to make connections; schedules, consists and designations of trains shown herein are subject to change without notice.

Children under 5 years of age free, when accompanied by parent or guardian; 5 years of age and under 12, one-half fare; 12 years of age or over, full fare.

Exception: In connection with special service charge tickets on streamliner trains, City of Los Angeles and City of San Francisco, the following will govern:

Children five (5) years of age and over will be assessed the adult service charge. Children under five (5) years of age must be accompanied by parent or adult guardian.

Two or more children under five (5) years of age may occupy the same space as may be occupied by one adult passenger upon payment of the special service charge for one adult passenger. The above charges are in addition to the required passage and sleeping car tickets.

No person, who because of mental, physical or other disability, is incapable of caring properly for himself or herself will be received as a passenger unless accompanied by a competent attendant, and no contract for transportation or ticket purchased by or for such a person in contravention of this rule shall be valid.

Adjustment of Fares. In case of dispute with Conductors or Agents, pay the fare required, take receipt and write to C. J. Collins, General Passenger Traffic Manager, Union Pacific Railroad, Omaha 2, Nebraska.

Redemption of Tickets. Tickets unused, or partly used, will be redeemed under tariff regulations at proper value, after deducting proper tariff charges for service rendered thereon.

Limit on Tickets. All regular local and interline one-way tickets will be limited to 30 days in addition to date of sale. Stop-overs will be allowed at all points within limit, upon application to conductor without deposit of ticket.

Side Trips, Stopover and Optional Routes. Ask your local ticket agent or Union Pacific representative for details regarding stop-overs, side trips and optional routes.

Baggage Maximums. For passengers presenting adult ticket, 150 pounds; children's half-fare ticket, 75 pounds. Free allowances subject to tariff stipulations as to contents, weight, value and size.

class of ticket except special coach, 350 pounds of baggage, not exceeding \$100.00 in value, may be checked without additional charge for each adult ticket, and 175 pounds not exceeding \$50.00 in value for each child traveling on half-fare ticket.

Baggage Valuation. Checkable baggage consists of wearing apparel, toilet articles (except liquids) and such personal effects as the passenger may need for use while on the journey. Jewelry, money, valuables, dishes, glassware, liquids, radios, etc., are not checkable and should not be included in baggage.

Passengers are urged, for the convenience and comfort of themselves and others on the train, to check all of their hand baggage except that actually needed for personal use enroute. It will be given best of care in the baggage car and be quickly available at the end of the journey.

Railroads will not be responsible for loss or damage to articles not properly checkable as baggage, or damage caused to legitimate baggage thereby.

Lost Articles should be inquired for by addressing H. C. Forgy, Manager, Mail Baggage and Express Traffic, Union Pacific Railroad, Omaha 2, Nebraska.

Union Pacific Rail Tickets Good Optionally on Buses of Interstate Transit Lines or Union Pacific Stages, Inc. Tickets good for passage over Union Pacific rail lines between any two points between which the Interstate Transit Lines or Union Pacific Stages, Inc., furnish motor bus service will be honored on motor buses with some exceptions. Consult Agent.

In cases where the Interstate Transit Lines or Union Pacific Stages, Inc., do not parallel the Union Pacific but reach a point located on a branch line of the Union Pacific, rail tickets will be honored to such branch line point by Union Pacific Railroad and from such point by the Interstate Transit Lines or Union Pacific Stages, Inc., or the reverse; provided published round trip rail side trip fare or double local is collected from main line junction and side trip rail coupons are attached to the through ticket.

This applies to all classes of tickets—one-way or round trip—except Caretakers or Drivers tickets, tickets endorsed "Railroad Special Rate Order," or tickets endorsed "not good on Motor Bus." Ask agent for particulars.

Mileage on mile posts reads from Council Bluffs, Iowa, legal eastern terminus of the Union Pacific. Mileage in this folder is shown from Omaha because passengers (for operating reasons) transfer at that point, unless traveling in through trains or cars. This accounts for the difference of 2 or 3 miles between mile post and time table mileage in certain instances.

UNION PACIFIC TRAINS USE THESE STATIONS

Table with 4 columns: Location, Address, Location, Address. Lists various stations and their addresses across different states like Idaho, Montana, Wyoming, Nebraska, etc.

INDEX TO UNION PACIFIC STATIONS

Each Time Table is numbered. The numbers opposite the Stations are the numbers of the time tables in which the stations are shown.

Stations marked ■ are located on Divisions indicated by table numbers, but are not shown in folder tables.

Large index table with 10 columns: Table No., Table No., Table No., Table No., Table No., Table No., Table No., Table No., Table No., Table No. Lists station names and their corresponding table numbers.

Table of telephone numbers for various locations in the western United States, including Colorado, Oregon, Nevada, Idaho, Utah, and Wyoming. The table is organized into columns labeled 'Table No.' and lists cities and their corresponding phone numbers.

Continuation of the telephone number table from the previous page, covering locations in California, Arizona, New Mexico, Texas, and other western states. It includes cities like Sacramento, San Francisco, Los Angeles, and many others.

From the Office... or the Home

Telephone Your Travel Requirements

You'll find a list of Union Pacific traffic offices and representatives on last page of this folder

Stations marked ■ are located on Divisions indicated by table numbers, but are not shown in folder tables.

# Union Pacific Streamliner Schedules

# Union Pacific Streamliner Schedules

## Streamliner City of Los Angeles

### Daily Service

Westbound—Read Down		Eastbound—Read Up	
Streamliner No. 103 Extra Fare	Between CHICAGO and LOS ANGELES Extra Fare	Streamliner No. 104 Extra Fare	
	C. & N. W.		
7.20	Lv Chicago (C.T.) Ill. Ar	10.45	
9.32	Lv Clinton Ia. Ar	8.15	
10.46	Lv Cedar Rapids Ia. Ar	6.55	
12.21	Lv Ames Ia. Ar	5.18	
12.40	Lv Boone Ia. Lv	5.05	
3.05	Ar Omaha Neb. Lv	2.50	
3.15	Ar Omaha Union Pacific Neb. Ar	2.40	
5.16	Lv Grand Island Neb. Lv	12.28	
7.08	Ar North Platte (C.T.) Neb. Lv	10.40	
6.07	Lv North Platte (M.T.) Neb. Ar	9.37	
7.50	Lv Sidney Neb. Lv	7.57	
9.35	Ar Cheyenne Wyo. Lv	6.30	
9.45	Ar Cheyenne Wyo. Ar	6.20	
11.07	Lv Laramie Wyo. Lv	5.08	
12.54	Lv Rawlins Wyo. Lv	3.14	
3.09	Lv Green River Wyo. Lv	1.00	
4.53	Lv Evanston Wyo. Lv	11.17	
6.25	Ar Ogden Utah Lv	9.45	
6.35	Ar Ogden Utah Ar	9.35	
7.20	Lv Salt Lake City Utah Lv	8.50	
7.25	Lv Salt Lake City Utah Ar	8.45	
A10.59	Lv Lund Utah Ar	A 5.08	
11.40	Lv Caliente (P.T.) Nev. Ar	2.30	
2.25	Lv Las Vegas Nev. Lv	11.50	
7.25	Lv San Bernardino Cal. Lv	6.38	
7.45	Ar Riverside Cal. Lv	6.12	
8.40	Ar East Los Angeles Cal. Lv	5.20	
9.05	Ar Los Angeles (P.T.) Cal. Lv	5.00	
9.20	Ar Pasadena Cal. Lv	4.10	
9.55	Ar Glendale Cal. Lv	3.30	
9.35	Ar Long Beach Cal. Lv	3.50	
10.05	Ar San Pedro (P.T.) Cal. Lv	3.20	

## Streamliner City of San Francisco

### Three Sailings Each Week

Westbound—Read Down		Eastbound—Read Up	
Streamliner No. 101 Extra Fare	Departs from both Chicago and San Francisco every Tuesday, Thursday and Saturday Extra Fare	Streamliner No. 102 Extra Fare	
	C. & N. W.		
TUE THU SAT	7.30 Lv Chicago (C.T.) Ill. Ar	10.45	THU SAT MON
“ “ “	9.42 Lv Clinton Ia. Ar	8.25	“ “ “
TUE THU SAT	10.56 Lv Cedar Rapids Ia. Ar	7.05	“ “ “
WED FRI SUN	12.32 Lv Ames Ia. Ar	5.28	“ “ “
“ “ “	12.50 Lv Boone Ia. Lv	5.15	“ “ “
“ “ “	3.15 Ar Omaha Neb. Lv	3.00	“ “ “
	Union Pacific		
“ “ “	3.25 Lv Omaha Neb. Ar	2.50	“ “ “
“ “ “	5.25 Ar Grand Island Neb. Lv	12.42	“ “ “
“ “ “	5.26 Lv Grand Island Neb. Ar	12.41	THU SAT MON
“ “ “	7.16 Ar North Platte (C.T.) Neb. Lv	10.48	WED FRI SUN
“ “ “	6.17 Lv North Platte (M.T.) Neb. Ar	9.45	“ “ “
“ “ “	8.03 Lv Sidney Neb. Lv	8.02	“ “ “
“ “ “	9.48 Ar Cheyenne Wyo. Lv	6.35	“ “ “
“ “ “	9.58 Ar Cheyenne Wyo. Ar	6.25	“ “ “
“ “ “	11.17 Ar Laramie Wyo. Lv	5.13	“ “ “
“ “ “	11.18 Lv Laramie Wyo. Ar	5.12	“ “ “
“ “ “	1.04 Ar Rawlins Wyo. Lv	3.19	“ “ “
“ “ “	1.05 Lv Rawlins Wyo. Ar	3.18	“ “ “
“ “ “	3.14 Ar Green River Wyo. Lv	1.05	“ “ “
“ “ “	3.19 Lv Green River Wyo. Ar	1.00	“ “ “
“ “ “	5.03 Lv Evanston Wyo. Lv	11.22	“ “ “
“ “ “	6.35 Ar Ogden (M.T.) Utah Lv	9.50	“ “ “
	Southern Pacific		
“ “ “	5.45 Lv Ogden (P.T.) Utah Ar	8.40	“ “ “
WED FRI SUN	10.01 Lv Carlin Nev. Lv	4.15	WED FRI SUN
THU SAT MON	2.30 Ar Reno Nev. Lv	11.45	TUE THU SAT
“ “ “	6.55 Ar Sacramento Cal. Lv	7.15	“ “ “
“ “ “	8.25 Ar Berkeley Cal. Lv	5.46	“ “ “
“ “ “	8.34 Ar Oakland (16th St.) Cal. Lv	5.37	“ “ “
“ “ “	8.40 Ar Oakland Pier Cal. Lv	5.30	“ “ “
THU SAT MON	9.15 Ar San Francisco (P.T.) Cal. Lv	5.00	TUE THU SAT

Special Service Charges on Streamliners "City of Los Angeles" and "City of San Francisco" in effect July 6, 1947. Subject to change without notice. (Charges shown do not include federal tax)

BETWEEN AND	Chicago, Ill.	C. & N. W. Omaha, Neb.	G. Island, Neb.	N. Platte, Neb.	Sidney, Neb.	Cheyenne, Wyo.	Laramie, Wyo.	Rawlins, Wyo.	Gr. River, Wyo.	Evanston, Wyo.	Ogden, Utah	Salt Lake City, Utah
Ogden, Utah..... Sleeper	11.25	7.50	7.50	7.50	7.50	3.75	3.75	3.75	3.75	3.75	3.75	3.75
Coach	3.75	2.50	2.50	2.50	2.50	1.25	1.25	1.25	1.25	1.25	1.25	1.25
Salt Lake Cy., Ut. Sleeper	11.25	7.50	7.50	7.50	7.50	3.75	3.75	3.75	3.75	3.75	3.75	3.75
Coach	3.75	2.50	2.50	2.50	2.50	1.25	1.25	1.25	1.25	1.25	1.25	1.25
Las Vegas, Nev. Sleeper	15.00	11.25	11.25	11.25	11.25	7.50	7.50	7.50	7.50	7.50	7.50	7.50
Coach	5.00	3.75	3.75	3.75	3.75	2.50	2.50	2.50	2.50	2.50	2.50	2.50
San Bernardino, Cal. Sleeper	15.00	11.25	11.25	11.25	11.25	7.50	7.50	7.50	7.50	7.50	7.50	7.50
Coach	5.00	3.75	3.75	3.75	3.75	2.50	2.50	2.50	2.50	2.50	2.50	2.50
Los Angeles, Cal. Sleeper	15.00	11.25	11.25	11.25	11.25	7.50	7.50	7.50	7.50	7.50	7.50	7.50
Coach	5.00	3.75	3.75	3.75	3.75	2.50	2.50	2.50	2.50	2.50	2.50	2.50
Reno, Nev. Sleeper	15.00	11.25	11.25	11.25	11.25	7.50	7.50	7.50	7.50	7.50	7.50	7.50
Coach	5.00	3.75	3.75	3.75	3.75	2.50	2.50	2.50	2.50	2.50	2.50	2.50
Sacramento, Cal. Sleeper	15.00	11.25	11.25	11.25	11.25	7.50	7.50	7.50	7.50	7.50	7.50	7.50
Coach	5.00	3.75	3.75	3.75	3.75	2.50	2.50	2.50	2.50	2.50	2.50	2.50
San Francisco, Cal. Sleeper	15.00	11.25	11.25	11.25	11.25	7.50	7.50	7.50	7.50	7.50	7.50	7.50
Coach	5.00	3.75	3.75	3.75	3.75	2.50	2.50	2.50	2.50	2.50	2.50	2.50

### Footnotes for Page 6

- ◆ Reservations for space, Pullman or coach, on the "City of Los Angeles" and the "City of San Francisco" must be obtained before the train is boarded and should be applied for as much in advance as possible. Extra fare tickets will not be sold unless space has been reserved, and each person, including children of any age, who is to occupy space to the exclusion of other passengers, must hold such space assignment before he will be permitted to board train. Lounge cars are for use of sleeping car passengers and seats in them will not be reserved or sold. Reduced fare tickets for Clergy, charity, furlough, etc., are not honored on these trains.
- ⊕ Stops only to take or let off paying passengers to or from Ogden and beyond.
- Persons using "City of Los Angeles", "City of San Francisco" and "City of Portland", should ask Baggage Agents or any Union Pacific representative to attach to each piece of checked baggage a distinctive tag indicating train on which it is to be handled.
- △ Stops only to let off or take paying passengers for or from Omaha and beyond.
- ▲ Motor bus connection at East Los Angeles.
- A Stops only to let off or take paying passengers for or from Utah-Arizona National Parks.
  - Nos. 105 and 106 stop at Rock Springs to take or let off paying passengers to or from Pocatello or Cheyenne or beyond.
- \* Regular daily trains Nos. 457 and 408 between Portland and Seattle; for additional train service between Portland and Seattle see page 35.
- (C.T.) Central time. (M.T.) Mountain time. (P.T.) Pacific time. (f) Stops only on signal.

## Streamliner City of Denver

### Daily Service

Westbound—Read Down		Eastbound—Read Up	
Streamliner No. 111 Extra Fare	Between CHICAGO and DENVER No Extra Fare	Streamliner No. 112 Extra Fare	
	C. & N. W.		
5.00	Lv Chicago (C.T.) Ill. Ar	9.35	
6.28	Lv Oak Park Ill. Ar	9.15	
7.02	Lv Dixon Ill. Lv	7.51	
8.15	Lv Sterling Ill. Lv	7.41	
9.20	Lv Clinton Ill. Lv	7.15	
9.55	Lv Cedar Rapids Iowa Lv	6.00	
10.15	Lv Marshalltown Iowa Lv	4.53	
12.25	Lv Ames Iowa Lv	4.20	
12.45	Lv Boone Iowa Lv	4.07	
12.55	Lv Carroll Iowa Lv	3.21	
H 1.29	Ar Council Bluffs Iowa Lv	2.00	
2.05	Ar Omaha Union Pacific Neb. Ar	1.50	
2.59	Lv Fremont Neb. Lv	1.40	
3.33	Lv Columbus Neb. Lv	12.23	
4.47	Lv Grand Island Neb. Lv	11.35	
5.47	Lv Kearney Neb. Lv	10.59	
6.00	Ar North Platte (C.T.) Neb. Ar	9.50	
6.00	Ar North Platte (M.T.) Neb. Ar	8.47	
8.00	Lv Julesburg Colo. Lv	7.44	
	Lv Sterling Colo. Lv	6.57	
	Lv La Salle Colo. Lv	5.43	
	Lv Denver (M.T.) Colo. Lv	5.00	

## Streamliner City of St. Louis

### Daily Service

Westbound—Read Down		Eastbound—Read Up	
Streamliner No. 9 Extra Fare	Between ST. LOUIS, KANSAS CITY, DENVER and CHEYENNE No Extra Fare	Streamliner No. 10 Extra Fare	
	Wabash		
3.30	Lv St. Louis (Un. Sta.) (C.T.) Mo. Ar	1.50	
3.43	Lv St. Louis (Delmar Blvd.) Mo. Ar	1.30	
5.18	Lv Mexico Mo. Lv	11.58	
5.34	Lv Centralia Mo. Lv	11.43	
6.00	Lv Moberly Mo. Lv	11.17	
8.25	Ar Kansas City Mo. Lv	9.00	
8.45	Ar Kansas City Union Pacific Mo. Ar	8.45	
R 9.25	Lv Lawrence Kan. Lv	T 8.04	
9.53	Lv Topeka Kan. Lv	7.38	
10.42	Lv Manhattan Kan. Lv	6.45	
11.10	Lv Junction City Kan. Lv	6.20	
11.59	Lv Salina Kan. Lv	5.25	
1.42	Lv Hays Kan. Lv	3.45	
2.05	Ar Ellis (C.T.) Kan. Lv	3.30	
1.10	Lv Ellis (M.T.) Kan. Ar	2.25	
2.26	Lv Oakley Kan. Lv	1.06	
3.15	Lv Sharon Springs Kan. Lv	12.21	
4.58	Lv Hugo Colo. Lv	10.45	
5.18	Lv Limon Colo. Lv	10.27	
7.00	Ar Denver Colo. Lv	9.00	
7.15	Lv Denver Colo. Ar	8.45	
8.16	Lv Greeley Colo. Lv	7.35	
9.35	Ar Cheyenne (M.T.) Wyo. Lv	6.35	
3.15	Ar Los Angeles (P.T.) Cal. Lv	9.30	
3.20	Ar San Francisco (P.T.) Cal. Lv	11.00	
5.30	Ar Portland (P.T.) Ore. Lv	8.10	

### Footnotes for Page 7

- Reservations for space, Pullman or coach, should be applied for as much in advance as possible. This applies to both coaches and Pullmans.
- ⊕ Stops to let off paying passengers from Denver and beyond. Does not take local passengers from Oak Park to Chicago.
- H Stops to let off paying passengers from Chicago; also to take for Denver.
- P Stops to let off paying passengers from Denver; also to take for Chicago.
- R Stops to take paying passengers for Denver and beyond.
- T Stops to let off paying passengers from Denver or beyond.
- (C.T.) Central time. (M.T.) Mountain time. (P.T.) Pacific time.

## CONSULT THIS CALENDAR in connection with Union Pacific Streamliner Sailing Dates

1947 JULY 1947						
SUN	MON	TUE	WED	THU	FRI	SAT
	1	2	3	4	5	
6	7	8	9	10	11	12
13	14	15	16	17	18	19
20	21	22	23	24	25	26
27	28	29	30	31		

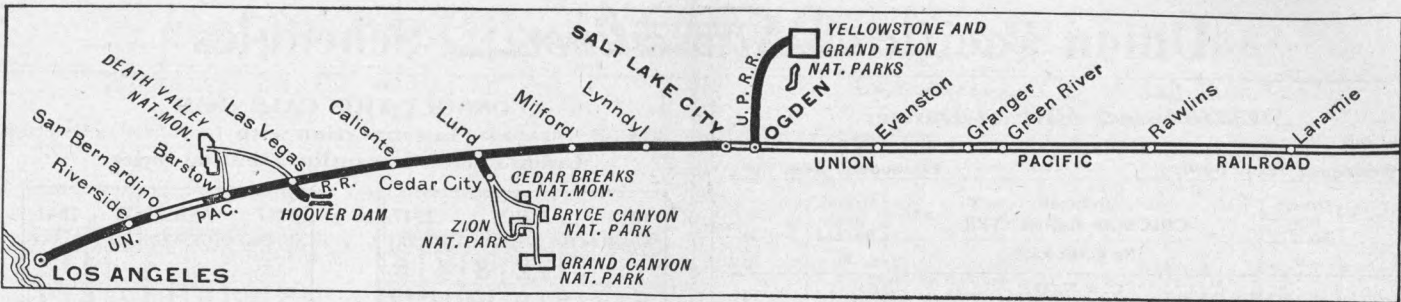
1947 AUGUST 1947						
SUN	MON	TUE	WED	THU	FRI	SAT
					1	2
3	4	5	6	7	8	9
10	11	12	13	14	15	16
17	18	19	20	21	22	23
24	25	26	27	28	29	30

1947 SEPTEMBER 1947						
SUN	MON	TUE	WED	THU	FRI	SAT
1	2	3	4	5	6	
7	8	9	10	11	12	13
14	15	16	17	18	19	20
21	22	23	24	25	26	27
28	29	30				

1947 OCTOBER 1947						
SUN	MON	TUE	WED	THU	FRI	SAT
		1	2	3	4	
5	6	7	8	9	10	11
12	13	14	15	16	17	18
19	20	21	22	23	24	25
26	27	28	29	30	31	

1947 NOVEMBER 1947						
SUN	MON	TUE	WED	THU	FRI	SAT
						1
2	3	4	5	6	7	8
9	10	11	12	13	14	15
16	17	18	19	20	21	22
23	24	25	26	27	28	29

1947 DECEMBER 1947						
SUN	MON	TUE	WED	THU	FRI	SAT
1	2	3	4	5	6	
7	8	9	10	11	12	13
14	15					



### CHICAGO to LOS ANGELES via Omaha

Table A Condensed Schedules		Stream- liner City of Los Ang. 103 Daily Example	Los Angeles Limited 1 Daily Example	San Fran Overland Utahn 27-3 Daily Example	Pacific- Pony Express 21-37 Daily Example
Lv New York (E.T.) N.Y.C.	Ar Chicago (C.T.)	5.10 SA			
Lv New York (E.T.) Penn.RR	Ar Chicago (C.T.)	5.45 SA			
Lv Wash'gton (E.T.) Penn.RR	Ar Chicago (C.T.)	5.30 SA			
Lv Chicago (C.T.) C. & N.W.	Ar Omaha	7.20 SU 3.05 MO	12.01 SU 9.35 MO	3.00 SU 12.35 MO	8.00 SU 8.00 MO
Lv Minneapolis C. & N.W.	Ar St. Paul	8.40 SU	8.40 SU	8.45 SU	9.25 SU
Lv St. Louis (Wab.)	Ar Omaha			7.50 SU	8.20 MO
Lv Omaha (C.T.) Un. Pac.	Ar Fremont	3.15 MO	10.00 SU	1.00 MO	8.30 MO
Ar Columbus					
Ar Grand Island		5.16	12.40 MO	3.40	11.25
Ar Kearney					12.11
Ar North Platte (C.T.)		7.06	3.00	5.55	2.00
Ar North Platte (M.T.)		6.07	2.30	5.05	1.10
Ar Sidney		7.50	4.48	7.23	3.50
Ar Cheyenne		9.35 MO	6.50 MO	9.25 MO	6.10 MO
Lv St. Louis (Wab.) (C.T.)	Ar Kansas City (Un. Pac.)	3.30 SU 8.45		3.30 SU 8.45	11.30 SU 5.20 MO
Lv Denver (M.T.)		7.15 MO		7.15 MO	
Lv Cheyenne		9.45 MO	7.05 MO	10.00 MO	6.25 MO
Ar Laramie		11.07	8.40	11.40	8.10
Ar Rawlins		12.54	10.55	2.00	10.50 MO
Ar Rock Springs				4.12	1.25 TU
Ar Green River		3.09	1.50	5.00	2.10
Ar Evanston		4.53	3.57	7.10	4.30
Ar Ogden		6.25	5.45	9.00	6.25
Lv Ogden		6.35	6.00	9.30	7.15
Lv Salt Lake City		7.20	6.50	10.25	8.10
Lv Salt Lake City		7.25	7.05	10.45	8.45
Lv Milford			10.55	2.30 TU	2.20
Ar Lund		10.59 MO	11.30 MO	3.15 TU	3.15 TU
Ar Cedar City		6.30 TU	6.30 TU	6.30 TU	4.30 TU
Lv Cedar City		9.30 MO	9.30 MO	9.30 TU	2.00 TU
Lv Lund		10.59 MO	11.30 MO	3.15 TU	3.15 TU
Ar Caliente (M.T.)		12.35 TU	1.45 TU	5.15	5.40
Lv Caliente (P.T.)		11.40	12.55	4.25	4.55
Ar Las Vegas		2.25 TU	4.00	7.30	8.35 TU
Ar San Bernardino		7.20	9.55	1.20	4.15 WE
Ar Riverside		7.45	10.23	1.47	4.55
Ar East Los Angeles		8.40	11.30	2.50	6.40
Ar Los Angeles (P.T.)		9.05 TU	11.55 TU	3.15 TU	7.15 WE
Ar Pasadena		9.20 TU	12.10 TU	3.30 TU	7.25 WE
Ar Glendale		9.55 TU	12.45 TU	4.05 TU	8.00 WE
Ar Anaheim		9.50 TU	12.40 TU	4.00 TU	7.55 WE
Ar Long Beach		9.35 TU	12.25 TU	3.45 TU	7.40 WE
Ar San Pedro (P.T.)		10.05 TU	1.00 TU	4.15 TU	8.15 WE

**Equipment for Page 8**

★ **NO. 103—Streamliner CITY OF LOS ANGELES—DAILY—Extra Fare**  
Cars from Chicago run via C. & N. W. east of Omaha.  
Club Lounge Car ⊗ . . . . . Chicago to Los Angeles—(Barber, valet, bath, radio.)  
Standard Sleeping Cars . . . . . Chicago to Los Angeles—Drawing-rooms, Compartments, Bedrooms, Roomettes, Sections (5 cars).  
Reclining Seat Coaches . . . . . Chicago to Los Angeles—(all reserved).  
Coach Lounge Car . . . . . Chicago to Los Angeles.  
Dining Car . . . . . A la carte and club or table d'hote service.

★ **NO. 1—LOS ANGELES LIMITED—DAILY—No Extra Fare**  
Cars from Chicago and Minneapolis-St. Paul run via C. & N. W. east of Omaha.  
Club Lounge Car ⊗ . . . . . Chicago to Los Angeles—(Barber, valet, radio).  
Standard Sleeping Cars . . . . . Chicago to Los Angeles—2 Drawing-rooms, 4 Compartments, 4 Double Bedrooms.  
Chicago to Los Angeles—6 Sections, 6 Roomettes, 4 Double Bedrooms.  
Chicago to Los Angeles—12 Sections, D. R. (2 cars).  
New York to Los Angeles—6 Sections, 6 Double Bedrooms (N.Y.C. No. 63 to Chicago).  
New York to Los Angeles—6 Sections, 6 Double Bedrooms (P.R.R. No. 71 to Chicago).  
Washington to Los Angeles—12 Sections, D.R. (P.R.R. No. 71 to Chicago).  
Minneapolis-St. Paul to Los Angeles—6 Sec., 6 Rmte, 4 Double Bedrooms (203-10-203 to Omaha).  
Chicago to Denver—12 Sections, D. R. (No. 15 beyond North Platte).  
Omaha to Denver—12 Sections, 2 Double Bedrooms (No. 15 beyond North Platte).  
Reserved Seat Coaches . . . . . Chicago to Los Angeles (2 cars—reclining seats).  
Chicago to Denver—(No. 15 beyond North Platte).  
Dining Car . . . . . A la carte and club or table d'hote service.

★ **NO. 27-3—SAN FRANCISCO OVERLAND—UTAHN—DAILY**  
27 to Cheyenne; 3 to Los Angeles. Cars from Chicago run via C. & N. W. east of Omaha.  
Club Lounge Car Service ⊗ . . . . . Chicago to Los Angeles.  
Standard Sleeping Cars . . . . . Chicago to Cheyenne—Drawing rooms, Compartments, Bedrooms, Roomettes, Sections (No. 27 to San Francisco).  
Cheyenne to Los Angeles—6 Sections, 6 Roomettes, 4 Double Bedrooms (No. 9 from St. Louis).  
Salt Lake City to Los Angeles—12 Sections, D. R.  
Salt Lake City to Cedar City—10 Sections, D. R., Compt. (No. 301 beyond Lund).  
Cedar City to Los Angeles—10 Sections, D.R., Compts. (No. 302 to Lund).  
Reclining Seat Coaches . . . . . Chicago to Cheyenne (No. 27 to San Francisco—all seats reserved).  
Omaha to Los Angeles (No. 13 to Cheyenne).  
Cheyenne to Los Angeles (No. 9 from St. Louis—all seats reserved).  
Dining Car . . . . . A la carte and club or table d'hote service.

★ **21-37—PACIFIC—PONY EXPRESS—DAILY**  
21 to Ogden; 37 to Los Angeles. Cars from Chicago run via C. & N. W. east of Omaha.  
Club Lounge Car Service ⊗ . . . . . Chicago to Los Angeles.  
Standard Sleeping Cars . . . . . Chicago to Los Angeles—12 Sections, D.R. Chicago to Salt Lake City—10 Sec., 3 Dbl. Bedrooms. Butte to Los Angeles—10 Sections, 3 Double Bedrooms (No. 30 to Salt Lake City).  
Las Vegas to Los Angeles—10 Sections, D.R., Compts.  
Reclining Seat Coaches . . . . . Chicago and Omaha to Los Angeles.  
Ogden to Los Angeles (No. 37 from Kansas City).  
Dining Car . . . . . A la carte and club or table d'hote service.

**Footnotes for Page 8**

⊗ Club and lounge cars are for the exclusive use of standard sleeping car passengers. The City of Los Angeles has a lounge car for coach passengers.

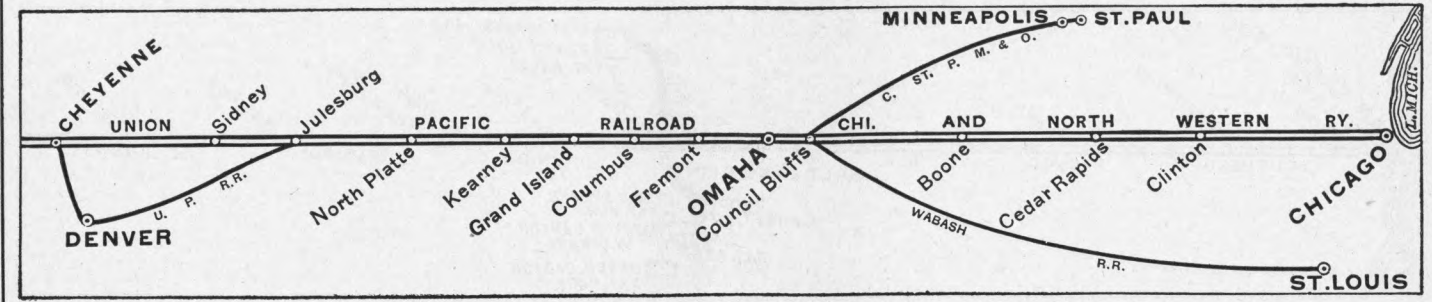
■ Conditional stop; see Tables 1 and 3.

◆ Motor Bus connections with main line trains at East Los Angeles.

▲ Motor bus between Lund and Cedar City.

□ Runs via Borie Cut-off; not via Cheyenne. (f) Stops only on signal.

★ Regularly assigned through cars air-conditioned. (E.T.) Eastern time. (C.T.) Central time. (M.T.) Mountain time. (P.T.) Pacific time. Time from 12.01 midnight to 12.00 noon shown in light face type. Time from 12.01 noon to 12.00 midnight shown in heavy face type.



### LOS ANGELES to CHICAGO via Omaha

Table A Condensed Schedules		Stream- liner City of Los Ang. 104 Daily Example	Los Angeles Limited 2 Daily Example	Utahn- San Fran. Overland 4-28 Daily Example	Pony Express- Pacific 38-22 Daily Example
Lv San Pedro (P.T.)	Ar Long Beach	3.20 SU 3.50 SU	10.00 SU 10.30 SU	8.00 SU 8.35 SU	4.30 SU 5.00 SU
Lv Anaheim		3.45 SU	10.25 SU	8.25 SU	4.55 SU
Lv Glendale	Lv Pasadena	3.30 SU 4.10 SU	10.20 SU 10.55 SU	8.20 SU 8.55 SU	4.45 SU 5.25 SU
Lv Los Angeles (P.T.)	Ar East Los Angeles	5.00 SU 5.20	11.30 SU 11.55	9.30 SU 9.55	6.00 SU 6.25
Ar Riverside	Ar San Bernardino	6.12	1.00	11.00	7.55
Lv Las Vegas	Ar Caliente (P.T.)	6.38	1.25	11.25	8.35 SU
Ar Caliente (M.T.)	Lv Lund	11.50 SU 2.30 MO 3.35	7.35	5.40	3.45 MO 7.20
Ar Cedar City		6.30 MO	6.30 MO	6.30 MO	11.57 SU 10.50 MO
Lv Cedar City		9.30 SU	9.30 SU	9.30 SU	9.35 MO
Lv Lund	Ar Milford	10.58 MO	1.31 MO	11.57 SU	10.50 MO
Ar Salt Lake City	Ar Ogden	8.45	6.15	4.40	4.45
Ar Ogden	Ar Evanston	8.50	6.30	5.00	5.20
Ar Salt Lake City	Ar Green River	9.35	7.25	5.55	6.15
Ar Rawlins	Ar Rock Springs	9.45	7.45	6.20	7.15
Ar Laramie	Ar Rawlins	11.17	9.45	8.20	9.20 MO
Ar Cheyenne (M.T.)	Ar Laramie	1.00	12.01	10.40	12.25 TU
Ar Denver	Ar St. Louis (Wab.)	3.14	2.43	10.59	12.45
Ar Kansas City (C.T.)		5.08	5.15	4.10	6.10
Ar St. Louis (Wab.)		6.20 MO	6.40 MO	5.40 MO	7.40 TU
Lv Cheyenne (M.T.)	Ar Denver	6.30 MO	6.55 MO	6.37 MO	8.05 TU
Lv Sidney	Ar Kansas City (C.T.)	7.57	8.40	8.22	10.17
Ar North Platte (M.T.)	Ar St. Louis (Wab.)	9.37	10.45 MO	10.25	12.42
Lv North Platte (C.T.)		10.40 MO	12.05 TU	11.35 MO	1.52
Ar Kearney					3.38
Ar Grand Island		12.28 TU	2.30	2.10	4.47
Ar Columbus					f 5.59
Ar Fremont					f 6.59
Ar Omaha		2.40 TU	5.00 TU	4.50 TU	8.00 TU
Lv Omaha (Wab.)					8.20 TU
Ar St. Louis					7.55 WE
Lv Omaha C. & N. W.		2.50 TU	5.20 TU	5.10 TU	8.45 TU
Ar Chicago (C.T.)		10.45 TU	3.00 TU	2.50 TU	8.15 WE
Lv Chicago (CT) Penn.RR			5.30 TU		11.30 WE
Ar Washington (E.T.)			11.15 WE		7.35 TH
Lv Chicago (CT) Penn.RR			5.30 TU		
Ar New York (E.T.)			11.30 WE		
Lv Chicago (CT) N.Y.C.			6.00 TU		
Ar New York (E.T.)			11.59 WE		
Lv Omaha C. & N. W.			8.15 TU		9.45 TU
Ar Sioux City			11.25 TU		12.45 WE
Ar St. Paul			6.55 TU		7.45
Ar Minneapolis (C.T.)			7.25 TU		8.20 WE

**Equipment for Page 9**

★ **NO. 104—Streamliner CITY OF LOS ANGELES—DAILY—Extra Fare**  
Cars to Chicago run via C. & N. W. east of Omaha.  
Club Lounge Car ⊗ . . . . . Los Angeles to Chicago—(Barber, valet, bath, radio).  
Standard Sleeping Cars . . . . . Los Angeles to Chicago—Drawing-rooms, Compts., Bedrooms, Roomettes, Sections (5 cars).  
Reclining Seat Coaches . . . . . Los Angeles to Chicago—(all seats reserved).  
Coach Lounge Car . . . . . Chicago to Los Angeles.  
Dining Car . . . . . A la carte and club or table d'hote service.

★ **NO. 2—LOS ANGELES LIMITED—DAILY—No Extra Fare**  
Cars to Chicago and St. Paul-Minneapolis run via C. & N. W. east of Omaha.  
Club Lounge Car ⊗ . . . . . Los Angeles to Chicago—(Barber, valet, radio).  
Standard Sleeping Cars . . . . . Los Angeles to Chicago—2 Drawing-rooms, 4 Compartments, 4 Double Bedrooms.  
Los Angeles to Chicago—6 Sections, 6 Roomettes, 4 Double Bedrooms.  
Los Angeles to Chicago—12 Sections, D. R. (2 cars).  
Los Angeles to New York—6 Sections, 6 Double Bedrooms (N.Y.C. No. 22 east of Chicago).  
Los Angeles to New York—6 Sections, 6 Double Bedrooms (P.R.R. No. 42 east of Chicago).  
Los Angeles to Washington—12 Sections, D.R. (P.R.R. No. 42 east of Chicago).  
Los Angeles to St. Paul-Minneapolis—6 Sections, 6 Roomettes, 4 Double Bedrooms. (C. & N. W. 204-9-204 east of Omaha).  
Denver to Chicago—12 Sections, D. R. (No. 16 to North Platte).  
Denver to Omaha—12 Sections, 2 Double Bedrooms (No. 16 to North Platte—occupancy until 7:30 a.m.).  
Reserved Seat Coaches . . . . . Los Angeles to Chicago (2 cars—reclining seats).  
Denver to Chicago (No. 16 to North Platte).  
Dining Car . . . . . A la carte and club or table d'hote service.

★ **NO. 4-28—UTAHN—SAN FRANCISCO OVERLAND—DAILY**  
4 to Cheyenne; 28 to Chicago.  
Cars to Chicago run via C. & N. W. east of Omaha.  
Club Lounge Car Service ⊗ . . . . . Los Angeles to Chicago.  
Standard Sleeping Cars . . . . . Los Angeles to Cedar City—10 Sec., D. R., Compts. (No. 301 Lund to Cedar City).  
Los Angeles to Salt Lake City—12 Sections, D. R.  
Cedar City to Salt Lake City—10 Sections, D. R., Compts. (No. 302 to Lund).  
Los Angeles to Cheyenne—6 Sections, 6 Roomettes, 4 Double Bedrooms (No. 10 to St. Louis).  
Cheyenne to Chicago—Drawing-rooms, Compartments, Bedrooms, Roomettes, Sections (No. 28 from San Francisco).  
Reclining Seat Coaches . . . . . Los Angeles to Omaha (No. 14 east of Cheyenne).  
Cheyenne to Chicago (No. 28 from San Francisco—all seats reserved).  
Los Angeles to Cheyenne (No. 10 to St. Louis—all seats reserved).  
Dining Car . . . . . A la carte and club or table d'hote service.

★ **NO. 38-22—PONY EXPRESS—PACIFIC—DAILY**  
38 to Ogden; 22 to Chicago. Cars to Chicago run via C. & N. W. east of Omaha.  
Club Lounge Car Service ⊗ . . . . . Los Angeles to Chicago.  
Standard Sleeping Cars . . . . . Los Angeles to Butte—10 Sections, 3 Double Bedrooms (No. 20 north of Salt Lake City).  
Salt Lake City to Chicago—10 Sec., 3 Dbl. Bedrooms.  
Los Angeles to Las Vegas—10 Sections, D. R., Compts.  
Reclining Seat Coaches . . . . . Los Angeles to Ogden (for Kansas City).  
Los Angeles to Omaha and Chicago.  
Dining Car . . . . . A la carte and club or table d'hote service.

**Footnotes for Page 9**

⊗ Club and lounge cars are for the exclusive use of standard sleeping car passengers. The City of Los Angeles has a lounge car for coach passengers.

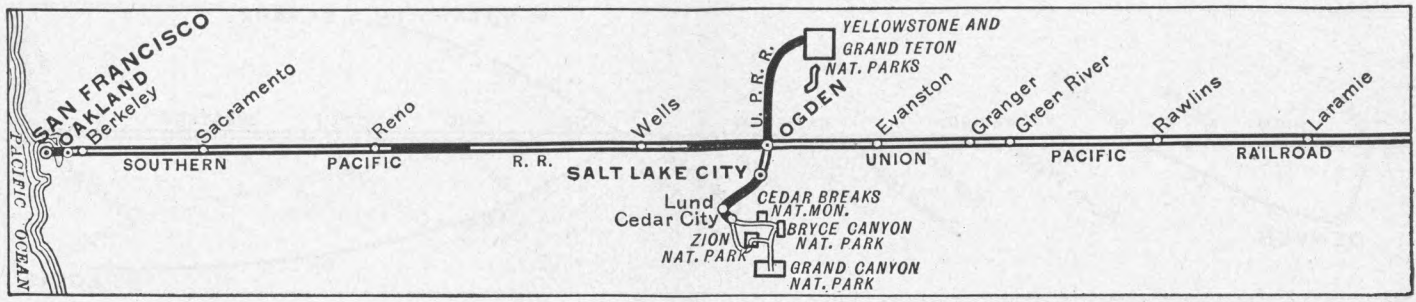
■ Conditional stop; see Tables 1 or 3. ★ Regularly assigned through cars air-conditioned.

□ Runs via Borie; not via Cheyenne.

◆ Motor bus connections with main line trains at East Los Angeles.

▲ Motor bus between Lund and Cedar City. (f) Stops only on signal.

(E.T.) Eastern time. (C.T.) Central time. (M.T.) Mountain time. (P.T.) Pacific time. Time from 12.01 midnight to 12.00 noon shown in light face type. Time from 12.01 noon to 12.00 midnight shown in heavy face type.



**CHICAGO to SAN FRANCISCO via Omaha**

Table B Condensed Schedules	Streamliner City of San Francisco 101 Example	San Francisco Overland 27 Daily Example	San Francisco Challenger 23 Daily Example	Pacific 21 Daily Example
Lv New York (E.T.) N.Y.C.		6.15 SAT		
Ar Chicago (C.T.)		11.50 SUN		
Lv New York (E.T.) Penn.R.R.		5.45 SAT		
Ar Chicago (C.T.)		9.45 SUN		
Lv Washington (E.T.) B & O.				10.45 SAT
Ar Chicago (C.T.)				2.40 SUN
Lv Wash'gton (E.T.) Penn.R.R.				11.35 SAT
Ar Chicago (C.T.)				3.40 SUN
C. & N. W.				
Lv Chicago (C.T.)	7.30 TUE	3.00 SUN	8.10 SUN	8.00 SUN
Lv Clinton	9.42 "	5.25 "	11.10 "	10.40 "
Lv Cedar Rapids	10.56 "	6.45 "	12.50 MON	12.20 MON
Ar Council Bluffs		12.10 MON	8.10 "	7.30 "
Ar Omaha	3.15 WED	12.35 MON	8.40 MON	8.00 MON
C. & N. W.				
Lv Minneapolis		8.40 SUN	8.45 SUN	8.40 SUN
Lv St. Paul		9.20 "	9.25 SUN	9.25 SUN
Lv Sioux City		5.35 "	5.05 MON	5.05 MON
Ar Omaha		8.20 SUN	7.50 MON	7.50 MON
Lv St. Louis (Wab.)			7.50 SUN	7.50 SUN
Ar Omaha			8.20 MON	8.20 MON
Union Pacific				
Lv Omaha (C.T.)	3.25 WED	1.00 MON	9.10 MON	8.30 MON
" Fremont		1.00 "	9.59 "	8.30 "
" Columbus		1.00 "	10.58 "	8.30 "
" Grand Island	5.26 "	3.40 "	12.30 "	11.25 "
" Kearney		1.25 "	1.25 "	12.11 "
Ar North Platte (C.T.)	7.16 "	5.55 "	3.25 "	2.00 "
Lv North Platte (M.T.)	6.17 "	5.05 "	2.35 "	1.10 "
" Sidney	8.03 "	7.23 "	5.25 "	3.50 "
Ar Cheyenne	9.48 WED	9.25 MON	7.50 MON	6.10 MON
Lv St. Louis (Wab.) (C.T.)		3.30 SUN	11.30 SUN	11.30 SUN
Lv Kansas City (Un. Pac.)		8.45 SUN	11.30 SUN	11.30 SUN
Lv Denver (M.T.)		7.15 MON	5.20 MON	5.20 MON
Lv Cheyenne	9.58 WED	10.05 MON	8.10 MON	6.25 MON
" Laramie	11.18 "	11.50 "	10.05 MON	8.10 "
" Rawlins	1.05 "	2.10 "	1.10 TUE	10.50 MON
" Rock Springs		4.12 "	4.12 "	1.25 TUE
Ar Green River	3.14 "	4.45 "	4.40 "	1.50 "
Lv Green River	3.19 "	5.05 "	5.00 "	2.10 "
" Evanston	5.03 "	7.20 "	7.30 "	4.30 "
Ar Ogden (M.T.)	6.35 WED	9.05 MON	9.30 TUE	6.25 TUE
Lv Salt Lake City (M.T.)		8.00 MON	6.30 TUE	6.30 TUE
Southern Pacific				
Lv Ogden (P.T.)	5.45 WED	8.30 MON	9.15 TUE	7.15 TUE
" Reno	2.27 THU	7.35 TUE	10.50 TUE	9.05 "
" Truckee		8.33 "	12.01 WED	10.20 TUE
Ar Sacramento	6.55 "	12.35 "	5.05 "	3.30 WED
Lv Sacramento	7.00 "	12.40 "	5.25 "	4.15 "
Ar Berkeley	8.28 "	2.30 "	7.46 "	6.42 "
" Oakland (16th St.)	8.38 "	2.42 "	7.58 "	7.00 "
" Oakland Pier	8.45 "	2.50 "	8.05 "	7.10 "
Ar San Francisco (P.T.)	9.15 THU	3.20 TUE	8.50 WED	7.50 WED

**Equipment for Page 10**

★ **NO. 101—Streamliner CITY OF SAN FRANCISCO—Extra Fare**  
Leaves Chicago via C. & N. W. Tuesday, Thursday and Saturday of each week.  
Arrives San Francisco via Southern Pacific.  
Club Car ⊙... Chicago to San Francisco (Valet, radio).  
Standard Sleeping Cars... Chicago to San Francisco—Drawing-rooms, Compts., Bedrooms, Roomettes, Sections (9 cars).  
Reclining Seat Coaches... Chicago to San Francisco—(all seats reserved).  
Coffee Shop Dining Car... A la carte and club or table d'hote service.  
Main Dining Car... A la carte and club or table d'hote service.

★ **NO. 27—SAN FRANCISCO OVERLAND—DAILY**  
Pullmans and reserved seat coaches, no extra fare, Chicago to San Francisco.  
Cars from Chicago run via C. & N. W. to Omaha; U. P. to Ogden; S. P. to San Francisco.  
Club Lounge Car ⊙... Chicago to San Francisco (Barber, valet, radio).  
Standard Sleeping Cars... New York to San Francisco—10 Sections, Drawing room, Compartments (P.R.R. No. 71 to Chicago).  
New York to San Francisco—8 Sec., Drawing-room, Compartments (N.Y.C. No. 19 to Chicago).  
Chicago to San Francisco—2 Drawing-rooms, 4 Compartments, 4 Double Bedrooms.  
Chicago to San Francisco—6 Sections, 6 Roomettes, 4 Double Bedrooms (2 cars).  
Chicago to Cheyenne—10 Sections, D. R., Compts. (Nos. 3-11-35 to West Yellowstone).  
Cheyenne to San Francisco—6 Sections, 6 Roomettes, 4 Double Bedrooms (Wab.—U. P. 9 from St. Louis).  
Salt Lake City to San Francisco—10 Sections, D. R., Compts. (No. 29 to Ogden).

Reclining Seat Coaches... Chicago to San Francisco (3 cars—48 seats each—all reserved).  
Coffee Shop Dining Car... A la carte and club or table d'hote service.  
Main Dining Car... A la carte and club or table d'hote service.

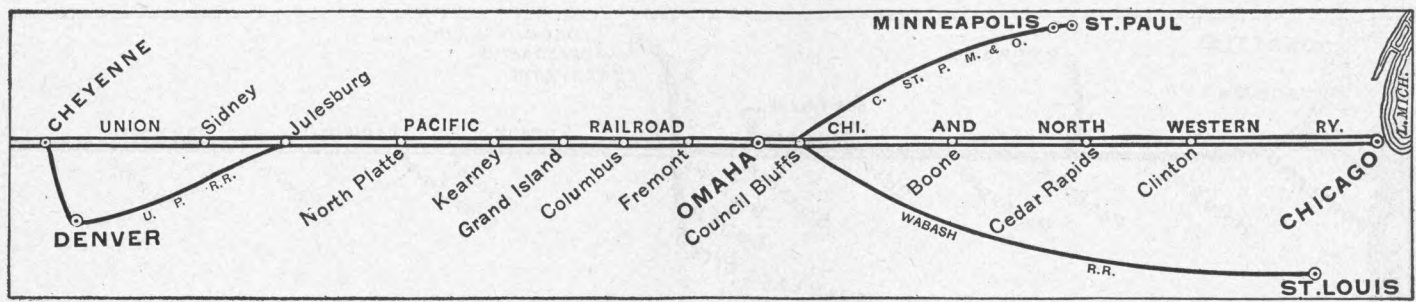
★ **NO. 23—Challenger—DAILY**  
All Coach and Challenger (tourist) Sleeping Car Train. Free Porter Service.  
Cars from Chicago run via C. & N. W. to Omaha; U. P. to Ogden; S. P. to San Francisco.  
Lounge Car... Chicago to San Francisco (for sleeping car passengers).  
Challenger Sleeping Car ⊙... Chicago to San Francisco—16 Sections.  
(Pullman Tourist) St. Louis via Omaha to San Francisco—16 Sections (Wab. 11 to Omaha).  
Kansas City to San Francisco—16 Sections (No. 37 to Ogden).  
Reclining Seat Coaches... Chicago to San Francisco.  
Women-Childrens Coach... Chicago to San Francisco (reclining seats).  
Dining Car... Serving moderately priced meals.

★ **NO. 21—PACIFIC—DAILY**  
Cars from Chicago run via C. & N. W. to Omaha; U. P. to Ogden; S. P. to San Francisco.  
Club Lounge Car Service ⊙... Chicago to San Francisco.  
Observation Sleeping Car ⊙... Ogden to San Francisco—10 Sections.  
Standard Sleeping Cars... Washington, D. C. to San Francisco—12 Sections, D. R. (P.R.R. No. 51-79 to Chicago).  
Washington, D. C. to San Francisco—12 Sections, D. R. (B & O No. 7 to Chicago).  
Chicago to San Francisco—12 Sections, D. R.  
Dining Car... A la carte and club or table d'hote service.

**Footnotes for Page 10**

- ⊙ Club and lounge cars are for the exclusive use of standard sleeping car passengers.
- ⊠ Conditional stop; see Table 1.
- Departs from Chicago every Tuesday, Thursday and Saturday.
- Runs via Borie Cut-off; not via Cheyenne.

- ★ Regularly assigned through cars air-conditioned. (f) Stops only on signal.
- (E.T.) Eastern time. (C.T.) Central time. (M.T.) Mountain time. (P.T.) Pacific time.
- Time from 12:01 midnight to 12:00 noon shown in light face type.
- Time from 12:01 noon to 12:00 midnight shown in heavy face type.



**SAN FRANCISCO to CHICAGO via Omaha**

Table B Condensed Schedules	Streamliner City of San Francisco 102 Example	San Francisco Overland 28 Daily Example	San Francisco Challenger 24 Daily Example	Pacific 22 Daily Example
Southern Pacific				
Lv San Francisco (P.T.)	5.00 TUE	11.00 SUN	7.00 SUN	7.30 SUN
" Oakland Pier	5.30 "	11.30 "	7.35 "	8.05 "
" Oakland (16th St.)	5.37 "	11.38 "	7.44 "	8.14 "
" Berkeley	5.45 "	11.47 "	7.54 "	8.24 "
Ar Sacramento	7.13 "	1.40 "	10.20 "	10.45 "
Lv Sacramento	7.18 "	1.45 "	10.40 SUN	11.10 SUN
" Truckee		5.54 "	f 3.00 MON	4.00 MON
" Reno	11.52 TUE	6.55 SUN	4.45 "	5.15 "
Ar Ogden (P.T.)	8.40 WED	5.55 MON	5.00 MON	5.30 MON
Union Pacific				
Ar Salt Lake City (M.T.)		8.00 MON	10.15 MON	10.15 MON
Lv Ogden (M.T.)	9.50 WED	7.20 MON	7.00 MON	7.15 MON
" Evanston	11.22 "	9.20 "	9.00 "	9.20 "
Ar Green River	1.00 "	11.20 "	11.00 "	11.45 "
Lv Green River	1.05 "	11.35 "	11.10 "	12.25 TUE
" Rock Springs		1.00 "	11.30 MON	12.45 "
" Rawlins	3.19 "	2.20 "	2.00 TUE	3.20 "
" Laramie	5.13 "	4.45 "	4.55 "	6.10 "
Ar Cheyenne	6.25 WED	6.10 MON	6.25 TUE	7.40 TUE
Ar Denver		8.45 MON	7.45 TUE	7.45 TUE
Ar Kansas City (C.T.)		8.45 TUE	11.50 TUE	11.50 TUE
Ar St. Louis (Wab.)		1.50 TUE	7.30 WED	7.30 WED
Lv Cheyenne	6.35 WED	6.37 MON	6.45 TUE	8.05 TUE
" Sidney	8.02 "	8.22 "	9.05 "	10.17 "
Ar North Platte (M.T.)	9.45 "	10.25 "	11.35 "	12.42 "
Lv North Platte (C.T.)	10.48 WED	11.35 MON	12.45 "	1.52 "
" Kearney		1.00 TUE	2.55 "	3.38 "
" Grand Island	12.42 THU	2.10 "	4.10 "	4.47 "
" Columbus		1.00 "	5.26 "	f 5.59 "
" Fremont		1.00 "	6.29 "	f 6.59 "
Ar Omaha	2.50 THU	4.50 TUE	7.30 TUE	8.00 TUE
C. & N. W.				
Lv Omaha	3.00 THU	5.10 TUE	7.50 TUE	8.45 TUE
Lv Council Bluffs		5.20 "	8.05 "	9.00 "
Ar Cedar Rapids	7.05 "	10.15 "	2.00 WED	2.40 WED
Ar Clinton	8.25 "	11.50 "	3.50 "	4.35 "
Ar Chicago (C.T.)	10.45 THU	2.50 TUE	7.30 WED	8.15 WED
Lv Omaha (Wab.)			8.20 TUE	8.20 TUE
Ar St. Louis			7.55 WED	7.55 WED
C. & N. W.				
Lv Omaha		(204-9-204)	(202-1-202)	(202-1-202)
Ar Sioux City		8.15 TUE	9.45 TUE	9.45 TUE
Ar St. Paul		11.25 "	12.45 WED	12.45 WED
Ar Minneapolis (C.T.)		6.55 "	7.45 "	7.45 "
		7.25 TUE	8.20 WED	8.20 WED
Lv Chicago (C.T.) N.Y.C.		6.00 TUE		
Ar New York (E.T.)		11.59 WED		
Lv Chicago (C.T.) Penn. R.R.		5.30 TUE		
Ar New York (E.T.)		11.30 WED		
Lv Chicago (C.T.) B. & O.				10.40 WED
Ar Washington (E.T.)				7.20 THU
Lv Chicago (C.T.) Penn. R.R.				11.30 WED
Ar Washington (E.T.)				7.35 THU

**Equipment for Page 11**

★ **NO. 102—Streamliner CITY OF SAN FRANCISCO—Extra Fare**  
Leaves San Francisco via S. P. every Tuesday, Thursday and Saturday of each week.  
Arrive Chicago via C. & N. W. Ry.  
Club Car ⊙... San Francisco to Chicago—(Valet, radio).  
Standard Sleeping Cars... San Francisco to Chicago—Drawing rooms, Compt., Bedrooms, Roomettes, Sections (9 cars).  
Reclining Seat Coaches... San Francisco to Chicago—(all seats reserved).  
Coffee Shop Dining Car... A la carte and club or table d'hote service.  
Main Dining Car... A la carte and club or table d'hote service.

★ **NO. 28—SAN FRANCISCO OVERLAND—DAILY**  
Pullman and reserved seat coaches, no extra fare, San Francisco to Chicago.  
Runs via S. P. to Ogden, and via C. & N. W. east of Omaha.  
Club Lounge Car ⊙... San Francisco to Chicago (Barber, valet, radio).  
Standard Sleeping Cars... San Francisco to New York—10 Sections, Drawing room, Compartments (P.R.R. No. 42 east of Chicago).  
San Francisco to New York—8 Sections, D. R., Compartments (N.Y.C. No. 22 east of Chicago).  
San Francisco to Chicago—2 Drawing-rooms, 4 Compartments, 4 Double Bedrooms.  
San Francisco to Chicago—6 Sections, 6 Roomettes, 4 Double Bedrooms (2 cars).  
San Francisco to St. Louis—6 Sections, 6 Roomettes, 4 Double Bedrooms (U.P.-Wab. 10 east of Cheyenne).  
San Francisco to Salt Lake City—10 Sections, D. R., Compts. (No. 30 south of Ogden).  
Cheyenne to Chicago—10 Sections, D. R., Compts. (Nos. 36-12-4 from West Yellowstone).

Reclining Seat Coaches... San Francisco to Chicago (3 cars—48 seats each—all reserved).  
Coffee Shop Dining Car... A la carte and club or table d'hote service.  
Main Dining Car... A la carte and club or table d'hote service.

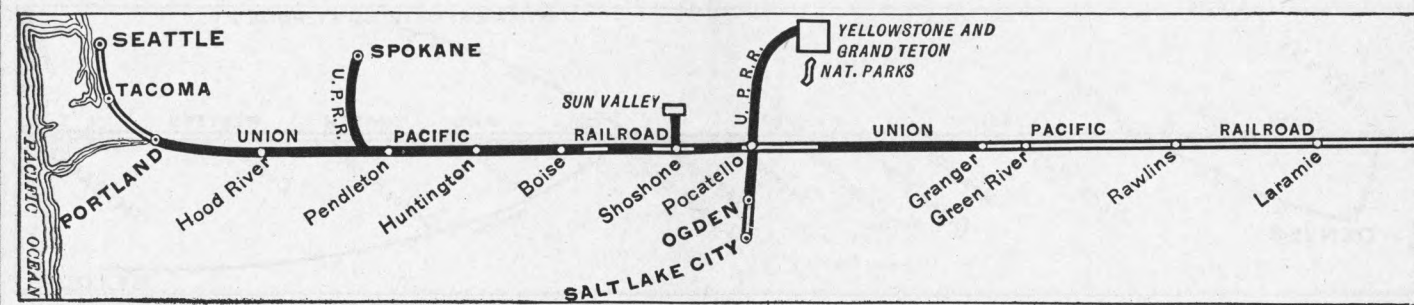
★ **NO. 24—Challenger—DAILY**  
All Coach and Challenger (tourist) Sleeping Car Train. Free Porter Service.  
Runs via S. P. to Ogden, and via C. & N. W. east of Omaha.  
Lounge Car... San Francisco to Chicago (for sleeping car passengers).  
Challenger Sleeping Car ⊙... San Francisco to Chicago—16 Sections.  
(Pullman Tourist) San Francisco to St. Louis via Omaha—16 Sections (Wab. 14 east of Omaha).  
San Francisco to Kansas City—16 Sections (No. 38 east of Ogden).  
Reclining Seat Coaches... San Francisco to Chicago.  
Women-Childrens Coach... San Francisco to Chicago (reclining seats).  
Dining Car... Serving moderately priced meals.

★ **NO. 22—PACIFIC—DAILY**  
Runs via S. P. to Ogden, and via C. & N. W. east of Omaha.  
Club Lounge Car Service ⊙... San Francisco to Chicago.  
Observation Sleeping Car ⊙... San Francisco to Ogden—10 Sections.  
Standard Sleeping Cars... San Francisco to Washington, D. C.—12 Sections, D. R. (P.R.R. No. 22-50 east of Chicago).  
San Francisco to Washington, D. C.—12 Sections, D. R. (B. & O. No. 10-18 east of Chicago).  
San Francisco to Chicago—12 Sections, D. R.  
Dining Car... A la carte and club or table d'hote service.

**Footnotes for Page 11**

- ⊙ Club and lounge cars are for the exclusive use of standard sleeping car passengers.
- ⊠ Conditional stop; see Table 2.
- Departs from San Francisco every Tuesday, Thursday and Saturday.
- Runs via Borie cut-off; not via Cheyenne.

- ★ Regularly assigned through cars air-conditioned. (f) Stops only on signal.
- (E.T.) Eastern Time (C.T.) Central Time (M.T.) Mountain Time (P.T.) Pacific Time.
- Time from 12:01 midnight to 12:00 noon shown in light face type.
- Time from 12:01 noon to 12:00 midnight shown in heavy face type.



**CHICAGO to PORTLAND and SEATTLE via Omaha**

Table C Condensed Schedules All Trains Daily		Streamliner City of Portland 105 Daily Example	San Francisco Overland- Idahoan 27-3-11 Daily Example	Pacific- Portland Rose 21-17 Daily Example
<b>C. &amp; N. W.</b>				
Lv Chicago	4.55 SUN	3.00 SUN	8.00 SUN	
Ar Omaha (C.T.)	1.30 MON	12.35 MON	8.00 MON	
Lv St. Louis (Wab.)			7.50 SUN	
Ar Omaha			8.20 MON	
<b>Union Pacific</b>				
Lv Omaha (C.T.)	1.40 MON	1.00 MON	8.30 MON	
Ar Fremont				
Ar Columbus				
Ar Grand Island	3.39 "	3.40 "	11.25 "	
Ar Kearney			12.11 "	
Ar North Platte (C.T.)	5.27 "	5.55 "	2.00 "	
Lv North Platte (M.T.)	4.30 "	5.05 "	1.10 "	
Ar Sidney	6.10 "	7.23 "	3.50 "	
Ar Cheyenne	7.50 MON	9.25 MON	6.10 MON	
<b>San Francisco Overland-Idahoan</b>				
Lv St. Louis (Wab.) (C.T.)		3.30 SUN		
Lv Kansas City (Un. Pac.)		8.45 SUN	11.30 SUN	
Lv Denver (M.T.)		7.15 MON	5.05 MON	
<b>Union Pacific</b>				
Lv Cheyenne	8.00 MON	10.00 MON	6.25 MON	
Ar Laramie	9.18 "	11.40 "	8.10 "	
Ar Rawlins	11.05 "	2.00 "	10.50 MON	
Ar Rock Springs		4.12 "	1.25 TUE	
Ar Green River	1.20 "	5.15 "	3.15 "	
Ar Kemmerer	f 2.30 "	6.45 "	4.55 "	
Ar Montpelier	3.50 "	8.30 "	7.00 "	
Ar Pocatello	5.35 MON	10.45 MON	9.30 TUE	
<b>West Yellowstone</b>				
Ar West Yellowstone		7.30 TUE	(Summer Season Only)	
Lv West Yellowstone	(Summer Season Only)		7.30 MON	
<b>Pocatello</b>				
Lv Pocatello	5.45 MON	11.10 MON	10.05 TUE	
Ar Minidoka	f 6.40 "	12.20 TUE	11.25 "	
Ar Shoshone	7.25 MON	1.15 TUE	12.25 TUE	
<b>Shoshone</b>				
Lv Shoshone	7.35 MON	2.05 TUE	12.35 TUE	
Ar Sun Valley (Ketchum)	9.35 MON	4.05 TUE	2.35 TUE	
<b>Sun Valley</b>				
Lv Sun Valley (Ketchum)	5.15 MON	11.00 MON	10.20 TUE	
Ar Shoshone	7.15 MON	1.00 TUE	12.20 TUE	
<b>Shoshone</b>				
Lv Shoshone	7.25 MON	1.15 TUE	12.25 TUE	
Ar Glens Ferry	8.20 "	2.40 "	1.50 "	
Ar Boise	9.40 "	4.25 "	3.45 "	
Ar Nampa	f 10.05 "	5.10 "	4.25 "	
Ar Huntington (M.T.)	11.30 "	7.15 "	6.45 "	
Lv Huntington (P.T.)	10.40 "	6.30 "	6.00 "	
Ar Baker	f 11.58 MON	7.55 "	7.35 "	
Ar La Grande	1.08 TUE	9.25 "	9.10 TUE	
Ar Pendleton	3.25 "	12.05 "	12.25 WED	
Ar Arlington		1.58 "	2.20 "	
Ar The Dalles	5.55 "	3.18 "	4.00 "	
Ar Hood River	f 6.28 "	3.52 "	4.40 "	
Ar Portland (P.T.)	8.00 TUE	5.30 TUE	6.30 WED	
<b>Portland</b>				
Lv Portland	8.30 TUE	11.30 TUE	8.30 WED	
Ar Tacoma	12.50 WED	5.00 WED	12.50 WED	
Ar Seattle (P.T.)	2.15 TUE	6.45 WED	2.15 WED	

**Equipment for Page 12**

**★ NO. 105—Streamliner CITY OF PORTLAND—DAILY—No Extra Fare**

Cars from Chicago run via C. & N. W. to Omaha; thence U. P.  
Club Lounge Car @ Chicago to Portland (Barber, valet, bath, radio).  
Standard Sleeping Cars... Chicago to Portland—2 Drawing Rooms, 4 Compartments, 4 Double Bedrooms.  
Chicago to Portland—6 Sections, 6 Roomettes, 4 Double Bedrooms (3 cars).  
Reclining Seat Coaches... Chicago to Portland—All seats reserved.  
Coffee Shop Dining Car... A la carte and club or table d'hote service.  
Main Dining Car... A la carte and club or table d'hote service.

**★ NO. 27-3-11—SAN FRANCISCO OVERLAND—IDAHOAN—DAILY**

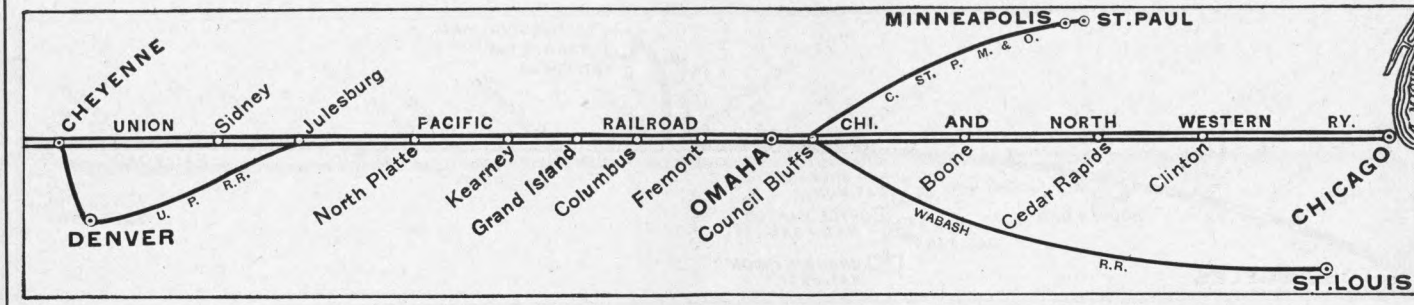
C. & N. W. 27 to Omaha; U. P. 27 to Cheyenne;  
No. 3 to Green River; No. 11 to Portland.  
Club Lounge Car Service @ Chicago to Portland.  
Standard Sleeping Cars... Chicago to Cheyenne—Drawing-rooms, Compartments, Bedrooms, Roomettes, Sections (for San Francisco).  
Chicago to West Yellowstone—10 Sections, D. R., Compts. (No. 35 beyond Pocatello).  
Cheyenne to Portland—10 Sections, D. R., Compt. (No. 9 from St. Louis).  
Pocatello to Portland—12 Sections, D. R., (No. 31 from Salt Lake City).  
Pocatello to Boise—10 Sections, D. R., Compt. (No. 31 from Salt Lake City).  
Reclining Seat Coaches... Chicago to Cheyenne (No. 27 to San Francisco—144 seats—all reserved).  
Cheyenne to Portland (No. 9 from St. Louis—48 seats—all reserved).  
Green River to Portland (not reserved).  
Pocatello to Portland (No. 31 from Salt Lake City—48 seats—not reserved).  
Dining Car... A la carte and club or table d'hote service.

**★ NO. 21-17—PACIFIC—PORTLAND ROSE—DAILY**

No. 21 to Green River; No. 17 to Portland.  
Cars from Chicago run via C. & N. W. to Omaha; thence U. P.  
Club Lounge Car Service @ Chicago to Portland.  
Observation Sleeping Car @ Denver to Portland—10 Sections (No. 17 to Green River).  
Standard Sleeping Cars... Chicago to Omaha—12 Sections, D. R. (for Salt Lake City, San Francisco and Los Angeles).  
Omaha to Portland—12 Sections, D. R.  
Pocatello to Spokane—12 Sections, D. R. (No. 33 from Salt Lake City; No. 66 north of Pendleton).  
Denver to Portland—10 Sections, 3 Double Bedrooms (No. 17 to Green River).  
Reclining Seat Coaches... Chicago to Portland.  
Green River to Portland (No. 37-17 from Kansas City).  
Denver to Spokane (No. 17 to Green River; No. 66 north of Pendleton).  
Dining Car... A la carte and club or table d'hote service.

**Footnotes for Page 12**

- Club and lounge cars are for the exclusive use of standard sleeping car passengers.
- Conditional stop; see Table 1.
- Runs via Borie Cut-off; not via Cheyenne.
- Regularly assigned through cars air-conditioned.
- Stops only on signal.
- Motor Bus. This service is provided passengers arriving or departing Shoshone and holding through rail tickets to and from Ketchum and room reservations at Sun Valley.
- West Yellowstone, Montana, is gateway to Yellowstone National Park, Summer Season is about June 20 to September 10.
- Regular Daily train No. 457.
- (C.T.) Central time. (M.T.) Mountain time. (P.T.) Pacific time.
- Time from 12.01 midnight to 12.00 noon shown in light face type.
- Time from 12.01 noon to 12.00 midnight shown in heavy face type.



**SEATTLE and PORTLAND to CHICAGO via Omaha**

Table C Condensed Schedules All Trains Daily		Streamliner City of Portland 106 Daily Example	Idahoan- San Francisco Overland 12-4-28 Daily Example	Portland Rose- Pacific 18-22 Daily Example
<b>Union Pacific</b>				
Lv Seattle (P.T.)	12.01 SUN	11.30 SAT	3.50 SUN	
Ar Tacoma	12.57 SUN	1.00 SUN	5.05 SUN	
Ar Portland	4.35 SUN	6.45 SUN	8.50 SUN	
<b>Portland</b>				
Lv Portland	5.30 SUN	8.10 SUN	9.10 SUN	
Ar Hood River	f 6.50 "	9.40 "	10.38 "	
Ar The Dalles	7.20 "	10.20 "	11.15 SUN	
Ar Arlington		11.30 "	12.19 MON	
Ar Pendleton	9.43 SUN	1.30 "	2.25 "	
Ar Baker	12.05 MON	4.00 "	5.05 "	
Ar Huntington (P.T.)	f 1.20 "	5.23 "	6.26 "	
Lv Huntington (M.T.)	2.50 "	7.00 "	7.55 "	
Ar Nampa	4.00 "	8.10 "	9.05 "	
Ar Boise	f 5.40 "	10.15 "	11.20 "	
Ar Glens Ferry	6.05 "	10.50 SUN	11.50 "	
Ar Shoshone	7.15 "	12.45 MON	1.40 "	
Ar Shoshone	8.10 MON	1.55 MON	2.55 MON	
Ar Sun Valley (Ketchum)	10.20 MON	4.05 MON	3.05 MON	
<b>Sun Valley</b>				
Lv Sun Valley (Ketchum)	6.00 MON	11.00 SUN	1.00 MON	
Ar Shoshone	8.00 MON	1.00 MON	2.45 MON	
<b>Shoshone</b>				
Lv Shoshone	8.10 MON	1.55 MON	2.55 MON	
Ar Minidoka	f 8.52 "	2.55 "	3.55 "	
Ar Pocatello	9.45 MON	4.05 MON	5.05 MON	
<b>West Yellowstone</b>				
Ar West Yellowstone	Summer Season Only	7.30 TUE		
Lv West Yellowstone		7.30 SUN	Summer Season Only	
<b>Pocatello</b>				
Lv Pocatello	9.55 MON	4.30 MON	5.30 MON	
Ar Montpelier	11.40 "	6.50 "	8.05 "	
Ar Kemmerer	f 1.01 "	8.33 "	9.45 "	
Ar Green River	2.15 "	10.40 "	12.25 TUE	
Ar Rock Springs		10.59 "	12.45 "	
Ar Rawlins	4.29 "	1.40 "	3.20 "	
Ar Laramie	6.20 "	4.10 "	6.10 "	
Ar Cheyenne	7.30 MON	5.40 MON	7.40 TUE	
<b>Denver</b>				
Ar Denver		8.45 MON	8.10 TUE	
Ar Kansas City (C.T.)		8.45 TUE	11.50 TUE	
Ar St. Louis (Wab.) (C.T.)		1.50 TUE	7.30 WED	
<b>Cheyenne</b>				
Lv Cheyenne	7.40 MON	6.37 MON	8.05 TUE	
Ar Sidney	9.03 "	8.22 "	10.17 "	
Ar North Platte (M.T.)	10.40 "	10.25 "	12.42 "	
Lv North Platte (C.T.)	11.45 MON	11.35 MON	1.52 "	
Ar Kearney			3.38 "	
Ar Grand Island	1.28 TUE	2.10 "	4.47 "	
Ar Columbus			f 5.59 "	
Ar Fremont			f 6.59 "	
Ar Omaha	3.30 TUE	4.50 TUE	8.00 TUE	
<b>C. &amp; N. W.</b>				
Lv Omaha	3.40 TUE	5.10 TUE	8.45 TUE	
Ar Chicago (C.T.)	12.10 TUE	2.50 TUE	8.15 WED	
Lv Omaha (Wab.)			8.20 TUE	
Ar St. Louis			7.55 WED	

**Equipment for Page 13**

**★ NO. 106—Streamliner CITY OF PORTLAND—Daily—No Extra Fare**

Cars to Chicago run via C. & N. W. east of Omaha.  
Arrive Chicago via C. & N. W. Ry.  
Club Lounge Car @ Portland to Chicago (Barber, valet, bath, radio).  
Standard Sleeping Cars... Portland to Chicago—2 Drawing Rooms, 4 Compartments, 4 Double Bedrooms.  
Portland to Chicago—6 Sections, 6 Roomettes, 4 Double Bedrooms (3 cars).  
Reclining Seat Coaches... Portland to Chicago—All seats reserved.  
Coffee Shop Dining Car... A la carte and club or table d'hote service.  
Main Dining Car... A la carte and club or table d'hote service.

**★ NO. 12-4-28—IDAHOAN—SAN FRANCISCO OVERLAND—DAILY**

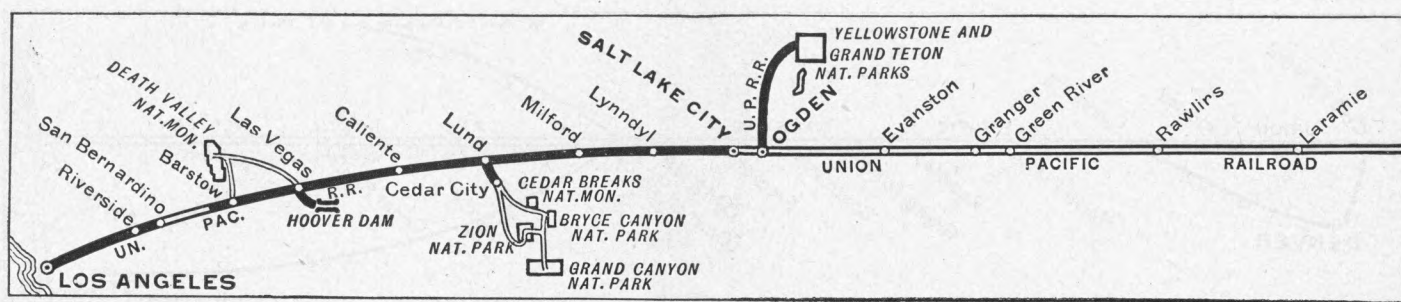
No. 12 to Green River; No. 4 to Cheyenne;  
No. 28 to Omaha; C & N. W. 28 to Chicago.  
Club Lounge Car Service @ Portland to Chicago.  
Standard Sleeping Cars... Portland to Cheyenne—10 Sections, D. R., Compt. (U.P.-Wab. 10 to St. Louis).  
Portland to Salt Lake City—12 Sections, 1 D. R. (No. 32 south of Pocatello).  
Cheyenne to Chicago—Drawing-Rooms, Compartments, Bedrooms, Roomettes, Sections (No. 28 from San Francisco).  
West Yellowstone to Chicago—10 Sections, D. R., Compts. (No. 36 to Pocatello).  
Boise to Salt Lake City—10 Sections, D. R., Compt. (No. 32 south of Pocatello).  
Reclining Seat Coaches... Portland to Cheyenne (U.P.-Wab. 10 to St. Louis—48 seats—all reserved).  
Cheyenne to Chicago (No. 28 from San Francisco—144 seats—all reserved).  
Portland to Salt Lake City (No. 32 south of Pocatello—48 seats—not reserved).  
Portland to Green River (not reserved).  
Dining Car... A la carte and club or table d'hote service.

**★ NO. 18-22—PORTLAND ROSE—PACIFIC—DAILY**

No. 18 to Green River; No. 22 to Chicago.  
Cars to Chicago run via C. & N. W. east of Omaha  
Club Lounge Car Service @ Portland to Chicago.  
Observation Sleeping Car... Portland to Green River—10 Sections (No. 18 to Denver).  
Standard Sleeping Cars... Portland to Omaha—12 Sections, D. R.  
Omaha to Chicago—12 Sections, D. R. (from Los Angeles).  
Pendleton to Salt Lake City—12 Sections, D. R. (No. 65 from Spokane; No. 34 south of Pocatello).  
Portland to Denver—10 Sections, 3 Double Bedrooms (No. 18 east of Green River).  
Reclining Seat Coaches... Portland to Chicago.  
Portland to Kansas City (No. 18-38 east of Gr. River).  
Pendleton to Denver (No. 65 from Spokane; No. 18 east of Green River).  
Dining Car... A la carte and club or table d'hote service.

**Footnotes for Page 13**

- Club and lounge cars are for the exclusive use of standard sleeping car passengers.
- Motor bus. This service is provided passengers arriving or departing Shoshone and holding through rail tickets to and from Ketchum and room reservations at Sun Valley.
- West Yellowstone, Montana, is gateway to Yellowstone National Park, Summer Season is about June 20 to September 10.
- Conditional stop; see Table 2.
- Regular daily train No. 408.
- Regularly assigned through cars air-conditioned.
- Stops only on signal.
- (C.T.) Central time. (M.T.) Mountain time. (P.T.) Pacific time.
- Time from 12.01 midnight to 12.00 noon shown in light face type.
- Time from 12.01 noon to 12.00 midnight shown in heavy face type.



**ST. LOUIS and KANSAS CITY to LOS ANGELES via Denver**

**Table No. D**  
Condensed Schedules  
All Trains Daily

	Streamliner City of St. Louis -Utahn 9-3 Example	Pony Express 37 Example
Lv St. Louis (Wab.) (C.T.)	3.30 SUN	3.30 SUN
Ar Kansas City	8.25 SUN	8.25 SUN
Lv Kansas City (Un. Pac.)	8.45 SUN	11.30 SUN
Ar Lawrence	9.00 " "	12.25 MON
" Topeka	9.55 " "	1.05 " "
" Manhattan	10.42 " "	2.10 " "
" Junction City	11.10 " "	3.05 " "
" Salina	11.59 SUN	4.30 " "
Ar Ellis (C.T.)	2.05 MON	8.05 " "
Lv Ellis (M.T.)	1.10 " "	7.20 " "
" Oakley	2.26 " "	9.10 " "
Ar Denver	7.00 " "	3.30 " "
Lv Denver	7.15 " "	5.20 " "
" La Salle	7.35 " "	6.07 MON
Ar Cheyenne	9.35 " "	Via Borlie
Lv Cheyenne	10.40 " "	Cut-off
" Laramie	11.40 " "	9.05 MON
" Rawlins	2.00 " "	11.45 MON
" Green River	5.00 " "	2.45 TUE
" Evanston	7.10 " "	6.45 " "
Ar Ogden	9.30 " "	6.45 " "
Lv Ogden	9.30 " "	7.15 " "
Ar Salt Lake City	10.25 " "	8.10 " "
Lv Salt Lake City	10.45 MON	8.15 " "
" Milford	2.30 TUE	2.20 " "
Ar Lund	3.15 TUE	3.15 TUE
Ar Cedar City	6.30 TUE	▲ 4.30 TUE
Lv Cedar City	9.30 MON	▲ 2.00 TUE
Lv Lund	3.15 TUE	3.15 TUE
Ar Caliente (M.T.)	5.15 " "	5.40 " "
Lv Caliente (P.T.)	4.25 " "	4.55 " "
" Las Vegas	7.30 " "	8.35 TUE
" Barstow	11.15 " "	1.55 WED
Ar San Bernardino	1.20 " "	4.15 " "
" Riverside	1.47 " "	4.55 " "
" East Los Angeles	2.50 " "	6.40 " "
Ar Los Angeles (P.T.)	3.15 TUE	7.15 WED
Ar Pasadena	▲ 3.30 TUE	▲ 7.25 WED
Ar Glendale	▲ 4.05 " "	▲ 8.00 " "
Ar Anaheim	▲ 4.00 " "	▲ 7.55 " "
Ar Long Beach	▲ 3.45 " "	▲ 7.40 " "
Ar San Pedro (P.T.)	▲ 4.15 TUE	▲ 8.15 WED

**Equipment for Page 14**

★ **NO. 9-3—Streamliner CITY OF ST. LOUIS—UTAHN—DAILY**  
Wabash 9 to Kansas City; No. 9 to Cheyenne; No. 3 to Los Angeles.

Club Lounge Car ⊕ . . . . . St. Louis to Los Angeles.  
Standard Sleeping Cars . . . . . St. Louis to Los Angeles—6 Sections, 6 Roomettes, 4 Double Bedrooms.

St. Louis to Cheyenne—6 Sections, 6 Roomettes, 4 Double Bedrooms (No. 27 to San Francisco).  
St. Louis to Green River—10 Sections, D. R., Compt. (No. 11 to Portland).  
Kansas City to Denver—6 Sections, 6 Roomettes, 4 Double Bedrooms.  
Salt Lake City to Los Angeles—12 Sections, D. R., Compts. (No. 301 beyond Lund; summer season only).  
Salt Lake City to Cedar City—10 Sections, D. R., Compts. (No. 301 beyond Lund; summer season only).  
Cedar City to Los Angeles—10 Sections, D. R., Compts. (No. 302 to Lund; summer season only).  
St. Louis to Los Angeles (48 seats—all reserved).  
St. Louis to Green River—(48 seats—all reserved—No. 11 to Portland).  
St. Louis to Cheyenne (2 cars—96 seats—all reserved).  
A la carte and club or table d'hote service.

Reclining Seat Coaches . . . . . St. Louis to Los Angeles (48 seats—all reserved).  
St. Louis to Green River—(48 seats—all reserved—No. 11 to Portland).  
St. Louis to Cheyenne (2 cars—96 seats—all reserved).  
A la carte and club or table d'hote service.

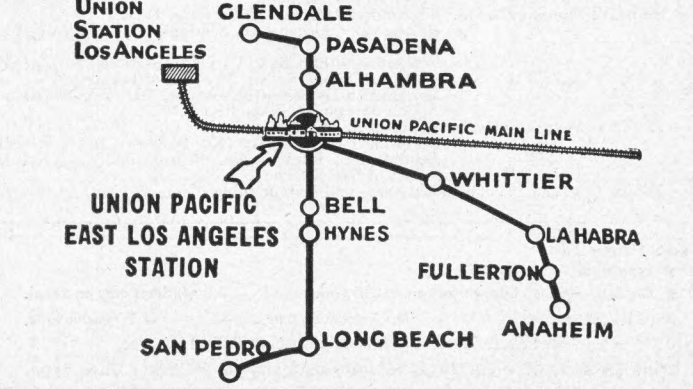
Dining Car . . . . . A la carte and club or table d'hote service.

★ **NO. 37—PONY EXPRESS—DAILY**

Club Lounge Car ⊕ . . . . . Denver to Los Angeles.  
Standard Sleeping Cars . . . . . Kansas City to Los Angeles—12 Sections, D. R. Denver to Salt Lake City—12 Sections, D. R. Salt Lake City to Los Angeles—10 Sec., 3 Double Bedrooms. (No. 30 from Butte).  
Ogden to Los Angeles—12 Sections, D. R. (No. 21 from Chicago).  
Las Vegas to Los Angeles—10 Sections, D. R., Compts. Kansas City to Los Angeles.  
Kansas City to Ogden (S. P. No. 23 to San Francisco).  
A la carte and club or table d'hote service.

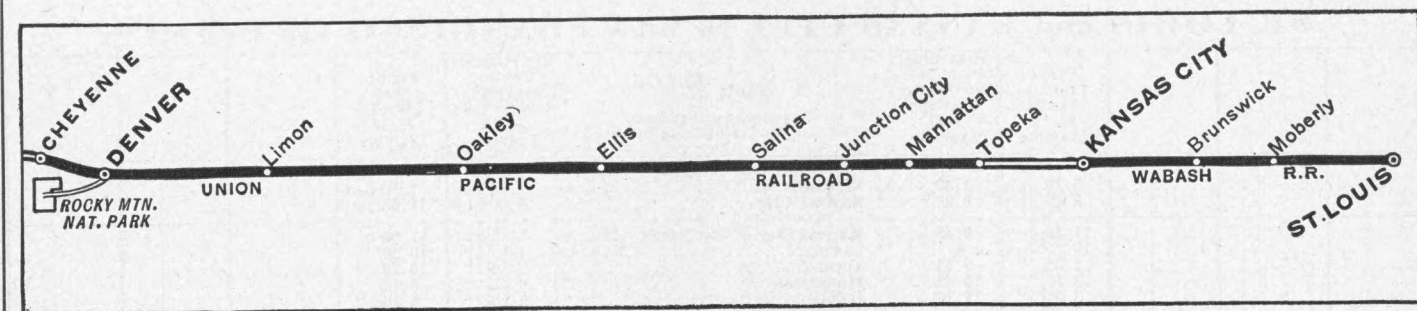
**Footnotes for Page 14**

⊕ Club and lounge cars are for the exclusive use of standard sleeping car passengers.  
★ Regularly assigned through cars air-conditioned. (f) Stops only on signal.  
◆ Motor bus between Lund and Cedar City. □ Conditional stop; see Table 24.  
◆ Motor Bus connections with main line trains at East Los Angeles.  
(C.T.) Central time. (M.T.) Mountain time. (P.T.) Pacific time.  
Time from 12.01 midnight to 12.00 noon shown in light face type.  
Time from 12.01 noon to 12.00 midnight shown in heavy face type.



**Union Pacific Motor Coach Service TO AND FROM EAST LOS ANGELES, CALIF.**

- The Union Pacific maintains a passenger station at East Los Angeles, from which it operates motor coaches direct to Glendale, Pasadena, Alhambra, San Pedro, Long Beach, Anaheim, Fullerton, La Habra, Whittier and intermediate points. See Tables 7, 8 and 9 for local schedules of all motor coaches.
- Passengers ticketed for those places may leave train at East Los Angeles where waiting motor coaches will take them direct to destination without extra charge. Baggage too, can be checked through to any of those places. These motor coaches also deliver east-bound passengers to the East Los Angeles station.



**LOS ANGELES to KANSAS CITY and ST. LOUIS via Denver**

**Table No. D**  
Condensed Schedules.  
All Trains Daily.

	Utahn— Streamliner City of St. L. 4-10 Example	Pony Express 38 Example
Lv San Pedro . . . (P. T.)	◆ 8.00 SUN	◆ 4.30 SUN
Lv Long Beach	◆ 8.35 " "	◆ 5.00 " "
Lv Anaheim	◆ 8.25 " "	◆ 4.55 " "
Lv Glendale	◆ 8.20 " "	◆ 4.45 " "
Lv Pasadena	◆ 8.55 SUN	◆ 5.25 SUN
Lv Los Angeles	9.30 SUN	6.00 SUN
" East Los Angeles	9.55 " "	6.25 " "
" Riverside	11.00 " "	7.55 " "
" San Bernardino	11.25 " "	8.35 " "
Ar Barstow	1.27 " "	10.40 SUN
" Las Vegas	5.40 " "	3.45 MON
Ar Caliente (P.T.)	8.35 " "	7.20 " "
Lv Caliente (M.T.)	9.45 " "	8.35 " "
Ar Lund	11.57 SUN	10.50 MON
Ar Cedar City	6.30 MON	▲ 11.55 MON
Lv Cedar City	9.30 SUN	▲ 9.35 MON
Lv Lund	11.57 SUN	10.50 MON
" Milford	12.40 MON	11.45 " "
Ar Salt Lake City	4.40 " "	4.45 " "
Lv Salt Lake City	5.00 " "	5.20 " "
Ar Ogden	5.55 " "	6.15 " "
Lv Ogden	6.20 " "	6.50 " "
" Evanston	8.20 " "	8.48 " "
" Green River	10.40 " "	10.55 MON
" Rawlins	1.40 " "	1.38 TUE
" Laramie	4.10 " "	4.00 " "
Ar Cheyenne	5.40 " "	Runs Via Borlie
Lv Cheyenne	6.35 " "	Cut-off
" La Salle	8.45 " "	7.45 TUE
Ar Denver	9.00 MON	8.50 " "
Lv Denver	1.06 TUE	1.53 " "
" Oakley	2.25 " "	3.35 " "
Ar Ellis (M.T.)	2.25 " "	4.40 " "
Lv Ellis (C.T.)	5.25 " "	7.10 " "
" Salina	6.20 " "	8.35 " "
" Junction City	3.30 " "	8.45 " "
" Manhattan	6.45 " "	9.10 " "
" Topeka	7.38 " "	10.20 " "
" Lawrence	8.45 " "	10.50 " "
Ar Kansas City	8.45 TUE	11.50 TUE
Lv Kansas City (Wabash)	9.00 TUE	11.55 TUE
Ar St. Louis (C.T.)	1.50 TUE	7.30 WED

**Equipment for Page 15**

★ **NO. 4-10—UTAHN—Streamliner—CITY OF ST. LOUIS—DAILY**  
No. 4 to Cheyenne; No. 10 to Kansas City; Wabash 10 to St. Louis.

Club Lounge Car Service ⊕ . . . . . Los Angeles to St. Louis.  
Standard Sleeping Cars . . . . . Los Angeles to St. Louis—6 Sections, 6 Roomettes, 4 Double Bedrooms.

Los Angeles to Salt Lake City—12 Sections, D. R. Compts. (No. 301 Lund to Cedar City; summer season only).  
Cedar City to Salt Lake City—10 Sections, D. R., Compts. (No. 302 to Lund; summer season only).  
Denver to Kansas City—6 Sections, 6 Roomettes, 4 Double Bedrooms.  
Green River to St. Louis—10 Sections, D. R., Compt. (No. 12 from Portland).  
Cheyenne to St. Louis—6 Sections, 6 Roomettes, 4 Double Bedrooms (No. 28 from San Francisco).  
Green River to St. Louis (48 seats—all reserved).  
Green River to St. Louis (48 seats—all reserved—No. 12 from Portland).  
Cheyenne to St. Louis (2 cars—96 seats—all reserved).  
A la carte and club or table d'hote service.

Reclining Seat Coaches . . . . . Los Angeles to St. Louis (48 seats—all reserved).  
Green River to St. Louis (48 seats—all reserved—No. 12 from Portland).  
Cheyenne to St. Louis (2 cars—96 seats—all reserved).  
A la carte and club or table d'hote service.

Dining Car . . . . . A la carte and club or table d'hote service.

★ **NO. 38—PONY EXPRESS—DAILY**

Club Lounge Car ⊕ . . . . . Los Angeles to Denver.  
Standard Sleeping Cars . . . . . Los Angeles to Kansas City—12 Sections, D. R. Los Angeles to Ogden—12 Sec., D. R. (22 to Chicago). Los Angeles to Butte—10 Sec., 3 Double Bedrooms. (No. 29 north of Salt Lake City).  
Salt Lake City to Denver—12 Sections, D. R. Ogden to Denver—12 Sections, D. R. (S.P. 22 from San Francisco).  
Los Angeles to Kansas City.  
Ogden to Kansas City (S.P. 24 from San Francisco).  
A la carte and club or table d'hote service.

**Footnotes for Page 15**

⊕ Club and lounge cars are for the exclusive use of standard sleeping car passengers.  
★ Regularly assigned through cars air-conditioned.  
◆ Conditional stop; see Table 24.  
◆ Motor Bus connections with main line trains at East Los Angeles.  
(f) Stops only on signal. ▲ Motor bus between Lund and Cedar City.  
(C.T.) Central time. (M.T.) Mountain time. (P.T.) Pacific time.

**ADVANTAGES OF COAST-TO-COAST SLEEPING CAR SERVICE**

- The schedules shown in Tables A and B on pages 8 to 11 of this folder provide a completely new service for the coast-to-coast traveler, at No Extra Fare.
- This service eliminates the necessity of changing trains or transferring from one station to another in Chicago.
- It gives the traveler a choice of three fine routes between the Atlantic Coast and Chicago, and the service of the famous Overland Route between Chicago and California.

**For Dependable Transportation—Be Specific, Say "UNION PACIFIC"**

ST. LOUIS and KANSAS CITY to SAN FRANCISCO via Denver

Table E: Condensed Schedules All Trains Daily. Includes routes for Pony Express-Pacific, Streamliner City of St. L.-San Francisco, and Pacific-Pony Express. Lists departure and arrival times for various stations including St. Louis, Kansas City, Denver, and San Francisco.

Equipment for Page 16

★ NO. 9-27—Streamliner—CITY OF ST. LOUIS—SAN FRANCISCO OVERLAND—DAILY

Wabash 9 to Kansas City; 9 to Cheyenne; 27 to Ogden; S. P. 27 to San Francisco. Club Lounge Car Service @ St. Louis to San Francisco. Standard Sleeping Cars... St. Louis to San Francisco—6 Sections, 6 Roomettes, 4 Double Bedrooms.

★ NO. 37-21—PONY EXPRESS—PACIFIC—DAILY

No. 37 to Ogden; S. P. No. 21 to San Francisco. Club Lounge Car Service @ Denver to San Francisco. Observation Sleeping Car @ Ogden to San Francisco—10 Sections. Standard Sleeping Cars... Kansas City to Ogden—12 Sections, D. R. (No. 37 to Los Angeles).

★ NO. 28-10—SAN FRANCISCO OVERLAND—

Streamliner CITY OF ST. LOUIS—DAILY

S. P. 28 to Ogden; 28 to Cheyenne; 10 to Kansas City; Wabash 10 to St. Louis. Club Lounge Car Service @ San Francisco to St. Louis. Standard Sleeping Cars... San Francisco to St. Louis—6 Sections, 6 Roomettes, 4 Double Bedrooms.

★ NO. 22-38—PACIFIC—PONY EXPRESS—DAILY

S. P. No. 22 to Ogden; No. 38 to Kansas City. Club Lounge Car Service @ San Francisco to Denver. Observation Sleeping Car @ San Francisco to Ogden—10 Sections. Standard Sleeping Cars... San Francisco to Denver—12 Sections, D. R.

Footnotes for Page 16

Club and lounge cars are for the exclusive use of standard sleeping car passengers. (C.T.) Central Time. (M.T.) Mountain time. (P.T.) Pacific time. Time from 12.01 midnight to 12.00 noon shown in light face type. Time from 12.01 noon to 12.00 midnight shown in heavy face type.

ST. LOUIS and KANSAS CITY to PORTLAND and SEATTLE via Denver

Table F: Condensed Schedules All Trains Daily. Includes routes for Pony Express-Portland Rose, Streamliner City of St. L.-Idahoan, and Idahoan-Streamliner. Lists departure and arrival times for various stations including St. Louis, Kansas City, Denver, Portland, and Seattle.

Equipment for Page 17

★ NO. 9-3-11—Streamliner CITY OF ST. LOUIS—IDAHOAN—DAILY

Wabash 9 to Kansas City; 9 to Cheyenne; 3 to Green River; 11 to Portland. Club Lounge Car Service @ St. Louis to Portland. Standard Sleeping Cars... St. Louis to Portland—10 Sections, D. R., Compt.

★ NO. 37-17—PONY EXPRESS—PORTLAND ROSE—DAILY

No. 37 to Denver; No. 17 to Portland. Club Lounge Car @ Green River to Portland. Observation Sleeping Car @ Denver to Portland—10 Sections. Standard Sleeping Cars... Kansas City to Denver—12 Sec., D. R. (No. 37 to L.A.).

★ NO. 12-4-10—IDAHOAN—Streamliner CITY OF ST. LOUIS—DAILY

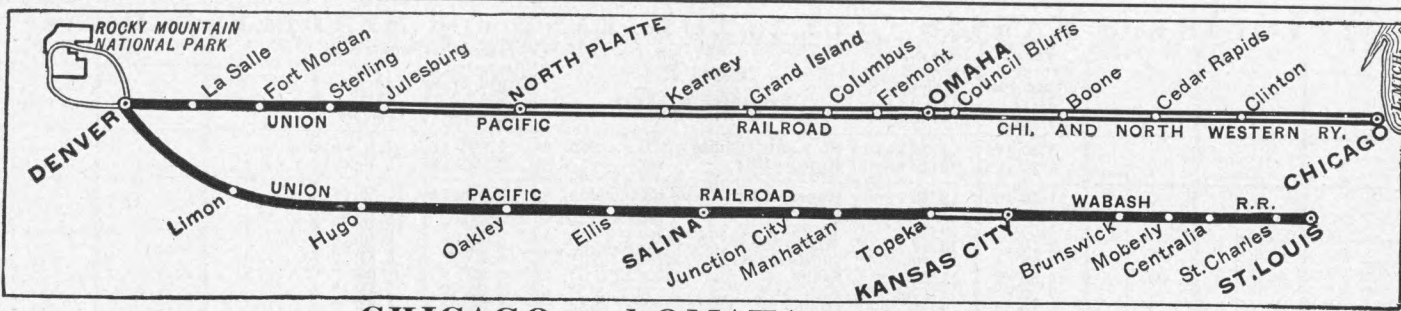
No. 12 to Green River; No. 4 to Cheyenne; No. 10 to Kansas City; Wabash 10 to St. Louis. Club Lounge Car Service @ Portland to St. Louis. Standard Sleeping Cars... Portland to St. Louis—10 Sections, D. R., Compt.

★ NO. 18-38—PORTLAND ROSE—PONY EXPRESS—DAILY

No. 18 to Denver; No. 38 to Kansas City. Club Lounge Car @ Portland to Green River. Observation Sleeping Car @ Portland to Denver—10 Sections. Standard Sleeping Cars... Portland to Denver—10 Sections, 3 Dbl. Bedrooms.

Footnotes for Page 17

Club and lounge cars are for the exclusive use of standard sleeping car passengers. Regularly assigned through cars air conditioned. Motor bus. This service is provided passengers arriving or departing Shoshone and holding through rail tickets to and from Ketchum and room reservations at Sun Valley.



**CHICAGO and OMAHA to DENVER**

Table G Condensed Schedules All Trains Daily		Streamliner City of Denver 111 Example	National Parks Special 1-15 Example O	Columbine 53 Example
C. & N. W.				
Lv Chicago (C.T.)		5.00 SUN	12.01 SUN	
Ar Omaha		12.45 MON	9.35 SUN	
C. & N. W.				
Lv Minneapolis (C.T.)		8.40 SUN	8.40 SUN	
St. Paul		9.20 "	9.20 "	
Sioux City		5.35 "	5.35 "	
Ar Omaha		8.20 SUN	8.20 SUN	
Union Pacific				
Lv Omaha (C. T.)		12.55 MON	10.00 SUN	7.00 SUN
Fremont				8.10 "
Schuyler				f 8.56 "
Columbus		2.05 "		9.23 "
Central City				10.24 "
Grand Island		2.59 "	12.40 MON	11.15 SUN
Kearney		3.33 "		12.40 MON
Lexington				1.34 "
North Platte (C.T.)		4.47 "	3.00 "	3.35 "
North Platte (M.T.)		3.50 "	2.25 "	2.50 "
Ogallala				4.05 "
Julesburg		4.59 "	3.40 "	5.05 "
Sterling		5.47 "	4.50 "	6.33 "
Fort Morgan				7.28 "
La Salle		7.05 "	6.38 "	8.45 "
Ar Denver (M.T.)		8.00 MON	7.55 MON	10.30 MON

**Equipment for Table G**

★ **NO. 111—Streamliner CITY OF DENVER—DAILY**  
Train runs via C. & N. W. to Omaha; thence U. P.  
Club Lounge Car @ Chicago to Denver.  
Observation Sleeping Car @ Chicago to Denver—6 Double Bedrooms.  
Standard Sleeping Cars... Chicago to Denver—12 Sections (2 cars).  
Chicago to Denver—8 Sections, 3 Double Bedrooms.  
Chicago to Denver—4 Roomettes, 3 Compartments,  
1 Drawing-room, 4 Double Bedrooms.  
Coaches... Chicago to Denver (2 cars—one with 48 and one with  
50 reclining seats—all reserved).  
Dining Car... A la carte and club or table d'hote service.

★ **NO. 1-15—NATIONAL PARKS SPECIAL—DAILY O**  
C. & N. W. 1 to Omaha; U. P. 1 to North Platte; U. P. 15 to Denver.  
Club Lounge Car Service @ Chicago to Denver.  
Standard Sleeping Cars... Chicago to Denver—12 Sections, D. R.  
Omaha to Denver—12 Sections 2 Double Bedrooms  
Reclining Seat Coach... Chicago to Denver (all reserved).  
Dining Car... A la carte and club or table d'hote service.

★ **NO. 53—COLUMBINE—DAILY**  
Reclining Seat Coaches... Omaha to Denver; Omaha to North Platte.  
No sleeping or dining cars on this train during  
summer season until about September 10.

**DENVER to OMAHA and CHICAGO**

Table G Condensed Schedules All Trains Daily		Streamliner City of Denver 112 Example	National Parks Special 16-2 Example O	Columbine 54 Example
Union Pacific				
Lv Denver (M.T.)		5.00 SUN	5.30 SUN	4.00 SUN
La Salle		5.43 "	6.25 "	5.00 "
Fort Morgan				f 6.10 "
Sterling		6.57 "	8.02 "	7.20 "
Julesburg		7.44 "	9.05 "	9.18 "
Ogallala				10.00 "
Ar North Platte (M.T.)	NO. 14	8.47 "	10.35 SUN	11.10 SUN
Lv North Platte (C.T.)		12.30 MON	9.50 "	12.05 MON
Lexington		f 1.45 "		2.20 "
Kearney		2.25 "	10.59 "	3.20 "
Grand Island		3.25 "	11.35 SUN	4.50 "
Central City		f 3.52 "		5.22 "
Columbus		4.37 "	12.23 MON	6.32 "
Schuyler		f 4.57 "		6.56 "
Fremont		5.32 "		7.42 "
Ar Omaha... Union Pacific		6.30 MON	1.40 MON	5.00 MON
C. & N. W.				
Lv Omaha		7.15 MON	1.50 MON	5.20 MON
Ar Chicago (C.T.)		7.15 MON	9.35 MON	3.00 MON
C. & N. W.				
Lv Omaha			(204-9-204)	8.15 MON
Ar Sioux City				11.25 "
St. Paul				6.55 "
Ar Minneapolis (C.T.)				7.25 MON

**Equipment for Table G**

★ **NO. 112—Streamliner CITY OF DENVER—DAILY**  
Train runs via C. & N. W. east of Omaha.  
Club Lounge Car @ Denver to Chicago.  
Observation Sleeping Car @ Denver to Chicago—6 Double Bedrooms.  
Standard Sleeping Cars... Denver to Chicago—12 Sections (2 cars).  
Denver to Chicago—8 Sections, 3 Double Bedrooms.  
Denver to Chicago—4 Roomettes, 3 Compartments,  
1 Drawing-room, 4 Double Bedrooms.  
Coaches... Denver to Chicago (2 cars—one with 48 and one with  
50 reclining seats—all reserved).  
Dining Car... A la carte and club or table d'hote service.

★ **NO. 16-2—NATIONAL PARKS SPECIAL—DAILY O**  
No. 16 to North Platte; No. 2 to Omaha; C. & N. W. 2 to Chicago.  
Club Lounge Car Service @ Denver to Chicago.  
Standard Sleeping Cars... Denver to Chicago—12 Sections, D. R.  
Denver to Omaha—12 Sections, 2 Double Bedrooms.  
(Occupancy until 7.30 a.m.).  
Reclining Seat Coach... Denver to Chicago (all reserved).  
Dining Car... A la carte and club or table d'hote service.

★ **NO. 54—COLUMBINE—DAILY**  
Reclining Seat Coaches... Denver to Omaha (In No. 14 east of North Platte).  
North Platte to Omaha (In No. 54).  
No sleeping or dining cars on this train during  
summer season until about September 10.

**Footnotes for Page 18**

⊙ Club and lounge cars are for the exclusive use of standard sleeping car passengers.  
★ Regularly assigned through cars air-conditioned.  
□ Conditional stop; see Tables 1 or 17. (f) Stops only on signal.

⊙ Summer season only, until about September 10.  
(C.T.) Central time. (M.T.) Mountain time.  
Time from 12.01 midnight to 12.00 noon shown in light face type.  
Time from 12.01 noon to 12.00 midnight shown in heavy face type.

**ST. LOUIS — KANSAS CITY — DENVER**

Local 39 Example	Pony Express 37 Example	Streamliner City of St. Louis 9 Example	Table H All Trains Daily. For Complete Schedules See Table 17		Streamliner City of St. Louis 10 Example	Pony Express 38 Example	Local 40 Example
	3.30 su	3.30 su	Lv St. Louis (C.T.)	Ar	1.50 mo	7.30 mo	
	8.25 su	8.25 su	Ar Kansas City	Lv	9.00 mo	11.55 su	
6.30 su	11.38 su	8.45 su	Lv Kansas City	Lv	8.45 mo	11.50 su	12.15 su
6.38 "	11.38 su		Lv Kansas City Kans.	Lv			12.07 "
7.30 "	12.25 mo		Lv Lawrence			10.50 "	11.25 "
8.15 "	1.05 "	9.53 "	Topeka		7.38 "	10.20 "	10.55 "
8.43 "			St. Marys				f 10.15 "
9.00 "			Wamego				9.58 "
9.30 "	2.10 "	10.42 "	Manhattan		6.45 "	9.10 "	9.40 "
9.53 "			Fort Riley				9.18 "
10.10 "	3.05 "	11.10 su	Junction City		6.20 "	8.35 "	9.10 "
f 10.26 "			Chapman				f 8.42 "
10.32 "			Detroit				f 8.36 "
10.40 "	3.37 "		Abilene			7.45 "	8.30 "
10.52 "			Solomon				8.16 "
11.15 su	4.30 "	11.59 su	Salina		5.25 "	7.10 "	8.00 su
Ar	6.54 "	1.42 mo	Hays		3.45 "	5.00 "	Lv
	8.05 "	2.05 "	Ar Ellis (C.T.)	Lv	3.30 "	4.40 "	
	7.20 "	1.10 "	Lv Ellis (M.T.)	Ar	2.25 "	3.35 "	
	9.10 "	2.26 "	Oakley	Lv	1.06 mo	1.53 "	
	12.50 "	4.58 "	Hugo		10.45 su	10.58 "	
	1.18 "	5.18 "	Limon		10.27 "	10.32 "	
	3.30 mo	7.00 mo	Ar Denver (M.T.)	Lv	9.00 su	8.50 su	

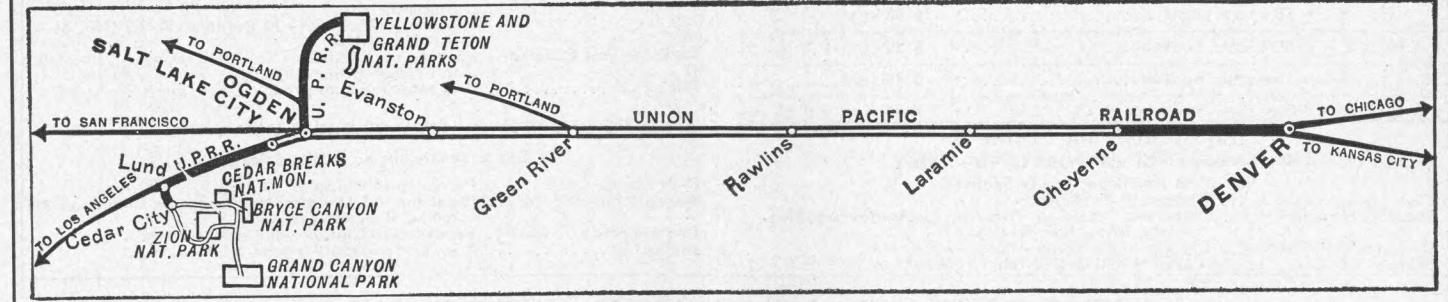
★ **NO. 37—PONY EXPRESS—DAILY**  
Standard Sleeping Cars... Kansas City to Denver—12 Sections, D. R. (for Los Angeles).  
Tourist Sleeping Car... Kansas City to Denver—16 Sec. (for San Francisco).  
Coaches... Kansas City to Denver.  
Dining Car... A la carte and club or table d'hote service.

**Equipment for Table H**

★ **NO. 9—Streamliner CITY OF ST. LOUIS—DAILY**  
Wabash 9 to Kansas City; U. P. 9 to Denver.  
Club Lounge Car @ St. Louis to Denver.  
Standard Sleeping Cars... Kansas City to Denver—6 Sections, 6 Roomettes, 4 Double Bedrooms.  
St. Louis to Denver—10 Sections, D. R., Compt. (for Portland).  
St. Louis to Denver—6 Sections, 6 Roomettes, 4 Double Bedrooms—(2 cars—1 each for Los Angeles and San Francisco).  
Reclining Seat Coaches... St. Louis to Denver (192 seats—all reserved) (4 cars—2 for Cheyenne, 1 each for Los Angeles and Portland).  
Dining Car... A la carte and club or table d'hote service.

★ **NO. 10—Streamliner CITY OF ST. LOUIS—DAILY**  
U. P. 10 to Kansas City; Wabash 10 to St. Louis.  
Club Lounge Car @ Denver to St. Louis.  
Standard Sleeping Cars... Denver to Kansas City—6 Sections, 6 Roomettes, 4 Double Bedrooms.  
Denver to St. Louis—10 Sections, D. R., Compt. (from Portland).  
Denver to St. Louis—6 Sections, 6 Roomettes, 4 Double Bedrooms—(2 cars—1 each from Los Angeles and San Francisco).  
Reclining Seat Coaches... Denver to St. Louis (192 seats—all reserved) (4 cars—2 from Cheyenne, 1 each from Los Angeles and Portland).  
Dining Car... A la carte and club or table d'hote service.

★ **NO. 38—PONY EXPRESS—DAILY**  
Standard Sleeping Cars... Denver to Kansas City—12 Sections, D. R. (from Los Angeles).  
Tourist Sleeping Car... Denver to Kansas City—16 Sec. (from San Francisco).  
Coaches... Denver to Kansas City.  
Dining Car... A la carte and club or table d'hote service.



**DENVER — SALT LAKE CITY**

Pony Express 37 Example	City of St. Louis-Utah 9-3 Example	Table J Condensed Schedules All Trains Daily		Utah-City of St. Louis 4-10 Example	Pony Express 38 Example
5.20 SUN	7.15 SUN	Lv Denver (M.T.)	Ar	8.45 SUN	7.45 MON
6.07 "		La Salle	Ar		
Via Borie	10.00 "	Lv Cheyenne	Ar	5.40 "	Via Borie
9.05 SUN	11.40 "	Lv Laramie	Lv	4.10 "	4.00 MON
11.45 SUN	2.00 "	Rawlins		1.40 "	1.38 MON
2.45 MON	5.00 "	Green River		10.40 "	10.55 SUN
5.00 "	7.10 "	Evanston		8.20 "	8.48 "
6.45 "	9.00 "	Ar Ogden		6.20 "	6.50 "
8.10 MON	10.25 SUN	Ar Salt Lake City	Lv	5.00 SUN	5.20 SUN

**Equipment for Table J**

★ **NO. 37—PONY EXPRESS—DAILY**  
Club Lounge Car @ Denver to Salt Lake City.  
Standard Sleeping Cars... Denver to Salt Lake City—6 Sections, 6 Roomettes, 4 Double Bedrooms.  
Denver to Salt Lake City—12 Sections, D. R. (from Kansas City to Los Angeles).  
Denver to Ogden—12 Sections, D. R. (for San Francisco in S. P. 21).  
Tourist Sleeping Car... Denver to Ogden—16 Sec. (for San Fran. in S. P. 23).  
Coaches... Denver to Salt Lake City.  
Dining Car... A la carte and club or table d'hote service.

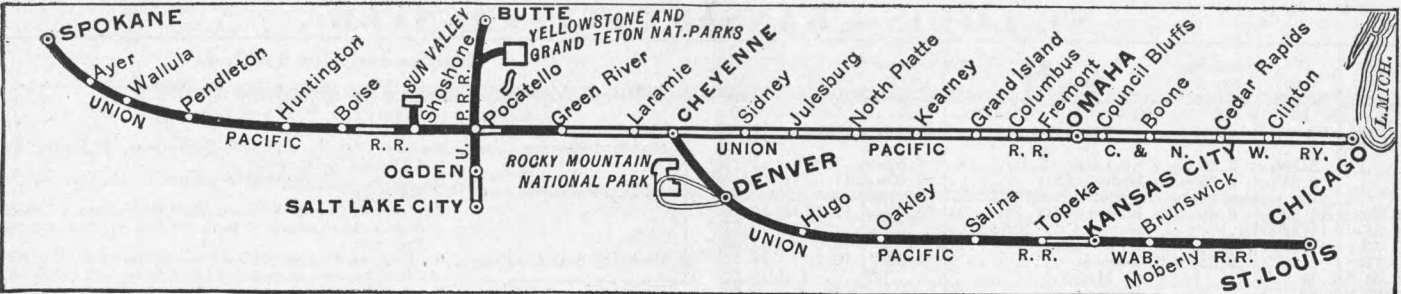
★ **NO. 9-3—Streamliner CITY OF ST. LOUIS—UTAH—DAILY**  
No. 9 to Cheyenne; No. 3 to Salt Lake City.  
Club Lounge Car Service @ Denver to Salt Lake City.  
Standard Sleeping Cars... Denver to Salt Lake City—6 Sections, 6 Roomettes, 4 Double Bedrooms (from St. Louis to Los Angeles).  
Reclining Seat Coach... Denver to Salt Lake City (48 seats—all reserved; from St. Louis to Los Angeles).  
Dining Car... A la carte and club or table d'hote service.

★ **NO. 4-10—UTAH—Streamliner CITY OF ST. LOUIS—DAILY**  
No. 4 to Cheyenne; No. 10 to Denver.  
Club Lounge Car Service @ Salt Lake City to Denver.  
Standard Sleeping Cars... Salt Lake City to Denver—6 Sections, 6 Roomettes, 4 Double Bedrooms (from Los Angeles to St. Louis).  
Reclining Seat Coach... Salt Lake City to Denver (48 seats—all reserved; from Los Angeles to St. Louis).  
Dining Car... A la carte and club or table d'hote service.

★ **NO. 38—PONY EXPRESS—DAILY**  
Club Lounge Car @ Salt Lake City to Denver.  
Standard Sleeping Car... Salt Lake City to Denver—6 Sections, 6 Roomettes, 4 Double Bedrooms.  
Salt Lake City to Denver—12 Sections, D. R. (from Los Angeles).  
Ogden to Denver—12 Sections, D. R. (in S. P. 22 from San Francisco).  
Tourist Sleeping Car... Ogden to Denver—16 Sec. (in S.P. 24 from San Fran.).  
Coach... Salt Lake City to Denver.  
Dining Car... A la carte and club or table d'hote service.

**Footnotes for Page 19**

⊙ Club and lounge cars are for the exclusive use of standard sleeping car passengers.  
★ Regularly assigned through cars air-conditioned. □ Conditional stop; see table 24.  
□ Conditional stop; see table 30.  
(C.T.) Central time. (M.T.) Mountain time. (P.T.) Pacific time. ⊙ Carries coaches only.  
Time from 12.01 midnight to 12.00 noon shown in light face type.  
Time from 12.01 noon to 12.00 midnight shown in heavy face type.



**CHICAGO — OMAHA — SPOKANE**

No. 105 - Bus Example	No. 21-17-66 Example	Table K Condensed Schedules All Trains Daily	No. 65-18-22 Example	Bus- No. 106 Example
4.55 SUN	8.00 SUN	Chicago (C.T.) C. & N. W. Ar	8.15 WED	12.10 TUE
1.40 MON	8.30 MON	Omaha (Union Pacific) Lv	8.00 TUE	3.30 " "
5.27 " "	2.00 " "	North Platte (C.T.) Lv	1.52 " "	11.43 MON
4.30 " "	1.10 " "	North Platte (M.T.) Lv	12.42 " "	10.40 " "
8.00 " "	6.25 MON	Cheyenne Lv	8.05 TUE	7.40 " "
5.45 " "	10.05 TUE	Pocatello Lv	5.30 MON	9.55 " "
9.40 " "	3.45 " "	Boise Lv	11.50 " "	6.05 " "
11.30 " "	6.45 " "	Huntington (M.T.) Lv	9.05 " "	4.00 " "
10.40 MON	6.00 " "	Huntington (P.T.) Ar	7.55 " "	2.50 MON
3.20 TUE	11.55 TUE	Pendleton Lv	2.25 " "	9.43 SUN
9.00 TUE	12.45 WED	Pendleton Ar	1.30 MON	9.20 SUN
	3.35 WED	Wallula Lv	11.30 SUN	
	8.05 WED	Yakima Ar	7.10 SUN	
10.32 TUE	5.30 WED	Walla Walla Ar	9.45 SUN	7.46 SUN
	5.15 WED	Ayer Ar	10.00 SUN	
4.05 TUE	8.25 WED	Lewiston Ar	6.20 SUN	4.30 SUN
	9.15 WED	Moscow Ar	5.45 SUN	
3.50 TUE	7.50 WED	Spokane (P.T.) Ar	7.40 SUN	2.15 SUN

**★ NO. 21-17-66—PACIFIC—DAILY**  
 No. 21 to Green River; No. 17 to Pendleton; No. 66 to Spokane.  
 Club Lounge Car Service ⊗ .Chicago to Pendleton.  
 Standard Sleeping Cars... Chicago to Omaha—12 Sections, D. R. (to Los Angeles). Omaha to Pendleton—12 Sections, D. R. (to Portland). Pocatello to Spokane—12 Sections, D. R. (No. 33 from Salt Lake City).  
 Reclining Seat Coaches... Chicago to Pocatello (for Portland); Pocatello to Spokane (No. 17 from Denver).  
 Dining Car... A la carte and club or table d'hote service.

**★ NO. 65-18-22—PACIFIC—PORTLAND ROSE—DAILY**  
 No. 65 to Pendleton; No. 18 to Green River; No. 22 to Chicago.  
 Club Lounge Car Service ⊗ .Pendleton to Chicago.  
 Standard Sleeping Cars... Pendleton to Omaha—12 Sec., D. R. (from Portland). Omaha to Chicago—12 Sections, D. R., (from Los Angeles). Spokane to Pocatello—12 Sections, D. R. (No. 34 to Salt Lake City).  
 Reclining Seat Coaches... Spokane to Pocatello (No. 18 to Denver); Pocatello to Chicago (from Portland).  
 Dining Car... A la carte and club or table d'hote service.

**★ NO. 106—Streamliner CITY OF PORTLAND—DAILY**  
 Bus to Pendleton; No. 106 to Chicago.  
 Club Lounge Car ⊗ .Pendleton to Chicago.  
 Standard Sleeping Cars... Pendleton to Chicago—Drawing-rooms, Compts., Bedrooms, Roomettes, Sections.  
 Reclining Seat Coaches... Pendleton to Chicago (all seats reserved).  
 Dining Car... A la carte and club or table d'hote service.

**ST. LOUIS — KANSAS CITY — SPOKANE**

No. 37-17-66 Example	Table L Condensed Schedules All Trains Daily	No. 65-18-38 Example
3.30 SUN	St. Louis (C.T.) Wabash Ar	7.30 WED
8.25 SUN	Kansas City Ar	11.55 TUE
11.30 SUN	Kansas City (Union Pacific) Ar	11.50 " "
5.05 MON	Denver (M.T.) Ar	8.10 TUE
10.05 TUE	Pocatello Ar	5.30 MON
11.55 TUE	Pocatello (P.T.) Ar	2.25 " "
12.45 WED	Pendleton Ar	1.30 " "
2.50 " "	Umatilla Ar	12.20 MON
3.35 WED	Wallula Ar	11.30 SUN
8.05 " "	Yakima Ar	7.10 SUN
5.30 " "	Walla Walla Ar	9.45 " "
3.55 " "	Wallula Ar	11.10 " "
5.15 " "	Ayer Ar	10.00 " "
8.25 " "	Lewiston Ar	6.20 " "
9.15 " "	Moscow Ar	5.45 " "
5.15 " "	Ayer Ar	10.00 " "
7.22 " "	Cheney Ar	8.06 " "
7.50 WED	Spokane (P.T.) Ar	7.40 SUN

**Equipment for Table L**  
**★ NO. 37-17-66—PONY EXPRESS—PORTLAND ROSE—DAILY**  
 No. 37 to Denver; No. 17 to Pendleton; No. 66 to Spokane.  
 Observation Sleeping Car ⊗ .Denver to Pendleton—10 Sections (to Portland).  
 Standard Sleeping Cars... Denver to Pendleton—10 Sections, 3 Double Bedrooms (to Portland). Pocatello to Spokane—12 Sections, D. R. (No. 33 from Salt Lake City). Kansas City to Denver—12 Sec., D. R. (to Los Angeles).  
 Reclining Seat Coaches... Kansas City to Pendleton; Denver to Spokane.  
 Dining Car... A la carte and club or table d'hote service.

**★ NO. 65-18-38—PORTLAND ROSE—PONY EXPRESS—DAILY**  
 No. 65 to Pendleton; No. 18 to Denver; No. 38 to Kansas City.  
 Observation Sleeping Car ⊗ .Pendleton to Denver—10 Sections (from Portland).  
 Standard Sleeping Cars... Spokane to Pocatello—12 Sec., D. R. (No. 34 to Salt Lake City). Pendleton to Denver—10 Sec., 3 Double Bedrooms (from Portland). Denver to Kansas City—12 Sec., D. R. (from Los Angs).  
 Reclining Seat Coaches... Spokane to Denver.  
 Dining Car... Pendleton to Kansas City.  
 Dining Car... A la carte and club or table d'hote service.

**Footnotes for Page 20**

⊗ Club and lounge cars are for the exclusive use of standard sleeping car passengers.  
 ★ Regularly assigned through cars air-conditioned.  
 † Via Overland Greyhound Bus north of Pendleton.

(C.T.) Central time. (M.T.) Mountain time. (P.T.) Pacific time.  
 Time from 12.01 midnight to 12.00 noon shown in light face type.  
 Time from 12.01 noon to 12.00 midnight shown in heavy face type.

**CHICAGO — ST. LOUIS — KANSAS CITY — WEST YELLOWSTONE — VICTOR**

No. 27-9-3-11-35-55 Example	Table O (Summer Season) All Trains Daily	No. 56-36-12-4-10-28 Example
3.00 SUN	Chicago (C.T.) C. & N. W. Ar	2.50 TUE
12.35 SUN	Omaha Lv	5.10 " "
1.00 MON	Omaha (Union Pacific) Ar	4.50 TUE
9.25 MON	Cheyenne (M.T.) Lv	6.37 MON
3.30 SUN	St. Louis (C.T.) (Wab.) Ar	1.50 TUE
8.25 " "	Kansas City Lv	9.00 " "
8.45 SUN	Kansas City Ar	8.45 TUE
7.00 MON	Denver (M.T.) Lv	9.00 MON
7.15 " "	Denver Ar	8.45 " "
9.35 MON	Cheyenne Ar	6.35 MON
10.00 MON	Cheyenne (M.T.) Lv	5.40 MON
4.40 " "	Green River Lv	10.40 " "
5.15 " "	Green River Ar	10.00 " "
10.45 MON	Pocatello Lv	4.30 " "
1.55 TUE	Pocatello Ar	1.40 " "
2.30 " "	Blackfoot Lv	12.50 " "
3.25 " "	Idaho Falls Lv	12.05 MON
5.00 TUE	Ashten Ar	10.15 SUN
5.15 TUE	Ashten Lv	10.00 SUN
7.00 TUE	Victor Ar	8.15 SUN
7.30 TUE	W. Yellowstone (M.T.) Lv	7.30 SUN

**NO. 27-3-11-35-55 ( SAN FRAN. OVERLAND—YELLOWSTONE SPEC. NO. 9-3-11-35-55 —DAILY**  
 No. 27 Chicago to Cheyenne (C. & N. W. east of Omaha); No. 9 St. Louis to Cheyenne (Wabash east of Kansas City); No. 3 to Green River; No. 11 to Pocatello; No. 55 Ashten to Victor.  
 Club Lounge Car Service ⊗ .Chicago and St. Louis to Pocatello.  
 Standard Sleeping Car... Chicago to West Yellowstone—10 Sec., D. R., Compts. St. Louis to W. Yellowstone—Sections and rooms (requires car to car change after leaving Cheyenne).  
 Coaches... Chicago to Cheyenne; St. Louis to Pocatello; Pocatello to West Yellowstone and Victor (all seats reserved from Chicago and St. Louis to Pocatello).  
 Dining Car... A la carte and club or table d'hote service.

**NO. 56-36-12-4-10-28—YELLOWSTONE SPEC.—SAN FRAN. OVERLAND DAILY**  
 No. 56 Victor to Ashten; No. 36 W. Yellowstone and Ashten to Pocatello; No. 12 to Green River; No. 4 to Cheyenne; No. 10 Cheyenne to St. Louis; No. 28 to Chicago. C. & N. W. east of Omaha; Wabash east of Kansas City.  
 Club Lounge Car Service ⊗ .Pocatello to St. Louis and Chicago.  
 Standard Sleeping Cars... W. Yellowstone to Chicago—10 Sec., D. R., Compts. West Yellowstone to St. Louis—Sections and rooms. (requires car to car change after leaving Pocatello).  
 Coaches... Victor and W. Yellowstone to Pocatello; Pocatello to Cheyenne and St. Louis; Cheyenne to Chicago (all seats reserved east of Pocatello).  
 Dining Car... A la carte and club or table d'hote service.

**LOS ANGELES — SALT LAKE CITY — WEST YELLOWSTONE — BUTTE**

Northwest Special 33 Example	Butte Special 38-29 Example	Yellowstone Special 38-29-35-55 Example	Table R All Trains Daily	Yellowstone Special 36-36-30-37 Example	Butte Special 30-37 Example	Northwest Special 34-3 Example
6.00 SU	6.00 SU	6.00 SU	Los Angeles (P.T.) Ar	7.15 TU	7.15 TU	3.15 MO
6.25 " "	6.25 " "	6.25 " "	East Los Angeles Ar	6.40 " "	6.40 " "	2.50 " "
7.55 " "	7.55 " "	7.55 " "	Riverside Ar	4.55 " "	4.55 " "	1.47 " "
8.25 " "	8.25 " "	8.25 " "	San Bernardino Lv	4.25 " "	4.25 " "	1.25 " "
8.35 " "	8.35 " "	8.35 " "	San Bernardino Ar	4.15 " "	4.15 " "	1.20 " "
10.40 " "	10.40 " "	10.40 " "	Barstow Ar	1.55 TU	1.55 TU	11.15 " "
3.25 MO	3.25 MO	3.25 MO	Las Vegas Lv	8.35 MO	8.35 MO	7.30 " "
3.45 " "	3.45 " "	3.45 " "	Las Vegas Ar	8.15 " "	8.15 " "	7.15 " "
7.20 " "	7.20 " "	7.20 " "	Caliente (P.T.) Lv	4.55 " "	4.55 " "	4.25 " "
8.35 " "	8.35 " "	8.35 " "	Caliente (M.T.) Ar	5.40 " "	5.40 " "	5.15 " "
10.50 " "	10.50 " "	10.50 " "	Lund Lv	3.15 " "	3.15 " "	3.15 " "
11.35 " "	11.35 " "	11.35 " "	Milford Lv	2.20 " "	2.20 " "	2.30 " "
11.45 " "	11.45 " "	11.45 " "	Milford Ar	2.10 " "	2.10 " "	2.22 " "
1.35 " "	1.35 " "	1.35 " "	Lynnndyl Lv	12.05 " "	12.05 " "	1.00 " "
1.45 " "	1.45 " "	1.45 " "	Lynnndyl Ar	11.55 " "	11.55 " "	12.58 MO
4.45 " "	4.45 " "	4.45 " "	Salt Lake City Lv	8.45 " "	8.45 " "	10.48 SU
8.00 " "	8.00 " "	8.00 " "	Salt Lake City (MT) Ar	8.00 " "	8.00 " "	10.15 " "
9.05 " "	9.05 " "	9.05 " "	Ogden Lv	7.00 " "	7.00 " "	9.15 " "
9.35 MO	9.35 MO	9.35 MO	Ogden Ar	6.40 " "	6.40 " "	8.55 " "
1.10 TU	1.10 TU	1.10 TU	Pocatello Lv	3.15 " "	3.15 " "	5.35 " "
1.40 " "	1.40 " "	1.40 " "	Pocatello Ar	1.40 " "	2.40 " "	4.55 " "
5.45 " "	5.45 " "	5.45 " "	Blackfoot Lv	12.50 " "	1.57 " "	4.10 " "
6.35 " "	2.23 " "	2.30 " "	Blackfoot Ar	12.05 MO	1.10 MO	3.25 SU
7.35 " "	3.10 TU	3.15 TU	Idaho Falls Ar	11.50 SU	11.50 SU	3.00 SU
7.45 " "			Idaho Falls Lv	10.39 " "	10.39 " "	1.40 " "
8.55 " "			St. Anthony Ar	10.15 SU	10.15 SU	1.15 SU
9.25 MO			Ashten Ar	10.00 SU	8.15 SU	
			Ashten Lv	7.00 TU	7.00 TU	
			West Yellowstone Lv	7.30 SU	7.30 SU	
7.35 MO	3.10 TU		Idaho Falls Ar			1.10 MO
8.51 " "	4.32 " "		Dubois Lv			11.45 SU
9.12 " "	4.53 " "		Spencer Lv			11.22 " "
10.15 " "	5.55 " "		Lima Lv			10.30 " "
10.25 " "	6.05 " "		Lima Ar			10.15 " "
11.06 " "	6.47 " "		Armstead Lv			9.33 " "
12.01 " "	7.23 " "		Dillon Ar			8.58 " "
12.48 " "	8.10 " "		Melrose Lv			8.03 " "
1.40 " "	9.10 " "		Silver Bow Ar			7.05 " "
2.00 MO	9.30 TU		Butte (M.T.) Lv			6.45 SU

**Equipment for Table R**  
**★ NO. 38-29-35-55—PONY EXPRESS—YELLOWSTONE SPEC.—DAILY**  
 No. 38 to Salt Lake City; No. 29 to Butte; No. 35 Pocatello to Ashten and West Yellowstone; No. 55 Ashten to Victor.  
 Club Lounge Car ⊗ .Los Angeles to Salt Lake City.  
 Standard Sleeping Cars... Los Angeles to Butte—10 Sections, 3 Double Bedrooms. Salt Lake City to Butte—12 Sections, D. R. Salt Lake to W. Yellowstone—10 Sec., D. R., Compts. Salt Lake City to West Yellowstone—10 Sec., 2 D. R.  
 Reclining Seat Coaches... Los Angeles to Salt Lake City; Salt Lake City to Butte. Pocatello to West Yellowstone and Victor.  
 Dining Car... A la carte and club or table d'hote service.

**★ NO. 38-29—PONY EXPRESS—BUTTE SPECIAL—DAILY**  
 No. 38 to Salt Lake City; No. 29 to Butte.  
 Club Lounge Car ⊗ .Los Angeles to Salt Lake City.  
 Standard Sleeping Cars... Los Angeles to Butte—10 Sections, 3 Double Bedrooms.  
 Reclining Seat Coaches... Los Angeles to Salt Lake City; Salt Lake City to Butte.  
 Dining Car... A la carte and club or table d'hote service.

**★ NO. 33—NORTHWEST SPECIAL—DAILY**—Salt Lake City to Butte.  
 Standard Sleeping Car... Salt Lake City to Pocatello—12 Sections, D. R. (No. 17-66 Pocatello to Spokane—open 9:30 p.m.).  
 Reclining Seat Coach... Salt Lake City to Butte.  
 Salt Lake City to Idaho Falls (No. 45 to Ashten).

**★ NO. 56-36-30-37—YELLOWSTONE SPEC.—PONY EXPRESS—DAILY**  
 No. 56 Victor to Ashten; No. 36 W. Yellowstone and Ashten to Pocatello; No. 30 to Salt Lake City; No. 37 to Los Angeles.  
 Club Lounge Car ⊗ .Salt Lake City to Los Angeles.  
 Standard Sleeping Cars... Butte to Los Angeles—10 Sections, 3 Double Bedrooms. Butte to Salt Lake City—12 Sections, D. R. West Yellowstone to Salt Lake City—10 Sections, D. R. Compts.  
 Reclining Seat Coaches... West Yellowstone to Salt Lake City—10 Sec., 2 D. R. Victor and W. Yellowstone to Pocatello; Pocatello to Salt Lake City; Salt Lake City to Los Angeles.  
 Dining Car... Butte to Pocatello; Salt Lake City to Los Angeles.

**★ NO. 30-37—BUTE SPECIAL—PONY EXPRESS—DAILY**  
 No. 30 to Salt Lake City; No. 37 to Los Angeles.  
 Club Lounge Car ⊗ .Salt Lake City to Los Angeles.  
 Standard Sleeping Cars... Butte to Los Angeles—10 Sec., 3 Double Bedrooms. Butte to Salt Lake City—12 Sections, D. R.  
 Reclining Seat Coaches... Butte to Salt Lake City.  
 Dining Car... Butte to Pocatello; Salt Lake City to Los Angeles.

**★ NO. 34-3—NORTHWEST SPECIAL—DAILY**  
 No. 34 to Salt Lake City; No. 3 to Los Angeles.  
 Standard Sleeping Cars... Pocatello to Salt Lake City—12 Sec., D. R. (No. 65-18 from Spokane).  
 Reclining Seat Coaches... Salt Lake City to Los Angeles—Drawing rooms, Compts., Bedrooms, Roomettes, Sections. Butte to Salt Lake City. Idaho Falls to Salt Lake City (No. 46 from Ashten).  
 Dining Car... Pocatello to Ogden; Salt Lake City to Los Angeles.

**Footnotes for Page 21**

⊗ Club and lounge cars are for the exclusive use of standard sleeping car passengers.  
 ★ Regularly assigned through cars air-conditioned. (f) Stops only on signal.  
 ■ Operates only during Yellowstone Park season, about June 20 to September 10.  
 • Meal stop.  
 (C.T.) Central time. (M.T.) Mountain time. (P.T.) Pacific time.  
 Time from 12.01 midnight to 12.00 noon shown in light face type.  
 Time from 12.01 noon to 12.00 midnight shown in heavy face type.

SALT LAKE CITY — BOISE — PENDLETON — SPOKANE

Table T Condensed Schedules All Trains Daily. Includes routes for Salt Lake City (M.T.), Ogdén, Pocatello, Sun Valley, Shoshone, and Spokane (P.T.).

Equipment for Table T. NO. 33-17-66—NORTHWEST SPECIAL—PORTLAND ROSE—DAILY. Club Lounge Car, Standard Sleeping Car, Reclining Seat Coach, Dining Car.

Chicago — St. Louis — Sun Valley

Table V Condensed Schedules All Trains Daily. Includes routes for Chicago (CT) C.&N.W., Omaha (Un. Pac.), St. Louis (Wabash), Kansas City (Un. Pac.), Cheyenne (MT), Green River (MT), Salt Lake City (MT), Shoshone, and Sun Valley (MT).

Equipment for Table V. NO. 105—Streamliner CITY OF PORTLAND—DAILY. NO. 9-3-11—Streamliner CITY OF ST. LOUIS—IDAHOAN—DAILY. NO. 106—Streamliner CITY OF PORTLAND—DAILY. NO. 12-4-10—IDAHOAN—Streamliner CITY OF ST. LOUIS—DAILY.

SALT LAKE CITY — BOISE — PORTLAND — SEATTLE

Table U Condensed Schedules All Trains Daily. Includes routes for Salt Lake City (M.T.), Ogdén, Pocatello, Sun Valley, Shoshone, and Seattle (P.T.).

Equipment for Table U. NO. 31-11-401—IDAHOAN—DAILY. Club Lounge Car, Standard Sleeping Cars, Reclining Seat Coaches, Dining Car.

NO. 33-17-457—NORTHWEST SPECIAL—PORTLAND ROSE—DAILY

Club Lounge Car, Observation Sleeping Car, Standard Sleeping Cars, Reclining Seat Coaches, Dining Car.

NO. 458-18-34—PORTLAND ROSE—NORTHWEST SPECIAL—DAILY

Club Lounge Car, Observation Sleeping Car, Standard Sleeping Cars, Reclining Seat Coach, Dining Car.

NO. 402-12-32—IDAHOAN—DAILY

Club Lounge Car, Standard Sleeping Cars, Reclining Seat Coaches, Dining Car.

Footnotes for Page 22. Club and lounge cars are for the exclusive use of standard sleeping car passengers. Regularly assigned through cars air-conditioned. Motor bus service provided.

PORTLAND — WALLA WALLA — YAKIMA — LEWISTON — SPOKANE

Table W All Trains Daily—(Pacific Time). Includes routes for Portland, Walla Walla, Yakima, Lewiston, and Spokane.

NO. 20—SPOKANE—DAILY. Standard Sleeping Cars, Tourist Sleeping Cars, Reclining Seat Coaches.

NO. 19—SPOKANE—DAILY. Standard Sleeping Cars, Tourist Sleeping Cars, Reclining Seat Coaches.

Spokane, San Francisco and Los Angeles

Table X All Trains Daily (Pacific Time). Includes routes for Spokane, San Francisco, and Los Angeles.

Seattle, San Francisco and Los Angeles

Table Y All Trains Daily (Pacific Time). Includes routes for Seattle, San Francisco, and Los Angeles.

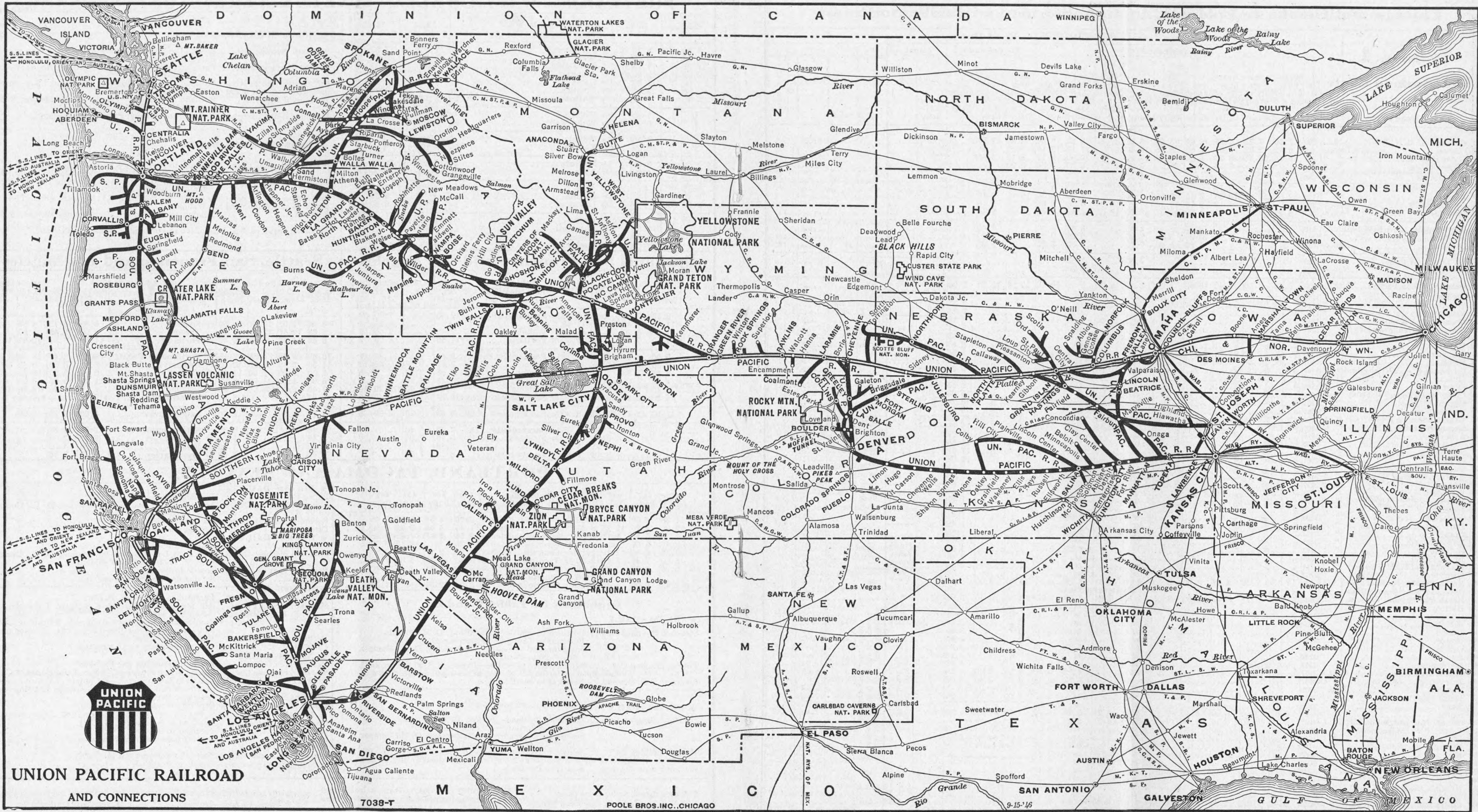
PORTLAND, TACOMA AND SEATTLE

Table Z All Trains Daily. Includes routes for Portland, Tacoma, and Seattle.

NO. 457—DAILY. NO. 458—DAILY. NO. 407—DAILY. NO. 408—DAILY. NO. 409—DAILY. NO. 460—DAILY.

Equipment for Tables Y and Z. NO. 401—DAILY. NO. 402—DAILY.

Arrives, departs Seattle Union Depot. Arrives, departs Seattle King Street Station. Regularly assigned through cars air-conditioned. U. P. Stages, Portland—Spokane. Via Pacific Greyhound Bus.



**UNION PACIFIC RAILROAD**  
AND CONNECTIONS

7038-T

POOLE BROS. INC. CHICAGO

9-15-16

# Chicago and Omaha to Colorado, Utah, California and Pacific Northwest

M I L E S		WESTBOUND—Read Down												
		Table No. 1 The Overland Route												
		To Pacific Coast			To Colorado			Local						
Elevation		Stream- liner City of San Fr'n 101	Stream- liner City of Los Ang 103 Daily	Stream- liner City of Portland 105 Daily	Los Angeles Limited Daily	San Fran- cisco Over'd 27 Daily	Pacific 21 Daily	Mail and Express 5 Daily	San Fran- cisco Chal- lenger 23 Daily	Train Number 13 Daily	Stream- liner City of Denver 111 Daily	National Park Spec. 1-15 Daily	Col- umbine 53 Daily	Motor 547 Daily
0	<b>Chicago</b> (C. & N. W.) (C.T.) Ill. Lv	590	7.30	7.20	4.55	12.01	3.00	8.00	8.10	8.45	5.00	12.01		
138	Clinton Iowa Lv	538	9.42	9.32	7.07	2.55	5.25	10.40	11.10	12.15	7.02	2.55		
219	Cedar Rapids Iowa Lv	731	10.56	10.46	8.26	6.45	6.45	12.20	12.50	8.15	3.50			
289	Marshalltown Iowa Lv	884			9.34		2.00		2.30	9.20				
	Des Moines Iowa Lv	835					1.40		1.40					
327	Ames Iowa Lv	917			10.10		2.55		3.35	4.50	9.55			
340	Boone Iowa Lv	1138	12.50	12.40	10.35	6.15	9.00	4.20	4.20	5.30	10.15	6.15		
485	Council Bluffs Iowa Ar	993			1.12	9.15	12.10	7.30	8.50	8.10	12.25	9.15		
488	Omaha Neb. Ar	1033	3.15	3.05	1.30	9.35	12.35	8.00	8.40	9.30	12.45	9.35		
0	<b>Minneapolis</b> (C. & N.W.) Minn. Lv	918				8.40	8.40	8.45	8.45	8.40		8.40		
11	St. Paul Minn. Lv	703				9.20	9.20	9.25	9.25	9.20		9.20		
377	Omaha Neb. Ar	1033				8.20	8.20	7.50	7.50	8.20		8.20		
0	<b>St. Louis</b> (Wabash) Mo. Lv	480					7.50		7.50					
414	Omaha Neb. Ar	1033					8.20		8.20					
0	<b>Omaha</b> (Union Pacific) Neb. Lv	1033	3.25	3.15	1.40	10.00	1.00	8.30	9.25	9.10	10.10	12.55	10.00	7.00
19	Elkhorn " " " " " " " "	1166								M.				
22	Waterloo (Elkhorn River) " " " " " " " "	1126								M.				
25	Valley " " " " " " " "	1140								M.				
37	Fremont (Named for Gen. Fremont) " " " " " " " "	1197								M.				
44	Ames " " " " " " " "	1231								M.				
52	North Bend " " " " " " " "	1275								M.				
59	Rogers " " " " " " " "	1312								M.				
66	Schuyler " " " " " " " "	1350								M.				
74	Richland " " " " " " " "	1401								M.				
82	Columbus (45, 46, 27, Hydro-electric Plant) " " " " " " " "	1447								M.				
89	Duncan " " " " " " " "	1494								M.				
100	Silver Creek " " " " " " " "	1548								M.				
111	Clarks (Grand Poudre Vil., 1805) " " " " " " " "	1622								M.				
122	Central City 44 " " " " " " " "	1701								M.				
132	Chapman 44 " " " " " " " "	1766								M.				
144	Grand Island (44, 47, 49) " " " " " " " "	1864								M.				
144	Grand Island (52, 53) " " " " " " " "	1864								M.				
152	Alda " " " " " " " "	1916								M.				
160	Wood River " " " " " " " "	1966								M.				
167	Shelton " " " " " " " "	2019								M.				
173	Gibbon " " " " " " " "	2061								M.				
182	Buda (Old Fort Kearny) " " " " " " " "	2118								M.				
186	Kearney 43 (State Normal) " " " " " " " "	2149								M.				
196	Odessa " " " " " " " "	2222								M.				
202	Elm Creek (Indian Fights, 1867) " " " " " " " "	2265								M.				
211	Overton " " " " " " " "	2318								M.				
215	Josselyn " " " " " " " "	2346								M.				
222	Lexington " " " " " " " "	2389								M.				
230	Darr " " " " " " " "	2451								M.				
236	Cozad " " " " " " " "	2487								M.				
240	Willow Island " " " " " " " "	2523								M.				
246	Gothenburg " " " " " " " "	2563								M.				
259	Brady Island " " " " " " " "	2651								M.				
268	Maxwell (Old Ft. McPherson) " " " " " " " "	2711								M.				
276	Gannett " " " " " " " "	2768								M.				
281	<b>North Platte</b> (No. Platte River Mountain Time) former "Buffalo Ranch" no. " " " " " " " "	Ar 2802	7.16	7.06	5.27	3.00	5.55	2.00	2.51	3.25	4.15	4.47	3.00	3.35
281	<b>North Platte</b> (Mountain Time) " " " " " " " "	Lv 2802	6.17	6.07	4.30	2.30	5.05	1.10	2.01	2.35	3.30	3.50	2.25	2.50
281	Hershey " " " " " " " "	2803								M.				
294	O'Fallons 30 " " " " " " " "	2838								M.				
301	Sutherland " " " " " " " "	2959								M.				
313	Paxton " " " " " " " "	3056								M.				
325	Roscoe " " " " " " " "	3166								M.				
332	Ogallala " " " " " " " "	3213								M.				
341	Brule " " " " " " " "	3288								M.				
351	Big Springs " " " " " " " "	3369								M.				
363	<b>Julesburg</b> (Indian Battles, 1865-75) Colo. Ar	3467								M.				
363	<b>Julesburg</b> " " " " " " " "	Lv 3467								M.				
378	Chappell " " " " " " " "	3695								M.				
387	Lodge Pole " " " " " " " "	3831								M.				
394	Sunol " " " " " " " "	3921								M.				
405	Sidney " " " " " " " "	Ar 4091	8.02	7.49	6.09	4.38	7.13	3.40	4.21	5.15	6.30			
405	Sidney (Lookout Station, old) " " " " " " " "	Lv 4091	8.03	7.50	6.10	4.48	7.23	3.50	4.31	5.25	6.40			
424	Potter (Pt. Sidney north) " " " " " " " "	4387								M.				
433	Dix " " " " " " " "	4551								M.				
442	Kimball—See Note @ " " " " " " " "	4706								M.				
454	Bushnell " " " " " " " "	4866								M.				
464	Pine Bluffs (Neb.-Wyo. State Line) Wyo. Ar	5047								M.				
475	Egbert 42 " " " " " " " "	5286								M.				
480	Burns " " " " " " " "	5455								M.				
487	Hillsdale (Rocky Mts. to South) " " " " " " " "	5638								M.				
493	Durham " " " " " " " "	5638								M.				
507	<b>Cheyenne</b> (Capital of Wyo.) (Port Warren) Wyo. Ar	6060	9.48	9.35	7.50	6.50	9.25	6.10	6.40	7.50	9.10			

# Chicago and Omaha to Colorado, Utah, California and Pacific Northwest

M I L E S		WESTBOUND—Read Down												
		Table No. 1 The Overland Route												
		To Pacific Coast												
Elevation		Stream- liner City of San Fr'n 101	Stream- liner City of Los Ang 103 Daily	Stream- liner City of Portland 105 Daily	Los Angeles Limited Daily	San Fran- cisco Over'd 27 Daily	Mail and Express 5 Daily	San Fran- cisco Chal- lenger 23 Daily	Train Number 13 Daily	Stream- liner City of Denver 111 Daily	National Park Spec. 1-15 Daily	Col- umbine 53 Daily	Motor 547 Daily	
507	<b>Cheyenne</b> 30, 42. Wyo. Lv	6060	9.58	9.45	8.00	7.05	10.05	6.55	6.25	8.10	10.00			
516	Borie " " " " " " " "	6561												
526	Granite Canon " " " " " " " "	7315												
529	Ozone " " " " " " " "	7557												
534	Buford " " " " " " " "	7862												
538	Sherman (Highest Point on route) " " " " " " " "	8013												
540	Dale Creek (Rocky Mts. to south) " " " " " " " "	7921												
545	Hermosa (Laramie Basin) " " " " " " " "	7899												
555	Red Buttes " " " " " " " "	7313												
563	Laramie (State University) " " " " " " " "	Ar 7151	11.17	11.06	9.17	8.30	11.40	8.25	8.00	9.55	11.30	8.55	8.40	
563	Laramie (Snowy Range west) " " " " " " " "	Lv 7151	11.18	11.07	9.18	8.40	11.50	8.35	8.10	10.05	11.40	9.05	8.50	
583	Bosler " " " " " " " "	7082								D.				
588	Cooper Lake (Laramie Peak) " " " " " " " "	7037								D.				
591	Lookout (45 miles north) " " " " " " " "	7125								D.				
596	Harper " " " " " " " "	7079								D.				
603	Rock River (Oil fields 1 1/2 miles south) " " " " " " " "	6910								D.				
606	Wilcox " " " " " " " "	6969								D.				
620	Medicine Bow " " " " " " " "	6564								D.				
624	Calvin " " " " " " " "	6613								D.				
630	Como (Fossil Dinosaur beds) " " " " " " " "	6712								D.				
640	Hanna (Coal Mines) " " " " " " " "	6775								D.				
645	Percy (Elk Mt. 16 miles south) " " " " " " " "	6927								D.				
649	Dana " " " " " "													



Between Chicago, Omaha, Denver, Ogden, Salt Lake City and Los Angeles

Table No. 3 The Overland Route. WESTBOUND—Read Down and EASTBOUND—Read Up. Includes routes from Chicago to Los Angeles via Omaha, Denver, and Salt Lake City. Lists stations, distances, and departure/arrival times.

The Seasoned Traveler Goes by Train

For equipment, see pages 8 to 15, inclusive.

Between Chicago, Omaha, Denver, Ogden, Salt Lake City and Los Angeles

Table No. 3 (Continued) The Overland Route. WESTBOUND—Read Down and EASTBOUND—Read Up. Includes routes from Chicago to Los Angeles via Omaha, Denver, and Salt Lake City. Lists stations, distances, and departure/arrival times.

Salt Lake City — Provo — Lyndyl

Table No. 4 Mountain Time. Motor Bus Daily, Mixed 305 Daily, and Ele-va-tion. Lists routes between Salt Lake City, Provo, and Lyndyl.

Salt Lake City — Smelter

Table No. 5 Mountain Time. Motor Bus Daily. Lists routes between Salt Lake City and Smelter.

Tintic — Mammoth — Silver City — Eureka

Table No. 6 Mountain Time. Motor Bus Daily, Motor Bus O, and Motor Bus O. Lists routes between Tintic, Mammoth, Silver City, and Eureka.

Union Pacific Stages Motor Buses operated over public highways. See also section of General Information, page 2, for optional rail-motor bus ticketing arrangement.

This trip is made only when there are passengers to be carried.

East Los Angeles — Pasadena — Glendale

Table No. 7 Pacific Time. Motor Bus, Motor Bus C-103, Motor Bus C-101, Motor Bus C-103, Motor Bus C-137. Lists routes between East Los Angeles, Pasadena, and Glendale.

East Los Angeles — Long Beach — San Pedro

Table No. 8 Pacific Time. Motor Bus, Motor Bus C-204, Motor Bus C-202, Motor Bus C-104, Motor Bus 238. Lists routes between East Los Angeles, Long Beach, and San Pedro.

East Los Angeles — Whittier — Anaheim

Table No. 9 Pacific Time. Motor Bus, Motor Bus C-303, Motor Bus C-301, Motor Bus C-303, Motor Bus C-337. Lists routes between East Los Angeles, Whittier, and Anaheim.

Las Vegas — Boulder City — Hoover Dam

Table No. 10 Pacific Time. Motor Bus Daily, Motor Bus Daily, Motor Bus Daily, Motor Bus Daily. Lists routes between Las Vegas, Boulder City, and Hoover Dam.

For explanation of reference marks in table 3, see page 30.

Between Chicago, Omaha, Denver, Ogden and San Francisco

Table No. 14 The Overland Route. WESTBOUND—Read Down and EASTBOUND—Read Up. Includes routes for Chicago, Omaha, Minneapolis, St. Paul, Omaha, North Platte, Cheyenne, St. Louis, Kansas City, Denver, Cheyenne, Salt Lake City, Ogden, Reno, Sacramento, and San Francisco.

Footnotes for Page 32

No. 101 leaves Chicago, and No. 102 leaves San Francisco, every Tuesday, Thursday and Saturday, averaging 13 round trips each month. See page 6 for sailing dates and schedule.

(f) Stops only on signal.

Via Borie Cut-off; not via Cheyenne.

See tables 24 and 30 for service between St. Louis, Kansas City, Denver and Cheyenne.

Stops to take paying passengers for Ogden or beyond.

Stops to let off paying passengers from Ogden or beyond.

Stops to let off paying passengers from points beyond Sparks.

Stops to let off paying passengers from points beyond Ogden; also to take for Sacramento or beyond.

Stops to take paying passengers for points beyond Ogden; also to let off from Sacramento or beyond.

See table 31 for service between Ogden and Salt Lake City.

Mileage shown on mile posts is from Council Bluffs. See General Information, page 2.

Leaves and arrives from Market Street station.

Leaves and arrives from Third Street station.

San Francisco, Sacramento and Los Angeles (Via Southern Pacific)

Table No. 15 and Table No. 16. Via Valley Line and Via Coast Line. Includes routes for San Francisco, Sacramento, Los Angeles, San Jose, and Watsonville.

For equipment, see pages 10 to 16, inclusive.

Between Chicago, Omaha and Denver

Table No. 17 The Overland Route. WESTBOUND—Read Down and EASTBOUND—Read Up. Includes routes for Chicago, Omaha, Council Bluffs, Omaha, Union Pacific, Omaha, Waterloo, Valley, Fremont, Ames, North Bend, Schuyler, Columbus, Duncan, Silver Creek, Central City, Chapman, Grand Island, Wood River, Shelton, Gibbon, Kearney, Odessa, Elm Creek, Overton, Lexington, Cozad, Willow Island, Gothenburg, Brady Island, Maxwell, North Platte, North Platte, Birdwood, Hershey, O'Fallons, Sutherland, Dexter, Paxton, Roscoe, Ogallala, Brule, Megeath, Big Springs, Barton, Julesburg, Julesburg 1, 2, Ovid, Sedgwick, Red Lion, Crook, Proctor, Iliff, Sterling, Atwood, Merino, Messex, Union, Snyder, Ft. Morgan, Weldona, Goodrich, Orchard, Masters, Hardin, Kersey, La Salle, Greeley, La Salle, Peckham, Gilcrest, Platteville, Ione, Lupton, Brighton, Henderson, Hazeltine, Dupont, Denver, Denver 18, 24, 30, Denver, Estes Park.

Denver—La Salle—Ft. Collins

Table No. 18. Includes routes for Denver, East Lake, Darlow, St. Vrain, Frederick, Firestone, Harney, Gowanda, La Salle, La Salle, Dent, Milliken, Koenig, Boyd, Redmond, Harmony, Fort Collins, Fort Collins, Estes Park.

Footnotes for Page 33

In service only during summer season, until about September 10.

Daily. (f) Stops only on signal. Mixed passenger train.

Stops to take on paying passengers for scheduled stops in Colorado.

Stops to let off paying passengers from Chicago; also to take for Denver.

Stops to let off paying passengers from Denver; also to take on paying passengers for C. & N. W. stations east of Council Bluffs.

Regular service only during Park summer season.

Stops to let off paying passengers from C. & N. W. stations east of Council Bluffs; also to take on paying passengers for Denver.

Yellow Cab Co., between La Salle and Greeley meets all trains. Arrange in advance with La Salle agent.

Stops to let off paying passengers from stations in Colorado.

Stop to let off paying passengers from Denver; also to take paying passengers for Chicago.

Stops to take paying passengers for east of La Salle.

Stops to take or let off paying passengers (reservations required either in Pullman car or coach).

Stops to let off paying passengers from east of La Salle.

Mileage shown on mile posts is from Council Bluffs. For explanation see General Information, page 2.

Time from 12:01 midnight to 12:00 noon is in light face type.

Time from 12:01 noon to 12:00 midnight shown in heavy face type.

Where no time shown, trains do not stop, except as indicated by reference marks.

Do You Know About Our Prepaid Ticket Order Plan?

- We have a plan whereby you may purchase, at your railroad station, an order for railroad service, to be used by a member of your family, or any other person you may designate, at some distant station. This service offers a particularly safe and convenient way of providing tickets and other railroad service to students returning home at holiday and vacation time. These prepaid orders may include railroad tickets, sleeping and parlor car tickets, and cash for meals and other incidentals. Your railroad agent will handle them for you—by telegraph if necessary—and they will be delivered without service charge to any person you may specify, anywhere in the United States or Canada.

UNION PACIFIC RAILROAD

For equipment, see pages 8, 9 and 18.

Between Chicago, Omaha and Spokane, Portland, Tacoma and Seattle

Table No. 20 The Overland Route. WESTBOUND-Read Down and EASTBOUND-Read Up. Includes stations like Chicago, Omaha, Minneapolis, St. Paul, Omaha, Cheyenne, St. Louis, Kansas City, Denver, Cheyenne, Green River, Granger, Opal, Kemmerer, Fossil, Nugget, Beckwith, Cokeville, Pegram, Dingle, Montpeller, Georgetown, Soda Springs, Alexander, Talmage, Bancroft, Pebble, Blaser, Lava Hot Springs, Topaz, McCammon, Onyx, Inkorn, Pocatello, W. Yellowstone, Salt Lake City, Pocatello, Shoshone, Sun Valley, Boise, Nampa, Parma, Nyssa, Arcadia, Ontario, Payette, Weiser, Olds Ferry, Huntington.

Footnotes for Pages 34 and 35. Motor bus. This service is provided for passengers arriving or departing Shoshone and holding through rail tickets to and from Ketchum and room reservations at Sun Valley. Through sleeping car daily to and from West Yellowstone during park summer season. Connecting Sleeping Car service to and from West Yellowstone during park summer season. Runs via Borie Cut-off, not via Cheyenne. Daily. Stops only on signal. Daily except Sunday. Stops to let off paying passengers from Tacoma and beyond; also to take on for Vancouver and beyond. Stops to let off paying passengers from Portland or beyond; also to take for Pocatello or beyond. Stops to take paying passengers for Tacoma or beyond, and to let off from Portland or beyond. Stops to take on paying passengers for Cheyenne and beyond. Stops to let off paying passengers from Pendleton and beyond. Stops to take on paying passengers for north of Umatilla. No. 407 stops at East Olympia to let off paying passengers for Olympia that come from Portland or beyond. Bus to Olympia will be operated when passengers are reported. Stops to take paying passengers for Vancouver and south and to let off from points north of Seattle. Stops to take on or let off paying passengers. Stops to let off paying passengers from north of Umatilla. Stops to let off paying passengers from Pocatello or beyond. Stops to take paying passengers for Seattle and beyond, and to let off from Tacoma and beyond. Stops to take paying passengers for Tacoma and beyond. Stops to take paying passengers for Ogdén, Cheyenne or beyond; also to let off from Pendleton and beyond. Stops to let off paying passengers from Vancouver and beyond, and to take for Tacoma and Seattle. Stops to let off paying passengers from Portland and beyond, Tuesdays only. (Continued on next page)

Between Chicago, Omaha and Spokane, Portland, Tacoma and Seattle

Table No. 20 (Continued) The Overland Route. WESTBOUND-Read Down and EASTBOUND-Read Up. Includes stations like Huntington, Durkee, Pleasant Valley, Baker, Haines, North Powder, Telocaset, Union Jct., Hot Lake, La Grande, Kamela, Meacham, Duncan, Gibbon, Cayuse, Pendleton, Walla Walla, Spokane, Pendleton, Hermiston, Umatilla, Spokane, Umatilla, Ordinance, Boardman, Heppner, Arlington, Rufus, Biggs, Celilo, The Dalles, Mosier, Hood River, Wyeth, Cascade Locks, Bonneville, Multnomah Falls, Bridal Veil, Rooster Rock, Troutdale, Portland.

Between Portland, Tacoma and Seattle

Table No. 20 Continued Pacific Time. 401 Daily, 459 Daily, 407 Daily, 457 Daily, Miles, 460 Daily, 408 Daily, 458 Daily, 402 Daily. Includes stations like Portland, Vancouver, Ridgefield, Woodland, Kalama, Kelso-Longview, Castle Rock, Vader, Winlock, Napavine, Chehalis, Centralia, Bucooda, Tenino, East Olympia, Olympia, Nisqually, Stellacoom, Tacoma, Tacoma 22, Puyallup, North Puyallup, Summer, Auburn, Kent, Seattle, Seattle 22.

Portland-Chehalis-Centralia-Hoquiam

Table No. 21 (Pacific Time). Motor Bus -400 Daily, Motor Bus -408 Daily, Motor Bus -402 Daily. Includes stations like Portland, Chehalis, Centralia, Galvin, Helsing Jct., Independence, Saginaw, Mouth Elma, Melbourn, Cosmopolis, Aberdeen, Hoquiam.

Portland-Seattle-Tacoma-Olympia

Table No. 22 (Pacific Time). Bus-458, Bus-408, Bus-457, Bus-423. Includes stations like Portland, East Olympia, East Olympia, Olympia, Seattle, Tacoma, East Olympia, East Olympia, Olympia.

For equipment, see pages 12 to 17, inclusive.

For equipment, see pages 12 to 17, inclusive. For explanation of reference marks, see page 34.

Between St. Louis, Kansas City, Topeka, Salina and Denver

Table No. 24 The Overland Route. Table No. 25 Kansas City - Junction City - Concordia. Table No. 26 Kansas City - Salina - Solomon - Beloit. Table No. 27 Kansas City - Salina - McPherson. Table No. 28 Kansas City - Salina - Plainville - Oakley. Includes columns for Motor, Passenger, Pony Express, Stream-line, and Mixed Fht.

Between Denver, Cheyenne and Salt Lake City

Table No. 30 The Overland Route (Mountain Time). Table No. 31 Between Ogden and Salt Lake City. Table No. 32 Ogden - Echo - Coalville - Park City. Table No. 33 Laramie - Coalmont. Table No. 34 Saratoga & Encampment Valley R. R. Co. Includes columns for City of St. Louis, Pony Express, Port'd Rose, and Mixed Fht.

Distance between Denver and Salt Lake City via Borie is 613 miles; via Cheyenne is 625 miles.

Between Ogden and Salt Lake City

Table No. 31 (Mountain Time) 31. Includes columns for 3 Daily, 34 Daily, 103, 1 Daily, 32 Daily, 37 Daily, 30 Daily, 4 Daily, 2 Daily, 104, 38 Daily, 31 Daily, 29 Daily, 33 Daily.

Table No. 32 (Mountain Time) 32. Table No. 33 (Mountain Time) 33. Table No. 34 (Mountain Time) 34. Includes columns for Mixed, Mls., and various station names like Ogden, Echo, Coalville, Park City, Laramie, Coalmont, Saratoga, Encampment.

Footnotes for Pages 36 and 37

NOTE - See table 20 for detail schedules to Pacific Northwest. NOTE - See table 14 for detail schedules to San Francisco. NOTE - See table 3 for detail schedules to Los Angeles. Local freight; combination coach with limited space for passengers. Stops to take on or let off paying passengers. Stops to let off paying passengers from north of Pocatello.

For equipment, see pages 14 to 20, inclusive.

Between Salt Lake City, Ogden, Pocatello, West Yellowstone and Butte

Table No. 36 The Overland Route. WESTBOUND—Read Down. EASTBOUND—Read Up. Includes routes to Salt Lake City, Ogden, Pocatello, Idaho Falls, and Butte.

Footnotes for Page 38

\* Daily. (f) Stops only on signal. Operates only during Yellowstone Park Season, June 20 to September 10. † Daily except Sunday. Motor train. Meal stop.

Cache Junction — Logan — Preston. Table No. 37. Includes routes to Salt Lake, Ogden, and Cache Junction.

Ogden — Brigham — Malad. Table No. 38. Includes routes to Ogden, Brigham, and Malad.

Salt Lake — Idaho Falls — W. Yellowstone. Table No. 39. Includes routes to Salt Lake, Idaho Falls, and West Yellowstone.

Salt Lake — Idaho Falls — Ashton — Victor. Table No. 40. Includes routes to Salt Lake, Idaho Falls, Ashton, and Victor.

Omaha — North Platte — So. Torrington. Table No. 42. Includes routes to Omaha, North Platte, and Torrington.

Omaha — Kearney — Stapleton. Table No. 43. Includes routes to Omaha, Kearney, and Stapleton.

Grand Island — Stromsburg — Lincoln. Table No. 44. Includes routes to Grand Island, Stromsburg, and Lincoln.

\* Daily. † Daily except Sunday. ‡ Daily except Saturday and Sunday.

Omaha — Columbus — Norfolk. Table No. 45. Includes routes to Omaha, Columbus, and Norfolk.

Omaha — Columbus — Spalding. Table No. 46. Includes routes to Omaha, Columbus, and Spalding.

Omaha — Grand Island — Loup City — Pleasanton. Table No. 47. Includes routes to Omaha, Grand Island, Loup City, and Pleasanton.

Omaha — Kearney — Stapleton. Table No. 48. Includes routes to Omaha, Kearney, and Stapleton.

Omaha — Grand Island — Ord. Table No. 49. Includes routes to Omaha, Grand Island, and Ord.

Lawrence — Leavenworth. Table No. 50. Includes routes to Lawrence and Leavenworth.

K Sundays, Wednesdays and Fridays only. H Mondays, Wednesdays and Fridays only. E Tuesdays, Thursdays, and Saturdays only.

Kansas City — Topeka — Marysville. Table No. 52. Includes routes to Kansas City, Topeka, and Marysville.

St. Joseph — Marysville — Grand Island. Table No. 53. Includes routes to St. Joseph, Marysville, and Grand Island.

Manhattan — Marysville — Beatrice. Table No. 54. Includes routes to Manhattan, Marysville, and Beatrice.

Lawrence — Leavenworth. Table No. 50. Includes routes to Lawrence and Leavenworth.

On days livestock is to be carried, train No. 82 runs about one-half hour later than schedule shown. Local freight; caboose for passengers.

Union Pacific Branch Lines

Blackfoot — Aberdeen — Mackay

Table No. 56 (Mountain Time) showing train schedules between Blackfoot, Aberdeen, and Mackay.

Idaho Falls — Orvin — St. Anthony

Table No. 57 (Mountain Time) showing train schedules between Idaho Falls, Orvin, and St. Anthony.

Idaho Falls — Ucon — St. Anthony

Table No. 58 (Mountain Time) showing train schedules between Idaho Falls, Ucon, and St. Anthony.

Minidoka — Twin Falls — Buhl — Wells

Table No. 60 (Mountain Time) showing train schedules between Minidoka, Twin Falls, Buhl, and Wells.

Footnotes for Page 40

- Footnotes for Page 40: \* Daily, † Daily except Sunday, (a) Monday, Wednesday and Friday, (b) Monday and Friday, (d) Tuesday, Thursday and Saturday, (f) Stops only on signal, ▲ Motor train, ● Mountain Time is used on this U. P. branch line, but trains to and from Wells, Nevada on the So. Pac. main line use Pacific Time, ☐ Pacific Time prevails in territory shown in table 70, but trains are operated under Mountain Time, as shown in this table. For equivalent in Pacific Time, figure one hour earlier.

Minidoka — Rupert — Bliss

Table No. 61 (Mountain Time) showing train schedules between Minidoka, Rupert, and Bliss.

Burley — Declo

Table No. 62 (Mountain Time) showing train schedules between Burley and Declo.

Nyssa — Homedale — Marsing

Table No. 64 (Mountain Time) showing train schedules between Nyssa, Homedale, and Marsing.

Richfield — Hill City

Table No. 65 (Mountain Time) showing train schedules between Richfield and Hill City.

Boise — Nampa — Emmett — McCall

Table No. 67 (Mountain Time) showing train schedules between Boise, Nampa, Emmett, and McCall.

Caldwell — Wilder

Table No. 68 (Mountain Time) showing train schedules between Caldwell and Wilder.

Shoshone — Ketchum — Sun Valley

Table No. 69 (Mountain Time) showing train schedules between Shoshone, Ketchum, and Sun Valley.

Ontario — Vale and Brogan Vale — Crane and Burns

Table No. 70 (Mountain Time) showing train schedules between Ontario, Vale, Brogan, Crane, and Burns.

Payette — Emmett

Table No. 71 (Mountain Time) showing train schedules between Payette and Emmett.

Portland — La Grande — Joseph

Table No. 72 (Pacific Time) showing train schedules between Portland, La Grande, and Joseph.

Weiser — New Meadows

Table No. 73 (Mountain Time) showing train schedules between Weiser and New Meadows.

Portland and Spokane Short Line

Table No. 74 (Pacific Time) showing train schedules for the Portland and Spokane Short Line.

Pendleton — Wallula — Walla Walla

Table No. 75 (Pacific Time) showing train schedules between Pendleton, Wallula, and Walla Walla.

Portland — Lewiston — Pullman — Moscow

Table No. 76 (Pacific Time) showing train schedules between Portland, Lewiston, Pullman, and Moscow.

Union Pacific Branch Lines

Portland — Lewiston — Stites — Grangeville

Table No. 77 (Pacific Time) showing train schedules between Portland, Lewiston, Stites, and Grangeville.

Portland — Lewiston — Stites — Grangeville

Table No. 78 (Pacific Time) showing train schedules between Portland, Lewiston, Stites, and Grangeville.

Portland — Wallula — Yakima

Table No. 79 (Pacific Time) showing train schedules between Portland, Wallula, and Yakima.

Spokane — Tekoa — Wallace

Table No. 79 (Pacific Time) showing train schedules between Spokane, Tekoa, and Wallace.

Pendleton — Walla Walla — Dayton

Table No. 80 (Pacific Time) showing train schedules between Pendleton, Walla Walla, and Dayton.

Footnotes for Page 41

- Footnotes for Page 41: \* Daily, † Daily except Sunday, || Meals, (f) Stops only on signal, ■ Local freight; caboose for passengers, A Stops to let off paying passengers from points east of Ayer, B Buses run via these stations only when there are passengers to or from Walla Walla or beyond, C Stops to let off paying passengers from points west of Ayer, E Stops to let off paying passengers from east of Umatilla, H Stops to take on paying passengers for east of Umatilla, K Bus station is at Prosser, T Bus station is at East Parker, N Stops to take on paying passengers for west of Umatilla; also to let off paying passengers from east of Ayer, V Train will stop for paying passengers, \* Trains 66 and 65 between Pendleton, Walla Walla and Spokane; see table 20 page 34, ■ Motor Bus operating over public highway. See General Information, page 2, for optional rail-motor bus ticketing arrangement, Time from 12:01 midnight to 12:00 noon shown in light face type, Time from 12:01 noon to 12:00 midnight shown in heavy face type, Figures opposite junction points refer to tables showing diverging trains.

Connecting Bus Service

Table No. 84 (Pacific Time) - Portland - Pendleton - Spokane. Motor bus daily schedules with times and fares.

The Dalles - Bend. Motor bus daily schedules with times and fares.

Table No. 87 (Pacific Time) - Biggs - Shaniko. Motor bus daily schedules with times and fares.

Transfer of Hand Baggage at Chicago

Passengers holding through tickets that require a change of stations in Chicago can relieve themselves of the worry of transferring their hand baggage.

Table No. 85 (Pacific Time) - Spokane - Moscow - Lewiston. Motor bus daily schedules with times and fares.

Fremont - Lincoln. Motor bus daily schedules with times and fares.

Columbus - Lincoln. Motor bus daily schedules with times and fares.

Grand Island - Hastings. Via Yellow Diamond Lines. Motor bus daily schedules with times and fares.

Las Vegas - Tonopah. Via Las Vegas-Tonopah-Reno Stage Line. Motor bus daily schedules with times and fares.

Footnotes for Page 42. (M) Via Capitol Stages. (\*) Via Interstate Transit Lines. (C) Via Elkhorn Valley Stages. (P) Via Pacific Trailways. (M. T.) Mountain Time. (P. T.) Pacific Time.

This arrangement applies only when there is at least a 3-hour interval between actual arrival of train in Chicago and scheduled departure time from outbound station.

The Parmelee transfer coupon, which is a part of the through ticket, also entitles the passenger to use Parmelee limousine service from his incoming depot to his outgoing depot or to any hotel or other destination in downtown Chicago.

Connections at Omaha

Connections at Omaha. Multiple tables showing bus routes to various cities including Chicago, St. Louis, and Kansas City, with times and fares.

Connections at Kansas City

Connections at Kansas City. Multiple tables showing bus routes to various cities including Chicago, St. Louis, and Omaha, with times and fares.

Connections at Denver

Table showing rail connections at Denver with columns for routes (D & R G W, C & S - A T & S F), times, and destinations (Denver, Colorado Springs, Pueblo, etc.).

Connections at Spokane and Butte

Table showing rail connections at Spokane and Butte with columns for routes (The Milwaukee Road, N. P., S. I. - C. P. R., Great Northern, B. A. & P.), times, and destinations (Spokane, Butte, Missoula, etc.).

Connections at Los Angeles

Table showing rail connections at Los Angeles with columns for routes (A. T. & S. F.), times, and destinations (Los Angeles, Fullerton, Anaheim, etc.).

Connections at Seattle

Table showing rail connections at Seattle with columns for routes (Great Northern, C. P. S. S., P. S. N. Co.), times, and destinations (Seattle, Everett, Bellingham, etc.).

Connections at Portland

Table showing rail connections at Portland with columns for routes (S. P. & S.), times, and destinations (Portland, Astoria, Seaside).

Connections at Salt Lake City

Table showing rail connections at Salt Lake City with columns for routes (Western Pacific), times, and destinations (Salt Lake City, Sacramento, Stockton, San Francisco).

The Seasoned Traveler Goes by Train

Footnotes for Pages 43 and 44

Footnote text providing details on train schedules, including daily/weekly exceptions, seasonal services, and specific route information.

ROUND TRIP RAIL FARES

Large table of round trip rail fares with columns for TO/FROM, routes (Los Angeles, San Diego, San Francisco, etc.), and fare amounts. Includes sub-headers for 'Quoted by the Union Pacific Railroad July 8, 1947' and 'Charges shown do not include federal tax.'

Footnote text at the bottom of page 45 providing additional details on fare rules, such as 'Applies to Los Angeles and San Diego' and 'Fares to San Francisco slightly higher.'

# PULLMAN SLEEPING CAR RATES

These rates are compiled from current Pullman Co. tariffs and published as a convenience for patrons. Subject to change without notice.

Rates between Points of Service Shown below. Charges Shown Do Not Include Federal Tax.

See Page 47 for Rates for Upper Berths, Drawing Rooms, Compartments, Bedrooms, Roomettes, etc., Based on Applicable Lower Berth

Chicago		St. Paul Minneapolis		Co. Bluffs Omaha		St. Louis		Kansas City		Denver		BETWEEN		Salt Lake City		Butte		Portland		Seattle Tacoma		Los Angeles		San Francisco			
Double Lower Berth	Standard Berth	Double Lower Berth	Standard Berth	Double Lower Berth	Standard Berth	Double Lower Berth	Standard Berth	Double Lower Berth	Standard Berth	Double Lower Berth	Standard Berth	Double Lower Berth	Standard Berth	Double Lower Berth	Standard Berth	Double Lower Berth	Standard Berth	Double Lower Berth	Standard Berth	Double Lower Berth	Standard Berth	Double Lower Berth	Standard Berth	Double Lower Berth	Standard Berth		
\$14.75	\$9.85	\$14.25	\$9.55	\$11.30	\$7.55	\$14.75	\$9.85	\$11.90	\$7.95	\$8.45	\$5.65	Boise	Ida.	\$3.50	\$2.35	\$4.65	\$4.00	\$4.65	\$3.10	\$0.615	\$0.410	\$10.45	\$7.00	\$10.45	\$7.00		
12.20	9.95	12.20	10.20	9.25	8.20	11.90	9.95	9.85	8.60	8.10	6.10	Butte	Mont.	4.10	2.75	6.70	6.30	6.70	4.50	10.40	6.95	10.40	7.00	10.40	7.00		
14.85	10.45	14.85	10.45	12.20	10.20	14.85	10.45	12.80	10.45	8.75	8.75	Cedar City	Utah	2.95	2.05	7.05	10.80	10.80	12.20	5.25	10.40	6.95	10.40	7.00	10.40	7.00	
8.45	5.65	7.85	5.25	4.95	3.30	8.45	5.65	6.40	4.30	8.45	5.65	Cheyenne	Wyo.	4.95	3.30	6.70	5.55	11.90	7.95	11.90	7.95	11.90	7.95	11.90	7.95		
8.45	5.65	7.85	5.25	4.95	3.30	8.45	5.65	6.40	4.30	8.45	5.65	Chicago	Ill.	11.90	7.95	12.20	9.95	18.25	12.20	18.25	12.20	18.25	12.20	18.25	12.20	18.25	12.20
8.45	5.65	7.85	5.25	4.95	3.30	8.45	5.65	6.40	4.30	8.45	5.65	Denver	Colo.	6.10	4.20	8.15	12.20	12.20	8.15	12.20	8.50	12.75	8.50	12.75	8.50		
D11.90	9.50	D12.20	9.75	D 9.25	7.75	D11.90	9.50	D 9.85	8.15	D 6.40	5.65	Idaho Falls	Ida.	2.95	2.00	2.95	2.00	6.70	5.85	8.10	6.80	8.70	5.85	9.60	6.45		
3.50	2.25	4.35	2.95	2.95	2.00	2.95	2.00	2.95	2.00	4.95	3.30	Kansas City	Mo.	9.85	6.60	9.85	6.60	15.35	10.25	15.35	10.25	15.35	10.25	15.35	10.25		
13.90	9.25	13.35	8.95	10.40	6.95	13.90	9.25	11.00	7.40	7.55	5.10	Ketchum (Sun Valley)	Ida.	3.20	2.15	3.80	5.80	3.85	7.55	M5.10	9.85	6.60	9.85	6.60	9.85	6.60	
15.65	10.45	15.35	10.25	12.75	8.50	15.65	10.45	13.60	9.10	7.50	6.40	Las Vegas	Nev.	4.10	2.75	7.85	5.25	11.95	8.00	13.35	8.95	3.20	2.15	G 6.70	G 4.50		
15.65	10.45	15.70	10.50	12.75	8.50	16.30	9.85	13.35	8.95	11.30	7.55	Lawiston	Ida.	6.95	4.65	10.40	5.85	3.20	2.15	13.90	9.30	H 9.60	H 6.45	13.90	9.30		
18.25	12.20	18.25	12.20	15.35	10.25	17.35	11.55	15.35	10.25	12.75	8.50	Los Angeles	Calif.	6.95	4.65	10.40	L 9.60	L 6.40	E 11.00	E 7.40	13.90	9.30	H 9.60	H 6.45	13.90	9.30	
14.75	9.85	14.50	9.70	11.55	7.70	14.75	9.85	12.20	8.15	8.10	5.40	Lund	Utah	2.95	2.00	6.15	4.10	10.80	7.25	12.20	8.20	4.95	3.30	G 8.45	G 5.65		
2.95	2.00	2.95	2.00	2.95	2.00	4.35	2.95	4.35	2.95	7.50	5.25	Minneapolis	Minn.	11.90	7.95	12.20	10.20	18.30	12.25	18.30	12.25	18.25	12.20	18.25	12.20		
11.90	7.95	11.90	7.95	9.25	6.20	11.90	7.95	9.85	6.60	5.80	3.85	New York	N. Y.	2.95	2.00	6.15	4.10	10.80	7.25	12.20	8.20	4.95	3.30	G 8.45	G 5.65		
3.50	2.25	4.35	2.95	2.95	2.00	4.35	2.95	4.35	2.95	7.50	5.25	Ogden	Utah	2.95	2.00	6.15	4.10	10.80	7.25	12.20	8.20	4.95	3.30	G 8.45	G 5.65		
15.35	10.25	15.70	10.50	12.75	8.50	14.75	9.85	13.35	8.95	9.85	6.60	Omaha—Co. Bluffs	Mo.	9.25	6.20	9.25	6.20	15.35	10.25	15.35	10.25	15.35	10.25	15.35	10.25		
11.90	7.95	12.20	8.20	9.25	6.20	11.90	7.95	9.85	6.60	6.15	4.10	Pendleton	Ore.	9.25	6.20	9.25	6.20	15.35	10.25	15.35	10.25	15.35	10.25	15.35	10.25		
18.25	12.20	18.25	12.20	15.35	10.25	17.35	11.55	15.35	10.25	12.20	8.15	Pocatello	Ida.	2.35	1.55	2.95	2.00	6.40	4.30	7.85	5.25	8.10	5.40	9.30	6.20		
16.50	11.00	16.20	10.80	13.35	8.95	16.50	11.00	14.50	9.70	10.40	6.95	Portland	Ore.	7.85	5.25	6.70	6.30	2.00	2.00	2.95	2.00	L 9.60	L 6.40	L 6.40	L 4.30		
18.25	12.20	18.25	12.20	15.35	10.25	17.35	11.55	15.35	10.25	11.90	7.95	Reno	Nev.	4.95	3.30	8.45	6.40	4.30	9.85	6.65	L 6.15	L 4.10	F 7.55	F 5.10			
11.90	7.95	11.90	7.95	9.25	6.20	11.90	7.95	9.85	6.60	5.80	3.85	Sacramento	Calif.	6.40	4.30	9.85	6.65	L 6.15	L 4.10	F 7.55	F 5.10	3.50	2.35	3.50	2.35		
18.25	12.20	18.25	12.20	15.35	10.25	17.35	11.55	15.35	10.25	12.75	8.50	Salt Lake City	Utah	6.95	4.65	10.40	7.00	7.75	7.85	9.25	6.20	6.95	4.65	6.95	4.65		
18.25	12.20	18.30	12.25	15.35	10.25	17.35	11.55	15.35	10.25	12.20	8.15	San Francisco	Calif.	6.95	4.65	10.40	L 6.40	L 4.30	G 7.85	C 5.25	3.50	2.35	3.50	2.35			
13.35	8.95	12.80	8.60	9.85	6.60	13.35	8.95	10.40	6.95	6.95	4.65	Seattle	Wash.	9.25	6.20	P 6.70	P 4.50	2.95	2.00	2.95	2.00	H 11.00	H 7.40	H 7.85	H 5.25		
15.35	10.25	15.70	10.50	12.75	8.50	14.75	9.85	13.35	8.95	11.30	7.55	Shoshone	Ida.	2.95	2.00	3.20	5.80	3.85	B 6.95	B 4.65	9.25	6.20	9.85	6.65			
2.95	2.00	4.35	2.95	2.95	2.00	4.35	2.95	4.35	2.95	7.50	5.25	Sioux City	Ida.	9.25	6.20	11.00	9.75	15.35	10.25	15.35	10.25	15.35	10.25	15.35	10.25		
13.90	9.25	13.35	8.95	10.40	6.95	13.90	9.25	11.00	7.40	7.55	5.10	Spokane	Wash.	7.85	5.25	P 3.50	P 2.35	3.50	P 2.35	A13.05	A 9.90	H 9.85	H 6.30	11.90	7.95		
18.25	12.20	18.30	12.25	15.35	10.25	17.35	11.55	15.35	10.25	12.20	8.15	St. Louis	Mo.	11.90	7.95	11.90	7.95	17.35	11.55	17.35	11.55	17.35	11.55	17.35	11.55		
11.90	7.95	11.90	7.95	9.25	6.20	11.90	7.95	9.85	6.60	5.80	3.85	St. Paul	Minn.	11.90	7.95	12.20	10.20	18.30	12.25	18.30	12.25	18.25	12.20	18.25	12.20		
15.35	10.25	15.70	10.50	12.75	8.50	14.75	9.85	13.35	8.95	10.75	7.15	Sun Valley (Ketchum)	Ida.	3.20	2.15	3.80	5.80	3.85	M 7.55	M 5.10	9.85	6.60	9.85	6.60			
2.95	2.00	4.35	2.95	2.95	2.00	4.35	2.95	4.35	2.95	7.50	5.25	Tacoma	Wash.	9.25	6.20	P 6.70	P 4.50	2.95	2.00	2.95	2.00	H 10.40	H 6.95	H 7.55	H 5.10		
13.90	9.25	13.35	8.95	10.40	6.95	13.90	9.25	11.00	7.40	7.55	5.10	Victor	Ida.	2.95	2.00	3.20	5.80	3.85	8.10	6.10	9.60	6.60	9.90	6.90			
18.25	12.20	18.30	12.25	15.35	10.25	17.35	11.55	15.35	10.25	12.20	8.15	Walla Walla	Wash.	6.40	4.30	7.90	2.95	2.00	5.90	4.00	H12.55	H 8.40	H 9.35	H 6.30			
11.90	7.95	11.90	7.95	9.25	6.20	11.90	7.95	9.85	6.60	5.80	3.85	Washington	D. C.	2.95	2.00	3.20	5.80	3.85	8.10	6.10	9.60	6.60	9.90	6.90			
15.35	10.25	15.70	10.50	12.75	8.50	14.75	9.85	13.35	8.95	10.75	7.15	West Yellowstone	Mont.	2.95	2.00	3.20	5.80	3.85	8.10	6.10	9.60	6.60	9.90	6.90			
D11.90	D12.20	D 9.25	D 7.75	D11.90	D 9.85	D 7.85	D 9.85	D 7.85	D 9.85	D 7.85	D 9.85																

Lower Standard Berth Rate Between Las Vegas, Nevada and Cedar City, Utah, \$2.95.

- (A) Via Salt Lake City.
- (B) From Tacoma, lower standard berth, \$6.70. Lower tourist berth, \$4.50.
- (C) Via Southern Pacific Company and Portland. From Tacoma lower standard berth, \$7.55. Lower tourist berth, \$5.10.
- (D) Also applies via Ogden. Where through car is operated via Salt Lake City charge for side trip Ogden to Salt Lake City and return with privilege of occupying car at Salt Lake City during one-half day's stop-over is \$1.15. When change of cars is necessary and passengers transfer at Salt Lake City instead of Ogden there is no charge for the side trip.
- (E) Via Southern Pacific Company and Portland. From Tacoma, lower standard berth, \$10.40. Lower tourist berth, \$6.95.
- (F) Via Southern Pacific Company and Portland. From Tacoma, lower berth, \$6.95. Lower tourist berth, \$4.65.
- (G) Via Los Angeles.
- (H) Via Southern Pacific Co. and Portland.
- (I) From Tacoma, lower standard berth, \$8.70. Lower tourist berth, \$5.85.
- (J) Via Southern Pacific Co.
- (M) From Tacoma, lower standard berth, \$6.95. Lower tourist berth, \$4.65.
- (N) From Tacoma, lower standard berth, \$3.50. Lower tourist berth, \$2.35.
- (P) Via Direct Lines.
- (Q) From Tacoma, lower standard berth, \$5.80. Lower tourist berth, \$3.85.

Bedroom Rates: Bedrooms are available on most Union Pacific trains, including the Streamliner trains. See equipment pages 8 to 23 inclusive. Double bedrooms have upper and lower berths. Duplex-Single Bedrooms have only one berth. (See table on opposite page). When occupied by one person, only one rail ticket required.

Exclusive Space Occupancy by One Person: One and one-fourth railroad tickets must be purchased for exclusive use of drawing-room; one and one-tenth tickets for compartment. If Streamliner "City of Los Angeles" or "City of San Francisco" is used, one and one-tenth first class special service charge tickets are required for exclusive occupancy of a compartment, and one and one-fourth first class special service charge tickets for exclusive occupancy of a drawing-room. These tickets are in addition to the regular rail and Pullman tickets. Exception: Only one rail ticket is required for use of a compartment between Chicago, Ill. and Butte, Mont. or Pendleton, Ore. and points north and west thereof (also West Yellowstone, Mont. and Victor, Idaho).

## PULLMAN SEAT FARES

Between Various Cities and to Western Park Gateways

(Charges Shown Do Not Include Federal Tax)

Salt Lake City — Lund	\$1.50	Portland — Seattle	\$1.20	Denver — Cheyenne	\$.65
Lund — Las Vegas	1.30	Portland — Pendleton	1.40	Denver — Laramie	.95
Las Vegas — Los Angeles	1.95	Ogden — Salt Lake City	.65	Denver — North Platte	1.60
Boise — Pocatello	1.40	Salt Lake City — Pocatello	1.05	Denver — Sterling	.80
Shoshone — Pocatello	.65	Omaha — Grand Island	.90	Kansas City — Topeka	.65
Shoshone — Salt Lake City	1.65	Omaha — North Platte	1.75	Kansas City — Manhattan	.65
Portland — Tacoma	.90	Omaha — Cheyenne	2.95	Kansas City — Salina	.90

## Table of Rates for Various Accommodations in Standard Pullman Sleeping Cars

(Charges shown do not include federal tax)

Where Lower Berth Rate is	Upper Berth Rate is	Roomette for one Person is	Duplex Single Room for one Person is	Bed Room for one Person is	Bed Room for two Persons is	Bed R'm Suite for three or more Persons is	Com-partm't for one Person is	Com-partm't for two Persons is	Drawing Room for one Person is	Drawing Room for two Persons is	Lower Berth rate is	Upper Berth rate is
\$ 2.35	\$ 1.80	\$ 3.50	\$ 3.75	\$ 4.20	\$ 4.65	\$ 8.10	\$ 4.65	\$ 6.95	\$ 5.80	\$ 8.10	\$ 1.55	\$ 1.25
2.65	2.00	3.80	4.20	4.75	5.25	9.25	5.25	7.55	6.70	9.25	1.80	1.35
2.95	2.20	4.10	4.65	5.25	5.80	10.40	5.80	8.10	7.30	10.40	2.00	1.50
3.20	2.45	4.50	5.15	5.75	6.40	11.55	6.40	9.25	8.10	11.55	2.15	1.65
3.50	2.65	4.90	5.60	6.30	6.95	12.75	6.95	9.85	8.70	12.75	2.35	1.80
3.80	2.90	5.30	6.05	6.80	7.55	13.90	7.55	11.00	9.60	13.90	2.55	1.95
4.10	3.10	5.70	6.50	7.35	8.10							

# TRAFFIC REPRESENTATIVES . . . UNION PACIFIC RAILROAD

ABERDEEN, WASH.—3 Union Passenger Station, K and River Sts.— Phone 1045  
 C. H. JACKA. . . . . General Agent  
 ALHAMBRA, CALIF.—City Ticket Office, 121 W. Main St.— Phone Atlantic 18763  
 A. L. GETMAN. . . . . (or Phone Cumberland 32624) . . . . . Ticket Agent  
 ASTORIA, ORE.—Foot of 11th Street— Phone 304  
 FLOYD C. FOSTER. . . . . Traveling Freight and Passenger Agent  
 ATLANTA 3, GA.—1232 Healey Building— Phone Jackson 1613  
 P. S. SMITH. . . . . General Agent  
 BEND, ORE.—112 Oregon Ave.— Phone 63  
 H. D. ATHON. . . . . General Agent  
 BIRMINGHAM 3, ALA.—701 Brown-Marx Building— Phone 7-1837  
 D. V. RICKSON. . . . . District Freight and Passenger Agent  
 BOISE, IDAHO—City Ticket Office, Idaho Bldg., 212 No. 8th St.— Phone 414  
 KAY L. JOHNSON. . . . . General Agent  
 BOSTON 8, MASS.—208 Old South Bldg., 294 Washington St.— General Agent  
 M. W. GOONERTY. . . . . (Phone Hubbard 6380) . . . . .  
 BREMERTON, WASH.—Consolidated Ticket Office, 228 First St.— Phone 722  
 S. S. HARVEY. . . . . Ticket Agent  
 BUTTE, MONT.—609 Metals Bank Bldg., 8 West Park Street— Phone 22389  
 J. D. FORD. . . . . General Agent  
 Consolidated Ticket Office—2 North Main Street— Phone 3275  
 D. E. WILDER. . . . . Ticket Agent  
 CHEYENNE, WYO.—City Ticket Office, 120 W. 16th St.— Phone 4421  
 C. E. ASTLER. . . . . General Agent  
 CHICAGO 3, ILL.—9-11 South LaSalle Street at Madison— Phone Randolph 0141  
 D. H. VOLTZ. . . . . Traffic Manager  
 C. A. POLLOCK. . . . . General Freight Agent  
 M. R. BRYAN. . . . . General Agent, Freight Department  
 City Ticket Office, one South LaSalle Street— Phone Randolph 0141  
 JOHN C. POLLOCK. . . . . General Passenger Agent  
 CINCINNATI 2, OHIO—303 Dixie Term. Bldg., 4th & Walnut Sts.— Phone Main 0144  
 F. B. SWOPE. . . . . General Agent  
 CLEVELAND 13, OHIO—1407 Terminal Tower, 50 Public Square—  
 C. J. STEGEMAN. . . . . (Phone Main 3070) . . . . . General Agent  
 COUNCIL BLUFFS, IA.—Union Pacific Transfer Depot— Phone 6134  
 W. M. CALHOUN. . . . . Freight and Passenger Agent  
 DALLAS 1, TEXAS—2108 Mercantile Bank Bldg.— Phone River 1778  
 CARROLL M. BROWN. . . . . General Agent  
 DENVER 2, COLO.—City Ticket Office, 535 17th Street— Phone Keystone 4141  
 P. F. ECHELE. . . . . Traffic Manager  
 M. A. LIGHT. . . . . General Freight Agent  
 K. N. MIDDLEKAUFF. . . . . General Agent, Passenger Department  
 DES MOINES 9, IOWA—407 Equitable Bldg., 6th & Locust Sts.— Phone 3-0583  
 EUGENE R. FIELD. . . . . General Agent  
 DETROIT 26, MICH.—612 Book Building, 1249 Washington Boulevard—  
 MADISON H. FOWLER. . . . . (Phone Cadillac 7794) . . . . . Traffic Manager  
 EAST LOS ANGELES, CALIF.—5454 Ferguson Drive— Phone Angelus 6509  
 J. J. WALKER. . . . . Ticket Agent  
 EUGENE, ORE.—P. O. Box 431— Phone 2885W  
 R. W. MCINTOSH. . . . . Traveling Freight and Passenger Agent  
 FRESNO 1, CALIF.—207 Rowell Bldg., Tulare St. and Van Ness Ave.— Phone 4-6571  
 J. W. HASKELL. . . . . General Agent  
 GERING, NEBR.—Union Pacific Station— Phone 35  
 S. C. CLARKE. . . . . General Agent  
 GLENDALE 3, CALIF.—City Ticket Office, 404½ North Brand Boulevard—  
 W. A. SHOOK. . . . . (Phone Citrus 1-2174, or Chapman 5-1370) . . . . . General Agent  
 HOLLYWOOD 28, CALIF.—City Ticket Office, 6702 Hollywood Blvd.—  
 V. J. SCHMITTROT. . . . . (Ph. Hillside 0321) Gen'l Agt., Passenger Department  
 HUNTINGTON PARK, CALIF.—City Ticket Office, 7002 Pacific Blvd.—  
 R. H. LUND. . . . . (Phone Kimball 9231) . . . . . Passenger Agent  
 KANSAS CITY 6, MO.—200 Waldheim Bldg., 6 East Eleventh St.— Ph. Victor 6530  
 D. R. ALEXANDER. . . . . General Freight and Passenger Agent  
 SAM REINHARDT. . . . . General Agent, Freight Department  
 City Ticket Office—2 East Eleventh Street— Phone Victor 6530  
 E. M. MATTES. . . . . General Agent, Passenger Department  
 LAS VEGAS, NEV.—Union Pacific Station— Phone 1120  
 R. A. BLONDE. . . . . Ticket Agent  
 LEWISTON, IDAHO—Room 7, Union Depot— Phone 1163  
 H. J. BERGER. . . . . General Agent  
 LINCOLN 8, NEBR.—City Ticket Office, 130 So. 13th St.— Phone 2-6517  
 W. W. JOHNS. . . . . General Agent  
 LONG BEACH 2, CALIF.—City Ticket Office, 144 Pine Avenue— Phone 7-2931  
 H. J. DELACY. . . . . General Agent  
 LONGVIEW, WASH.—GUY L. ANDERSON, Freight Station, Phone 818— General Agent  
 LOS ANGELES 14, CALIF.—Union Pacific Bldg., 422 W. 6th Street—  
 W. T. PRICE. . . . . (Phone Trinity 9211) . . . . . Traffic Manager  
 C. F. FARMER. . . . . General Passenger Agent  
 W. H. McCUNE. . . . . General Freight Agent  
 Union Pacific Building—608 So. Olive Street— Phone Trinity 9211  
 C. F. HALLSMAN. . . . . General Agent, Passenger Department  
 W. F. NASH—610 So. Olive Street— General Agent, Freight Department  
 MEMPHIS 3, TENN.—1720 Sterick Bldg., 8 North Third St.— Phone 8-6220  
 W. B. MARKHAM. . . . . District Freight and Passenger Agent  
 MILWAUKEE 3, WIS.—814 Warner Bldg., 212 W. Wisconsin Ave.—  
 K. T. MINDEMANN. . . . . (Phone Marquette 7833) . . . . . General Agent  
 MINNEAPOLIS 2, MINN.—890 Northwestern Bank Bldg., 620 Marquette Ave.—  
 EMIL W. MAU. . . . . (Phone Main 2451) . . . . . General Agent

NEW ORLEANS 12, LA.—504 Canal Bldg., 210 Baronne Street— General Agent  
 JOHN D. BENDA. . . . . (Phone Canal 2274) . . . . .  
 NEW YORK 20, N.Y.—626 Fifth Ave., Suite 350, Rockefeller Center—  
 H. L. LAUBY. . . . . (Phone Circle 6-4900) . . . . . Eastern Traffic Manager  
 C. H. SALTSMARSH. . . . . General Agent, Passenger Department  
 H. C. YERGER. . . . . General Agent, Freight Department  
 OAKLAND 12, CALIF.—215 Central Bank Bldg., 436 14th St. Phone Glencourt 8576  
 L. M. LAYNE. . . . . General Agent  
 OGDEN, UTAH—City Ticket Office, Ben Lomond Hotel Bldg.— Phone 5533  
 J. F. BAKER. . . . . General Agent  
 OMAHA 2, NEBR.—City Ticket Office—Corner 15th & Dodge Streets—  
 WALTER CONREY. . . . . (Phone Jackson 5322) Gen'l Agent, Passenger Department  
 J. R. FRISK. . . . . General Agent, Freight Department  
 City Ticket Office—1614 Farnam Street— Phone Jackson 5322  
 W. W. NEILL. . . . . Ticket Agent  
 PASADENA 1, CALIF.—Un. Pac. Station, 205 W. Colorado St.— Ph. Sycamore 2-4107  
 L. A. WIRGLER. . . . . General Agent  
 PHILADELPHIA 2, PA.—904 Girard Trust Bldg., Broad St. & So. Penn Sq.—  
 MORTON MANN. . . . . (Phone Rittenhouse 6-2170) . . . . . General Agent  
 PITTSBURGH 22, PA.—1419 Oliver Bldg., Smithfield Street and Sixth Avenue—  
 JOHN D. CARTER. . . . . (Phone Atlantic 0260) . . . . . General Agent  
 POCATELLO, IDAHO—Union Pacific Passenger Station— Phone 268  
 W. L. HARDY. . . . . Ticket Agent  
 POMONA, CALIF.—Union Pacific Passenger Station— Phone Pomona 1288  
 E. C. MALLON. . . . . Passenger and Freight Traffic Agent  
 PORTLAND 5, ORE.—751 Pittock Block— Phone Broadway 7771  
 C. W. EVERS. . . . . Traffic Manager  
 J. C. CUMMING. . . . . General Passenger Agent  
 T. J. DOWD. . . . . General Freight Agent  
 DON SUTHERLAND. . . . . General Agent, Freight Department  
 City Ticket Office—701 S. W. Washington Street— Phone Broadway 7771  
 N. B. FALLAS. . . . . General Agent, Passenger Department  
 RENO, NEV.—25 Cladianos Bldg., 118 West 2nd St. Phone Reno 4881  
 E. LARKIN. . . . . General Agent  
 RIVERSIDE, CALIF.—Union Pacific Pass. Station, 7th & Vine Sts.— Phone 622  
 J. L. BRECHIN. . . . . General Agent  
 ST. JOSEPH 2, MO.—City Ticket Office, 517 Francis Street— Phone 2-5485  
 F. F. ROBINSON. . . . . General Freight and Passenger Agent  
 ST. LOUIS 1, MO.—1223 Ambassador Bldg., 411 North 7th St.— Phone Chestnut 7752  
 T. W. GURSKY. . . . . General Agent  
 SACRAMENTO 14, CALIF.—217 Forum Bldg., 1107 Ninth St.— Phone 2-1025  
 F. A. FOX. . . . . General Agent  
 SALINA, KANS.—Third and Ash Streets— Phone 297  
 J. M. BROWN. . . . . General Agent  
 SALT LAKE CITY 1, UTAH—Union Pacific Bldg., 10 So. Main St.— Phone 3-1544  
 B. W. HANSON. . . . . Traffic Manager  
 A. G. BLOOM. . . . . General Passenger Agent  
 City Ticket Office—Hotel Utah, Main and So. Temple Streets— Phone 3-1544  
 W. J. THOMAS. . . . . General Agent, Passenger Department  
 H. G. PELLETIER. . . . . General Agent, Freight Department  
 SAN DIEGO 1, CALIF.—City Ticket Office, 320 Broadway— Phone Franklin 7241  
 H. G. LARIMER. . . . . General Agent  
 SAN FRANCISCO 2, CALIF.—291 Geary Street— Phone Garfield 6030  
 H. A. LAWRENCE. . . . . Traffic Manager  
 GAYLORD P. ALLEN. . . . . General Agent, Freight Department  
 City Ticket Office—Geary at Powell Street— Phone Garfield 6030  
 H. W. HICKS. . . . . General Passenger Agent  
 SAN JOSE 7, CALIF.—206 1st Nat. Bk. Bldg., Santa Clara & 1st Sts.— Ph. Ballard 1834  
 E. A. COONS. . . . . General Agent  
 SAN PEDRO, CALIF.—City Ticket Office, 805 So. Pacific Avenue—  
 J. V. CONNETT. . . . . (Phone Terminal 2-7531) . . . . . General Agent  
 SANTA ANA, CALIF.—City Ticket Office, 305 North Main Street— Phone 1877  
 WALTER DITTMER. . . . . General Agent  
 SANTA MONICA, CAL.—City Ticket Off., 307 Santa Monica Blvd.— Phone 51213  
 W. A. CHENEY. . . . . General Agent  
 SEATTLE 4, WASH.—204 Union Sta., 4th Ave. & Jackson St.— Phone Elliott 6933  
 H. M. WEST. . . . . Assistant Traffic Manager  
 SEATTLE 1, WASH.—City Ticket Office—1300 Fourth Avenue at University—  
 A. L. IVES. . . . . (Phone Elliott 6933) . . . . . General Agent, Passenger Department  
 SIOUX CITY 9, IOWA—405 Commerce Bldg., 520 Neb. St.— Phone 5-8328  
 J. F. TURENTINE. . . . . General Agent, Freight Department  
 SPOKANE 8, WASH.—City Ticket Office—727 Sprague Ave., Corner Post St.—  
 J. R. LIVSEY. . . . . (Phone Main 4121) . . . . . General Agent  
 STOCKTON 6, CAL.—207 Don Burton Bldg., 11 So. Joaquin St.— Phone 2-8981  
 V. J. CHRISTENSEN. . . . . District Freight and Passenger Agent  
 TACOMA 2, WASH.—City Ticket Office, 114 So. Ninth St.— Phone Broadway 2275  
 B. P. COSTELLO. . . . . General Agent  
 TORONTO, ONT.—201-2 Canadian Pacific Bldg., 69 Yonge St.— Phone Elgin 7239  
 W. W. CRIGHTON. . . . . General Agent  
 TULSA 3, OKLA.—823 Kennedy Bldg., 321 South Boston St.— Phone 26559  
 L. B. BRADLEY. . . . . General Agent  
 WALLA WALLA, WASH.—1st Natl. Bank Bldg., 2nd & Alder Sts.— Phone 30  
 J. H. CUNNINGHAM. . . . . General Agent  
 WASHINGTON 5, D. C.—600 Shoreham Bldg., 15th and H Sts., N. W.—  
 HOWARD B. BLANCHARD. . . . . (Phone Republic 0600) . . . . . Washington Representative  
 R. T. PAYNE. . . . . General Agent  
 WINSTON-SALEM 3, N. C.—632 Reynolds Bldg., 4th and Main Sts.— Phone 4881  
 D. R. WALKER. . . . . Traveling Freight and Passenger Agent  
 YAKIMA, WASH.—Union Pacific Building, 104 W. Yakima Ave.— Phone 4181  
 V. E. BUCHANAN. . . . . General Agent



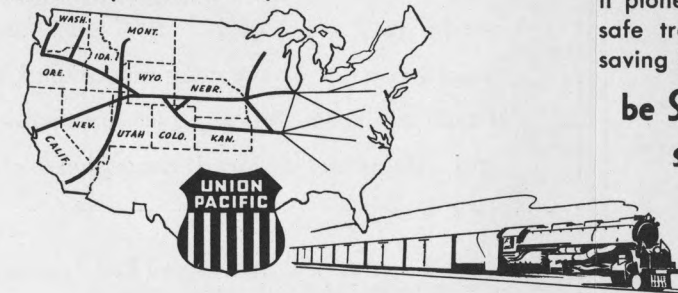
WITH the coming of the railroads, the western frontiers were conquered. They brought men, implements for building homes and towns, transportation for marketing products. Then factories were built. And industries thrived where railroads paved the way.

In the 13 great states served by Union Pacific, there still is land to be tilled, minerals to be unearthed, livestock to be raised, room for new homes and industrial expansion.

Union Pacific will continue to serve the territory it pioneered, by providing efficient, dependable, safe transportation for shippers over the time-saving Strategic Middle Route.

be Specific - say "Union Pacific"

★ Union Pacific will gladly furnish confidential information regarding available industrial sites having trackage facilities in the territory it serves. Address Industrial Dept., Union Pacific Railroad, Omaha 2, Nebr.



**UNION PACIFIC RAILROAD**  
*The Strategic Middle Route*

**C. J. COLLINS**  
 General Passenger Traffic Manager  
 OMAHA 2, NEBR.

**A. J. SEITZ, Vice-President—Traffic**  
 OMAHA 2, NEBRASKA

**W. T. BURNS**  
 General Freight Traffic Manager  
 OMAHA 2, NEBR.