

TRAFFIC REPRESENTATIVES . . . UNION PACIFIC RAILROAD

ABERDEEN, WASH.—3 Union Passenger Station, K and River Sts.— Phone 1045
 C. H. JACKA. General Agent
 ALHAMBRA, CALIF.—City Ticket Office, 121 W. Main St.—Phone Atlantic 18763
 A. L. GETMAN. (or Phone Cumberland 32624) Ticket Agent
 ASTORIA, ORE.—Foot of 11th Street— Phone 304
 FLOYD C. FOSTER. Traveling Freight and Passenger Agent
 ATLANTA 3, GA.—1232 Healey Building— Phone Lamar 6261
 F. S. SMITH. General Agent
 BEND, ORE.—112 Oregon Ave. Phone 63
 H. D. ATHON. General Agent
 BIRMINGHAM 3, ALA.—701 Brown-Marx Building— Phone 7-1837
 D. V. RICKSON. District Freight and Passenger Agent
 BOISE, IDAHO—City Ticket Office, Idaho Bldg., 212 No. 8th St.— Phone 414
 KAY L. JOHNSON. General Agent
 BOSTON 8, MASS.—208 Old South Bldg., 294 Washington St.—
 M. W. COONERTY. (Phone Hubbard 6380) General Agent
 BREMERTON, WASH.—Consolidated Ticket Office, 228 First St.— Phone 722
 S. S. HARVEY. Ticket Agent
 BUTTE, MONT.—609 Metals Bank Bldg., 8 West Park Street— Phone 22389
 J. D. FORD. General Agent
 Consolidated Ticket Office—2 North Main Street— Phone 3275
 D. E. WILDER. Ticket Agent
 CHEYENNE, WYO.—City Ticket Office, 120 W. 16th St.— Phone 4421
 C. E. ASTLER. General Agent
 CHICAGO 3, ILL.—9-11 South LaSalle Street at Madison— Phone Randolph 0141
 D. H. VOLTZ. Traffic Manager
 C. A. POLLOCK. General Freight Agent
 M. R. BRYAN. General Agent, Freight Department
 City Ticket Office, one South LaSalle Street—
 JOHN C. POLLOCK. (Phone Randolph 0141) General Passenger Agent
 CINCINNATI 2, OHIO—303 Dixie Term. Bldg., 4th & Walnut Sts.—Phone Main 0144
 F. B. SWOPE. General Agent
 CLEVELAND 13, OHIO—1407 Terminal Tower, 50 Public Square—
 C. J. STEGEMAN. (Phone Main 3070) General Agent
 COUNCIL BLUFFS, IA.—Union Pacific Transfer Depot— Phone 6134
 W. M. CALHOUN. Freight and Passenger Agent
 DALLAS 1, TEXAS—2108 Mercantile Bank Bldg.— Phone Riverstide 1778
 CARROLL M. BROWN. General Agent
 DENVER 2, COLO.—City Ticket Office, 535 17th Street— Phone Keystone 4141
 P. F. ECHELE. Traffic Manager
 M. A. LIGHT. General Freight Agent
 K. N. MIDDLEKAUFF. General Agent, Passenger Department
 DES MOINES 9, IOWA—407 Equitable Bldg., 6th & Locust Sts.— Phone 3-0583
 EUGENE R. FIELD. General Agent
 DETROIT 26, MICH.—612 Book Building, 1249 Washington Boulevard—
 MADISON H. FOWLER (Phone Cadillac 7794) Traffic Manager
 EAST LOS ANGELES, CALIF.—5454 Ferguson Drive— Phone Angelus 6509
 J. J. WALKER. Ticket Agent
 EUGENE, ORE.—P. O. Box 431— Phone 2885W
 R. W. MCINTOSH. Traveling Freight and Passenger Agent
 FRESNO 1, CALIF.—207 Rowell Bldg., Tulare St. and Van Ness Ave.—Phone 4-6571
 J. W. HASKELL. General Agent
 GERING, NEBR.—Union Pacific Station— Phone 35
 S. C. CLARKE. General Agent
 GLENDALE 3, CALIF.—City Ticket Office, 404½ North Brand Boulevard—
 W. A. SHOOK (Phone Citrus 1-2174 or Chapman 6-1370) General Agent
 HOLLYWOOD 28, CALIF.—City Ticket Office, 6702 Hollywood Blvd.—
 V. J. SCHMITTROT (Ph. Hillside 0221) Gen'l Agt., Passenger Department
 HUNTINGTON PARK, CALIF.—City Ticket Office, 7002 Pacific Blvd.—
 R. H. LUND. (Phone Ktmball 9281) Passenger Agent
 KANSAS CITY 6, MO.—200 Waldheim Bldg., 6 East Eleventh St.—Ph. Victor 6530
 D. R. ALEXANDER. General Freight and Passenger Agent
 SAM REINHARDT. General Agent, Freight Department
 City Ticket Office—2 East Eleventh Street—
 E. M. MATTES (Phone Victor 6530) General Agent, Passenger Department
 LAS VEGAS, NEV.—Union Pacific Station— Phone 1120
 R. A. BLONDE. District Passenger Agent
 LEWISTON, IDAHO—Room 7, Union Depot— Phone 1163
 H. J. BERGER. General Agent
 LINCOLN 8, NEBR.—City Ticket Office, 130 So. 13th St.— Phone 2-6517
 W. W. JOHNS. General Agent
 LONG BEACH 2, CALIF.—City Ticket Office, 144 Pine Avenue— Phone 7-2931
 H. J. DELACY. General Agent
 LONGVIEW, WASH.—
 GUY L. ANDERSON, Freight Station, Phone 818— General Agent
 LOS ANGELES 14, CALIF.—Union Pacific Bldg., 422 W. 6th Street—
 W. T. PRICE (Phone Trinity 9211) Traffic Manager
 C. F. FARMER. General Passenger Agent
 W. H. McCUNE. General Freight Agent
 Union Pacific Building—608 So. Olive Street— Phone Trinity 9211
 C. F. HALLSMAN. General Agent, Passenger Department
 W. F. NASH—610 So. Olive Street— General Agent, Freight Department
 MEMPHIS 3, TENN.—1720 Sterick Bldg.—8 North Third St.— Phone 8-6220
 W. B. MARKHAM. District Freight and Passenger Agent
 MILWAUKEE 3, WIS.—814 Warner Bldg., 212 W. Wisconsin Ave.—
 K. T. MINDEMANN. (Phone Marquette 7833) General Agent
 MINNEAPOLIS 2, MINN.—890 Northwestern Bank Bldg., 620 Marquette Ave.—
 EMIL W. MAU (Phone Main 2451) General Agent

NEW ORLEANS 12, LA.—504 Canal Bldg., 210 Baronne Street—
 JOHN D. BENDA. (Phone Canal 2274) General Agent
 NEW YORK 20, N.Y.—626 Fifth Ave., Suite 350, Rockefeller Center—
 H. L. LAUBY. (Phone Circle 6-4900) Eastern Traffic Manager
 C. H. SALTMARSH. General Agent, Passenger Department
 H. C. YERGER. General Agent, Freight Department
 OAKLAND 12, CALIF.—215 Central Bank Bldg., 436 14th St. Phone Glencourt 8576
 L. M. LAYNE. General Agent
 OGDEN, UTAH—City Ticket Office, Ben Lomond Hotel Bldg.— Phone 5533
 J. F. BAKER. General Agent
 OMAHA 2, NEBR.—City Ticket Office—Corner 15th & Dodge Streets—
 WALTER CONREY (Phone Jackson 5822) Gen'l Agent, Passenger Department
 J. R. FRISK. General Agent, Freight Department
 City Ticket Office—1614 Farnam Street— Phone Jackson 5322
 W. W. NEILL. Ticket Agent
 PASADENA 1, CALIF.—Un. Pac. Station, 205 W. Colorado St.—Ph. Sycamore 2-4107
 L. A. WIRGLER. General Agent
 PHILADELPHIA 2, PA.—904 Girard Trust Bldg., Broad St. & So. Penn Sq.—
 MORTON MANN (Phone Rittenhouse 6-2170) General Agent
 PITTSBURGH 22, PA.—1419 Oliver Bldg., Smithfield Street and Sixth Avenue—
 JOHN D. CARTER (Phone Atlantic 0260) General Agent
 POCATELLO, IDAHO—Union Pacific Passenger Station— Phone 988
 W. L. HARDY. Ticket Agent
 POMONA, CALIF.—Union Pacific Passenger Station— Phone Pomona 1288
 E. C. MALLON. Passenger and Freight Traffic Agent
 PORTLAND 5, ORE.—751 Pittock Block— Phone Broadway 7771
 C. W. EVERS. Traffic Manager
 J. C. CUMMING. General Passenger Agent
 T. J. DOWD. General Freight Agent
 DON SUTHERLAND. General Agent, Freight Department
 City Ticket Office—701 S. W. Washington Street— Phone Broadway 7771
 N. B. FALLAS. General Agent, Passenger Department
 RENO, NEV.—25 Cladianos Bldg., 118 West 2nd St. Phone Reno 4881
 E. E. LARKIN. General Agent
 RIVERSIDE, CALIF.—Union Pacific Pass. Station, 7th & Vine Sts.— Phone 626
 J. L. BRECHIN. General Agent
 ST. JOSEPH 2, MO.—City Ticket Office, 517 Francis Street— Phone 2-5485
 F. F. ROBINSON. General Freight and Passenger Agent
 ST. LOUIS 1, MO.—1223 Ambassador Bldg., 411 North 7th St.—Phone Chestnut 7752
 T. W. GURSKY. General Agent
 SACRAMENTO 14, CALIF.—217 Forum Bldg., 1107 Ninth St.— Phone 2-1025
 F. A. FOX. General Agent
 SALINA, KANS.—Third and Ash Streets— Phone 297
 J. M. BROWN. General Agent
 SALT LAKE CITY 1, UTAH—Union Pacific Bldg., 10 So. Main St.— Phone 3-1544
 B. W. HANSON. Traffic Manager
 A. G. BLOOM. General Passenger Agent
 City Ticket Office—Hotel Utah, Main and So. Temple Streets— Phone 3-1544
 W. J. THOMAS. General Agent, Passenger Department
 H. G. PELLETIER. General Agent, Freight Department
 SAN DIEGO 1, CALIF.—City Ticket Office, 320 Broadway—Phone Franklin 7241
 H. G. LARIMER. General Agent
 SAN FRANCISCO 2, CALIF.—291 Geary Street— Phone Garfield 1-6030
 H. A. LAWRENCE. Traffic Manager
 GAYLORD F. ALLEN. General Agent, Freight Department
 City Ticket Office—Geary at Powell Street— Phone Garfield 6030
 H. W. HICKS. General Passenger Agent
 SAN JOSE 7, CALIF.—206 1st Nat. Bk. Bldg., Santa Clara & 1st Sts.—Ph. Ballard 1634
 E. A. COONS. General Agent
 SAN PEDRO, CALIF.—City Ticket Office, 805 So. Pacific Avenue—
 J. V. CONNETT. (Phone Terminal 2-7531) General Agent
 SANTA ANA, CALIF.—City Ticket Office, 305 North Main Street— Phone 1877
 WALTER DITTMER. General Agent
 SANTA MONICA, CAL.—City Ticket Off., 307 Santa Monica Blvd.— Phone 51213
 W. A. CHENEY. General Agent
 SEATTLE 4, WASH.—204 Union Sta., 4th Ave. & Jackson St.— Phone Elliott 6933
 H. M. WEST. Assistant Traffic Manager
 SEATTLE 1, WASH.—City Ticket Office—1300 Fourth Avenue at University—
 A. L. IVES (Phone Elliott 6933) General Agent, Passenger Department
 SIOUX CITY 9, IOWA—405 Commerce Bldg., 520 Neb. St.— Phone 5-8328
 J. F. TURRENTINE. General Agent, Freight Department
 SPOKANE 8, WASH.—City Ticket Office—727 Sprague Ave., Corner Post St.—
 J. R. LIVSEY. (Phone Main 4121) General Agent
 STOCKTON 6, CAL.—207 Don Burton Bldg., 11 So. Joaquin St.— Phone 2-8981
 V. J. CHRISTENSEN. District Freight and Passenger Agent
 TACOMA 2, WASH.—City Ticket Office, 114 So. Ninth St.— Phone Broadway 2275
 B. P. COSTELLO. General Agent
 TORONTO, ONT.—201-2 Canadian Pacific Bldg., 69 Yonge St.— Phone Elgin 7239
 W. W. CREIGHTON. General Agent
 TULSA 3, OKLA.—823 Kennedy Bldg., 321 South Boston St.— Phone 26359
 L. B. BRADLEY. General Agent
 WALLA WALLA, WASH.—1st Natl. Bank Bldg., 2nd & Alder Sts.— Phone 30
 J. H. CUNNINGHAM. General Agent
 WASHINGTON 5, D. C.—600 Shoreham Bldg., 15th and H Sts., N. W.—
 HOWARD B. BLANCHARD (Phone Republic 0600) Washington Representative
 R. T. PAYNE. General Agent
 WINSTON-SALEM 3, N. C.—632 Reynolds Bldg., 4th and Main Sts.— Phone 4881
 D. R. WALKER. Traveling Freight and Passenger Agent
 YAKIMA, WASH.—Union Pacific Building, 104 W. Yakima Ave.— Phone 4181
 V. E. BUCHANAN. General Agent

A. J. SEITZ, Vice-President—Traffic
 OMAHA 2, NEBRASKA

C. J. COLLINS
 General Passenger Traffic Manager
 OMAHA 2, NEBR.


W. T. BURNS
 General Freight Traffic Manager
 OMAHA 2, NEBR.

October 1, 1947

October 1, 1947


UNION PACIFIC RAILROAD

TIME TABLES



UNION PACIFIC RAILROAD

TIME TABLES



GENERAL INDEX

Section	Page	Section	Page
General Information	2	Branch Lines in Utah	27 and 34
Address of Principal Union Pacific Stations	2	Branch Lines in Idaho	34, 36 and 37
Index to Union Pacific Stations	3 to 5	Branch Lines in Oregon	36 and 37
Condensed Time Tables	6 to 19	Branch Lines in Washington	31 and 37
Equipment of Through Trains	6 to 19	Branch Lines in Nevada	27 and 36
Map of Union Pacific Railroad and Connections	22 and 23	Branch Lines in California	27
Main Line Train Schedules	20 to 34	Connecting Line Train Service	28, 39 and 40
Branch Lines in Nebraska	35	Connecting Bus Service	38
Branch Lines in Kansas	32 and 35	Round Trip Railroad Fares	41
Branch Lines in Colorado	29	Pullman Sleeping Car Rates	42 and 43
Branch Lines in Montana	34	Special Service (extra fare) Charges on California Streamliners	43
Branch Lines in Wyoming	33 and 35	Union Pacific Traffic Representatives	Back Cover Page

GENERAL INFORMATION

Not Responsible. The Union Pacific Railroad is not responsible for errors in time tables, inconvenience or damage resulting from delayed trains or failure to make connections; schedules, consists and designations of trains shown herein are subject to change without notice. No responsibility is assumed for unchecked articles left in stations or cars.

Children under 5 years of age free, when accompanied by parent or guardian; 5 years of age and under 12, one-half fare; 12 years of age or over, full fare:

Exception: In connection with special service charge tickets on streamliner trains, City of Los Angeles and City of San Francisco, the following will govern:

Children of (5) years of age and over will be assessed the adult service charge. Children under (5) years of age must be accompanied by parent or adult guardian. Children under five (5) years of age not occupying space in coaches or sleeping cars to the exclusion of other passengers will not be assessed a special service charge. Children under five (5) years of age occupying space in coaches or sleeping cars to the exclusion of other passengers will be assessed the adult special service charge. Two or more children under five (5) years of age may occupy the same space as may be occupied by one adult passenger upon payment of the special service charge for one adult passenger. The above charges are in addition to the required passage and sleeping car tickets.

No person, who because of mental, physical or other disability, is incapable of caring properly for himself or herself will be received as a passenger unless accompanied by a competent attendant, and no contract for transportation or ticket purchased by or for such a person in contravention of this rule shall be valid.

Adjustment of Fares. In case of dispute with Conductors or Agents, pay the fare required, take receipt and write to C. J. Collins, General Passenger Traffic Manager, Union Pacific Railroad, Omaha 2, Nebraska.

Redemption of Tickets. Tickets unused, or partly used, will be redeemed under tariff regulations at proper value, after deducting proper tariff charges for service rendered thereon.

Limit on Tickets. All regular local and interline one-way tickets will be limited to 30 days in addition to date of sale. Stop-overs will be allowed at all points within limit, upon application to conductor without deposit of ticket.

Side Trips, Stopover and Optional Routes. Ask your local ticket agent or Union Pacific representative for details regarding stop-overs, side trips and optional routes.

Baggage Maximums. For passengers presenting adult ticket, 150 pounds; children's half-fare ticket, 75 pounds. Free allowances subject to tariff stipulations as to contents, weight, value and size. For Around-the-World and Trans-Pacific passengers holding any class of ticket except special coach, 350 pounds of baggage, not exceeding \$100.00 in value, may be checked without additional charge for each adult ticket, and 175 pounds not exceeding \$50.00 in value for each child traveling on half-fare ticket.

Baggage Valuation. Checkable baggage consists of wearing apparel, toilet articles (except liquids) and such personal effects as the passenger may need for use while on the journey. *Jewelry, money, valuables, dishes, glassware, liquids, radios, etc., are not checkable and should not be included in baggage. Cedar chests will not be accepted as containers of checkable baggage. Paper or paste-board cartons will not be accepted for checking, unless securely roped and of sufficient strength to withstand handling in baggage service, and weighing not in excess of 50 pounds.*

Passengers are urged, for the convenience and comfort of themselves and others on the train, to check all of their hand baggage except that actually needed for personal use enroute. It will be given best of care in the baggage car and be quickly available at the end of the journey.

Value of baggage must be declared at time of checking on prescribed form in passengers own handwriting. Checkable baggage should be enclosed in strong locked containers, plainly marked with name and permanent address of owner.

Railroads will not be responsible for loss or damage to articles not properly checkable as baggage, or damage caused to legitimate baggage thereby.

Lost Articles should be inquired for by addressing H. C. Forgy, Manager, Mail Baggage and Express Traffic, Union Pacific Railroad, Omaha 2, Nebraska.

Union Pacific Rail Tickets Good Optionally on Buses of Interstate Transit Lines or Union Pacific Stages, Inc. Tickets good for passage over Union Pacific rail lines between any two points between which the Interstate Transit Lines or Union Pacific Stages, Inc., furnish motor bus service will be honored on motor buses with some exceptions. Consult Agent.

In cases where the Interstate Transit Lines or Union Pacific Stages, Inc., do not parallel the Union Pacific but reach a point located on a branch line of the Union Pacific, rail tickets will be honored to such branch line point by Union Pacific Railroad and from such point by the Interstate Transit Lines or Union Pacific Stages, Inc., or the reverse; provided published round trip rail side trip fare or double local is collected from main line junction and side trip rail coupons are attached to the through ticket.

This applies to all classes of tickets—one-way or round trip—except Caretakers or Drivers tickets, tickets endorsed "Railroad Special Rate Order," or tickets endorsed "not good on Motor Bus." Ask agent for particulars.

Mileage on mile posts reads from Council Bluffs, Iowa, legal eastern terminus of the Union Pacific. Mileage in this folder is shown from Omaha because passengers (for operating reasons) transfer at that point, unless traveling in through trains or cars. This accounts for the difference of 2 or 3 miles between mile post and time table mileage in certain instances.

UNION PACIFIC TRAINS USE THESE STATIONS

Boise, Idaho: Union Pacific Station, Butte, Montana: Union Station, 820 East Front Street.	Oakland, Calif: Southern Pacific 16th Street Station, Foot of 16th Street. Oakland Pier, Calif: Southern Pacific Terminal.	Portland, Oregon: Union Station, Sixth and Johnson Streets.	Seattle, Wash: Union Station, 4th Avenue, South, and Jackson Street.
Cheyenne, Wyoming: Union Pacific Station, 15th Street at Capitol Avenue.	Ogden, Utah: Union Station, 25th and Wall Streets.	Riverside, Calif: Union Pacific Station, 7th and Vine Streets.	Spokane, Wash: Union Station, Corner Trent Avenue and Washington Street.
Chicago, Illinois: C. & N. W. Terminal, Canal and Madison Streets.	Olympia, Wash: Union Pacific Station, Corner 4th Avenue and Adams Street.	San Bernardino, Calif: Union Station, West Third Street.	St. Louis, Mo: Union Station, 18th and Market Streets.
Denver, Colorado: Union Station, Foot of Seventeenth Street.	Omaha, Nebraska: Union Station, 10th and Marcy Streets.	San Francisco, Calif: Ferry Depot, Foot of Market Street.	Tacoma, Wash: Union Station, 1713 Pacific Avenue.
Kansas City, Mo: Union Station, Main Street and Union Station Plaza.	Pendleton, Oregon: Union Pacific Station, Corner Main and Frazer Streets.	Saina, Kansas: Union Station, 400 North 13th Street.	Topeka, Kansas: Union Pacific Station, Railroad and North Jackson Streets.
Los Angeles, Calif: Los Angeles Union Passenger Terminal, Alameda and Aliso Streets.	Pocatello, Idaho: Union Pacific Station, Foot of West Bonneville Street.	Salt Lake City, Utah: Union Pacific Station, South Temple and Third West Streets.	Yakima, Wash: Union Pacific Station, West Yakima and South Second Ave.

INDEX TO UNION PACIFIC STATIONS

Each Time Table is numbered. The numbers opposite the Stations are the numbers of the time tables in which the stations are shown.

Stations marked ■ are located on Divisions indicated by table numbers, but are not shown in folder tables.

Table No.	Table No.	Table No.	Table No.	Table No.	Table No.	Table No.	Table No.
Aberdeen, Idaho.....56	■Avon, Utah.....12	Blalock, Ore.....20	Byrne, Idaho.....57	Cima, Calif.....3	Culver, Kans.....28	■Durant, Nebr.....44	■Farley, Ore.....20
Aberdeen, Wash.....21	Axtell, Kans.....53	Blaser, Idaho.....20	Byron, Nev.....3	■Circle Bar, Ore.....70	Culver, Ore.....86	Durham, Wyo.....1, 2	Farmington, Utah.....1, 2, 31
Aberdeen Jct., Ida.....56	Ayer, Wash., K, L, T, W, X, 74, 76, 77	Bliss, Idaho.....20, 61		■Cisco, Calif.....14	■Curry, Idaho.....60	Durkee, Ore.....20	■Farrist, Nev.....3
Abilene, Kans., E, H, 24		Bloom, Utah.....3		■Clarke, Ore.....20	■Curvo, Utah.....1, 2	Duroc, Wyo.....42	■Faust, Utah.....3
Acequia, Ida.....60, 61		Blue Canyon, Calif.....14		■Clarkson, Nebr., 1, 2, 17	■Cutler, Utah.....4	Dusty, Wash.....84	■Feely, Mont.....36
Acoma, Nev.....3		Blue Mountain, Ore.....84		■Clarrie, Ore.....20		■Dutch Flat, Calif.....14	■Feldia, Wash.....20
■Acton, Nev.....3		Blue Rapids, Kans.....54		■Clarkston, Wash.....84		■Dwight, Idaho.....40	■Felt, Idaho.....40
■Acton, Wash.....78		Blue Springs, Nebr.....54		■Clay Center, Kans.....25		■Feltham, Idaho.....20	■Fenn, Idaho.....77
Adams, Ore.....84		■Bly, Calif.....3		■Clayton, Calif.....3		■Ferdinand, Idaho.....77	■Fernley, Nev.....14
■Adams, Utah.....3		Boardman, Ore.....20		■Clayton, Nebr.....53		■Ferry, Wyo.....1, 2	■Fisher, Calif.....3
■Adelade, Idaho.....20		Boelus, Nebr.....47		■Clifford, Colo.....24		■Fielding, Utah.....38	■Filer, Idaho.....60
Adrian, Ore.....64		Boeue, Kans.....28		■Clearfield, Utah 1, 2, 31		■Fillmore, Utah.....11	■Finchville, Nebr.....43
Afton, Calif.....3		Boise, Ida., C, F, K, T, U.....20, 67		■Clear Lake, Utah.....3		■Fingal, Idaho.....56	■Finley, Nebr.....42
Agate, Colo.....24		■Baileyville, Kans 53		■Cleburne, Kans.....54		■Firestone, Colo.....20	■Firth, Colo.....24
Agnew, Nebr.....44		■Baileyville, Nebr., 42, U.....20, 67		■Cleft, Idaho.....20		■First View, Colo.....24	■Fisher, Idaho.....36
■Aiken, Idaho.....56		■Baker, Ore., C, F, T, U, 20		■Clifton, Idaho.....36		■Fish Hatchery, Wyo.....34	■Florena, Kans.....54
■Aikins, Kans.....52		■Bakers, Utah.....36		■Clifton, Colo.....24		■Fletcher, Wash.....76	■Flynn, Calif.....3
■Ajax, Utah.....3		■Bakers Field, Calif.....15		■Clifton, Ia., B, 1, 2		■Foley, Nebr.....44	■Folger, Wyo.....20
Albany, Colo.....33		■Balch, Calif.....3		■Cline, Utah.....3		■Folger, Wyo.....20	■Forelle, Wyo.....1, 2
Albin, Wyo.....42		■Balta, Kans.....24		■Clinton, Ia., B, 1, 2		■Forest Lake, Kans.....24	■Fort, Ore.....70
Albion, Nebr.....48		■Balzac, Colo.....17		■Cloud, Nev.....3		■Fort Collins, Colo.....18	■Fort Hall, Idaho.....36
Albion, Wash.....76		■Bancroft, Idaho.....20		■Coalmine, Colo.....33		■Fort Lapwai, Idaho.....77	■Ft. Morgan, Colo.....71
Alda, Nebr.....1, 2, 17		■Banks, Idaho.....20		■Coalville, Utah.....32		■Ft. Riley, Kans., H, 24	■Ft. Steele, Wyo.....1, 2
Alexander, Ida.....20		■Borah, Idaho.....67		■Cobb, Idaho.....20		■Fossil, Wyo.....20	■Fox Park, Colo.....33
Alexandria, Nebr.....53		■Borax, Nev.....30		■Coburn, Nebr.....14		■France, Idaho.....40	■Frankfort, Kans.....52
■Alfalfa Center, Nebr.....1, 2		■Borley, Nev.....3		■Cochrane, Kans.....50		■Franklin, Idaho.....37	■Frederick, Colo.....18, 42
■Alhambra.....7		■Borley, Wyo., 1, 2, 30		■Codel, Kans.....28		■Freeman, Wash.....79	■Fremont, Nebr., A, B, C, G, 1, 2, 17, 85
■Alice, Ore.....72		■Bosler, Wyo., 1, 2, 30		■Cokeville, Wyo.....20		■Frawen, Wyo.....1, 2	■Fresno, Calif., X, Y, 15
Alida, Kans.....25		■Boulder, Ore.....20		■Colby, Kans.....28		■Fruitland, Idaho.....71	■Fruita, Idaho.....73
■Allendale, Idaho.....68		■Boulder City, Nev.....10		■Cole, Idaho.....20		■Fullerton, Idaho.....20	■Fullerton, Calif.....9
Alma, Wash.....77		■Boulder, Utah.....3		■Colfax, Calif.....14		■Fullerton, Nebr.....46	■Funston, Kans.....24
■Alpowa, Wash.....77		■Boyer, Colo.....24		■Colfax, Wash.....76, 84, 85			
■Altair, Kans.....28		■Bracken, Nev.....3		■Collins, Calif.....3			
■Amalgam, Idaho.....60		■Bradley, Idaho.....79		■Collins, Idaho.....56			
American Falls, Ida.....23		■Brady Island, Nebr., 1, 2, 17		■Collinston, Utah.....36			
American Fork, Utah.....4		■Brainard, Nebr.....44		■Collyer, Kans.....24			
Ames, Ia.....2		■Bramwell, Idaho.....67		■Colores, Wyo.....24			
Ames, Nebr., 1, 2, 17		■Brant, Calif.....3		■Colton, Calif.....3			
Amherst, Nebr.....43		■Bremmen, Kans.....53		■Colton, Wash.....85			
■Amsterdam, Ida.....60		■Bridal Veil, Ore.....20		■Colton, Nebr., 1, 2			
Anaheim, Calif., A, D, 9		■Bridgeport, Kans.....27		■Colton, Idaho.....58			
Anan, Nebr.....53		■Bridger, Wyo.....1, 2		■Colts, Idaho.....58			
■Anderson, Idaho.....36		■Brigham, Utah.....36, 38		■Columbia, Nebr., A, B, C, G, 1, 2, 17, 45, 46, 48, 85			
■Ankeny, Wash.....74		■Brighton, Colo.....17, 30		■Cedar, Idaho.....60			
■Antelope, Wyo., 1, 2		■Broadwater, Nebr.....42		■Cedar Breaks, Utah (See Cedar City, Ut)			
■Apex, Mont.....36		■Brockhoff, Nebr.....42		■Cedar City, Utah (See Cedar City, Ut)			
■Apex, Nev.....3		■Brogan, Ore.....70		■Cedar Point, Colo.....24			
■Appleton, Idaho.....61		■Brookville, Kans.....24		■Cedar Rapids, Iowa, 1, 2, 6, 46			
■Apple Valley, Ida.....20		■Broughton, Kans.....25		■Cedarvale, Wyo., 1, 2			
■Ara, Colo.....42		■Brown, Nev.....3		■Cedarvale, Wyo., 1, 2			
■Arapahoe, Ore.....24		■Brownvale, Kans.....25		■Cedarvale, Wyo., 1, 2			
■Arcadia, Colo.....20		■Browning, Utah.....36		■Cedarvale, Wyo., 1, 2			
■Archer, Wyo., 1, 2		■Brownington, Nebr., 1, 2		■Cedarvale, Wyo., 1, 2			
■Arco, Idaho.....56		■Broxon, Idaho.....20		■Cedarvale, Wyo., 1, 2			
■Arcola, Kans.....24		■Brule, Nebr., 1, 2, 17		■Cedarvale, Wyo., 1, 2			
■Arden, Nev.....3		■Bruun, Ore.....20		■Cedarvale, Wyo., 1, 2			
■Arena, Colo.....24		■Bryant, Wyo.....1, 2		■Cedarvale, Wyo., 1, 2			
■Arimo, Idaho.....36		■Bryce Canyon Park, Ut (See Cedar City, Ut)		■Cedarvale, Wyo., 1, 2			
■Arling, Idaho.....67		■Buck Creek, Kans.....24		■Cedarvale, Wyo., 1, 2			
Arlington, Ore, C, W, 20, 74		■Buckingham, Ida.....71		■Cedarvale, Wyo., 1, 2			
Armstead, Mont., R, 36		■Bucoda, Wash.....20		■Cedarvale, Wyo., 1, 2			
■Armstrong, Wash.....76		■Buda, Nebr.....1, 2		■Cedarvale, Wyo., 1, 2			
■Army, Idaho.....56		■Budge, Idaho.....61		■Cedarvale, Wyo., 1, 2			
■Arnold, Nebr.....43		■Buena, Wash.....78		■Cedarvale, Wyo., 1, 2			
■Aroya, Colo.....24		■Buffalo Park, Kans.....24		■Cedarvale, Wyo., 1, 2			
■Arrow, Idaho.....77		■Buhl, Idaho.....60		■Cedarvale, Wyo., 1, 2			
■Ascalon, Colo.....24		■Buick, Colo.....24		■Cedarvale, Wyo., 1, 2			
■Ash, Wash.....74		■Bullard, Nebr.....42		■Cedarvale, Wyo., 1, 2			
■Ashby, Wash.....74		■Bunker Hill, Kans.....24		■Cedarvale, Wyo., 1, 2			
Ashville, Kans.....26		■Burley, Ida.....60, 62		■Cedarvale, Wyo., 1, 2			
Ashton, Idaho.....20		■Burmah, Idaho.....65		■Cedarvale, Wyo., 1, 2			
		■Burns, Wyo.....1, 2		■Cedarvale, Wyo., 1, 2			
		■Burns, Ore.....70		■Cedarvale, Wyo., 1, 2			
		■Burrington, Utah.....4		■Cedarvale, Wyo., 1, 2			
		■Bushnell, Nebr., 1, 2		■Cedarvale, Wyo., 1, 2			
		■Butte, Mont.....R, 36		■Cedarvale, Wyo., 1, 2			
		■Buxton, Mont.....36		■Cedarvale, Wyo., 1, 2			
		■Byers, Colo.....24		■Cedarvale, Wyo., 1, 2			

Table of station numbers and names for Page 4, organized in columns. Includes stations like Gilcrest, Colo., Havana, Ore., Imlay, Nev., etc.

Table of station numbers and names for Page 5, organized in columns. Includes stations like Westvaco, Wyo., Terra Cotta, Kans., Van, Utah, etc.

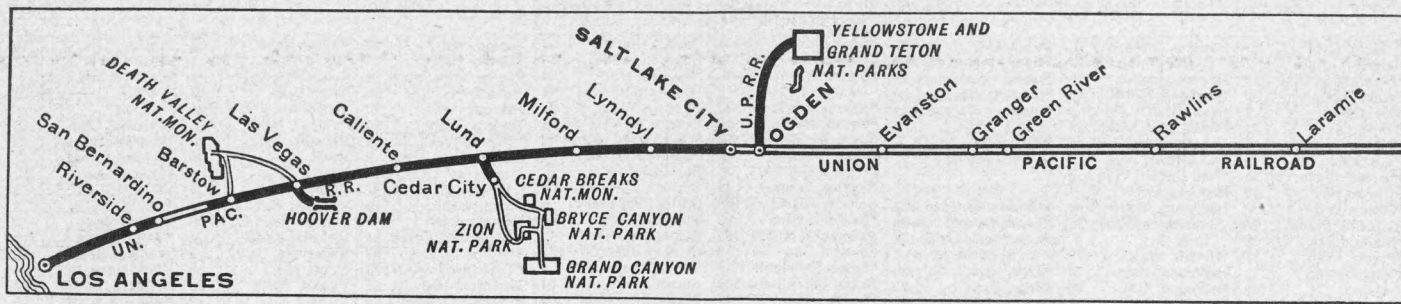
ADVANTAGES OF COAST-TO-COAST SLEEPING CAR SERVICE

- The schedules shown in Tables A and B on pages 6 to 9 of this folder provide a convenient service for the coast-to-coast traveler, at No Extra Fare.
• This service eliminates the necessity of changing trains or transferring from one station to another in Chicago.
• It gives the traveler a choice of three fine routes between the Atlantic Coast and Chicago, and the service of the famous Overland Route between Chicago and California.

For Dependable Transportation—Be Specific, Say "UNION PACIFIC"

Stations marked ■ are located on Divisions indicated by table numbers, but are not shown in folder tables.

Stations marked ■ are located on Divisions indicated by table numbers, but are not shown in folder tables.



CHICAGO to LOS ANGELES via Omaha

Table A Condensed Schedules All Trains Daily		Streamliner City of Los Angeles 103 Daily Example	Los Angeles Limited 1 Daily Example	Mail and Express-Utah 13-3 Daily Example	Pacific-Pony Express 21-37 Daily Example
Lv New York (E.T.) N.Y.C.	Ar Chicago (C.T.)	5.00 SA	9.15 SU		
Lv New York (E.T.) Penn.RR	Lv N. Philadelphia (E.T.)	4.35 SA	6.09 SA		
Ar Chicago (C.T.)		8.20 SU			
Lv Wash'gton (E.T.) Penn.RR	Ar Chicago (C.T.)	5.30 SA	8.35 SU		
Lv Chicago (C.T.) C. & N.W.	Ar Omaha	7.15 SU	12.01 SU	8.45 SU	8.10 SU
Lv Minneapolis C. & N.W.	Ar St. Paul	3.00 MO	9.30 SU	9.25 SU	8.00 MO
Ar Omaha					
Lv St. Louis (Wab.)	Ar Omaha				7.50 SU
Ar Omaha					8.20 MO
Lv Omaha (C.T.) Un. Pac.	Ar Fremont	3.10 MO	9.55 SU	10.00 SU	8.30 MO
Ar Fremont					
Lv Columbus	Ar Kearney				
Ar Kearney					
Lv North Platte (C.T.)	Ar North Platte (M.T.)	7.01	2.50	4.40	2.00
Ar North Platte (M.T.)		6.02	2.05	3.55	1.10
Lv Sidney	Ar Cheyenne	7.45	4.28	7.05	3.50
Ar Cheyenne		9.30 MO	6.35 MO	10.10 MO	6.10 MO
Lv St. Louis (Wab.) (C.T.)	Ar Kansas City (Un. Pac.)			4.00 SU	9.30 SU
Ar Kansas City (Un. Pac.)				7.55 MO	5.20 MO
Lv Denver (M.T.)					
Lv Cheyenne	Ar Laramie	9.40 MO	6.50 MO	10.45 MO	6.25 MO
Ar Laramie		11.02	8.23	12.25	8.10
Lv Rawlins	Ar Rock Springs	12.49	10.38	2.45	10.50 MO
Ar Rock Springs				4.57	1.25 TU
Lv Green River	Ar Evanston	3.04	1.20	5.45	2.10
Ar Evanston		4.48	3.25	7.53	4.30
Lv Ogden	Ar Ogden			9.45	6.25
Ar Ogden				10.10	7.15
Lv Salt Lake City	Ar Salt Lake City	7.00	6.00	11.00	8.10
Ar Salt Lake City		7.20	6.30	11.20 MO	9.05
Lv Milford	Ar Lund		10.15	3.15 TU	2.40
Ar Lund		1056 MO	1047 MO	3.58 TU	3.30 TU
Ar Cedar City	Ar Cedar City	5.10 TU	5.10 TU	5.10 TU	4.45 TU
Lv Cedar City		9.30 MO	9.30 MO	9.30 MO	2.15 TU
Lv Lund	Ar Caliente (M.T.)	1056 MO	1047 MO	3.58 TU	3.30 TU
Ar Caliente (M.T.)		12.35 TU	1.05 TU	6.00	5.50
Lv Caliente (P.T.)	Ar Las Vegas	11.40 MO	12.15	5.10	5.05
Ar Las Vegas		2.25 TU	3.15	8.10	8.45 TU
Lv San Bernardino	Ar Riverside	7.20	9.15	2.05	4.25 WE
Ar Riverside		7.45	9.43	2.35	5.05
Lv East Los Angeles	Ar Los Angeles	8.40	10.50	3.40	6.40
Ar Los Angeles (P.T.)		9.00 TU	11.10 TU	4.00 TU	7.15 WE
Ar Pasadena	Ar Glendale	9.20 TU	11.30 TU	4.20 TU	7.25 WE
Ar Glendale		9.55 TU	12.05 TU	4.55 TU	8.00 WE
Ar Anaheim		9.50 TU	12.00 TU	4.50 TU	7.55 WE
Ar Long Beach	Ar San Pedro (P.T.)	9.35 TU	11.45 TU	4.35 TU	7.40 WE
Ar San Pedro (P.T.)		10.05 TU	12.20 TU	5.05 TU	8.15 WE

Equipment for Page 6

★ **NO. 103—Streamliner CITY OF LOS ANGELES—DAILY—Extra Fare**
Cars from Chicago run via C. & N. W. east of Omaha.
Club Lounge Car @ Chicago to Los Angeles—(Barber, valet, bath, radio).
Standard Sleeping Cars Chicago to Los Angeles—Drawing-rooms, Compartments, Bedrooms, Roomettes, Sections (5 cars).
Reclining Seat Coaches Chicago to Los Angeles—(all reserved).
Coach Lounge Car Chicago to Los Angeles.
Dining Car A la carte and club or table d'hote service.

★ **NO. 1—LOS ANGELES LIMITED—DAILY—No Extra Fare**
Cars from Chicago and Minneapolis-St. Paul run via C. & N. W. to Omaha; thence U. P.
Club Lounge Car @ Chicago to Los Angeles—(Barber, valet, radio).
Standard Sleeping Cars Chicago to Los Angeles—2 Drawing-rooms, 4 Compartments, 4 Double Bedrooms.
Chicago to Los Angeles—6 Sec., 6 Rmtte., 4 Dbl. Bdrm.
Chicago to Los Angeles—12 Sections, D. R. (2 cars).
New York to Los Angeles—6 Sections, 6 Double Bedrooms (N.Y.C. No. 63 to Chicago).
New York to Los Angeles—6 Sections, 6 Double Bedrooms (P.R.R. No. 49 to Chicago).
Washington to Los Angeles—12 Sections, D.R. (P.R.R. No. 59 to Chicago).
Minneapolis-St. Paul to Los Angeles—6 Sec., 6 Rmtte., 4 Double Bedrooms (203-10-203 to Omaha).
Chicago to Cheyenne—10 Sections, D.R., Compts. (Nos. 3-11-35 to West Yellowstone; summer season only).
Omaha to Denver—12 Sections, 2 Double Bedrooms (No. 53 beyond North Platte).
Reserved Seat Coaches Chicago to Los Angeles (2 cars—reclining seats).
Dining Car A la carte and club or table d'hote service.

★ **NO. 13-3—MAIL AND EXPRESS—UTAHN—DAILY**
13 to Cheyenne; 3 to Los Angeles. Cars from Chicago run via C. & N. W. east of Omaha.
Club Lounge Car @ Cheyenne to Los Angeles.
Standard Sleeping Cars No sleeping cars between Chicago and Cheyenne.
Cheyenne to Ogden—6 Sections, 6 Roomettes, 4 Double Bedrooms (Wab.-U.P. 9 from St. Louis; S.P. 27 to San Francisco).
Cheyenne to Los Angeles—6 Sections, 6 Roomettes, 4 Double Bedrooms (No. 9 from St. Louis).
Ogden to Los Angeles—12 Sec., D.R. (No. 48 to Salt Lake City where it is open for occupancy at 8:00 p.m.).
Salt Lake City to Cedar City—10 Sections, D. R., Compts. (No. 301 beyond Lund; summer season only).
Cedar City to Los Angeles—10 Sections, D. R., Compts. (No. 302 to Lund; summer season only).
Reclining Seat Coaches Chicago to Omaha (not reserved).
Omaha to Los Angeles (not reserved).
Cheyenne to Los Angeles (Wab.-U.P. 9 from St. Louis—all seats reserved).
Dining Car Cheyenne to Los Angeles—a la carte and club or table d'hote service.

★ **21-37—PACIFIC—PONY EXPRESS—DAILY**
21 to Ogden; 37 to Los Angeles. Cars from Chicago run via C. & N. W. east of Omaha.
Club Lounge Car Service @ Chicago to Los Angeles.
Standard Sleeping Cars Chicago to Los Angeles—12 Sections, D.R.
Chicago to Salt Lake City—10 Sec., 3 Dbl. Bedrooms.
Minneapolis-St. Paul to Los Angeles—12 Sections, D.R. (203-10-203 to Omaha).
Butte to Los Angeles—10 Sections, 3 Double Bedrooms (No. 30 to Salt Lake City).
Las Vegas to Los Angeles—10 Sections, D.R., Compts.
Chicago and Omaha to Los Angeles.
Ogden to Los Angeles (No. 37 from Kansas City).
Dining Car A la carte and club or table d'hote service.

Footnotes for Page 6

⊗ Club and lounge cars are for the exclusive use of standard sleeping car passengers. The City of Los Angeles has a lounge car for coach passengers.

☐ Conditional stop; see Tables 1 and 3. (f) Stops only on signal.

♠ Motor Bus connections with main line trains at East Los Angeles

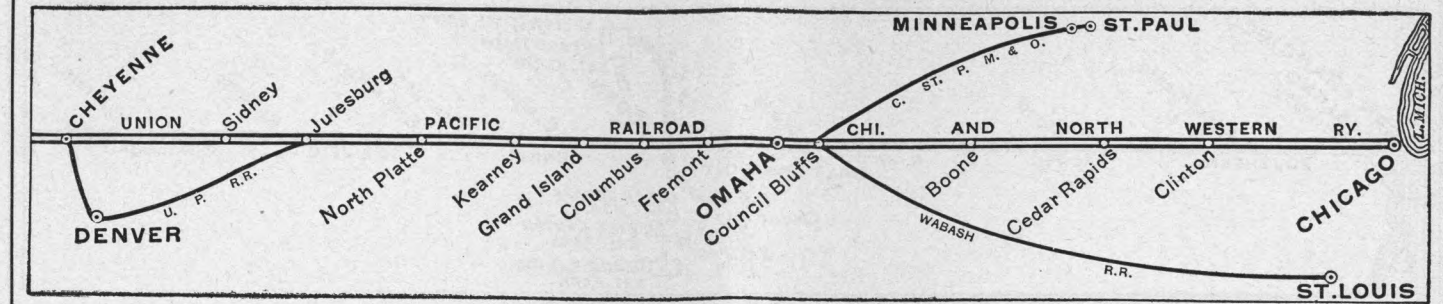
● Extra fare train; see tables 1 and 2. ★ Regularly assigned through cars air-conditioned.

▲ Motor bus between Lund and Cedar City. ☐ Runs via Borie Cut-off; not via Cheyenne.

○ No. 1 and No. 103 do not operate into Ogden Union Station.

(E.T.) Eastern time. (C.T.) Central time. (M.T.) Mountain time. (P.T.) Pacific time. Time from 12.01 midnight to 12.00 noon shown in light face type.

Time from 12.01 noon to 12.00 midnight shown in heavy face type.



LOS ANGELES to CHICAGO via Omaha

Table A Condensed Schedules All Trains Daily		Streamliner City of Los Angeles 104 Daily Example	Los Angeles Limited 2 Daily Example	Utahn-San Fran. Overland 4-28 Daily Example	Pony Express-Pacific 38-22 Daily Example
Lv San Pedro (P.T.)	Ar Long Beach	3.20 SU	10.30 SU	8.00 SU	4.30 SU
Lv Anahelm		3.45 SU	10.55 SU	8.25 SU	4.55 SU
Lv Glendale	Ar Pasadena	3.30 SU	10.50 SU	8.20 SU	4.45 SU
Ar Pasadena		4.10 SU	11.25 SU	8.55 SU	5.25 SU
Lv Los Angeles (P.T.)	Ar East Los Angeles	5.00 SU	12.01 SU	9.30 SU	6.00 SU
Ar East Los Angeles		5.20	12.25	9.55	6.25
Lv Riverside	Ar San Bernardino	6.12	1.30	11.00	7.50
Ar San Bernardino		6.38	1.55	11.25	8.25
Lv Las Vegas	Ar Caliente (P.T.)	11.55 SU	8.05	5.45	4.05 MO
Ar Caliente (P.T.)		2.35 MO	10.55 SU	8.35	7.25
Lv Caliente (M.T.)	Ar Lund	3.40	12.05 MO	9.45	8.40
Ar Lund		5.15 MO	2.08 MO	11.55 SU	10.55 MO
Ar Cedar City		12.00 MO	5.10 MO	5.10 MO	12.00 MO
Lv Cedar City		9.30 SU	9.30 SU	9.30 SU	9.40 MO
Lv Lund	Ar Milford	5.15 MO	2.08 MO	11.55 SU	10.55 MO
Ar Milford		8.45	2.50	12.40 MO	11.45
Lv Salt Lake City	Ar Salt Lake City	9.05	7.15	5.00	5.20
Ar Salt Lake City					7.00 MO
Lv Ogden	Ar Ogden			5.55	6.15
Ar Ogden				6.20	7.15
Lv Evanston	Ar Green River	11.17	9.53	8.13	9.20 MO
Ar Green River		1.00	11.53	10.30	12.25 TU
Lv Rock Springs	Ar Rawlins			10.49	12.45
Ar Rawlins		3.14	2.33	1.15	3.20
Lv Laramie	Ar Cheyenne (M.T.)	5.08	4.52	3.35	6.00
Ar Cheyenne (M.T.)		6.20 MO	6.15 MO	5.00 MO	7.30 TU
Ar Denver	Ar Kansas City (C.T.)			7.45 MO	7.45 TU
Ar Kansas City (C.T.)				7.45 TU	7.45 TU
Lv St. Louis (Wab.)	Ar St. Louis (Wab.)			1.00 TU	7.30 WE
Lv Cheyenne (M.T.)	Ar Sidney	6.30 MO	6.45 MO	5.25 MO	7.55 TU
Ar Sidney		7.57	8.32	7.10	10.00
Lv North Platte (M.T.)	Ar North Platte (C.T.)	9.37	10.35	9.02	12.15
Ar North Platte (C.T.)		10.40 MO	11.45 MO	10.12	1.25
Lv Kearney	Ar Grand Island			2.05	4.32
Ar Grand Island		12.33 TU	2.05	12.27 TU	4.32
Lv Columbus	Ar Fremont				f 5.41
Ar Fremont		2.40 TU	4.35 TU	3.05 TU	f 6.43
Lv Omaha (Wab.)	Ar Omaha				7.50 TU
Ar Omaha					7.55 WE
Lv Omaha C. & N.W.	Ar Chicago (C.T.)	2.50 TU	4.55 TU	3.25 TU	8.45 TU
Ar Chicago (C.T.)		10.45 TU	2.35 TU	1.00 TU	8.15 WE
Lv Chicago (CT) Penn.RR	Ar Washington (E.T.)			6.30 TU	12.20 TU
Ar Washington (E.T.)					
Lv Chicago (CT) Penn.RR	Ar N. Phila., Pa. (E.T.)			6.30 TU	12.30 TU
Ar N. Phila., Pa. (E.T.)				11.00 WE	
Lv New York (E.T.)	Ar New York (E.T.)			12.30 WE	
Ar New York (E.T.)				6.15 TU	
Lv Chicago (CT) N.Y.C.	Ar New York (E.T.)			12.15 WE	
Ar New York (E.T.)				9.00 TU	
Lv Omaha C. & N.W.	Ar Sioux City			12.01 TU	1.05 WE
Ar Sioux City				6.55 TU	7.10 WE
Lv St. Paul	Ar Minneapolis (C.T.)			7.30 TU	7.40 WE
Ar Minneapolis (C.T.)					

Equipment for Page 7

★ **NO. 104—Streamliner CITY OF LOS ANGELES—Daily—Extra Fare**
Cars to Chicago run via C. & N. W. east of Omaha.
Club Lounge Car @ Los Angeles to Chicago—(Barber, valet, bath, radio).
Standard Sleeping Cars Los Angeles to Chicago—Drawing-rooms, Compts., Bedrooms, Roomettes, Sections (5 cars).
Reclining Seat Coaches Los Angeles to Chicago—(all seats reserved).
Coach Lounge Car Los Angeles to Chicago.
Dining Car A la carte and club or table d'hote service.

★ **NO. 2—LOS ANGELES LIMITED—DAILY—No Extra Fare**
Cars to Chicago and St. Paul-Minneapolis run via C. & N. W. east of Omaha.
Club Lounge Car @ Los Angeles to Chicago—(Barber, valet, radio).
Standard Sleeping Cars Los Angeles to Chicago—2 Drawing-rooms, 4 Compartments, 4 Double Bedrooms.
Los Angeles to Chicago—6 Sections, 6 Roomettes, 4 Double Bedrooms.
Los Angeles to Chicago—12 Sections, D. R. (2 cars).
Los Angeles to New York—6 Sections, 6 Double Bedrooms (N.Y.C. No. 22 east of Chicago).
Los Angeles to New York—6 Sections, 6 Double Bedrooms (P.R.R. No. 2 east of Chicago).
Los Angeles to Washington—12 Sections, D.R. (P.R.R. No. 2 east of Chicago).
Los Angeles to St. Paul-Minneapolis—6 Sections, 6 Rmttes., 4 Dbl. Bdrms. (204-9-204 east of Omaha).
Reserved Seat Coaches Los Angeles to Chicago (2 cars—reclining seats).
Dining Car A la carte and club or table d'hote service.

★ **NO. 4-28—UTAHN—SAN FRANCISCO OVERLAND—DAILY**
4 to Cheyenne; 28 to Chicago.
Cars to Chicago run via C. & N. W. east of Omaha.
Club Lounge Car Service @ Los Angeles to Chicago.
Standard Sleeping Cars Los Angeles to Cedar City—10 Sec., D. R., Compts. (No. 301 Lund to Cedar City; summer season only).
Los Angeles to Ogden—12 Sec., D. R. (occupancy at Salt Lake till 7:00 a.m.—thence No. 47 to Ogden).
Los Angeles to Cheyenne—6 Sections, 6 Roomettes, 4 Double Bedrooms (No. 10 to St. Louis).
Cedar City to Salt Lake City—10 Sections, D. R., Compts. (No. 302 to Lund; summer season only).
Cheyenne to Chicago—Drawing-rooms, Compartments, Bedrooms, Roomettes, Sections (No. 28 from San Francisco).
Reclining Seat Coaches Los Angeles to Omaha (No. 14 east of Cheyenne).
Cheyenne to Chicago (No. 28 from San Francisco—all seats reserved).
Los Angeles to Cheyenne (No. 10 to St. Louis—all seats reserved).
Dining Car A la carte and club or table d'hote service.

★ **NO. 38-22—PONY EXPRESS—PACIFIC—DAILY**
38 to Ogden; 22 to Chicago. Cars to Chicago run via C. & N. W. east of Omaha.
Club Lounge Car Service @ Los Angeles to Chicago.
Standard Sleeping Cars Los Angeles to Chicago—12 Sections, D. R.
Los Angeles to Butte—10 Sections, 3 Double Bedrooms (No. 29 north of Salt Lake City).
Salt Lake City to Chicago—10 Sec., 3 Dbl. Bedrooms.
Los Angeles to Las Vegas—10 Sections, D. R., Compts.
Los Angeles to St. Paul-Minneapolis—12 Sections, D. R. (204-9-204 east of Omaha).
Reclining Seat Coaches Los Angeles to Ogden (for Kansas City).
Los Angeles to Omaha and Chicago.
Dining Car A la carte and club or table d'hote service.

Footnotes for Page 7

⊗ Club and lounge cars are for the exclusive use of standard sleeping car passengers. The City of Los Angeles has a lounge car for coach passengers.

☐ Conditional stop; see Tables 1 or 3. (f) Stops only on signal.

♠ Motor bus connections with main line trains at East Los Angeles.

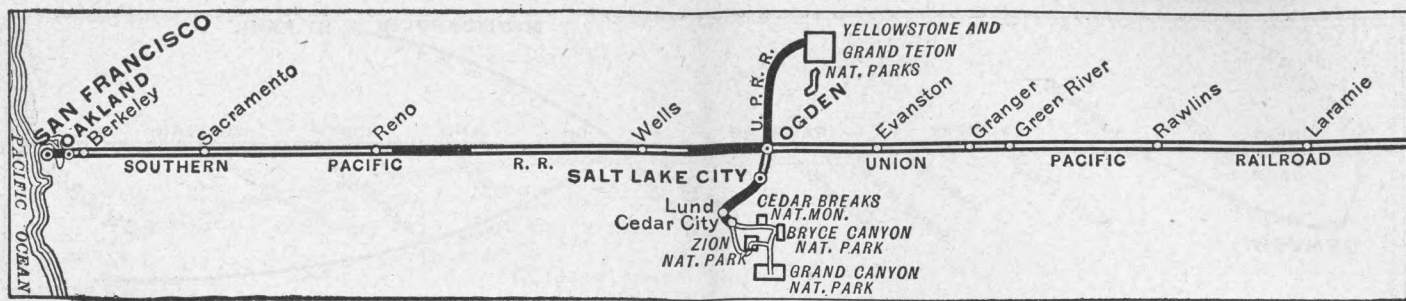
● Extra fare train; see tables 1 and 2. ★ Regularly assigned through cars air-conditioned.

▲ Motor bus between Lund and Cedar City. ☐ Runs via Borie; not via Cheyenne.

○ No. 2 and No. 104 do not operate into Ogden Union Station.

(E.T.) Eastern time. (C.T.) Central time. (M.T.) Mountain time. (P.T.) Pacific time. Time from 12.01 midnight to 12.00 noon shown in light face type.

Time from 12.01 noon to 12.00 midnight shown in heavy face type.



CHICAGO to SAN FRANCISCO via Omaha

Table B Condensed Schedules All Trains Daily	Streamliner City of San Francisco 101 Daily Example	San Francisco Overland 27 Daily Example	Gold Coast 23 Daily Example
Lv New York (E.T.) N.Y.C.		11.30 SAT	
Ar Chicago (C.T.)		3.20 SUN	
Lv New York (E.T.) Penn R.R.		11.40 SAT	
Ar N. Phila., Pa. (E.T.)		1.08 SUN	
Ar Chicago (C.T.)		3.40 SUN	
Lv Washington (E.T.) B & O.			11.40 SAT
Ar Chicago (C.T.)			3.45 SUN
Lv Wash'gton (E.T.) Penn.R.R.			11.35 SAT
Ar Chicago (C.T.)			3.40 SUN
C. & N. W.			
Lv Chicago (C.T.)	7.30 SUN	8.00 SUN	8.30 SUN
Lv Clinton	9.42 " "	10.25 " "	11.20 SUN
Lv Cedar Rapids	10.55 SUN	11.46 SUN	1.00 MON
Ar Council Bluffs		5.10 MON	8.10 " "
Ar Omaha	3.15 MON	5.30 MON	8.40 MON
C. & N. W.			
Lv Minneapolis		(203-2-203) 9.00 SUN	(201-2-201) 9.15 SUN
Lv St. Paul		9.40 " "	9.55 SUN
Lv Sioux City		4.55 " "	4.30 MON
Ar Omaha		7.35 SUN	7.10 MON
Lv St. Louis (Wab.)			7.50 SUN
Ar Omaha			8.20 MON
Union Pacific			
Lv Omaha (C.T.)	3.25 MON	5.45 MON	9.10 MON
" Fremont		8.25 " "	9.59 " "
" Columbus		8.25 " "	10.58 " "
" Grand Island	6.26 " "	8.25 " "	12.30 " "
" Kearney		8.25 " "	1.25 " "
Ar North Platte (C.T.)	7.16 " "	10.40 " "	3.25 " "
Lv North Platte (M.T.)	6.17 " "	9.50 " "	2.35 " "
" Sidney	8.03 " "	12.13 " "	5.25 " "
Ar Cheyenne	9.48 MON	2.20 MON	7.50 MON
Lv St. Louis (Wab.) (C.T.)		4.00 SUN	
Lv Kansas City (Un. Pac.)		9.30 SUN	11.30 SUN
Lv Denver (M.T.)		7.55 MON	5.20 MON
Lv Cheyenne	9.58 MON	2.35 MON	8.10 MON
" Laramie	11.18 " "	4.08 " "	10.05 MON
" Rawlins	1.05 " "	6.23 " "	1.10 TUE
" Rock Springs		6.23 " "	4.12 " "
Ar Green River	3.14 " "	9.00 " "	4.40 " "
Lv Green River	3.19 " "	9.10 " "	5.00 " "
" Evanston	5.03 " "	11.17 MON	7.30 " "
Ar Ogden (M.T.)	6.35 MON	1.03 TUE	9.30 TUE
Lv Salt Lake City (M.T.)		11.55 MON	7.00 TUE
Southern Pacific			
Lv Ogden (M.T.)	6.45 MON	1.18 TUE	10.15 TUE
" Reno (P.T.)	2.27 TUE	11.11 " "	10.50 TUE
" Truckee		12.09 " "	12.01 WED
Ar Sacramento	6.55 " "	4.10 " "	5.05 " "
Lv Sacramento	7.00 " "	4.15 " "	5.25 " "
Ar Berkeley	8.28 " "	6.01 " "	7.46 " "
" Oakland (16th St.)	8.38 " "	6.12 " "	7.58 " "
" Oakland Pier	8.45 " "	6.20 " "	8.05 " "
Ar San Francisco (P.T.)	9.15 TUE	6.50 TUE	8.50 WED

Equipment for Page 8

★ NO. 101—Streamliner CITY OF SAN FRANCISCO—Daily—Extra Fare

Cars from Chicago run via C. & N. W. to Omaha; U. P. to Ogden; S. P. to San Francisco.

Club Car @.....Chicago to San Francisco (Valet, radio).
Standard Sleeping Cars...Chicago to San Francisco—Drawing-rooms, Compts., Bedrooms, Roomettes, Sections (7 cars).
Reclining Seat Coaches...Chicago to San Francisco—(all seats reserved).
Coffee Shop Dining Car...A la carte and club or table d'hote service.
Main Dining Car.....A la carte and club or table d'hote service.

★ NO. 27—SAN FRANCISCO OVERLAND—DAILY

Pullmans and reserved seat coaches, no extra fare, Chicago to San Francisco.

Cars from Chicago run via C. & N. W. to Omaha; U. P. to Ogden; S. P. to San Francisco.

Club Lounge Car @.....Chicago to San Francisco (Barber, valet, radio).
Standard Sleeping Cars...New York to San Francisco—10 Sections, Drawing room, Compartments (P.R.R. No. 79 to Chicago).
New York to San Francisco—8 Sec., D.R., Compts. (N.Y.C. No. 59 to Chicago).
Chicago to San Francisco—2 Drawing-rooms, 4 Compartments, 4 Double Bedrooms.
Chicago to San Francisco—6 Sections, 6 Roomettes, 4 Double Bedrooms.
Salt Lake City to San Francisco—10 Sections, D. R., Compts. (No. 33 to Ogden).
Reclining Seat Coaches...Chicago to San Francisco (3 cars—48 seats each—all reserved).
Coffee Shop Dining Car...A la carte and club or table d'hote service.
Main Dining Car.....A la carte and club or table d'hote service.

★ NO. 23—GOLD COAST—DAILY

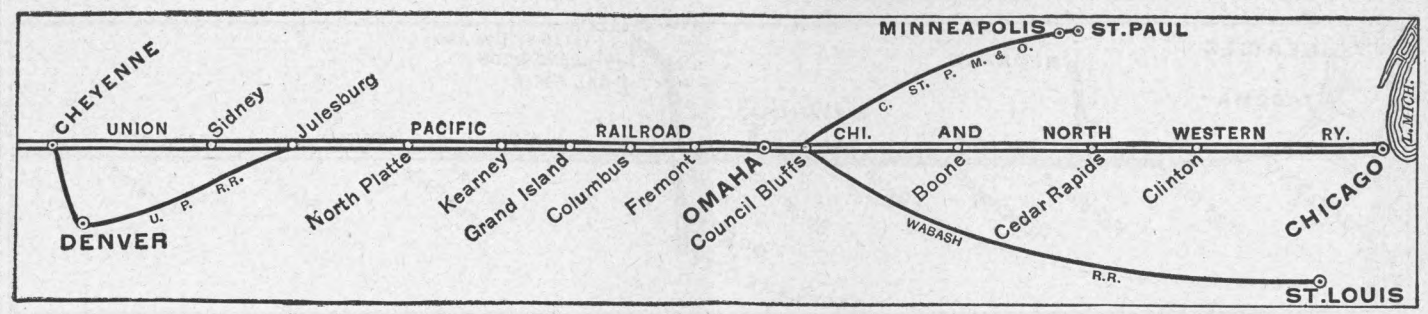
Cars from Chicago run via C. & N. W. to Omaha; U. P. to Ogden; S. P. to San Francisco.

Lounge Car @.....Chicago to San Francisco.
Observation Sleeping Car @ Salt Lake City to San Francisco—10 Sections (No. 47 to Ogden).
Standard Sleeping Cars...Washington, D. C. to San Francisco—12 Sections, D. R. (P.R.R. No. 51-79 to Chicago).
Washington, D. C. to San Francisco—12 Sections, D. R. (B & O No. 7 to Chicago).
Chicago to San Francisco—12 Sections, D. R.
St. Louis via Omaha to San Francisco—12 Sections D. R. (Wab. 11 to Omaha).
Reclining Seat Coaches...Chicago to San Francisco.
Women-Childrens Coach...Chicago to San Francisco (reclining seats).
Dining Car.....A la carte and club or table d'hote service.

Footnotes for Page 8

⊗ Club and lounge cars are for the exclusive use of standard sleeping car passengers.
⊠ Conditional stop; see Table 1.
● Extra fare train; see tables 1 and 2. (f) Stops only on signal.
□ Runs via Borie Cut-off; not via Cheyenne.

★ Regularly assigned through cars air-conditioned.
(E.T.) Eastern time. (C.T.) Central time. (M.T.) Mountain time. (P.T.) Pacific time.
Time from 12:01 midnight to 12:00 noon shown in light face type.
Time from 12.01 noon to 12.00 midnight shown in heavy face type.



SAN FRANCISCO to CHICAGO via Omaha

Table B Condensed Schedules All Trains Daily	Streamliner City of San Francisco 102 Daily Example	San Francisco Overland 28 Daily Example	Gold Coast 24 Daily Example
Southern Pacific			
Lv San Francisco (P.T.)	5.00 SUN	11.00 SUN	7.00 SUN
" Oakland Pier	5.30 " "	11.30 " "	7.35 " "
" Oakland (16th St.)	5.37 " "	11.38 " "	7.44 " "
" Berkeley	5.45 " "	11.47 " "	7.54 " "
Ar Sacramento	7.13 " "	1.35 " "	10.20 " "
Lv Sacramento	7.18 " "	1.40 " "	10.40 SUN
" Truckee		5.40 " "	f 3.30 MON
" Reno (P.T.)	11.52 SUN	6.40 SUN	4.45 " "
Ar Ogden (M.T.)	9.40 MON	6.25 MON	6.00 MON
Union Pacific			
Ar Salt Lake City (M.T.)		8.00 MON	8.00 MON
Lv Ogden (M.T.)	9.55 MON	6.45 MON	7.00 MON
" Evanston	11.27 " "	8.38 " "	9.00 " "
Ar Green River	1.05 " "	10.30 " "	11.00 " "
Lv Green River	1.10 " "	10.40 " "	11.10 " "
" Rock Springs		10.40 " "	11.30 MON
" Rawlins	3.24 " "	1.25 " "	2.23 TUE
" Laramie	5.18 " "	3.45 " "	5.20 " "
Ar Cheyenne	6.30 MON	5.10 MON	7.00 TUE
Ar Denver		7.45 MON	7.45 TUE
Ar Kansas City (C.T.)		7.45 TUE	11.50 TUE
Ar St. Louis (Wab.)		1.00 TUE	7.30 WED
Lv Cheyenne	6.40 MON	5.25 MON	7.30 TUE
" Sidney	8.02 " "	7.10 " "	9.35 " "
Ar North Platte (M.T.)	9.45 " "	9.02 " "	11.59 " "
Lv North Platte (C.T.)	10.48 MON	10.12 " "	1.10 " "
" Kearney		10.12 " "	3.10 " "
" Grand Island	12.36 TUE	12.27 TUE	4.20 " "
" Columbus		12.27 TUE	5.29 " "
" Fremont		12.27 TUE	6.29 " "
Ar Omaha	2.50 TUE	3.05 TUE	7.30 TUE
C. & N. W.			
Lv Omaha	3.00 TUE	3.25 TUE	7.50 TUE
Lv Council Bluffs		3.37 " "	8.05 TUE
Ar Cedar Rapids		7.05 " "	2.00 WED
Ar Clinton		8.25 " "	3.50 " "
Ar Chicago (C.T.)	10.45 TUE	1.00 TUE	7.30 WED
Lv Omaha (Wab.)			8.20 TUE
Ar St. Louis			7.55 WED
C. & N. W.			
Lv Omaha		(204-9-204) 9.00 TUE	(202-1-202) 10.25 TUE
Ar Sioux City		12.01 " "	1.05 WED
Ar St. Paul		6.55 " "	7.10 " "
Ar Minneapolis (C.T.)		7.30 TUE	7.40 WED
Lv Chicago (C.T.) N.Y.C.		6.15 TUE	
Ar New York (E.T.)		12.15 WED	
Lv Chicago (C.T.) Penn. R.R.		5.30 TUE	
Ar N. Phila., Pa. (E.T.)		10.31 WED	
Ar New York (E.T.)		12.00 WED	
Lv Chicago (C.T.) B. & O.			10.40 WED
Ar Washington (E.T.)			7.30 THU
Lv Chicago (C.T.) Penn. R.R.			11.30 WED
Ar Washington (E.T.)			7.35 THU

Equipment for Page 9

★ NO. 102—Streamliner CITY OF SAN FRANCISCO—Daily—Extra Fare

Runs via S. P. to Ogden, and via C. & N. W. east of Omaha.

Club Car @.....San Francisco to Chicago—(Valet, radio).
Standard Sleeping Cars...San Francisco to Chicago—Drawing rooms, Compt., Bedrooms, Roomettes, Sections (7 cars).
Reclining Seat Coaches...San Francisco to Chicago—(all seats reserved).
Coffee Shop Dining Car...A la carte and club or table d'hote service.
Main Dining Car.....A la carte and club or table d'hote service.

★ NO. 28—SAN FRANCISCO OVERLAND—DAILY

Pullman and reserved seat coaches, no extra fare, San Francisco to Chicago.

Runs via S. P. to Ogden, and via C. & N. W. east of Omaha.

Club Lounge Car @.....San Francisco to Chicago (Barber, valet, radio).
Standard Sleeping Cars...San Francisco to New York—10 Sections, Drawing room, Compartments (P.R.R. No. 42 east of Chicago).
San Francisco to New York—8 Sections, D. R., Compartments (N.Y.C. No. 22 east of Chicago).
San Francisco to Chicago—2 Drawing-rooms, 4 Compartments, 4 Double Bedrooms.
San Francisco to Chicago—6 Sections, 6 Roomettes, 4 Double Bedrooms.
San Francisco to St. Louis—6 Sections, 6 Roomettes, 4 Double Bedrooms (U.P.-Wab. 10 east of Cheyenne).
San Francisco to Salt Lake City—10 Sections, D. R., Compts. (No. 30 south of Ogden).
Cheyenne to Chicago—10 Sections, D. R., Compts. (Nos. 36-12-4 from West Yellowstone; summer season only).
Reclining Seat Coaches...San Francisco to Chicago (3 cars—48 seats each—all reserved).
Coffee Shop Dining Car...A la carte and club or table d'hote service.
Main Dining Car.....A la carte and club or table d'hote service.

★ NO. 24—GOLD COAST—DAILY

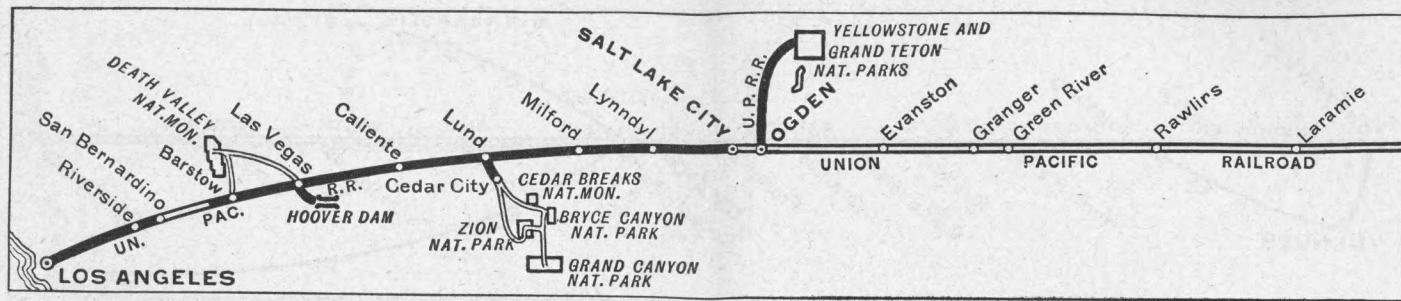
Runs via S. P. to Ogden, and via C. & N. W. east of Omaha.

Lounge Car @.....San Francisco to Chicago.
Observation Sleeping Car @ San Francisco to Salt Lake City—10 Sections (No. 48 south of Ogden).
Standard Sleeping Cars...San Francisco to Washington, D. C.—12 Sections, D. R. (P.R.R. No. 22-50 east of Chicago).
San Francisco to Washington, D. C.—12 Sections, D. R. (B. & O. No. 10-18 east of Chicago).
San Francisco to Chicago—12 Sections, D. R.
San Francisco to St. Louis via Omaha—12 Sections, D. R. (Wab. 14 east of Omaha).
Reclining Seat Coaches...San Francisco to Chicago.
Women-Childrens Coach...San Francisco to Chicago (reclining seats).
Dining Car.....A la carte and club or table d'hote service.

Footnotes for Page 9

⊗ Club and lounge cars are for the exclusive use of standard sleeping car passengers.
⊠ Conditional stop; see Table 2.
□ Runs via Borie cut-off; not via Cheyenne. (f) Stops only on signal.
● Extra fare train; see tables 1 and 2.

★ Regularly assigned through cars air-conditioned.
(E.T.) Eastern Time (C.T.) Central Time (M.T.) Mountain Time (P.T.) Pacific Time.
Time from 12:01 midnight to 12:00 noon shown in light face type.
Time from 12.01 noon to 12.00 midnight shown in heavy face type.



ST. LOUIS and KANSAS CITY to LOS ANGELES via Denver

Pony Express 37 Example		Streamliner City of St. Louis-Utah 9-3 Example		Table No. D Condensed Schedules All Trains Daily		Utah-Streamliner City of St. Louis 4-10 Example		Pony Express 38 Example	
4.00	SU	9.00	SU	Lv St. Louis (Wab.) (C.T.)	Ar	1.00	TU	7.30	WE
9.00	SU	9.00	SU	Lv Kansas City	Ar	8.00	TU	11.55	TU
11.30	SU	9.30	SU	Lv Kan. City (Un. Pac.)	Ar	7.45	TU	11.50	TU
12.25	MO	10.38	MO	Lv Lawrence	Ar	6.34	TU	10.50	TU
1.05	MO	11.27	MO	Lv Topeka	Ar	5.45	TU	10.20	TU
2.10	MO	11.27	MO	Lv Manhattan	Ar	5.45	TU	9.10	TU
3.05	MO	11.55	SU	Lv Junction City	Ar	5.20	TU	8.35	TU
4.30	MO	12.43	MO	Lv Salina	Ar	4.25	TU	7.10	TU
8.05	MO	2.55	MO	Lv Ellis (C.T.)	Ar	2.30	TU	4.40	TU
7.20	MO	2.00	MO	Lv Ellis (M.T.)	Ar	1.25	TU	3.35	TU
9.10	MO	3.12	MO	Lv Oakley	Ar	12.09	TU	1.53	TU
3.30	MO	7.40	MO	Lv Denver	Ar	8.00	MO	8.50	MO
5.20	MO	7.55	MO	Lv Denver	Ar	7.45	TU	7.45	TU
6.07	MO	10.20	MO	Lv La Salle	Ar	5.35	TU	6.10	TU
Via Borie	MO	10.45	MO	Lv Cheyenne	Ar	5.00	TU	5.10	TU
Cut-Off	MO	12.25	MO	Lv Cheyenne	Ar	3.35	TU	4.00	TU
9.05	MO	2.45	MO	Lv Laramie	Ar	1.15	TU	1.38	TU
11.45	MO	5.45	MO	Lv Rawlins	Ar	10.30	MO	10.55	MO
2.45	MO	7.53	MO	Lv Green River	Ar	8.13	MO	8.48	MO
5.00	MO	9.45	MO	Lv Evanston	Ar	6.20	MO	6.50	MO
6.45	MO	10.10	MO	Lv OGDEN	Ar	5.55	MO	6.15	MO
7.15	MO	11.00	MO	Lv OGDEN	Ar	5.00	MO	5.20	MO
8.10	MO	11.20	MO	Lv Salt Lake City	Ar	4.40	MO	4.45	MO
9.05	MO	3.15	TU	Lv Salt Lake City	Ar	12.40	MO	11.45	MO
2.40	TU	3.58	TU	Lv Milford	Ar	11.55	SU	10.55	MO
3.30	TU	3.58	TU	Lv Lund	Ar	9.30	SU	9.40	MO
4.45	TU	9.30	MO	Lv Cedar City	Ar	5.10	MO	12.00	MO
2.15	TU	3.58	TU	Lv Lund	Ar	11.55	SU	10.55	MO
3.30	TU	6.00	MO	Lv Caliente (M.T.)	Ar	9.45	MO	8.40	MO
5.50	TU	5.10	MO	Lv Caliente (P.T.)	Ar	8.35	MO	7.25	MO
8.45	TU	8.10	MO	Lv Las Vegas	Ar	5.45	MO	4.05	MO
2.05	WE	11.59	MO	Lv Barstow	Ar	1.33	MO	10.45	SU
4.25	WE	2.05	MO	Lv San Bernardino	Ar	11.25	MO	8.25	MO
5.05	WE	2.35	MO	Lv Riverside	Ar	11.00	MO	7.50	MO
6.40	WE	3.40	MO	Lv East Los Angeles	Ar	9.55	MO	6.25	MO
7.15	WE	4.00	TU	Lv Los Angeles (P.T.)	Ar	9.30	SU	6.00	SU
7.25	WE	4.20	TU	Lv Pasadena	Ar	8.55	SU	5.25	SU
8.00	WE	4.55	TU	Lv Glendale	Ar	8.20	SU	4.45	SU
7.55	WE	4.50	TU	Lv Anaheim	Ar	8.25	MO	4.55	MO
7.40	WE	4.35	TU	Lv Long Beach	Ar	8.35	MO	5.00	MO
8.15	WE	5.05	TU	Lv San Pedro (P.T.)	Ar	8.00	SU	4.30	SU

Footnotes for Page 12

- Club and lounge cars are for the exclusive use of standard sleeping car passengers.
- Regularly assigned through cars air-conditioned.
- Motor bus between Lund and Cedar City.
- Conditional stop; see Table 24.
- Motor Bus connections with main line trains at East Los Angeles.
- (f) Stops only on signal.
- (C.T.) Central time. (M.T.) Mountain time. (P.T.) Pacific time.
- Time from 12.01 midnight to 12.00 noon shown in light face type.
- Time from 12.01 noon to 12.00 midnight shown in heavy face type.

Equipment for Page 12

★ NO. 9-3—Streamliner—CITY OF ST. LOUIS—UTAH—DAILY
 Wabash 9 to Kansas City; No. 9 to Cheyenne; No. 3 to Los Angeles.
 Club Lounge Car ⊙ St. Louis to Los Angeles.
 Standard Sleeping Cars St. Louis to Los Angeles—6 Sections, 6 Roomettes, 4 Double Bedrooms.
 St. Louis to OGDEN—6 Sections, 6 Roomettes, 4 Double Bedrooms (S.P. No. 27 to San Francisco).
 St. Louis to Green River—10 Sections, D. R., Compt. (No. 11 to Portland).
 Kansas City to Denver—6 Sec., 6 Rmte., 4 Dbl. Bdrm.
 OGDEN to Los Angeles—12 Sec., D. R. (No. 48 to Salt Lake City where it is open for occupancy at 8:00 p.m.).
 Salt Lake City to Cedar City—10 Sections, D. R., Compts. (No. 301 beyond Lund; summer season only).
 Cedar City to Los Angeles—10 Sections, D. R., Compts. (No. 302 to Lund; summer season only).
 Reserved Seat Coaches St. Louis to Los Angeles (48 seats).
 St. Louis to Green River (48 seats—No. 11 to Portland).
 St. Louis to Cheyenne (2 cars—96 seats).
 Dining Car A la carte and club or table d'hote service.

★ NO. 37—PONY EXPRESS—DAILY
 Club Lounge Car ⊙ Denver to Los Angeles.
 Standard Sleeping Cars Kansas City to Los Angeles—12 Sections, D. R.
 Denver to Salt Lake City—12 Sections, D. R.
 Denver to Salt Lake City—6 Sections, 6 Roomettes, 4 Double Bedrooms.
 Salt Lake City to Los Angeles—10 Sections, 3 Double Bedrooms (No. 30 from Butte).
 OGDEN to Los Angeles—12 Sections, D. R. (No. 21 from Chicago).
 Las Vegas to Los Angeles—10 Sections, D. R., Compts.
 Kansas City to Los Angeles.
 Reclining Seat Coaches Kansas City to Los Angeles.
 Dining Car A la carte and club or table d'hote service.

★ NO. 4-10—UTAHN—Streamliner—CITY OF ST. LOUIS—DAILY
 No. 4 to Cheyenne; No. 10 to Kansas City; Wabash 10 to St. Louis.
 Club Lounge Car ⊙ Los Angeles to St. Louis.
 Standard Sleeping Cars Los Angeles to St. Louis—6 Sections, 6 Roomettes, 4 Double Bedrooms.
 Los Angeles to OGDEN—12 Sec., D.R. (occupancy at Salt Lake City till 7:00 a.m.—thence No. 47 to OGDEN).
 Los Angeles to Cedar City—10 Sections, D. R., Compts. (No. 301 Lund to Cedar City; summer season only).
 Cedar City to Salt Lake City—10 Sections, D. R., Compts. (No. 302 to Lund; summer season only).
 Denver to Kansas City—6 Sections, 6 Roomettes, 4 Double Bedrooms.
 Green River to St. Louis—10 Sections, D. R., Compt. (No. 12 from Portland).
 Cheyenne to St. Louis—6 Sections, 6 Roomettes, 4 Double Bedrooms (No. 28 from San Francisco).
 Reserved Seat Coaches Los Angeles to St. Louis (48 seats).
 Gr. River to St. Louis (48 seats—No. 12 from Portland).
 Cheyenne to St. Louis (2 cars—96 seats).
 Dining Car A la carte and club or table d'hote service.

★ NO. 38—PONY EXPRESS—DAILY
 Club Lounge Car ⊙ Los Angeles to Denver.
 Standard Sleeping Cars Los Angeles to Kansas City—12 Sections, D. R.
 Los Angeles to Las Vegas—10 Sections, D. R., Compts.
 Los Angeles to OGDEN—12 Sec., D. R. (22 to Chicago).
 Los Angeles to Butte—10 Sec., 3 Double Bedrooms. (No. 29 north of Salt Lake City).
 Salt Lake City to Denver—12 Sections, D. R.
 Salt Lake City to Denver—6 Sections, 6 Roomettes, 4 Double Bedrooms.
 OGDEN to Denver—12 Sections, D. R. (S.P. 24 from San Francisco).
 Reclining Seat Coaches Los Angeles to Kansas City.
 OGDEN to Kansas City (S.P. 24 from San Francisco).
 Dining Car A la carte and club or table d'hote service.

ST. LOUIS and KANSAS CITY to SAN FRANCISCO via Denver

Pony Express-Gold Coast 37-23 Example		Streamliner City of St. Louis-Utah-San Francisco Overland 9-3-27 Example		Table E Condensed Schedules All Trains Daily		San Francisco Overland-Streamliner City of St. Louis 28-10 Example		Gold Coast-Pony Express 24-38 Example	
4.00	SUN	9.00	SUN	Lv St. Louis (C.T.)	Ar	1.00	TUE	7.30	WED
9.00	SUN	9.00	SUN	Lv Kansas City	Ar	8.00	TUE	11.55	TUE
11.30	SUN	9.30	SUN	Lv Kansas City Union Pacific	Ar	7.45	TUE	11.50	TUE
12.25	MON	10.38	MON	Lv Lawrence	Ar	6.34	TUE	10.50	TUE
1.05	MON	11.27	MON	Lv Topeka	Ar	5.45	TUE	10.20	TUE
2.10	MON	11.27	MON	Lv Manhattan	Ar	5.45	TUE	9.10	TUE
3.05	MON	11.55	SUN	Lv Junction City	Ar	5.20	TUE	8.35	TUE
4.30	MON	12.43	MON	Lv Abilene	Ar	4.25	TUE	7.45	TUE
8.05	MON	2.55	MON	Lv Salina	Ar	2.46	TUE	7.10	TUE
7.20	MON	2.00	MON	Lv Hays	Ar	2.30	TUE	5.00	TUE
9.10	MON	3.12	MON	Lv Ellis (C.T.)	Ar	1.25	TUE	4.40	TUE
10.23	MON	4.02	MON	Lv Ellis (M.T.)	Ar	12.09	TUE	3.35	TUE
1.18	MON	6.01	MON	Lv Oakley	Ar	11.23	MON	1.53	TUE
3.30	MON	7.40	MON	Lv Sharon Springs	Ar	8.00	MON	10.32	TUE
5.20	MON	7.55	MON	Lv Limon	Ar	7.45	MON	8.50	MON
6.07	MON	10.20	MON	Lv Denver	Ar	6.37	MON	6.10	TUE
6.17	MON	10.45	MON	Lv Denver	Ar	5.35	MON	5.10	TUE
Via Borie	MON	12.25	MON	Lv Cheyenne	Ar	3.45	MON	4.00	TUE
2.35	MON	2.45	MON	Lv Cheyenne	Ar	1.25	MON	1.38	TUE
4.08	MON	4.57	MON	Lv Laramie	Ar	10.40	MON	11.13	MON
6.23	MON	5.45	MON	Lv Rawlins	Ar	8.38	MON	10.55	MON
9.10	MON	7.53	MON	Lv Rock Springs	Ar	6.45	MON	8.48	MON
11.17	MON	9.45	MON	Lv Green River	Ar	8.00	MON	8.00	MON
1.03	TUE	6.45	TUE	Lv Evanston	Ar	8.00	MON	8.00	MON
11.55	MON	7.00	TUE	Lv Ogden (M.T.)	Ar	6.25	MON	6.00	MON
1.18	TUE	10.15	TUE	Lv Salt Lake City (M.T.)	Ar	6.40	SUN	4.45	MON
11.11	TUE	10.50	TUE	Lv Reno (P.T.)	Ar	5.40	SUN	5.40	MON
12.09	TUE	12.01	WED	Lv Truckee	Ar	4.15	SUN	4.15	MON
4.15	TUE	5.25	TUE	Lv Sacramento	Ar	6.01	SUN	6.01	MON
6.01	TUE	7.46	TUE	Lv Berkeley	Ar	11.47	SUN	7.54	MON
6.12	TUE	7.58	TUE	Lv Oakland (16th St.)	Ar	11.38	SUN	7.44	MON
6.20	TUE	8.05	TUE	Lv Oakland Pier	Ar	11.30	SUN	7.35	MON
6.50	TUE	8.50	WED	Lv San Francisco (P.T.)	Ar	11.00	SUN	7.00	SUN

★ NO. 9-3-27—Streamliner—CITY OF ST. LOUIS—UTAH—SAN FRANCISCO OVERLAND—DAILY
 Wabash 9 to Kansas City; 9 to Cheyenne; 3 to OGDEN; S. P. 27 to San Francisco.
 Club Lounge Car Service ⊙ St. Louis to San Francisco.
 Standard Sleeping Cars St. Louis to OGDEN—6 Sections, 6 Roomettes, 4 Double Bedrooms (SP 27 to San Francisco).
 St. Louis to Green River—10 Sections, D. R., Compt. (No. 11 to Portland).
 St. Louis to OGDEN—6 Sections, 6 Roomettes, 4 Double Bedrooms (No. 3 to Los Angeles).
 Kansas City to Denver—6 Sections, 6 Roomettes, 4 Double Bedrooms.
 Salt Lake City to San Francisco—10 Sections, D. R., Compts. (No. 33 to OGDEN).
 Reserved Seat Coaches St. Louis to OGDEN (No. 3 to Los Angeles)—48 seats.
 St. Louis to Green River (No. 11 to Portland)—48 seats.
 St. Louis to Cheyenne (2 cars—96 seats).
 Cheyenne to San Francisco (through in No. 27 from Chicago).
 Dining Car A la carte and club or table d'hote service.

★ NO. 37-23—PONY EXPRESS—GOLD COAST—DAILY
 No. 37 to OGDEN; S. P. No. 23 to San Francisco.
 Lounge Car Service ⊙ Denver to San Francisco.
 Observation Sleeping Car ⊙ Salt Lake City to San Francisco—10 Sections (No. 47 to OGDEN).
 Standard Sleeping Cars Kansas City to OGDEN—12 Sections, D. R. (No. 37 to Los Angeles).
 Kansas City to San Francisco—12 Sections, D. R.
 Denver to San Francisco—12 Sections, D. R.
 Denver to OGDEN—12 Sections, D. R. (No. 37 to Salt Lake City).
 Denver to OGDEN—6 Sections, 6 Roomettes, 4 Double Bedrooms (No. 37 to Salt Lake City).
 St. Louis via Omaha to San Francisco—12 Sec., D.R. (Wab. 11 to Omaha—No. 23 to San Francisco).
 Reclining Seat Coaches Kansas City to San Francisco.
 Dining Car A la carte and club or table d'hote service.

★ NO. 28-10—SAN FRANCISCO OVERLAND—Streamliner—CITY OF ST. LOUIS—DAILY
 S. P. 28 to OGDEN; 28 to Cheyenne; 10 to Kansas City; Wabash 10 to St. Louis.
 Club Lounge Car Service ⊙ San Francisco to St. Louis.
 Standard Sleeping Cars San Francisco to St. Louis—6 Sections, 6 Roomettes, 4 Double Bedrooms.
 San Francisco to Salt Lake City—10 Sections, D. R., Compts. (No. 30 south of OGDEN).
 Cheyenne to St. Louis—6 Sections, 6 Roomettes, 4 Double Bedrooms (No. 4 from Los Angeles).
 Cheyenne to St. Louis—10 Sections, D. R., Compt. (Nos. 12-4 from Portland).
 Denver to Kansas City—6 Sections, 6 Roomettes, 4 Double Bedrooms.
 Reserved Seat Coaches San Francisco to Cheyenne (No. 28 to Chicago).
 Cheyenne to St. Louis (48 seats—4 cars—2 from Cheyenne, 1 each from Los Angeles and Portland).
 Dining Car A la carte and club or table d'hote service.

★ NO. 24-38—GOLD COAST—PONY EXPRESS—DAILY
 S. P. No. 24 to OGDEN; No. 38 to Kansas City.
 Lounge Car Service ⊙ San Francisco to Denver.
 Observation Sleeping Car ⊙ San Francisco to Salt Lake City—10 Sections (No. 48 south of OGDEN).
 Standard Sleeping Cars San Francisco to Denver—12 Sections, D. R.
 OGDEN to Kansas City—12 Sections, D. R. (No. 38 from Los Angeles).
 OGDEN to Denver—12 Sections, D. R. (No. 38 from Salt Lake City).
 OGDEN to Denver—6 Sections, 6 Roomettes, 4 Double Bedrooms (No. 38 from Salt Lake City).
 San Francisco to Kansas City—12 Sections, D. R.
 San Francisco to St. Louis via Omaha—12 Sec., D.R. (S.P. 24 to OGDEN, U.P. 24 to Omaha, Wab. 14 to St. Louis).
 Reclining Seat Coaches San Francisco to Kansas City.
 Dining Car A la carte and club or table d'hote service.

Footnotes for Page 13

- Club and lounge cars are for the exclusive use of standard sleeping car passengers.
- Conditional stop; see Table 24.
- Conditional stop; see Table 30.
- Regularly assigned through cars air-conditioned.
- (C.T.) Central Time. (M.T.) Mountain time. (P.T.) Pacific time.
- Time from 12.01 midnight to 12.00 noon shown in light face type.
- Time from 12.01 noon to 12.00 midnight shown in heavy face type.

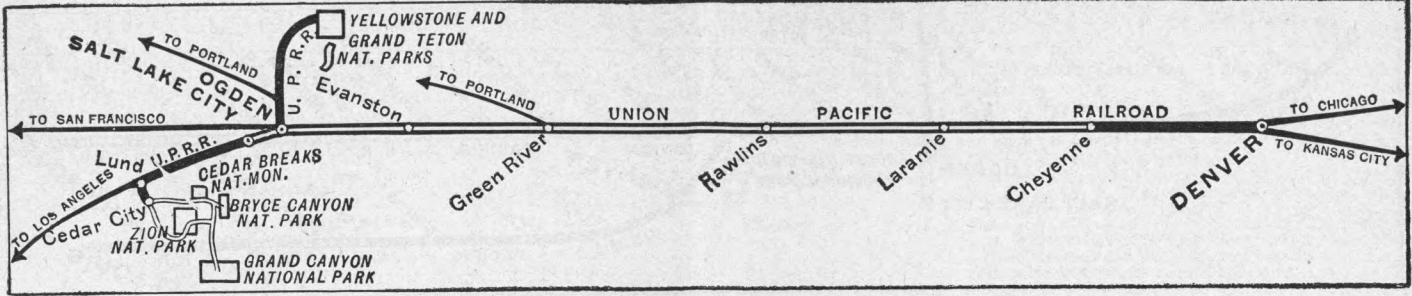
ST. LOUIS and KANSAS CITY to PORTLAND and SEATTLE via Denver

Table F Condensed Schedules All Trains Daily. Includes routes for Pony Express-Portland Rose, Streamliner City of St. L., and Idahoan-Streamliner City of St. L. with departure and arrival times for various stations like St. Louis, Kansas City, Denver, Cheyenne, and Portland.

Equipment for Page 14. NO. 9-3-11-Streamliner CITY OF ST. LOUIS-IDAHOAN-DAILY. Wabash 9 to Kansas City; 9 to Cheyenne; 3 to Green River; 11 to Portland. Club Lounge Car Service, Standard Sleeping Cars, Reclining Seat Coaches, Dining Car.

Equipment for Page 14. NO. 12-4-10-IDAHOAN-Streamliner CITY OF ST. LOUIS-DAILY. No. 12 to Green River; No. 4 to Cheyenne; No. 10 to Kansas City; Wabash 10 to St. Louis. Club Lounge Car Service, Standard Sleeping Cars, Reclining Seat Coaches, Dining Car.

Footnotes for Page 14. Regularly assigned through cars air conditioned. Motor bus. This service is provided passengers arriving or departing Shoshone and holding through rail tickets to and from Ketchum and room reservations at Sun Valley.



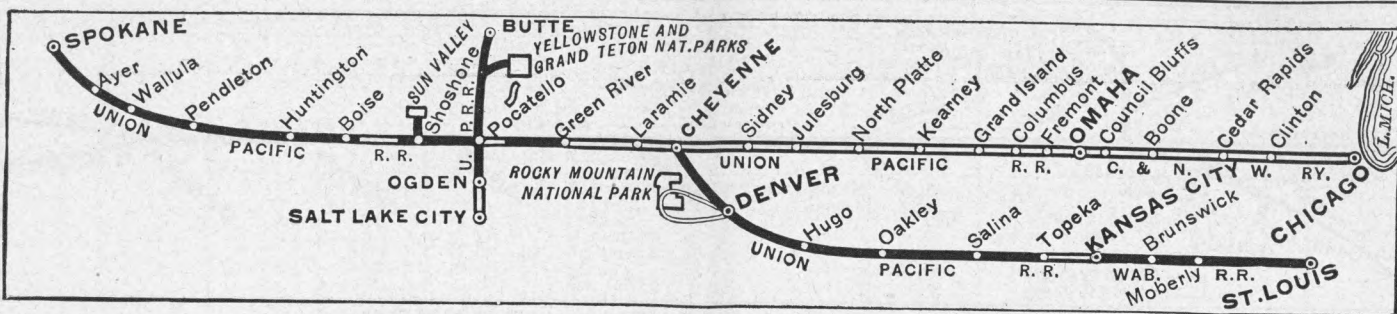
CHICAGO and OMAHA to DENVER

Table G Condensed Schedules All Trains Daily. Includes routes for C. & N. W. Chicago (C.T.), Minneapolis (C.T.), and Union Pacific Omaha (C.T.) with departure and arrival times for Chicago, Omaha, and Denver.

ST. LOUIS - KANSAS CITY - DENVER - SALT LAKE CITY

Table H All Trains Daily. For Complete Schedules See Table 17. Includes routes for Pony Express, City of St. Louis-Utah, and Utahn-City of St. Louis with departure and arrival times for St. Louis, Kansas City, Denver, and Salt Lake City.

Footnotes for Page 15. Club and lounge cars are for the exclusive use of standard sleeping car passengers. Regularly assigned through cars air-conditioned. Conditional stop; see Tables 1 or 17. (f) Stops only on signal.



CHICAGO — OMAHA — SPOKANE

No. 105 Bus Example	No. 21-17-66 Example	Table K Condensed Schedules All Trains Daily	No. 65-18-22 Example	Bus-Example No. 106
4.55 SUN	8.10 SUN	Chicago (C.T.) C. & N. W. Ar	8.15 WED	12.30 TUE
1.40 MON	8.30 MON	Omaha (Union Pacific) Lv	7.50 TUE	3.50 " "
5.27 " "	2.00 " "	North Platte (C.T.) Lv	1.25 " "	12.03 TUE
4.30 " "	1.10 " "	North Platte (M.T.) Lv	12.15 " "	11.00 MON
8.00 " "	6.25 MON	Cheyenne Lv	7.55 TUE	8.00 " "
6.10 " "	10.05 TUE	Pocatello Lv	5.30 MON	10.00 " "
10.15 MON	3.45 " "	Boise Lv	11.50 " "	6.00 " "
12.10 TUE	6.45 " "	Huntington (M.T.) Lv	9.05 " "	3.45 " "
11.20 MON	6.00 " "	Huntington (P.T.) Ar	7.55 " "	2.35 MON
3.47 TUE	11.55 TUE	Pendleton Lv	2.25 " "	9.43 SUN
9.00 TUE	12.45 WED	Pendleton Lv	1.30 MON	9.20 SUN
	3.35 WED	Walla Walla Lv	11.30 SUN	
	8.05 WED	Yakima Lv	7.10 SUN	
10.32 TUE	5.30 WED	Walla Walla Lv	9.45 SUN	7.46 SUN
	5.15 WED	Ayer Lv	10.00 SUN	
4.05 TUE	8.25 WED	Lewiston Lv	6.20 SUN	4.30 SUN
	9.15 WED	Moscow Lv	5.45 SUN	
3.50 TUE	7.50 WED	Spokane (P.T.) Lv	7.40 SUN	2.15 SUN

Equipment for Table K

★ **NO. 105—Streamliner CITY OF PORTLAND—DAILY**
 No. 105 to Pendleton; Bus to Spokane.
 Club Lounge Car @ Chicago to Pendleton.
 Standard Sleeping Cars... Chicago to Pendleton—Drawing rooms, Compts., Bed-rooms, Roomettes, Sections.
 Reclining Seat Coaches... Chicago to Pendleton (all seats reserved).
 Dining Car... A la carte and club or table d'hote service.

★ NO. 21-17-66—PACIFIC—DAILY

No. 21 to Green River; No. 17 to Pendleton; No. 66 to Spokane.
 Club Lounge Car Service @ Chicago to Pendleton.
 Standard Sleeping Cars... Chicago to Pendleton—12 Sections, D.R. (for Portland). Pocatello to Spokane—12 Sections, D.R. (No. 33 from Salt Lake City).
 Reclining Seat Coaches... Chicago to Pendleton (for Portland); Green River to Spokane (No. 17 from Denver).
 Dining Car... A la carte and club or table d'hote service.

★ NO. 65-18-22—PACIFIC—PORTLAND ROSE—DAILY

No. 65 to Pendleton; No. 18 to Green River; No. 22 to Chicago.
 Club Lounge Car Service @ Pendleton to Chicago.
 Standard Sleeping Cars... Pendleton to Chicago—12 Sec., D.R. (from Portland). Spokane to Pocatello—12 Sections, D.R. (No. 34 to Salt Lake City).
 Reclining Seat Coaches... Spokane to Green River (No. 18 to Denver); Pendleton to Chicago (from Portland).
 Dining Car... A la carte and club or table d'hote service.

★ NO. 106—Streamliner CITY OF PORTLAND—DAILY

Bus to Pendleton; No. 106 to Chicago.
 Club Lounge Car @ Pendleton to Chicago.
 Standard Sleeping Cars... Pendleton to Chicago—Drawing-rooms, Compts., Bed-rooms, Roomettes, Sections.
 Reclining Seat Coaches... Pendleton to Chicago (all seats reserved).
 Dining Car... A la carte and club or table d'hote service.

ST. LOUIS — KANSAS CITY — SPOKANE

No. 37-17-66 Example	Table L Condensed Schedules All Trains Daily	No. 65-18-38 Example
4.00 SUN	St. Louis (C.T.) Wabash Ar	7.30 WED
9.00 " "	Kansas City Lv	11.55 TUE
11.30 SUN	Kansas City (Union Pacific) Ar	11.50 " "
5.05 MON	Denver (M.T.) Ar	8.10 TUE
10.05 TUE	Pocatello Lv	5.30 MON
11.55 TUE	Pendleton (P.T.) Ar	2.25 " "
12.45 WED	Pendleton Lv	1.30 " "
2.50 " "	Umatilla Lv	12.20 MON
3.35 WED	Walla Walla Lv	11.30 SUN
8.05 WED	Yakima Lv	7.10 SUN
5.30 " "	Walla Walla Lv	9.45 " "
3.55 " "	Walla Walla Lv	11.10 " "
5.15 " "	Ayer Lv	10.00 " "
8.25 " "	Lewiston Lv	6.20 " "
9.15 " "	Moscow Lv	5.45 " "
5.15 " "	Ayer Lv	10.00 " "
7.22 " "	Cheney Lv	8.06 " "
7.50 WED	Spokane (P.T.) Lv	7.40 SUN

Equipment for Table L

★ **NO. 37-17-66—PONY EXPRESS—PORTLAND ROSE—DAILY**
 No. 37 to Denver; No. 17 to Pendleton; No. 66 to Spokane.
 Observation Sleeping Car @ Denver to Pendleton—10 Sections (to Portland).
 Standard Sleeping Cars... Denver to Pendleton—10 Sections, 3 Double Bedrooms (to Portland).
 Denver to Pendleton—12 Sections, D.R. (to Portland).
 Pocatello to Spokane—12 Sections, D.R. (No. 33 from Salt Lake City).
 Kansas City to Denver—12 Sec., D.R. (to Los Angeles).
 Reclining Seat Coaches... Kansas City to Pendleton; Denver to Spokane.
 Dining Car... A la carte and club or table d'hote service.

★ NO. 65-18-38—PORTLAND ROSE—PONY EXPRESS—DAILY

No. 65 to Pendleton; No. 18 to Denver; No. 38 to Kansas City.
 Observation Sleeping Car @ Pendleton to Denver—10 Sections (from Portland).
 Standard Sleeping Cars... Spokane to Pocatello—12 Sec., D.R. (No. 34 to Salt Lake City).
 Pendleton to Denver—10 Sec., 3 Double Bedrooms (from Portland).
 Pendleton to Denver—12 Sec., D.R. (from Portland).
 Denver to Kansas City—12 Sec., D.R. (from Los Angs).
 Reclining Seat Coaches... Spokane to Denver.
 Dining Car... Pendleton to Kansas City.
 A la carte and club or table d'hote service.

Footnotes for Page 16

⊗ Club and lounge cars are for the exclusive use of standard sleeping car passengers.
 ★ Regularly assigned through cars air-conditioned.
 † Via Overland Greyhound Bus north of Pendleton.
 (C.T.) Central time. (M.T.) Mountain time. (P.T.) Pacific time.
 Time from 12.01 midnight to 12.00 noon shown in light face type.
 Time from 12.01 noon to 12.00 midnight shown in heavy face type.

CHICAGO — ST. LOUIS — KANSAS CITY — WEST YELLOWSTONE — VICTOR

No. 1-9-3-11-35-55 Example	Table O (Summer Season) All Trains Daily	No. 56-36-12-4-10-28 Example
12.01 SUN	Chicago (C.T.) C. & N. W. Ar	1.00 TUE
9.30 SUN	Omaha (Union Pacific) Lv	3.25 " "
9.55 SUN	Omaha (Union Pacific) Ar	3.05 TUE
6.35 MON	Cheyenne (M.T.) Lv	5.25 MON
4.00 SUN	St. Louis (C.T.) (Wab.) Ar	1.00 TUE
9.00 " "	Kansas City Lv	8.00 " "
9.30 SUN	Kansas City Ar	7.45 TUE
7.40 MON	Denver (M.T.) Lv	8.00 MON
7.55 " "	Denver Ar	7.45 " "
10.20 MON	Cheyenne Lv	5.35 MON
10.45 MON	Cheyenne (M.T.) Ar	5.00 MON
5.25 " "	Green River Lv	10.30 " "
5.50 " "	Green River Ar	10.00 " "
11.15 MON	Pocatello Ar	4.30 " "
2.30 " "	Pocatello Lv	1.40 " "
3.25 " "	Blackfoot Lv	12.50 MON
5.00 TUE	Idaho Falls Lv	10.15 SUN
7.30 TUE	Ashton Ar	3.10 SUN
9.05 " "	Ashton Lv	1.35 " "
9.10 " "	Ashton Ar	10.00 SUN
11.05 TUE	Victor Lv	8.15 SUN
	Victor Ar	11.40 SUN
	W. Yellowstone (M.T.) Lv	7.30 SUN

★ **NO. 1-3-11-35-55 (LOS ANGELES LIMITED)—YEL'STONE SPECIAL**
 ★ **NO. 9-3-11-35-55 (DAILY)**
 No. 1 Chicago to Cheyenne (C. & N. W. east of Omaha); No. 9 St. Louis to Cheyenne (Wabash east of Kansas City); No. 3 to Green River; No. 11 to Pocatello; No. 35 to Ashton and West Yellowstone; No. 55 Ashton to Victor.

Club Lounge Car Service @ Chicago and St. Louis to Pocatello.
 Standard Sleeping Car... Chicago to West Yellowstone—10 Sec., D.R., Compts. St. Louis to W. Yellowstone—Sections and rooms (requires car to car change after leaving Cheyenne).
 Coaches... Chicago to Cheyenne; St. Louis to Pocatello; Pocatello to West Yellowstone and Victor (all seats reserved from Chicago and St. Louis to Pocatello).
 Dining Car... A la carte and club or table d'hote service.

★ **NO. 56-36-12-4-10-28—YEL'STONE SPEC.—SAN FRAN. OV'LAND—Daily**
 No. 56 Victor to Ashton; No. 36 W. Yellowstone and Ashton to Pocatello; No. 12 to Green River; No. 4 to Cheyenne; No. 10 Cheyenne to St. Louis; No. 28 to Chicago. C. & N. W. east of Omaha; Wabash east of Kansas City.

Club Lounge Car Service @ Pocatello to St. Louis and Chicago.
 Standard Sleeping Cars... W. Yellowstone to Chicago—10 Sec., D.R., Compts. West Yellowstone to St. Louis—Sections and rooms (requires car to car change after leaving Pocatello).
 Coaches... Victor and W. Yellowstone to Pocatello; Pocatello to Cheyenne and St. Louis; Cheyenne to Chicago (all seats reserved east of Pocatello).
 Dining Car... A la carte and club or table d'hote service.

LOS ANGELES — SALT LAKE CITY — WEST YELLOWSTONE — BUTTE

Yellowstone Special 38-29 35-55 Example	Northwest Special 33 Example	Butte Special 38-29 Example	Table R Condensed Schedules All Trains Daily	Butte Special 30-37 Example	Northwest Special 34-3 Example	Yellowstone Special 56-36 30-37 Example
6.00 SU	6.00 SU	6.00 SU	Los Angeles (P.T.) Ar	7.15 TU	4.00 MO	7.15 TU
6.25 " "	6.25 " "	6.25 " "	East Los Angeles " Ar	6.40 " "	3.40 " "	6.40 " "
7.50 " "	7.50 " "	7.50 " "	Riverside " Ar	5.05 " "	2.35 " "	5.05 " "
8.15 " "	8.15 " "	8.15 " "	San Bernardino " Ar	4.35 " "	2.10 " "	4.35 " "
8.25 " "	8.25 " "	8.25 " "	San Bernardino " Ar	4.25 " "	2.05 " "	4.25 " "
10.45 SU	10.45 SU	10.45 SU	Barstow " Ar	2.05 TU	11.59 " "	2.05 TU
3.45 MO	3.45 MO	3.45 MO	Las Vegas " Lv	8.45 MO	8.10 " "	8.45 MO
4.05 " "	4.05 " "	4.05 " "	Las Vegas " Ar	8.25 " "	7.55 " "	8.25 " "
7.25 " "	7.25 " "	7.25 " "	Caliente (P.T.) Lv	5.05 " "	5.10 " "	5.05 " "
8.40 " "	8.40 " "	8.40 " "	Caliente (M.T.) Lv	5.50 " "	6.00 " "	5.50 " "
10.55 " "	10.55 " "	10.55 " "	Lund " Ar	3.40 " "	3.58 " "	3.30 " "
11.35 " "	11.35 " "	11.35 " "	Millford " Lv	2.30 " "	3.15 " "	2.30 " "
11.45 " "	11.45 " "	11.45 " "	Millford " Ar	12.25 " "	3.05 " "	2.40 " "
1.35 " "	1.35 " "	1.35 " "	Lynnndyl " Lv	12.15 " "	1.37 " "	12.15 " "
1.45 " "	1.45 " "	1.45 " "	Lynnndyl " Ar	9.05 " "	1.20 SU	9.05 " "
4.45 " "	4.45 " "	4.45 " "	Salt Lake City " Lv	8.00 " "	10.15 " "	8.00 " "
8.00 " "	11.55 SU	8.00 " "	Salt Lake City (MT) Ar	7.00 " "	9.15 " "	7.00 " "
9.05 " "	1.25 " "	9.05 " "	Ogden Lv	6.35 " "	8.55 " "	6.35 " "
9.35 MO	5.05 " "	9.35 MO	Ogden Ar	3.15 " "	5.35 " "	3.15 " "
1.10 TU	5.40 " "	1.10 TU	Pocatello Lv	2.40 " "	4.55 " "	1.40 " "
1.55 " "	6.28 " "	1.55 " "	Pocatello Ar	1.57 " "	4.10 " "	1.55 " "
2.30 " "	7.25 MO	2.30 " "	Blackfoot Lv	1.10 MO	3.25 SU	12.05 MO
3.15 TU	7.30 TU	3.15 TU	Idaho Falls Ar			
3.25 TU	7.30 TU	3.25 TU	Idaho Falls Lv	3.10 SU	11.50 SU	3.10 SU
4.27 " "	8.35 " "	4.27 " "	St. Anthony " Ar	1.58 " "	10.39 " "	1.58 " "
5.00 TU	9.05 " "	5.00 TU	Ashton " Ar	1.35 " "	10.15 " "	1.35 " "
5.15 TU	9.10 " "	5.15 TU	Ashton " Ar	1.30 " "	10.00 SU	1.30 " "
7.00 TU	11.05 MO	7.00 TU	Victor " Ar	11.40 SU	8.15 SU	11.40 SU
7.30 TU		7.30 TU	Victor " Ar		7.30 SU	
			West Yellowstone " Lv			
	7.25 MO	3.10 TU	Idaho Falls " Ar	1.10 MO	3.25 SU	
	8.44 " "	4.32 " "	Dubois " Lv	11.45 SU	1.50 " "	
	9.05 " "	4.53 " "	Spencer " Ar	11.22 " "	1.25 " "	
	10.05 " "	5.55 " "	Lima " Ar	10.30 " "	12.30 " "	
	10.15 " "	6.05 " "	Lima " Ar	10.15 " "	12.15 " "	
	10.52 " "	6.47 " "	Armstead " Lv	9.33 " "	11.35 " "	
	11.50 " "	7.23 " "	Dillon " Ar	8.58 " "	10.57 " "	
	12.39 " "	8.10 " "	Melrose " Ar	8.03 " "	10.05 " "	
	1.40 " "	9.10 " "	Silver Bow " Ar	7.05 " "	9.10 " "	
	2.00 MO	9.30 TU	Butte (M.T.) Lv	6.45 SU	8.50 SU	

Equipment for Table R

★ **NO. 38-29—PONY EXPRESS—YEL'STONE SPECIAL—DAILY**
 No. 38 to Salt Lake City; No. 29 to Butte.
 Club Lounge Car @ Los Angeles to Salt Lake City.
 Standard Sleeping Cars... Los Angeles to Butte—10 Sections, 3 Double Bedrms. Salt Lake City to Butte—12 Sections, D.R.
 Reclining Seat Coaches... Los Angeles to Salt Lake City; Salt Lake City to Butte.
 Dining Car... A la carte and club or table d'hote service.

★ **NO. 33—NORTHWEST SPECIAL—DAILY—Salt Lake City to Butte.**
 Standard Sleeping Car... Salt Lake City to Pocatello—12 Sections, D.R. (No. 17-66 Pocatello to Spokane—open 9:30 p.m.).
 Reclining Seat Coaches... Salt Lake City to Butte.
 Idaho Falls to Victor (No. 45).

★ **NO. 38-29-35-55—PONY EXPRESS—YEL'STONE SPECIAL—DAILY**
 No. 38 to Salt Lake City; No. 29 to Butte; No. 35 Pocatello to Ashton and West Yellowstone; No. 55 Ashton to Victor.
 (Summer Season Service)

Club Lounge Car @ Los Angeles to Salt Lake City.
 Standard Sleeping Cars... Los Angeles to Butte—10 Sections, 3 Double Bedrooms. Salt Lake City to Butte—12 Sections, D.R.
 Salt Lake City to West Yellowstone—10 Sec., D.R., Compts.
 Salt Lake City to West Yellowstone—10 Sec., 2 D.R.
 Reclining Seat Coaches... Los Angeles to Salt Lake City; Salt Lake City to Butte. Pocatello to West Yellowstone and Victor.
 Dining Car... A la carte and club or table d'hote service.

★ NO. 30-37—BUTTE SPECIAL—PONY EXPRESS—DAILY

No. 30 to Salt Lake City; No. 37 to Los Angeles.
 Club Lounge Car @ Salt Lake City to Los Angeles.
 Standard Sleeping Cars... Butte to Los Angeles—10 Sec., 3 Double Bedrooms. Butte to Salt Lake City—12 Sections, D.R.
 Reclining Seat Coaches... Butte to Salt Lake City.
 Salt Lake City to Los Angeles.
 Dining Car... Butte to Pocatello; Salt Lake City to Los Angeles.

★ NO. 34-3—NORTHWEST SPECIAL—DAILY

No. 34 to Salt Lake City; No. 3 to Los Angeles.
 Standard Sleeping Cars... Pocatello to Salt Lake City—12 Sec., D.R. (No. 65-18 from Spokane).
 Salt Lake City to Los Angeles—Drawing-room, Bedrooms, Roomettes, Sections.
 Reclining Seat Coaches... Butte to Salt Lake City.
 Victor to Idaho Falls (No. 46).
 Salt Lake City to Los Angeles.
 Dining Car... Pocatello to Ogden; Salt Lake City to Los Angeles.

★ **NO. 56-36-30-37—YEL'STONE SPECIAL—PONY EXPRESS—DAILY**
 No. 56 Victor to Ashton; No. 36 W. Yellowstone and Ashton to Pocatello; No. 30 to Salt Lake City; No. 37 to Los Angeles.
 (Summer Season Service)

Club Lounge Car @ Salt Lake City to Los Angeles.
 Standard Sleeping Cars... Butte to Los Angeles—10 Sections, 3 Double Bedrooms. Butte to Salt Lake City—12 Sections, D.R.
 West Yellowstone to Salt Lake City—10 Sections, D.R., Compts.
 West Yellowstone to Salt Lake City—10 Sec., 2 D.R.
 Reclining Seat Coaches... Victor and W. Yellowstone to Pocatello; Pocatello to Salt Lake City; Salt Lake City to Los Angeles.
 Dining Car... Butte to Pocatello; Salt Lake City to Los Angeles.

Footnotes for Page 17

⊗ Club and lounge cars are for the exclusive use of standard sleeping car passengers.
 ★ Regularly assigned through cars air-conditioned.
 † Operates only during Yellowstone Park season, about June 20 to September 10.
 □ Nos. 45 and 46 run between Idaho Falls and Victor during fall and winter season.
 • Meal stop. (f) Stops only on signal.
 (C.T.) Central time. (M.T.) Mountain time. (P.T.) Pacific time.
 Time from 12.01 midnight to 12.00 noon shown in light face type.
 Time from 12.01 noon to 12.00 midnight shown in heavy face type.

SALT LAKE CITY — BOISE — PENDLETON — SPOKANE

Table T Condensed Schedules All Trains Daily. Includes routes to Salt Lake City, Pocatello, Sun Valley, Shoshone, and Spokane.

Equipment for Table T. NO. 33-17-66-NORTHWEST SPECIAL-PORTLAND ROSE-DAILY. NO. 65-18-34-PORTLAND ROSE-NORTHWEST SPECIAL-DAILY.

Chicago — St. Louis — Sun Valley

Table V Condensed Schedules All Trains Daily. Includes routes to Chicago, St. Louis, and Sun Valley.

Equipment for Table V. NO. 105-Streamliner CITY OF PORTLAND-DAILY. NO. 9-3-11-Streamliner CITY OF ST. LOUIS-IDAHOAN-DAILY. NO. 106-Streamliner CITY OF PORTLAND-DAILY. NO. 12-4-10-IDAHOAN-Streamliner CITY OF ST. LOUIS-DAILY.

SALT LAKE CITY — BOISE — PORTLAND — SEATTLE

Table U Condensed Schedules All Trains Daily. Includes routes to Salt Lake City, Pocatello, Sun Valley, Shoshone, and Seattle.

Equipment for Table U. NO. 31-11-401-IDAHOAN-DAILY. NO. 33-17-457-NORTHWEST SPECIAL-PORTLAND ROSE-DAILY.

Reclining Seat Coaches... Salt Lake City to Pocatello; Pocatello to Portland; Portland to Seattle. Dining Car... A la carte and club or table d'hote service.

NO. 402-12-32-IDAHOAN-DAILY. NO. 458-18-34-PORTLAND ROSE-NORTHWEST SPECIAL-DAILY.

Footnotes for Page 18. Regularly assigned through cars air-conditioned. Motor bus. This service is provided passengers arriving or departing Shoshone and holding through rail tickets to and from Ketchum and room reservations at Sun Valley.

PORTLAND — WALLA WALLA — YAKIMA — LEWISTON — SPOKANE

Table W All Trains Daily—(Pacific Time). Includes routes to Portland, Walla Walla, Yakima, Lewiston, and Spokane.

NO. 20-SPOKANE-DAILY. Standard Sleeping Cars... Portland to Spokane—8 Sections, Buffet Lounge. Tourist Sleeping Cars... Portland to Walla Walla—14 Sections (No. 63, Walla Walla to Walla Walla).

Table X All Trains Daily (Pacific Time). Includes routes to Spokane, San Francisco, and Los Angeles.

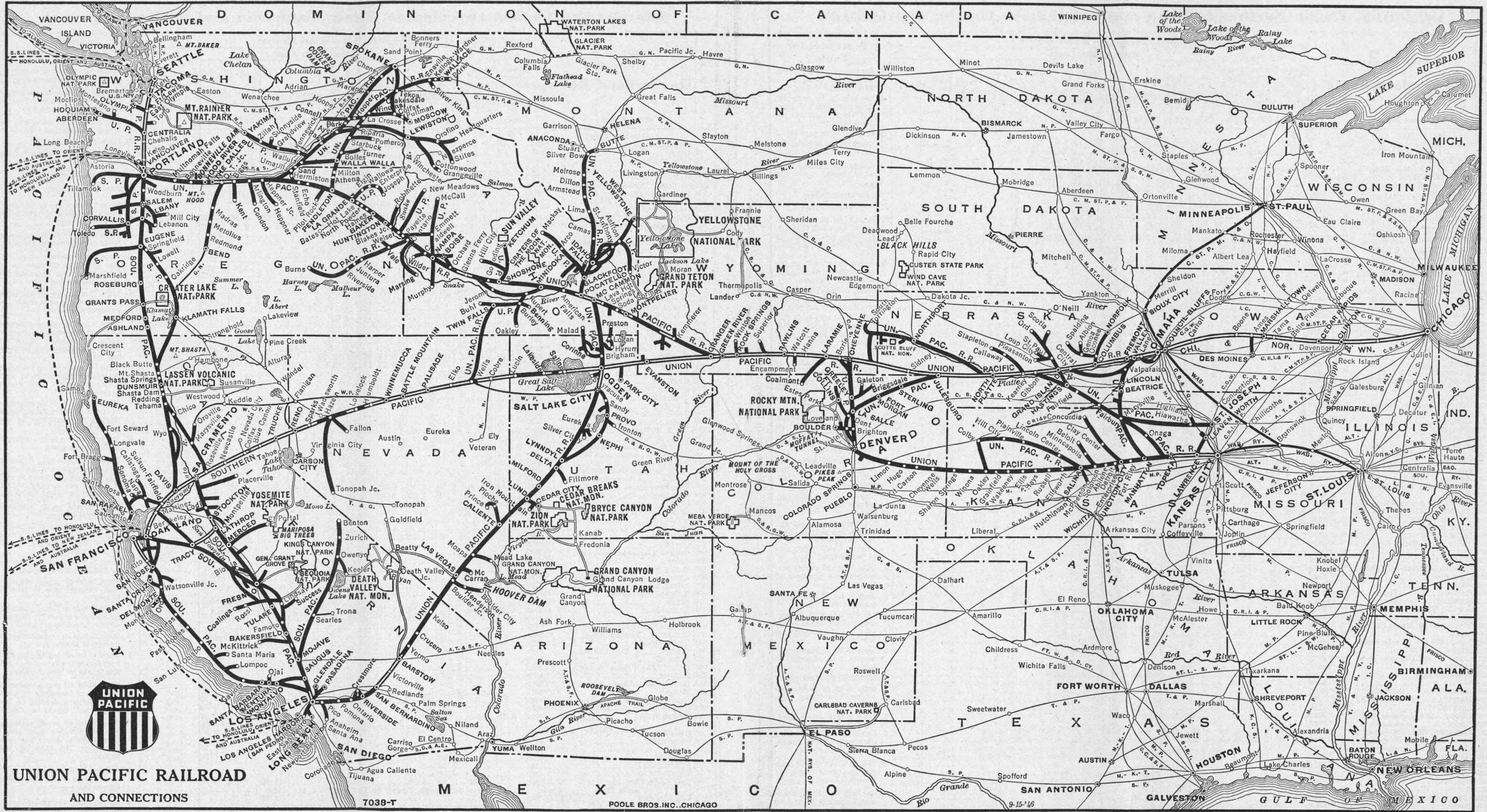
Table Y All Trains Daily (Pacific Time). Includes routes to Seattle, San Francisco, and Los Angeles.

PORTLAND, TACOMA AND SEATTLE

Table Z All Trains Daily. Includes routes to Portland, Tacoma, and Seattle.

NO. 457-DAILY. NO. 458-DAILY. NO. 407-DAILY. NO. 408-DAILY. NO. 459-DAILY. NO. 460-DAILY. Regularly assigned through cars air-conditioned.

Equipment for Tables Y and Z. NO. 401-DAILY. NO. 402-DAILY. Arrives, departs Seattle Union Depot. Arrives, departs Seattle King Street Station. Daily except Sundays and holidays.



UNION PACIFIC RAILROAD
AND CONNECTIONS

7038-T

POOLE BROS. INC. CHICAGO

9-15-16

California, Pacific Northwest, Utah and Colorado to Omaha and Chicago

Table No. 2 The Overland Route EASTBOUND—Read Down From Pacific Coast. Includes columns for Streamliner, Los Angeles, San Francisco, Gold Coast, Pacific, Mail and Express, Pony Express, Utah, Portland Rose, and Mixed Passenger. Lists stations from San Francisco to Cheyenne with departure times.

Footnotes for Table 2

Carries only coaches for passengers; no dining car or sleeping car. See page 38 for motor bus connections with U. P. trains at Fremont, Columbus and Grand Island. Extra fare—see page 25. Arrives U. P. Transfer Depot, Council Bluffs. Daily. Daily except Sunday. Stops only on signal. Stops to let off paying passengers from Salt Lake City or south; also to take for C&NW points east of Council Bluffs. Stops to let off paying passengers from Ogden, Granger or beyond. Stops to take on paying Standard Pullman passengers for Omaha and east. Stops to let off paying passengers from West of Ogden; also to take for Omaha or beyond. Stops to let off paying passengers from Salt Lake City or beyond. Stops to let off paying passengers from Cheyenne or beyond; also to take for Omaha. Stops to let off Standard Pullman passengers from Ogden or beyond; also let off paying passengers from south of Ogden. Stops to let off paying passengers from Pocatello and west; also to take for Cheyenne and east. Stops to let off paying passengers from Ogden or beyond. Stops to let off paying passengers from Colorado. Stops to let off paying passengers from Ogden or beyond, or from north of Granger. Stops to let off paying passengers from Granger or beyond. Conditional stop; ask agent. Stops to let off paying passengers from Denver; also to take for Chicago. Stops to take paying standard Pullman passengers for Omaha; also to let off paying passengers from Ogden, Granger or beyond. Mileage shown on mile posts is from Council Bluffs. See General Information, page 2. See Table No. 53 for connecting train service to and from St. Joseph, Mo.

California, Pacific Northwest, Utah and Colorado to Omaha and Chicago

Table No. 2 (Continued) The Overland Route EASTBOUND—Read Down From Pacific Coast and From Colo. Includes columns for Streamliner, Los Angeles, San Francisco, Gold Coast, Pacific, Mail and Express, Train Number, and North Platte Valley Express. Lists stations from Cheyenne to St. Louis with departure times.

Extra fare tickets will not be sold on the "City of Los Angeles" and the "City of San Francisco" unless space has been reserved; and each person, including children of any age, who is to occupy space to the exclusion of other passengers, must hold such space assignment before he will be permitted to board train. Reduced fare tickets for Clergy, Charity, etc., are not honored on these trains.

NOTE □—There is bus line connection at Kimball, to and from Harrisburg, Gering and Scottsbluff, Nebr.

Between Chicago, Omaha, Denver, Ogden, Salt Lake City and Los Angeles

Table No. 3 The Overland Route. WESTBOUND—Read Down and EASTBOUND—Read Up. Includes routes for Chicago, Omaha, St. Paul, Minneapolis, Omaha, North Platte, North Platte, Cheyenne, St. Louis, Kansas City, Denver, Cheyenne, Ogden, Salt Lake City, and various points in Utah, Nevada, and California.

Footnotes for Table 3

- Stops only to take or let off paying passengers to or from Omaha or beyond.
Nos. 1 and 2, and 103 and 104, do not operate into Ogden Union station.
Motor bus between Lund and Cedar City.
Via Borie Cut-off; not via Cheyenne.
Stops only on signal.
Stops to let off or take on paying passengers for the Utah parks.
Stops to take paying passengers for Los Angeles.
Stops to take paying passengers from Cedar City destined to Omaha or beyond.
Stops to let off paying passengers from Los Angeles; and to take for Salt Lake City or beyond.
See Tables 24 and 30 for service between St. Louis, Kansas City, Denver and Cheyenne.
Stops to take paying passengers for Salt Lake City or beyond.
Stops to let off or take on paying passengers.
Stops to let off paying passengers from Salt Lake City or beyond.
Mileage shown on blue posts is from Council Bluffs. See last paragraph under General Information, page 2.
Time from 12:01 midnight to 12:00 noon shown in light face type.
Time from 12:01 noon to 12:00 midnight shown in heavy face type.

The Seasoned Traveler Goes by Train

For equipment, see pages 6 to 12, inclusive.

Between Chicago, Omaha, Denver, Ogden, Salt Lake City and Los Angeles

Table No. 3 (Continued) The Overland Route. WESTBOUND—Read Down and EASTBOUND—Read Up. Includes routes for Baxter, Afton, Harvard, Yermo, Daggett, Barstow, Hodge, Oro Grande, Victorville, Hesperia, Summit, Cajon, San Bernardino, San Bernardino, Colton, Highgrove, Riverside, Pedley, Mira Loma, Collins, Ontario, Pomona, Walnut, Hillgrove, Pico, Montebello, E. Los Angeles, Los Angeles.

Salt Lake City — Provo — Lyndyl

Table No. 4 Mountain Time. Mixed 305 Daily, Mts., Elevations, Mixed 306 Daily. Routes for Salt Lake City, Murray, Draper, Mount, Lehi, American Fork, Pleasant Grove, Geneva, Provo, Springville, Spanish Fork, Payson, Santaquin, Mona, Nephi, Sharp, Mills, Lyndyl.

Salt Lake City — Smelter

Table No. 5 Mountain Time. Motor Bus Daily, Motor Bus Daily, Motor Bus Daily, Motor Bus Daily. Routes for Salt Lake UP Depot, 4th So. & 2nd West, 8th So. & 2nd West, 8th So. & 8th West, Poplar Grove, Smelter.

Tintic — Mammoth — Silver City — Eureka

Table No. 6 Mountain Time. Motor Bus Daily, Motor Bus Daily, Motor Bus Daily, Motor Bus Daily. Routes for Tintic, Silver City, Mammoth, Eureka.

- Union Pacific Stages Motor Buses operated over public highways. See also section of General Information, page 2, for optional rail-motor bus ticketing arrangement.
Daily except Sundays and holidays.
This trip is made only when there are passengers to be carried.
Trains 301 and 302 operate during summer season, about June 1 to Sept. 25.

For equipment, see pages 6 to 12 inclusive.

For explanation of reference marks in table 3, see page 26.

Daily motor coach service of the Union Pacific Stage Co., shown in tables 7, 8 and 9, is operated over public highways. Rail tickets are honored on these motor coaches.
(B) Stops to take on or let off passengers. (C) Operates on only.

East Los Angeles — Pasadena — Glendale

Table No. 7 Pacific Time. Motor Bus, Motor Bus, Motor Bus, Motor Bus. Routes for East Los Angeles, Pasadena Depot, Glendale City, Glendale Depot.

East Los Angeles — Long Beach — San Pedro

Table No. 8 Pacific Time. Motor Bus, Motor Bus, Motor Bus, Motor Bus. Routes for East Los Angeles, Bell (Maywood), Rancho Los Amigos, Hynes, Long Beach City, San Pedro.

East Los Angeles — Whittier — Anaheim

Table No. 9 Pacific Time. Motor Bus, Motor Bus, Motor Bus, Motor Bus. Routes for East Los Angeles, Whittier, La Habra, Fullerton, Anaheim.

Las Vegas — Boulder City — Hoover Dam

Table No. 10 Pacific Time. Motor Bus Daily, Motor Bus Daily, Motor Bus Daily, Motor Bus Daily. Routes for Las Vegas, Whitney, Pittman, Henderson, Boulder City, Hoover Dam.

Delta — Fillmore

Lund — Cedar City

Between Chicago, Omaha, Denver, Ogden and San Francisco

Table No. 14 The Overland Route. WESTBOUND—Read Down and EASTBOUND—Read Up. Includes routes for C. & N. W., UNION PACIFIC, and SOUTHERN PACIFIC.

Footnotes for Page 28

- (f) Stops only on signal.
Via Borie Cut-off; not via Cheyenne.
A See tables 24 and 30 for service between St. Louis, Kansas City, Denver and Cheyenne.
K Stops to let off paying passengers from Ogden or beyond.
O Stops to let off paying passengers from points beyond Ogden; also to take for Sacramento or beyond.
U Stops to take paying passengers for points beyond Ogden; also to let off from Sacramento or beyond.
See table 31 for service between Ogden and Salt Lake City.
No local passengers carried between San Francisco and San Jose.
Leaves and arrives from Market Street station.
Leaves and arrives from Third Street station.
Mileage shown on mile posts is from Council Bluffs. See General Information, page 2.

San Francisco, Sacramento and Los Angeles (Via Southern Pacific)

Table No. 15 Pacific Time and Table No. 16 Pacific Time. Via Valley Line and Via Coast Line. Includes routes for San Francisco, Sacramento, and Los Angeles.

For equipment, see pages 8 to 13, inclusive.

Between Chicago, Omaha and Denver

Table No. 17 The Overland Route. WESTBOUND—Read Down and EASTBOUND—Read Up. Includes routes for UNION PACIFIC and The Overland Route.

Denver--La Salle--Ft. Collins

Table No. 18 Mountain Time. Includes routes for Denver, La Salle, and Ft. Collins.

Footnotes for Page 29

- Omaha-Denver sleeping car is carried to North Platte in No. 1, thence in No. 53 to Denver; returns in No. 54 to North Platte, thence in No. 14 to Omaha. Coaches run in No. 53 westbound; eastbound through coach runs in No. 54-14, but local coach runs through to Omaha in No. 54.
Daily. (f) Stops only on signal. Mixed passenger train.
A Stops to take on paying passengers for scheduled stops in Colorado.
B Stops to let off paying passengers from Chicago; also to take for Denver.
D Stops to take paying passengers for west of Julesburg.
E Regular service only during Park summer season.
H Stops to let off paying passengers from C. & N. W. stations east of Council Bluffs; also to take on paying passengers for Denver.
K Yellow Cab Co., between La Salle and Greeley meets all trains. Arrange in advance with La Salle agent.
L Stops to let off paying passengers from stations in Colorado.
N Stops to let off paying passengers from Denver; also to take paying passengers for Chicago.
S Stops to take paying passengers for east of La Salle.
T Stops to take or let off paying passengers (reservations required either in Pullman car or coach).
Mileage shown on mile posts is from Council Bluffs. For explanation see General Information, page 2.
Time from 12:01 midnight to 12:00 noon is in light face type.
Time from 12:01 noon to 12:00 midnight shown in heavy face type.
Where no time shown, trains do not stop, except as indicated by reference marks.

Do You Know About Our Prepaid Ticket Order Plan?

- We have a plan whereby you may purchase, at your railroad station, an order for railroad service, to be used by a member of your family, or any other person you may designate, at some distant station.
This service offers a particularly safe and convenient way of providing tickets and other railroad service to students returning home at holiday and vacation time.
These prepaid orders may include railroad tickets, sleeping and parlor car tickets, and cash for meals and other incidentals. Your railroad agent will handle them for you—by telegraph if necessary—and they will be delivered without service charge to any person you may specify, in the United States or Canada.

UNION PACIFIC RAILROAD

For equipment, see pages 6 and 15.

Between Chicago, Omaha and Spokane, Portland, Tacoma and Seattle

Table No. 20 The Overland Route. WESTBOUND-Read Down and EASTBOUND-Read Up. Includes station names like Chicago, Omaha, St. Paul, Denver, Cheyenne, and times for various routes.

Footnotes for Pages 30 and 31

- Motor bus. This service is provided for passengers arriving or departing Shoshone and holding through rail tickets to and from Ketchum and room reservations at Sun Valley.
Through sleeping car daily to and from West Yellowstone during park summer season.
Connecting Sleeping Car service to and from West Yellowstone during park summer season.
Runs via Borie Cut-off, not via Cheyenne.
Daily.
Stops only on signal.
Daily except Sunday.
Stops to let off paying passengers from Tacoma and beyond; also to take on for Vancouver and beyond.
Stops to let off paying passengers from Portland or beyond; also to take for Pocatello or beyond.
Stops to take paying passengers for Tacoma or beyond, and to let off from Portland or beyond.
Stops to take on paying passengers for Cheyenne and beyond; also to let off from Pendleton and beyond.
Stops to take on paying passengers for Umatilla and beyond.
No. 407 stops at East Olympia to let off paying passengers for Olympia that come from Portland or beyond. Bus to Olympia will be operated when passengers are reported.
Stops to take paying passengers for Vancouver and south and to let off from points north of Seattle.
Stops to take on or let off paying passengers.
Stops to let off paying passengers from Umatilla and beyond.
Stops to let off paying passengers from Pocatello or beyond.
Stops to take on paying passengers for Pocatello or beyond.
Stops to take paying passengers for Seattle and beyond, and to let off from Tacoma and beyond.
Stops to take paying passengers for Tacoma and beyond.
Stops to take paying passengers for Ogden, Cheyenne or beyond; also to let off from Pendleton and beyond.
Stops to let off paying passengers from Vancouver and beyond, and to take for Tacoma and Seattle.
Stops to let off paying passengers from Portland and beyond on Tuesdays only.

(Continued on next page)

For equipment, see pages 10, 11, 14 and 18.

Between Chicago, Omaha and Spokane, Portland, Tacoma and Seattle

Table No. 20 (Continued) The Overland Route. WESTBOUND-Read Down and EASTBOUND-Read Up. Includes station names like Huntington, Durkee, Pleasant Valley, Baker, Haines, North Powder, Telocaset, Union Jct., Hot Lake, La Grande, Kamela, Meacham, Duncan, Gibbon, Cayuse, Pendleton, Walla Walla, Spokane, Pendleton, Riehl, Stanfield, Hermiston, Umatilla, Spokane, Umatilla, Boardman, Heppner Jct., Arlington, Blalock, Rufus, Celilo, The Dalles, Mosier, Hood River, Wyeth, Cascade Locks, Bonneville, Multnomah Falls, Bridal Veil, Rooster Rock, Troutdale, Portland.

Footnotes for Pages 30 and 31

- Stops on flag on Sundays only.
For service between St. Louis, Kansas City, Denver and Cheyenne, see tables 24 and 30.
Stops to let off paying passengers from Tacoma or beyond; also to take for Portland or beyond.
Stops to let off paying passengers from Ogden, Cheyenne, and beyond; also to take for Pendleton and beyond.
Stops to let off paying passengers from Vancouver and beyond and to take on for points beyond Seattle.
Stops to take paying passengers for south of Tacoma.
Stops to take paying passengers for south of Tacoma and to let off from Seattle.
Via North Puyallup.
Via Puyallup.
Stops to take on paying passengers for Portland and beyond.
Trains 407, 408, 457 and 458 carry passengers to and from East Olympia and Portland and Seattle. Bus service is only between East Olympia and Olympia, and operates daily to and from U. P. station at Olympia. Bus will handle only hand baggage for passengers.
Union Pacific rail tickets to or from certain stations (consult agent) are honored on Grays Harbor lines buses operating over public highway only through towns where time is shown.

Between Portland, Tacoma and Seattle

Table No. 20 Continued Pacific Time. All tickets over these lines are interchangeable and will be good on any train. Includes station names like Portland, Vancouver, Ridgefield, Woodland, Kalama, Kelso-Longview, Castle Rock, Vader, Winlock, Napavine, Chehalis, Centralia, Bucoda, Tenino, East Olympia, Olympia, East Olympia, Nisqually, Stellacoom, Tacoma, Puyallup, North Puyallup, Sumner, Auburn, Kent, Seattle.

Portland-Chehalis-Centralia-Hoquiam

Table No. 21 (Pacific Time). Includes station names like Portland, Chehalis, Centralia, Galvin, Helsing Jct., Independence, Saginaw, South Elma, Montesano, Melbourne, Cosmopolis, Aberdeen, Hoquiam.

Portland-Seattle-Tacoma-Olympia

Table No. 22 (Pacific Time). Includes station names like Portland, East Olympia, East Olympia, Olympia, Seattle, Tacoma, East Olympia, East Olympia, Olympia.

For equipment, see pages 10, 11, 14 and 18. For explanation of reference marks, see page 30.

Between St. Louis, Kansas City, Topeka, Salina and Denver

Table 24: The Overland Route. Table 25: Kansas City - Junction City - Concordia. Table 26: Kansas City - Salina - Solomon - Beloit. Table 27: Kansas City - Salina - McPherson. Table 28: Kansas City - Salina - Plainville - Oakley.

Between Denver, Cheyenne and Salt Lake City

Table 30: The Overland Route (Mountain Time). Table 31: Between Ogden and Salt Lake City. Table 32: Ogden - Echo - Coalville - Park City. Table 33: Laramie - Coalmont. Table 34: Saratoga & Encampment Valley R. R. Co.

Footnotes for Pages 32 and 33. Includes notes on local freight, Saturday/Sunday only, mixed trains, and specific stop instructions for various routes.

Between Salt Lake City, Ogden, Pocatello, West Yellowstone and Butte

WESTBOUND—Read Down

Table with columns for routes (Yellowstone Special, Idahoan, North-west, Butte Special) and times for various stations.

Table No. 36: The Overland Route. For other trains between Salt Lake and Ogden see Table No. 19. (Mountain Time). Includes routes to Ogden, Pocatello, and Butte.

EASTBOUND—Read Up

Table with columns for routes (Butte Special, North-west, Idahoan, Yellowstone Special) and times for various stations.

Cache Junction — Logan — Preston

Table No. 37: (Mountain Time). Includes routes to Salt Lake, Ogden, and Preston.

Ogden — Brigham — Malad

Table No. 38: (Mountain Time). Includes routes to Ogden, Brigham, and Malad.

(Summer Season)

Salt Lake-Idaho Falls-W. Yellowstone

Table No. 39: (Mountain Time). Includes routes to Salt Lake, Idaho Falls, and W. Yellowstone.

Salt Lake-Idaho Falls-Ashton-Victor

Table No. 40: (Mountain Time). Includes routes to Salt Lake, Idaho Falls, Ashton, and Victor.

Footnotes for Page 34

* Daily. (f) Stops only on signal. † Daily except Sunday. ▲ Motor train. ● Meal stop. Nos. 35 and 36 between Pocatello and West Yellowstone...

Union Pacific Branch Lines

Omaha—North Platte—So. Torrington

Table No. 42: (Mountain Time). Includes routes to Omaha, North Platte, and So. Torrington.

Omaha — Columbus — Norfolk

Table No. 45: (Central Time). Includes routes to Omaha, Columbus, and Norfolk.

Omaha — Columbus — Spalding

Table No. 46: (Central Time). Includes routes to Omaha, Columbus, and Spalding.

Omaha — Grand Island — Loup City — Pleasanton

Table No. 47: (Central Time). Includes routes to Omaha, Grand Island, Loup City, and Pleasanton.

Omaha — Kearney — Stapleton

Table No. 43: (Central Time). Includes routes to Omaha, Kearney, and Stapleton.

Omaha — Columbus — Albion

Table No. 48: (Central Time). Includes routes to Omaha, Columbus, and Albion.

Omaha — Grand Island — Ord

Table No. 49: (Central Time). Includes routes to Omaha, Grand Island, and Ord.

Grand Island — Stromsburg — Lincoln

Table No. 44: (Central Time). Includes routes to Grand Island, Stromsburg, and Lincoln.

Lawrence — Leavenworth

Table No. 50: (Central Time). Includes routes to Lawrence and Leavenworth.

Kansas City — Topeka — Marysville

Table No. 52: (Central Time). Includes routes to Kansas City, Topeka, and Marysville.

St. Joseph-Marysville-Grand Island

Table No. 53: (Central Time). Includes routes to St. Joseph, Marysville, and Grand Island.

Manhattan — Marysville — Beatrice

Table No. 54: (Central Time). Includes routes to Manhattan, Marysville, and Beatrice.

* Daily. † Sunday only. ‡ Daily except Monday. K Sundays, Wednesdays and Fridays only. H Mondays, Wednesdays and Fridays only. E Tuesdays, Thursdays, and Saturdays only. On days livestock is to be carried, train No. 82 runs about one-half hour later than schedule shown. Local freight; no baggage; caboose for passengers.

Union Pacific Branch Lines

Blackfoot — Aberdeen — Mackay

Table No. 56 (Mountain Time) with columns for Mixed 309, Mixed 321, Mls., and Mixed 322, Mixed 310. Lists stations like Blackfoot, Moreland, Aberdeen, Rockford, Pingree, Sterling, Aberdeen, Aberdeen Jet, Taber, Scoville, Arco, Moore, Darlington, Leslie, Mackay.

Idaho Falls — Orvin — St. Anthony

Table No. 57 (Mountain Time) with columns for Mixed 391, Mls., and Mixed 398. Lists stations like Idaho Falls, Orvin, Lincoln, Iona, Ririe, Byrne, Walker, Newdale, St. Anthony.

Idaho Falls — Ucon — St. Anthony

Table No. 58 (Mountain Time) with columns for Mixed 397, Mls., and Mixed 392. Lists stations like Idaho Falls, Ucon, Grant, Lewisville, Menan, Egin, St. Anthony.

Minidoka — Twin Falls — Buhl — Wells

Table No. 60 (Mountain Time) with columns for 29-49, 33-17, 36-5, 573-339, 29-49, 340-50, 574, 18-34, 366-18-34. Lists stations like Salt Lake, Pocatello, Minidoka, Aequila, Rupert, Heyburn, Burley, Starr's Ferry, Milner, Murtaugh, Hansen, Kimberly, Twin Falls, Ucon, Filer, Buhl, Twin Falls, Berger, Hollister, Rogerson, Delaplaine, Contact, Summer Camp, Melandoc, Wells.

Footnotes for Page 36

* Daily. † Daily except Sunday. (a) Monday, Wednesday and Friday. (b) Monday and Friday. (d) Tuesday, Thursday and Saturday. (f) Stops only on signal. ^ Motor train. Mountain Time is used on this U. P. branch line, but trains to and from Wells, Nevada on the So. Pac. main line use Pacific Time. Pacific Time prevails in territory shown in table 70, but trains are operated under Mountain Time, as shown in this table. For equivalent in Pacific Time, figure one hour earlier.

Minidoka — Rupert — Bliss

Table No. 61 (Mountain Time) with columns for Mixed 365, Mls., and Mixed 366. Lists stations like Minidoka, Aequila, Rupert, Paul, Hazelton, Edden, Jerome, Wendell, Bliss.

Burley — Declo

Table No. 62 (Mountain Time) with columns for Mixed 387, Mls., and Mixed 388. Lists stations like Burley, Declo.

Nyssa — Homedale — Marsing

Table No. 64 (Mountain Time) with columns for Mixed 363, Mls., and Mixed 364. Lists stations like Nyssa, Overstreet, Adrian, Napon, Homedale, Claytonia, Marsing.

Richfield — Hill City

Table No. 65 (Mountain Time) with columns for Mixed 379, Mls., and Mixed 380. Lists stations like Shoshone, Richfield, Rawson, Magic, Macon, Selby, Fairfield, Hill City.

Boise — Nampa — Emmett — McCall

Table No. 67 (Mountain Time) with columns for Mixed 11-385, Mls., and Mixed 386-12. Lists stations like Boise, Nampa, Middleton, Jenness, Bramwell, Emmett, Montour, Horseshoe Bend, Banks, Smith's Ferry, Belvidere, Cascade, Arling, Donnelly, McCall.

Caldwell — Wilder

Table No. 68 (Mountain Time) with columns for Mixed 361, Mls., and Mixed 362. Lists stations like Caldwell, Greenleaf, Wilder.

Shoshone — Ketchum — Sun Valley

Table No. 69 (Mountain Time) with columns for Mixed 341, Mls., and Mixed 342. Lists stations like Shoshone, Richfield, Picabo, Bellevue, Hailey, Sun Valley.

Ontario — Vale and Brogan Vale — Crane and Burns

Table No. 70 (Mountain Time) with columns for Mixed 373, Mixed 359, Mls., and Mixed 374. Lists stations like Ontario, Vale, Jamieson, Brogan, Vale, Hope, Little Valley, Harper, Namorf, Jonesboro, Juntura, Long, Riverside, Dunnean, Venator, Crane, Lawen, Redess, Burns.

Payette — Emmett

Table No. 71 (Mountain Time) with columns for Mixed 383, Mls., and Mixed 384. Lists stations like Payette, Fruitland, Buckingham, New Plymouth, Letha, Emmett.

Portland — La Grande — Joseph

Table No. 72 (Pacific Time) with columns for Mixed 18-304, Mls., and Mixed 305-17. Lists stations like Portland, La Grande, Joseph, Umatilla, Pendleton, Island City, Alicel, Imbler, Elgin, Looking Glass, Vincent, Minam, Wallowa, Lostine, Enterprise, Joseph.

Weiser — New Meadows

Table No. 73 (Mountain Time) with columns for Motor 557, Mls., and Motor 558. Lists stations like Weiser, Presley, Midvale, Cambridge, Goodrich, Council, Fruitvale, Starkey, Glendale, Woodland, Tamarack, New Meadows.

Union Pacific Branch Lines

Portland and Spokane Short Line

Table No. 74 (Pacific Time) with columns for 66 Daily, 20 Daily, Mls., and 19 Daily, 65 Daily. Lists stations like Portland, Hood River, The Dalles, Arlington, Umatilla, Pendleton, Umatilla, Umatilla, Wallula, Wallula, Attalia, Page, Scott, Ruxby, Ayer, Hooper Jct., Marengo, Cheney, Marshall, Spokane.

Pendleton — Wallula — Walla Walla

Table No. 75 (Pacific Time) with columns for 66-63 Daily, Mls., and 64-65 Daily. Lists stations like Pendleton, Wallula, Walla Walla, Wallula, Reese, Touchet, Lowden, Whitman, Walla Walla, Lewiston, Yakima.

Portland — Lewiston — Pullman — Moscow

Table No. 76 (Pacific Time) with columns for 20-62 Daily, 66 Daily, Mls., and 65 Daily, 19-61 Daily. Lists stations like Portland, Umatilla, Pendleton, Umatilla, Wallula, Wallula, Ayer, Ayer, Riparia, Lewiston, Grangeville, Stites, Riparia, Canyon, Hay, Jerita, La Crosse, Winona, Endicott, Thera, Diamond, Colfax, Colfax, Risbeck, Parvin, Shawnee, Albion, Armstrong, Pullman, Moscow.

Portland — Lewiston — Stites — Grangeville

Table No. 77 (Pacific Time) with columns for 20-66-74 Daily, 324-344 Daily, Mls., and 343-323-73-65-19 Daily. Lists stations like Portland, Umatilla, Wallula, Wallula, Riparia, Camas Prairie R. R., Central Ferry, Penawawa, Swift, Almoda, Wawawai, Crum, Truax, Bishop, Indian, Moses, Wilma, Lewiston.

Portland — Wallula — Yakima

Table No. 78 (Pacific Time) with columns for Motor Bus 66-64 Daily, Mls., and 65-19 Daily, Motor Bus. Lists stations like Portland, Umatilla, Wallula, Wallula, Sweetwater, Jacques, Cuddeback, Ruebens, Craig Jct., Craigmont, Ferdinand, Cottonwood, Fenn, Grangeville.

Footnotes for Page 37

* Daily. † Daily except Sunday. || Meals. (f) Stops only on signal. ■ Local freight; caboose for passengers. A Stops to let off paying passengers from points east of Ayer. B Buses run via these stations only when there are passengers to or from Walla Walla or beyond. C Stops to let off paying passengers from points west of Ayer. E Stops to let off paying passengers from east of Umatilla. H Stops to take on paying passengers for east of Umatilla. K Bus station is at Prosser. T Bus station is at East Parker. N Stops to take on paying passengers for west of Umatilla; also to let off paying passengers from east of Ayer. V Train will stop for paying passengers. * Trains 66 and 65 between Pendleton, Walla Walla and Spokane; see table 20 page 30. ■ Motor Bus operating over public highway. See General Information, page 2, for optional rail-motor bus ticketing arrangement. Time from 12:01 midnight to 12:00 noon shown in light face type. Time from 12:01 noon to 12:00 midnight shown in heavy face type. Figures opposite junction points refer to tables showing diverging trains.

Spokane — Tekoa — Wallace

Table No. 79 (Pacific Time) with columns for 67 Daily, Mls., and 68 Daily. Lists stations like Spokane, Dishman, Chester, Mica, Freeman, Manito, Rockford, Fairfield, Lataha, Tekoa, Tekoa, Lovell, Plummer, Chatcolet, O'Gara, Harrison, Springston, Black Lake, Medimont, Lane, Rose Lake, Dudley, Cataldo, Enaville, Pine Creek, Kellogg-Wardner, Shont, Osburn, Wallace.

Pendleton — Walla Walla — Dayton

Table No. 80 (Pacific Time) with columns for 366 Freight, Mls., and 365 Freight. Lists stations like Pendleton, Walla Walla, Walla Walla, Prescott, Bolles, Waltsburg, Huntsville, Long, Dayton, Turner.

Connecting Bus Service

Portland — Pendleton — Spokane

Table No. 84 (Pacific Time) connecting bus service between Portland, Pendleton, and Spokane.

Spokane — Moscow — Lewiston

Table No. 85 (Pacific Time) connecting bus service between Spokane, Moscow, and Lewiston.

Fremont — Lincoln

Table No. 86 (Pacific Time) connecting bus service between Fremont and Lincoln.

Columbus — Lincoln

Table No. 87 (Pacific Time) connecting bus service between Columbus and Lincoln.

Grand Island — Hastings

Table No. 88 (Pacific Time) connecting bus service between Grand Island and Hastings.

Las Vegas — Tonopah

Table No. 89 (Pacific Time) connecting bus service between Las Vegas and Tonopah.

Footnotes for Page 38

Footnotes explaining symbols and abbreviations used in the bus schedules.

The Dalles — Bend

Table No. 86 (Pacific Time) connecting bus service between The Dalles and Bend.

Biggs — Shaniko

Table No. 87 (Pacific Time) connecting bus service between Biggs and Shaniko.

Transfer of Hand Baggage at Chicago

Passengers holding through tickets that require a change of stations in Chicago can relieve themselves of the worry of transferring their hand baggage.

This arrangement applies only when there is at least a 3-hour interval between actual arrival of train in Chicago and scheduled departure time from outbound station.

The Parmelee transfer coupon, which is a part of the through ticket, also entitles the passenger to use Parmelee limousine service from his incoming depot to his outgoing depot or to any hotel or other destination in downtown Chicago.

Connections at Omaha

Table showing bus connections at Omaha, including routes to Chicago, St. Louis, and other cities.

Table showing bus connections at Omaha, including routes to St. Paul, Minneapolis, and other cities.

Table showing bus connections at Omaha, including routes to Wabash, St. Louis, and other cities.

Table showing bus connections at Omaha, including routes to St. Paul, Minneapolis, and other cities.

Connections at Kansas City

Table showing bus connections at Kansas City, including routes to Chicago, St. Louis, and other cities.

Table showing bus connections at Kansas City, including routes to Chicago, St. Louis, and other cities.

Table showing bus connections at Kansas City, including routes to Chicago, St. Louis, and other cities.

Table showing bus connections at Kansas City, including routes to Chicago, St. Louis, and other cities.

For explanation of reference marks, see page 40.

Connections at Denver

Table showing train connections at Denver with columns for routes (D & R G W, C & S - A T & S F), times, and destinations (Denver, Pueblo, Oklaboma City, Dallas, etc.).

Connections at Spokane and Butte

Table showing train connections at Spokane and Butte with columns for routes (The Milwaukee Road, Great Northern, B. A. & P.), times, and destinations (Spokane, Missoula, Butte, etc.).

Connections at Los Angeles

Table showing train connections at Los Angeles with columns for routes (A. T. & S. F.), times, and destinations (Los Angeles, Fullerton, Anaheim, etc.).

Connections at Seattle

Table showing train connections at Seattle with columns for routes (Great Northern, C. P. S. S.), times, and destinations (Seattle, Everett, Bellingham, etc.).

Connections at Portland

Table showing train connections at Portland with columns for routes (S. P. & S.), times, and destinations (Portland, Astoria, Seaside, etc.).

Connections at Salt Lake City

Table showing train connections at Salt Lake City with columns for routes (Western Pacific), times, and destinations (Salt Lake City, Sacramento, San Francisco, etc.).

The Seasoned Traveler Goes by Train

Footnotes for Pages 39 and 40

Footnote text detailing train schedules, daily/conditional stops, and service notes for various routes.

ROUND TRIP RAIL FARES

Quoted by the Union Pacific Railroad September 17, 1947. Charges shown do not include federal tax. For information only and subject to change without notice.

Large table of round trip rail fares with columns for 'TO' (Aberdeen, Akron, Albany, etc.) and 'FROM' (Los Angeles, San Diego, San Francisco, etc.), listing fares for various routes and classes.

Footnote text detailing fare rules, including notes on Ogden/Salt Lake City fares, Los Angeles/San Diego fares, and other route-specific information.

PULLMAN SLEEPING CAR RATES

These rates are compiled from current Pullman Co. tariffs and published as a convenience for patrons. Effective October 1, 1947, and subject to change without notice.

Rates between Points of Service Shown below. Charges Shown Do Not Include Federal Tax.

See Page 43 for Rates for Upper Berths, Drawing Rooms, Compartments, Bedrooms, Roomettes, etc., Based on Applicable Lower Berth

Chicago	St. Paul Minneapolis	Co. Bluffs Omaha	St. Louis	Kansas City	Denver	BETWEEN										Salt Lake City	Butte	Portland	Seattle Tacoma	Los Angeles	San Francisco																																																																																																		
Double Lower Standard Berth	Double Lower Standard Berth	Double Lower Standard Berth	Double Lower Standard Berth	Double Lower Standard Berth	Double Lower Standard Berth	AND										Double Lower Standard Berth	Double Lower Standard Berth	Double Lower Standard Berth	Double Lower Standard Berth	Double Lower Standard Berth	Double Lower Standard Berth																																																																																																		
\$15.25	\$15.50	\$12.00	\$15.25	\$12.60	\$ 9.25	Boise	Ida.	\$ 4.10	Boston	Mass.	19.65	Butte	Mont.	4.80	Cedar City	Utah	3.50	Cheyenne	Wyo.	5.70	Chicago	Ill.	12.60	Denver	Colo.	6.60	Idaho Falls	Ida.	3.50	Kansas City	Mo.	10.65	Ketchum (Sun Valley)	Ida.	3.80	Las Vegas	Nev.	4.80	Lewiston	Ida.	7.75	Los Angeles	Cal.	7.75	Lund	Utah	3.50	Minneapolis	Minn.	12.60	New York	N. Y.	18.85	Ogden	Utah	10.05	Omaha-Council Bluffs	Ore.	6.60	Pendleton	Ore.	18.25	Philadelphia	Pa.	18.25	Pocatello	Ida.	3.50	Portland	Ore.	8.65	Reno	Nev.	5.70	Sacramento	Cal.	7.20	Salt Lake City	Utah	4.80	San Francisco	Cal.	7.75	Seattle	Wash.	10.05	Shoshone	Ida.	3.50	Shoux City	Ida.	10.05	Spokane	Wash.	8.65	St. Louis	Mo.	*12.60	St. Paul	Minn.	12.60	Sun Valley (Ketchum)	Ida.	3.80	Tacoma	Wash.	10.05	Victor	Ida.	3.50	Walla Walla	Wash.	7.20	Washington	D. C.	18.25	West Yellowstone	Mont.	3.50

Lower Standard Berth Rate Between Las Vegas, Nevada and Cedar City, Utah, \$3.50

- (A) Via Salt Lake City.
- (B) From Tacoma, lower standard berth, \$7.50.
- (C) Via Southern Pacific Company and Portland. From Tacoma lower standard berth, \$8.35.
- (D) Also applies via Ogden. Where through car is operated via Salt Lake City charge for side trip Ogden to Salt Lake City and return with privilege of occupying car at Salt Lake City during one-half day's stop-over is \$1.15.

- (E) Via Southern Pacific Company and Portland. From Tacoma, lower standard berth, \$11.15.
- (F) Via Southern Pacific Company and Portland. From Tacoma, lower standard berth, \$7.75.
- (G) Via Los Angeles.
- (H) Via Southern Pacific Co. and Portland.

- (K) From Tacoma, lower standard berth, \$9.50.
- (L) Via Southern Pacific Co.
- (M) From Tacoma, lower standard berth, \$7.75.
- (N) From Tacoma, lower standard berth, \$4.10.
- (P) Via Direct Lines.
- (Q) From Tacoma, lower standard berth, \$6.60.
- Berth rates to and from Cheyenne, Denver and west apply via Omaha or via Kansas City.
- * Made combination of fares.

Bedroom Rates: Bedrooms are available on most Union Pacific trains, including the Streamliner trains. See equipment pages 6 to 19 inclusive. Double bedrooms have upper and lower berths. Duplex-Single Bedrooms have only one berth. (See table on opposite page). When occupied by one person, only one rail ticket required.

Exclusive Space Occupancy by One Person: One and one-fourth railroad tickets must be purchased for exclusive use of drawing-room; one and one-tenth tickets for compartment. If Streamliner "City of Los Angeles" or "City of San Francisco" is used, one and one-tenth first class special service charge tickets are required for exclusive occupancy of a compartment, and one and one-fourth first class special service charge tickets for exclusive occupancy of a drawing-room. These tickets are in addition to the regular rail and Pullman tickets. Exception: Only one rail ticket is required for use of a compartment between Chicago, Ill., and Butte, Mont., or Pendleton, Ore., and points north and west thereof (also West Yellowstone, Mont., and Victor, Idaho).

Union Pacific Motor Coach Service to and from East Los Angeles, Calif.

- The Union Pacific maintains a passenger station at East Los Angeles, from which it operates motor coaches direct to Glendale, Pasadena, Alhambra, San Pedro, Long Beach, Anaheim, Fullerton, La Habra, Whittier and intermediate points. See Tables 7, 8 and 9 on page 27 for local schedules of all motor coaches.
- Passengers ticketed for those places may leave train at East Los Angeles where waiting motor coaches will take them direct to destination without extra charge. Baggage too, can be checked through to any of those places. These motor coaches also deliver east-bound passengers to the East Los Angeles station.

PULLMAN SEAT FARES

Between Various Cities and to Western Park Gateways

(Charges Shown Do Not Include Federal Tax)

Salt Lake City — Lund	\$1.50
Lund — Las Vegas	1.30
Las Vegas — Los Angeles	1.95
Boise — Pocatello	1.40
Shoshone — Pocatello	.65
Shoshone — Salt Lake City	1.65
Portland — Tacoma	.90
Portland — Seattle	1.20
Portland — Pendleton	1.40
Ogden — Salt Lake City	.65
Salt Lake City — Pocatello	1.35
Omaha — Grand Island	.90
Omaha — North Platte	1.75
Omaha — Cheyenne	2.95
Denver — Cheyenne	.65
Denver — Laramie	.95
Denver — North Platte	1.60
Denver — Sterling	.80
Kansas City — Topeka	.65
Kansas City — Manhattan	.65
Kansas City — Salina	.90

Table of Rates for Various Accommodations in Standard Pullman Sleeping Cars Effective October 1, 1947

(Charges shown do not include federal tax)

Where Lower Berth Rate is	Upper Berth Rate is	Room-ette for one Person is	Duplex Single Room for one Person is	Bed Room for one Person is	Bed Room for two Persons is	Bed R'm Suite for three or more Persons is	Com-partm't for one Person is	Com-partm't for two Persons is	Drawing Room for one Person is	Drawing Room for two Persons is
\$ 3.50	\$ 2.60	\$ 4.85	\$ 5.50	\$ 6.20	\$ 6.85	\$12.30	\$ 6.85	\$ 9.60	\$ 8.65	\$12.30
3.80	2.90	5.30	6.10	6.80	7.55	13.65	7.55	10.90	9.55	13.65
4.10	3.10	5.75	6.60	7.40	8.15	15.00	8.15	11.55	10.20	15.00
4.45	3.40	6.20	7.10	7.95	8.85	16.25	8.85	12.85	11.25	16.25
4.80	3.60	6.65	7.55	8.55	9.45	17.55	9.45	13.45	11.80	17.55
5.05	3.85	7.15	8.05	9.10	10.10	18.80	10.10	14.15	12.75	18.80
5.35	4.10	7.50	8.60	9.70	10.70	18.80	10.70	15.40	13.35	18.80
5.70	4.30	7.95	9.10	10.25	11.35	19.95	11.35	16.00	14.30	19.95
6.00	4.60	8.40	9.60	10.80	11.90	21.20	11.90	17.25	14.95	21.20
6.25	4.80	8.80	10.05	11.30	12.55	22.40	12.55	17.85	15.85	22.40
6.60	5.00	9.20	10.50	11.80	13.10	23.60	13.10	18.40	16.45	23.60
6.95	5.25	9.65	11.00	12.35	13.80	24.80	13.80	19.60	17.35	24.80
7.20	5.45	10.05	11.50	12.90	14.35	26.00	14.35	20.20	17.90	26.00
7.50	5.70	10.45	12.00	13.45	14.95	27.10	14.95	21.40	18.80	27.10
7.75	5.90	10.85	12.45	13.95	15.50	27.10	15.50	21.90	19.35	27.10
8.10	6.10	11.25	12.80	14.50	16.10	28.25	16.10	22.50	20.25	28.25
8.35	6.35	11.75	13.35	15.00	16.65	29.45	16.65	23.70	20.85	29.45
8.65	6.55	12.10	13.80	15.55	17.25	30.60	17.25	24.20	21.70	30.60
8.90	6.80	12.50	14.30	16.05	17.80	31.80	17.80	25.40	22.30	31.80
9.25	7.00	12.95	14.75	16.60	18.40	32.95	18.40	26.05	23.20	32.95
9.50	7.20	13.35	15.20	17.10	18.95	34.10	18.95	26.55	23.75	34.10
9.80	7.45	13.70	15.70	17.60	19.55	35.15	19.55	27.75	24.60	35.15
10.05	7.65	14.15	16.10	18.15	20.10	35.15	20.10	28.30	25.10	35.15
10.40	7.90	14.50	16.60	18.65	20.70	36.30	20.70	29.45	26.00	36.30
10.65	8.10	14.85	17.00	19.15	21.20	37.40	21.20	29.95	26.55	37.40
10.95	8.30	15.30	17.45	19.65	21.80	38.60	21.80	30.50	27.40	38.60
11.15	8.55	15.65	17.90	20.20	22.35	39.70	22.35	31.65	27.95	39.70
11.50	8.70	16.05	18.35	20.60	22.90	40.80	22.90	32.15	28.80	40.80
11.75	8.95	16.45	18.75	21.10	23.40	41.90	23.40	33.30	29.30	41.90
12.00	9.15	16.80	19.20	21.60	24.00	43.00	24.00	33.80	30.15	43.00
12.25	9.35	17.15	19.60	22.05	24.50	43.00	24.50	34.30	30.65	43.00
12.60	9.55	17.60	20.10	22.60	25.10	44.00	25.10	35.45	31.50	44.00
12.85	9.75	17.95	20.50	23.05	25.65	45.10	25.65	36.00	32.05	45.10
13.10	10.00	18.35	21.00	23.60	26.20	46.20	26.20	37.15	32.85	46.20
13.40	10.20	18.75	21.35	24.05	26.70	47.30	26.70	37.65	33.40	47.30
13.65	10.35	19.10	21.80	24.55	27.30	48.40	27.30	38.20	34.25	48.40
13.95	10.60	19.50	22.25	25.05	27.80	49.55	27.80	39.30	34.75	49.55
14.20	10.80	19.85	22.65	25.55	28.35	50.60	28.35	39.75	35.55	50.60
14.45	11.00	20.25	23.15	26.00	28.85	50.50	28.85	40.85	36.05	50.50
14.75	11.20	20.65	23.55	26.50	29.40	51.55	29.40	41.40	36.90	51.55
15.00	11.40	20.95	23.90	26.95	29.90	52.65	29.90	41.85	37.40	52.65
15.25	11.60	21.30	24.35	27.40	30.45	53.70	30.45	42.95	38.20	53.70
15.50	11.80	21.75	24.75	27.90	30.95	54.75	30.95	43.45	38.75	54.75
15.75	12.00	22.05	25.25	28.35	31.50	55.80	31.50	44.55	39.50	55.80
16.05	12.20	22.40	25.65	28.85	32.00	56.85	32.00	45.00	40.00	56.85
16.25	12.35	22.80	26.00	29.25	32.50	57.75	32.50	45.50	40.80	57.75
16.50	12.60	23.15	26.45	29.75	33.00	57.75	33.00	46.55	41.25	57.75
16.80	12.75	23.45	26.80	30.15	33.55	58.75	33.55	47.00	42.05	58.75
17.05	13.00	23.85	27.25	30.65	34.00	59.85	34.00	48.10	42.60	59.85
17.25	13.15	24.20	27.65	31.10	34.55	60.85	34.55	48.60	43.30	60.85
17.50	13.35	24.55	28.05	31.50	35.00	61.85	35.00	49.05	43.80	61.85
17.70	13.45	24.70	28.25	31.75	35.30	62.40	35.30	49.70	44.25	62.40
17.95	13.65	25.10	28.70	32.25	35.85	63.55	35.85	50.30	44.80	63.55
18.25	13.90	25.55	29.15	32.80	36.45	64.70	36.45	51.45	45.65	64.70
18.50	14.10	25.95	29.60	33.30	37.00	64.70	37.00	52.00	46.20	64.70
18.85	14.30	26.30	30.05	33.85	37.60	65.85	37.60	52.60	47.10	65.85
19.10	14.55	26.75	30.55	34.35	38.15	67.00	38.15	53.75	47.70	67.00
19.40	14.75	27.15	31.00	34.90	38.75	68.15	38.75	54.30	48.55	68.15
19.65	15.00	27.50	31.50	35.40	39.30	69.30	39.30	55.45	49.15	69.30
20.00	15.20	27.95	31.90	35.95	39.90	70.50	39.90	56.05	50.00	70.50
23.75	18.05	33.20	37.90	42.65	47.40	83.20	47.40	66.45	59.25	83.20
24.30	18.50	34.00	38.85	43.70	48.55	85.50	48.55	68.15	60.70	85.50
25.15	19.15	35.20	40.25	45.30	50.30	88.95	50.30	70.50	63.00	88.95
25.75	19.60	36.05	41.15	46.35	51.45	90.10	51.45	72.25	64.45	90.10

* Rate is slightly less if suite is occupied by only two persons.

Don't Worry . . . Telegraph

If something comes up that requires your attention . . . Reservations — Appointments — Any Urgent Business Matters . . . telegrams will attend to all of them quickly, surely. The cost is low.

Western Union Telegraph Offices are maintained at all stations, enabling passengers to communicate conveniently at any time with home or business anywhere. Telegram blanks in Pullman cars.

The Union Pacific connects with Western Union — the telegraph system that serves everyone, everywhere.

WESTERN UNION TELEGRAPH CO.

Special Service Charges on Streamliners "City of Los Angeles" and "City of San Francisco" in effect October 1, 1947. Subject to change without notice. (Charges shown do not include federal tax)

City	Chicago	Ill.	Omaha, Neb.	G. Island, Neb.	N. Platte, Neb.
------	---------	------	-------------	-----------------	-----------------