

TRAFFIC REPRESENTATIVES . . . UNION PACIFIC RAILROAD

ABERDEEN, WASH.—3 Union Passenger Station, K and River Sts.— Phone 1045
 C. H. JACKA . . . General Agent
 ALHAMBRA, CALIF.—City Ticket Office, 121 W. Main St.— Phone Atlantic 18763
 A. L. GETMAN . . . (Or Phone Cumberland 32624) . . . Ticket Agent
 ASTORIA, ORE.—116 Twelfth Street— Phone 304
 FLOYD C. FOSTER . . . Traveling Freight and Passenger Agent
 ATLANTA 3, GA.—1232 Healey Building— Phone Lamar 6261
 P. S. SMITH . . . General Agent
 BEND, ORE.—112 Oregon Ave.— Phone 63
 H. D. ATHON . . . General Agent
 BIRMINGHAM 3, ALA.—701 Brown-Marx Building— Phone 7-1837
 D. V. RICKSON . . . District Freight and Passenger Agent
 BOISE, IDAHO—City Ticket Office, Idaho Bldg., 212 No. 8th St.— Phone 414
 KAY L. JOHNSON . . . General Agent
 BOSTON 8, MASS.—208 Old South Bldg., 294 Washington St.—
 M. W. COONERTY . . . (Phone Hubbard 2-6380) . . . General Agent
 BREMERTON, WASH.—Consolidated Ticket Office, 228 First St.— Phone 722
 S. S. HARVEY . . . Ticket Agent
 BUTTE, MONT.—609 Metals Bank Bldg., 8 West Park Street— Phone 23399
 J. D. FORD . . . General Agent
 Consolidated Ticket Office—2 North Main Street— Phone 3275
 D. E. WILDER . . . Ticket Agent
 CHEYENNE, WYO.—City Ticket Office, 120 W. 16th St.— Phone 4421
 C. E. ASTLER . . . General Agent
 CHICAGO 3, ILL.—9 South LaSalle Street at Madison— Phone Randolph 0141
 D. H. VOLTZ . . . Traffic Manager
 C. A. POLLOCK . . . General Freight Agent
 M. R. BRYAN . . . General Agent, Freight Department
 City Ticket Office, 1 South LaSalle Street—
 JOHN C. POLLOCK . . . (Phone Randolph 0141) . . . General Passenger Agent
 CINCINNATI 2, OHIO—303 Dixie Term. Bldg., 4th & Walnut Sts.— Phone Main 0144
 F. B. SWOPE . . . General Agent
 CLEVELAND 13, OHIO—1407 Terminal Tower, 50 Public Square—
 C. J. STEGEMAN . . . (Phone Main 3070) . . . General Agent
 COUNCIL BLUFFS, IA.—Union Pacific Transfer Depot— Phone 6134
 W. M. CALHOUN . . . Freight and Passenger Agent
 DALLAS 1, TEXAS—2108 Mercantile Bank Bldg.— Phone Riverside 1778
 CARROLL M. BROWN . . . General Agent
 DENVER 2, COLO.—City Ticket Office, 535 17th Street— Phone Keystone 4141
 P. F. ECHELE . . . Traffic Manager
 M. A. LIGHT . . . General Freight Agent
 K. N. MIDDLEKAUFF . . . General Agent, Passenger Department
 DES MOINES 9, IOWA—407 Equitable Bldg., 6th & Locust Sts.— Phone 3-0583
 EUGENE R. FIELD . . . General Agent
 DETROIT 26, MICH.—612 Book Building, 1249 Washington Boulevard—
 MADISON H. FOWLER . . . (Phone Cadillac 7794) . . . Traffic Manager
 EAST LOS ANGELES, CALIF.—5454 Ferguson Drive— Phone Angelus 6509
 J. J. WALKER . . . Ticket Agent
 EUGENE, ORE.—P. O. Box 431— Phone 2885W
 R. W. MCINTOSH . . . Traveling Freight and Passenger Agent
 FRESNO 1, CALIF.—207 Rowell Bldg., Tulare St. and Van Ness Ave.— Phone 4-6571
 J. W. HASKELL . . . General Agent
 GERING, NEBR.—Union Pacific Station— Phone 95
 S. G. CLARKE . . . General Agent
 GLENDALE 3, CALIF.—City Ticket Office, 404½ North Brand Boulevard—
 W. A. SHOOK . . . (Phone Citrus 1-2174 or Chapman 5-1370) . . . General Agent
 HOLLYWOOD 28, CALIF.—City Ticket Office, 6702 Hollywood Blvd.—
 V. J. SCHMITTROTH . . . (Ph. Hillside 0221) Gen'l Agt., Passenger Department
 HUNTINGTON PARK, CALIF.—City Ticket Office, 7002 Pacific Blvd.—
 R. H. LUND . . . (Phone Kimball 9881) . . . Passenger Agent
 KANSAS CITY 6, MO.—200 Waldheim Bldg., 6 East Eleventh St.— Ph. Victor 6530
 D. R. ALEXANDER . . . General Freight and Passenger Agent
 L. G. STAHL . . . General Agent, Freight Department
 City Ticket Office—2 East Eleventh Street—
 E. E. SWANSON . . . (Phone Victor 6530) . . . General Agent, Passenger Department
 LAS VEGAS, NEV.—Union Pacific Station— Phone 1120
 R. A. BLONDE . . . District Passenger Agent
 LEWISTON, IDAHO—Room 7, Union Depot— Phone 1163
 H. J. BERGER . . . General Agent
 LINCOLN 8, NEBR.—City Ticket Office, 130 So. 13th St.— Phone 2-6517
 W. W. JOHNS . . . General Agent
 LONG BEACH 2, CALIF.—City Ticket Office, 144 Pine Avenue— Phone 7-2931
 H. J. DELACY . . . General Agent
 LONGVIEW, WASH.—
 GUY L. ANDERSON, Freight Station, Phone 818— General Agent
 LOS ANGELES 14, CALIF.—Union Pacific Bldg., 422 W. 6th Street—
 W. T. PRICE . . . (Phone Trinity 9211) . . . Traffic Manager
 J. W. PADDEN . . . Assistant Traffic Manager
 C. F. FARMER . . . General Passenger Agent
 W. H. McCUNE . . . General Freight Agent
 Union Pacific Building—608 So. Olive Street— Phone Trinity 9211
 C. F. HALLSMAN . . . General Agent, Passenger Department
 W. F. NASH—610 So. Olive Street— General Agent, Freight Department
 MEMPHIS 3, TENN.—1720 Sterick Bldg.—8 North Third St.— Phone 5-0220
 W. B. MARKHAM . . . District Freight and Passenger Agent
 MILWAUKEE 3, WIS.—314 Warner Bldg., 212 W. Wisconsin Ave.— General Agent
 K. T. MINDEMANN . . . (Phone Marquette 7833) . . . General Agent
 MINNEAPOLIS 2, MN.—890 Northwestern Bank Bldg., 620 Marquette Ave.—
 EMIL W. MAU . . . (Phone Main 2461) . . . General Agent

NEW ORLEANS 12, LA.—504 Canal Bldg., 210 Baronne Street— General Agent
 JOHN D. BENDA . . . (Phone Canal 2274) . . . General Agent
 NEW YORK 20, N.Y.—626 Fifth Ave., Suite 350, Rockefeller Center—
 H. L. LAUBY . . . (Phone Circle 6-4900) . . . Eastern Traffic Manager
 C. H. SALTMAIRSH . . . General Agent, Passenger Department
 H. C. YERGER . . . General Agent, Freight Department
 OAKLAND 12, CALIF.—215 Central Bank Bldg., 436 14th St. Phone Glencourt 1-5576
 L. M. LAYNE . . . General Agent
 OGDEN, UTAH—City Ticket Office, Ben Lomond Hotel Bldg.— Phone 5533
 J. F. BAKER . . . General Agent
 OMAHA 2, NEBR.—City Ticket Office—Corner 15th & Dodge Streets—
 WALTER CONREY . . . (Phone Jackson 5822) Gen'l Agent, Passenger Department
 J. R. FRISK . . . General Agent, Freight Department
 City Ticket Office—1614 Farnam Street— Phone Jackson 5822
 W. W. NEILL . . . Ticket Agent
 PASADENA 1, CALIF.—Un. Pac. Station, 205 W. Colorado St.—Ph. Sycamore 2-4107
 L. A. WIRGLER . . . General Agent
 PHILADELPHIA 2, PA.—904 Girard Trust Bldg., Broad St. & So. Penn Sq.—
 MORTON MANN . . . (Phone Rittenhouse 6-2170) . . . General Agent
 PITTSBURGH 22, PA.—1419 Oliver Bldg., Smithfield Street and Sixth Avenue—
 SAM REINHARDT . . . (Phone Atlantic 0260) . . . General Agent
 POCATELLO, IDAHO—Union Pacific Passenger Station— Phone 268
 W. L. HARDY . . . Ticket Agent
 POMONA, CALIF.—Union Pacific Passenger Station— Phone 1288
 E. C. MALLON . . . Passenger and Freight Traffic Agent
 PORTLAND 5, ORE.—751 Pittock Block— Phone Broadway 7771
 C. W. EVERS . . . Traffic Manager
 J. C. CUMMING . . . General Passenger Agent
 T. J. DOWD . . . General Freight Agent
 DON SUTHERLAND . . . General Agent, Freight Department
 City Ticket Office—701 S. W. Washington Street— Phone Broadway 7771
 N. B. FALLAS . . . General Agent, Passenger Department
 RENO, NEV.—25 Cladianos Bldg., 118 West 2nd St. Phone 4881
 E. E. LARKIN . . . General Agent
 RIVERSIDE, CALIF.—Union Pacific Pass. Station, 7th & Vine Sts.— Phone 626
 J. L. BRECHIN . . . General Agent
 ST. JOSEPH 2, MO.—City Ticket Office, 517 Francis Street— Phone 2-5485
 F. F. ROBINSON . . . General Freight and Passenger Agent
 ST. LOUIS 1, MO.—1223 Ambassador Bldg., 411 North 7th St.— Phone Chestnut 7752
 T. W. GURSKY . . . General Agent
 SACRAMENTO 14, CALIF.—217 Forum Bldg., 1107 Ninth St.— Phone 2-1025
 F. A. FOX . . . General Agent
 SALINA, KANS.—Third and Ash Streets— Phone 297
 J. M. BROWN . . . General Agent
 SALT LAKE CITY 1, UTAH—Union Pacific Bldg., 10 So. Main St.— Phone 3-1544
 B. W. HANSON . . . Traffic Manager
 A. G. BLOOM . . . General Passenger Agent
 City Ticket Office—Hotel Utah, Main and So. Temple Streets— Phone 3-1544
 W. J. THOMAS . . . General Agent, Passenger Department
 H. G. PELLETIER . . . General Agent, Freight Department
 SAN DIEGO 1, CALIF.—City Ticket Office, 320 Broadway— Phone Franklin 7241
 H. G. LARIMER . . . General Agent
 SAN FRANCISCO 2, CALIF.—291 Geary Street— Phone Garfield 1-6030
 H. A. LAWRENCE . . . Traffic Manager
 GAYLORD F. ALLEN . . . General Agent, Freight Department
 City Ticket Office—Geary at Powell Street— Phone Garfield 6030
 H. W. HICKS . . . General Passenger Agent
 SAN JOSE 7, CALIF.—206 1st Nat. Bk. Bldg., Santa Clara & 1st Sts.—Ph. Ballard 1634
 E. A. COONS . . . General Agent
 SAN PEDRO, CALIF.—City Ticket Office, 805 So. Pacific Avenue—
 J. V. CONNETT . . . (Phone Terminal 2-7531) . . . General Agent
 SANTA ANA, CALIF.—City Ticket Office, 305 North Main Street— Phone 1877
 WALTER DITTMER . . . General Agent
 SANTA MONICA, CALIF.—City Ticket Off., 307 Santa Monica Blvd.— Phone 51213
 W. A. CHENEY . . . General Agent
 SEATTLE 4, WASH.—204 Union Sta., 4th Ave. & Jackson St.— Phone Elliott 6933
 H. M. WEST . . . Assistant Traffic Manager
 P. A. AULENBACHER . . . General Agent, Freight Department
 City Ticket Office—1300 Fourth Avenue at University, Seattle 1—
 A. L. IVES . . . (Phone Elliott 6933) . . . General Agent, Passenger Department
 SIOUX CITY 9, IOWA—405 Commerce Bldg., 520 Neb. St.— Phone 5-8328
 J. F. TURRENTINE . . . General Agent, Freight Department
 SPOKANE 8, WASH.—City Ticket Office—727 Sprague Ave., Corner Post St.—
 J. R. LIVSEY . . . (Phone Main 4121) . . . General Agent
 STOCKTON 6, CALIF.—207 Don Burton Bldg., 11 So. San Joaquin St.— Phone 2-8951
 V. J. CHRISTENSEN . . . District Freight and Passenger Agent
 TACOMA 2, WASH.—City Ticket Office, 114 So. Ninth St.— Phone Broadway 2275
 B. P. COSTELLO . . . General Agent
 TORONTO, ONT.—201-2 Canadian Pacific Bldg., 69 Yonge St.— Phone Elgin 7239
 W. W. WRIGHTON . . . General Agent
 TULSA 3, OKLA.—823 Kennedy Bldg., 321 South Boston St.— Phone 26859
 L. B. BRADLEY . . . General Agent
 WALLA WALLA, WASH.—1st Natl. Bank Bldg., 2nd & Alder Sts.— Phone 30
 J. H. CUNNINGHAM . . . General Agent
 WASHINGTON 5, D. C.—600 Shoreham Bldg., 15th and H Sts., N. W.—
 HOWARD B. BLANCHARD . . . (Phone Republic 0800) . . . Washington Representative
 R. T. PAYNE . . . General Agent
 WINSTON-SALEM 3, N. C.—632 Reynolds Bldg., 4th and Main Sts.— Phone 2-1881
 D. R. WALKER . . . Traveling Freight and Passenger Agent
 YAKIMA, WASH.—Union Pacific Building, 104 W. Yakima Ave.— Phone 4191
 V. E. BUCHANAN . . . General Agent

C. J. COLLINS
 General Passenger Traffic Manager
 OMAHA 2, NEBR.


A. J. SEITZ, Vice-President—Traffic
 OMAHA 2, NEBRASKA

W. T. BURNS
 General Freight Traffic Manager
 OMAHA 2, NEBR.

April 4, 1948

UNION PACIFIC RAILROAD

TIME TABLES



April 4, 1948

UNION PACIFIC RAILROAD

TIME TABLES



Table of station numbers and names for the coast-to-coast sleeping car service, including locations like Gilcrest, Colorado, and various states across the country.

Continuation of the station table from page 4, listing stations in states like West Virginia, Kentucky, Tennessee, and others.

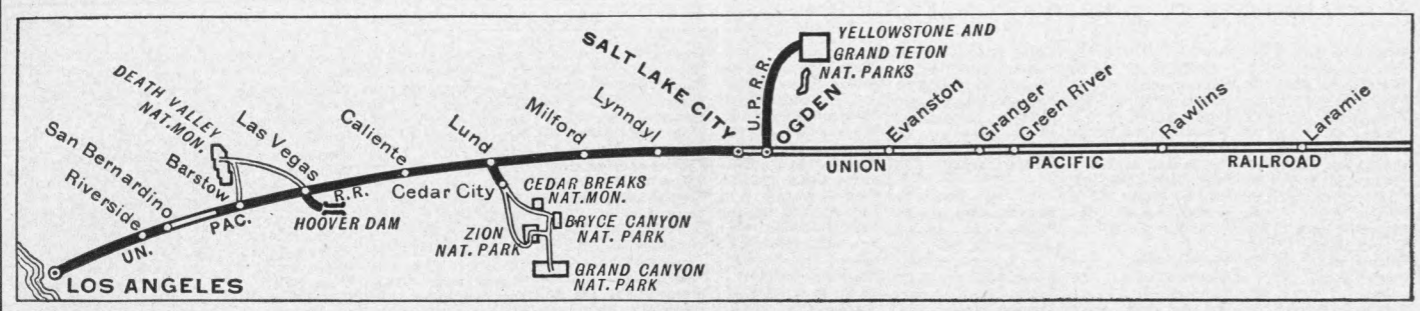
ADVANTAGES OF COAST-TO-COAST SLEEPING CAR SERVICE

- The schedules shown in Tables A and B on pages 6 to 9 of this folder provide a convenient service for the coast-to-coast traveler, at No Extra Fare.
• This service eliminates the necessity of changing trains or transferring from one station to another in Chicago.
• It gives the traveler a choice of three fine routes between the Atlantic Coast and Chicago, and the service of the famous Overland Route between Chicago and California.

For Dependable Transportation—Be Specific, Say "UNION PACIFIC"

Stations marked ■ are located on Divisions indicated by table numbers, but are not shown in folder tables.

Stations marked ■ are located on Divisions indicated by table numbers, but are not shown in folder tables.



NEW YORK, WASHINGTON, CHICAGO and MINNEAPOLIS to LOS ANGELES via Omaha and Salt Lake City

Table A Condensed Schedules All Trains Daily	Streamliner City of Los Angeles 103 Daily Example	Los Angeles Limited 1 Daily Example	Utahn 13-3 Daily Example	Pacific-Pony Express 21-37 Daily Example
Lv New York (E.T.) N.Y.C. Ar Chicago (C.T.)	4.15 SA 8.25 SU			
Lv New York (E.T.) Penn.R.R. Ar Chicago (C.T.)	4.35 SA 6.09 SU 8.20 SU			
Lv Wash'gton (E.T.) Penn.R.R. Ar Chicago (C.T.)	5.30 SA 8.35 SU			
Lv Chicago (C.T.) C. & N.W. Ar Omaha	7.15 SU 3.00 MO	12.01 SU 9.00 SU	9.15 SU 9.45 SU	8.10 SU 8.00 MO
Lv Minneapolis C. & N.W. Ar St. Paul	9.30 SU 10.10 SU		9.30 SU 10.10 SU	9.15 SU 9.55 SU
Lv Omaha (C.T.) Un. Pac. Ar Fremont	3.10 MO 9.25 SU		11.00 SU 11.47 SU	8.30 MO 8.00 MO
Lv Omaha (C.T.) Un. Pac. Ar Columbus	3.10 MO 9.25 SU		11.00 SU 11.47 SU	8.30 MO 8.00 MO
Lv Omaha (C.T.) Un. Pac. Ar Grand Island	3.10 MO 9.25 SU		11.00 SU 11.47 SU	8.30 MO 8.00 MO
Lv Omaha (C.T.) Un. Pac. Ar Kearney	3.10 MO 9.25 SU		11.00 SU 11.47 SU	8.30 MO 8.00 MO
Lv Omaha (C.T.) Un. Pac. Ar North Platte (O.T.)	3.10 MO 9.25 SU		11.00 SU 11.47 SU	8.30 MO 8.00 MO
Lv Omaha (C.T.) Un. Pac. Ar North Platte (M.T.)	3.10 MO 9.25 SU		11.00 SU 11.47 SU	8.30 MO 8.00 MO
Lv Omaha (C.T.) Un. Pac. Ar Sidney	3.10 MO 9.25 SU		11.00 SU 11.47 SU	8.30 MO 8.00 MO
Lv Omaha (C.T.) Un. Pac. Ar Cheyenne	3.10 MO 9.25 SU		11.00 SU 11.47 SU	8.30 MO 8.00 MO
Lv Omaha (C.T.) Un. Pac. Ar Cheyenne	3.10 MO 9.25 SU		11.00 SU 11.47 SU	8.30 MO 8.00 MO
Lv Omaha (C.T.) Un. Pac. Ar Laramie	3.10 MO 9.25 SU		11.00 SU 11.47 SU	8.30 MO 8.00 MO
Lv Omaha (C.T.) Un. Pac. Ar Rawlins	3.10 MO 9.25 SU		11.00 SU 11.47 SU	8.30 MO 8.00 MO
Lv Omaha (C.T.) Un. Pac. Ar Rock Springs	3.10 MO 9.25 SU		11.00 SU 11.47 SU	8.30 MO 8.00 MO
Lv Omaha (C.T.) Un. Pac. Ar Green River	3.10 MO 9.25 SU		11.00 SU 11.47 SU	8.30 MO 8.00 MO
Lv Omaha (C.T.) Un. Pac. Ar Evanston	3.10 MO 9.25 SU		11.00 SU 11.47 SU	8.30 MO 8.00 MO
Lv Omaha (C.T.) Un. Pac. Ar Ogden	3.10 MO 9.25 SU		11.00 SU 11.47 SU	8.30 MO 8.00 MO
Lv Omaha (C.T.) Un. Pac. Ar Ogden	3.10 MO 9.25 SU		11.00 SU 11.47 SU	8.30 MO 8.00 MO
Lv Omaha (C.T.) Un. Pac. Ar Salt Lake City	3.10 MO 9.25 SU		11.00 SU 11.47 SU	8.30 MO 8.00 MO
Lv Omaha (C.T.) Un. Pac. Ar Salt Lake City	3.10 MO 9.25 SU		11.00 SU 11.47 SU	8.30 MO 8.00 MO
Lv Omaha (C.T.) Un. Pac. Ar Milford	3.10 MO 9.25 SU		11.00 SU 11.47 SU	8.30 MO 8.00 MO
Lv Omaha (C.T.) Un. Pac. Ar Lund	3.10 MO 9.25 SU		11.00 SU 11.47 SU	8.30 MO 8.00 MO
Ar Cedar City (Bryce-Grand Canyon-Zion Nat. Parks-Cedar Breaks Kaibab Forest)	5.10 TU 5.10 TU	5.10 TU 5.10 TU	5.10 TU 5.10 TU	4.45 TU 4.45 TU
Lv Cedar City (Bryce-Grand Canyon-Zion Nat. Parks-Cedar Breaks Kaibab Forest)	8.45 MO 8.45 MO	8.45 MO 8.45 MO	8.45 MO 8.45 MO	2.15 TU 2.15 TU
Lv Lund	3.58 TU 3.58 TU	3.58 TU 3.58 TU	3.58 TU 3.58 TU	3.30 TU 3.30 TU
Lv Calliente (M.T.)	12.35 TU 12.10 TU	12.10 TU 12.10 TU	12.10 TU 12.10 TU	6.00 TU 6.00 TU
Lv Calliente (P.T.)	11.40 MO 11.20 MO	11.20 MO 11.20 MO	11.20 MO 11.20 MO	5.10 TU 5.10 TU
Lv Las Vegas	2.25 TU 2.15 TU	2.15 TU 2.15 TU	2.15 TU 2.15 TU	8.45 TU 8.45 TU
Lv San Bernardino	7.20 TU 8.30 TU	8.30 TU 8.30 TU	8.30 TU 8.30 TU	4.25 WE 4.25 WE
Lv Riverside	7.45 TU 8.59 TU	8.59 TU 8.59 TU	8.59 TU 8.59 TU	5.05 WE 5.05 WE
Lv East Los Angeles	8.40 TU 10.15 TU	10.15 TU 10.15 TU	10.15 TU 10.15 TU	6.40 WE 6.40 WE
Lv Los Angeles (P.T.)	9.00 TU 10.40 TU	10.40 TU 10.40 TU	10.40 TU 10.40 TU	4.00 TU 4.00 TU
Ar Pasadena	9.20 TU 11.00 TU	11.00 TU 11.00 TU	11.00 TU 11.00 TU	7.25 WE 7.25 WE
Ar Glendale	9.55 TU 11.35 TU	11.35 TU 11.35 TU	11.35 TU 11.35 TU	8.00 WE 8.00 WE
Ar Anaheim	9.50 TU 11.30 TU	11.30 TU 11.30 TU	11.30 TU 11.30 TU	4.50 TU 4.50 TU
Ar Long Beach	9.35 TU 11.15 TU	11.15 TU 11.15 TU	11.15 TU 11.15 TU	4.35 TU 4.35 TU
Ar San Pedro (P.T.)	10.05 TU 11.50 TU	11.50 TU 11.50 TU	11.50 TU 11.50 TU	5.05 TU 5.05 TU

Equipment for Page 6

★ **NO. 103—Streamliner CITY OF LOS ANGELES—DAILY—Extra Fare**
Cars from Chicago run via C. & N. W. east of Omaha.
Club Lounge Car @ Chicago to Los Angeles—(Barber, valet, bath, radio).
Standard Sleeping Cars... Chicago to Los Angeles—Drawing-rooms, Compartments, Bedrooms, Roomettes, Sections (5 cars).
Reclining Seat Coaches... Chicago to Los Angeles—(all reserved).
Coach Lounge Car... Chicago to Los Angeles.
Dining Car... A la carte and club or table d'hote service.

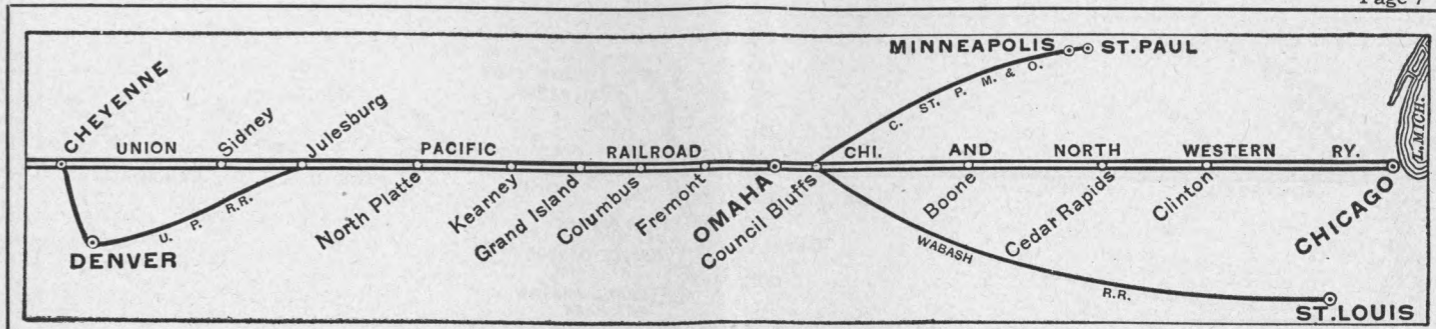
★ **NO. 1—LOS ANGELES LIMITED—DAILY—No Extra Fare**
Cars from Chicago and Minneapolis-St. Paul run via C. & N. W. to Omaha; thence U. P.
Club Lounge Car @ Chicago to Los Angeles—(Barber, valet, radio).
Standard Sleeping Cars... Chicago to Los Angeles—2 D.R., 4 Compts., 4 Dbl. Bdrm. Chicago to Los Angeles—6 Sec., 6 Rmte., 4 Dbl. Bdrm. Chicago to Cedar City—10 Sec., D.R., Compts. (Nos. 3-301 beyond Salt Lake City; summer season—first car June 8).
New York to Los Angeles—6 Sections, 6 Double Bedrooms (N.Y.C. No. 65 to Chicago).
New York to Los Angeles—6 Sections, 6 Double Bedrooms (P.R.R. No. 49 to Chicago).
Washington to Los Angeles—12 Sections, D.R. (P.R.R. No. 59 to Chicago).
Minneapolis-St. Paul to Los Angeles—6 Sec., 6 Rmte., 4 Double Bedrooms (203-10-203 to Omaha).
Omaha to Denver—12 Sections, 2 Double Bedrooms (No. 53 beyond North Platte).
Reserved Seat Coaches... Chicago to Los Angeles (2 cars—reclining seats).
Dining Car... A la carte and club or table d'hote service.

★ **NO. 13-3—UTAHN—DAILY**
13 to Cheyenne; 3 to Los Angeles. Cars from Chicago run via C. & N. W. east of Omaha.
Club Lounge Car @ Cheyenne to Los Angeles.
Standard Sleeping Cars... Omaha to Los Angeles—12 Sections, Drawing-room. Cheyenne to Ogden—6 Sections, 6 Roomettes, 4 Double Bedrooms (Wab.-U.P. 9 from St. Louis; S.P. 27 to San Francisco).
Cheyenne to Los Angeles—6 Sections, 6 Roomettes, 4 Double Bedrooms (No. 9 from St. Louis).
Chicago to Cedar City—10 Sec., D.R. Compts (No. 1 to Salt Lake City—No. 301 beyond Lund; summer season—first car June 8).
Cedar City to Los Angeles—10 Sections, D.R., Compts. No. 302 to Lund; summer season—first car June 10).
Chicago to Omaha (not reserved).
Omaha to Los Angeles (not reserved).
Cheyenne to Los Angeles (Wab.-U.P. 9 from St. Louis—all seats reserved).
Reclining Seat Coaches... North Platte to Los Angeles—a la carte and club or table d'hote service.
Dining Car... North Platte to Los Angeles—a la carte and club or table d'hote service.

★ **21-37—PACIFIC-PONY EXPRESS—DAILY**
21 to Ogden; 37 to Los Angeles. Cars from Chicago run via C. & N. W. east of Omaha.
Club Lounge Car Service @ Chicago to Los Angeles.
Standard Sleeping Cars... Chicago to Los Angeles—12 Sections, D.R. Chicago to Salt Lake City—10 Sec., 3 Dbl. Bedrooms. Minneapolis-St. Paul to Los Angeles—12 Sections, D.R. (201-2-201 to Omaha).
Butte to Los Angeles—10 Sections, 3 Double Bedrooms (No. 30 to Salt Lake City).
Las Vegas to Los Angeles—10 Sections, D.R., Compts.
Reclining Seat Coaches... Chicago and Salt Lake City to Los Angeles. Ogden to Los Angeles (No. 37 from Kansas City).
Dining Car... A la carte and club or table d'hote service.

Footnotes for Page 6

⊙ Club and lounge cars are for the exclusive use of standard sleeping car passengers. The City of Los Angeles has a lounge car for coach passengers.
□ Conditional stop; see Tables 1 and 3. (f) Stops only on signal.
♦ Motor Bus connections with main line trains at East Los Angeles
● Extra fare train; see tables 1 and 2. ★ Regularly assigned through cars air-conditioned.



LOS ANGELES to CHICAGO, WASHINGTON, NEW YORK and MINNEAPOLIS via Salt Lake City and Omaha

Table A Condensed Schedules All Trains Daily	Streamliner City of Los Angeles 104 Daily Example	Los Angeles Limited 2 Daily Example	Utahn 4-14 Daily Example	Pony Express-Pacific 38-22 Daily Example
Lv San Pedro (P.T.)	3.20 SU 3.50 SU	10.30 SU 11.00 SU	8.00 SU 8.35 SU	4.25 SU 5.00 SU
Lv Anaheim	3.45 SU	10.55 SU	8.25 SU	4.55 SU
Lv Glendale	3.30 SU	10.50 SU	8.20 SU	4.45 SU
Lv Pasadena	4.10 SU	11.25 SU	8.55 SU	5.25 SU
Lv Los Angeles (P.T.)	5.00 SU	12.01 SU	9.30 SU	6.00 SU
Lv East Los Angeles	5.20 SU	12.25 SU	9.55 SU	6.25 SU
Lv Riverside	6.12 SU	1.30 SU	11.00 SU	7.40 SU
Lv San Bernardino	6.38 SU	1.55 SU	11.25 SU	8.15 SU
Lv Las Vegas	11.55 SU	8.05 SU	5.45 SU	4.05 MO
Lv Calliente (P.T.)	2.30 MO	10.55 SU	8.35 SU	7.25 SU
Lv Calliente (M.T.)	3.35 MO	12.10 SU	9.45 SU	8.40 SU
Lv Lund	3.00 MO	11.50 SU	10.55 MO	10.55 MO
Ar Cedar City (Bryce-Grand Canyon-Zion Nat. Parks-Cedar Breaks Kaibab Forest)	12.00 MO	5.10 MO	5.10 MO	12.00 MO
Lv Cedar City (Bryce-Grand Canyon-Zion Nat. Parks-Cedar Breaks Kaibab Forest)	8.45 SU	8.45 SU	8.45 SU	9.40 MO
Lv Lund	3.58 TU	3.58 TU	11.50 TU	10.55 MO
Lv Milford	2.45 TU	2.45 TU	12.35 MO	11.45 MO
Lv Salt Lake City	8.45 TU	6.40 TU	4.30 TU	4.45 TU
Lv Salt Lake City	9.00 TU	7.10 TU	4.50 TU	5.20 TU
Lv Ogden	5.40 TU	5.40 TU	6.05 TU	7.15 TU
Lv Ogden	5.40 TU	5.40 TU	6.05 TU	7.15 TU
Lv Evanston	11.12 TU	9.50 TU	8.05 TU	9.25 MO
Lv Green River	1.00 TU	11.53 TU	10.20 TU	12.25 TU
Lv Rock Springs	1.00 TU	11.53 TU	10.20 TU	12.25 TU
Lv Rawlins	3.14 TU	2.33 TU	1.03 TU	3.20 TU
Lv Laramie	5.08 TU	4.52 TU	3.25 TU	6.00 TU
Ar Cheyenne (M.T.)	6.20 TU	6.15 TU	4.50 TU	7.30 TU
Lv Cheyenne (M.T.)	6.30 TU	6.45 TU	5.35 TU	7.55 TU
Lv Sidney	7.57 TU	8.32 TU	8.15 TU	10.00 TU
Ar North Platte (M.T.)	9.37 TU	10.25 TU	11.15 MO	12.15 TU
Lv North Platte (C.T.)	10.40 MO	11.40 MO	12.30 TU	1.25 TU
Lv Kearney	2.25 TU	2.25 TU	3.22 TU	3.22 TU
Lv Grand Island	12.33 TU	2.03 TU	3.25 TU	4.32 TU
Lv Columbus	4.37 TU	5.41 TU	5.32 TU	6.43 TU
Lv Fremont	5.32 TU	6.43 TU	6.30 TU	7.50 TU
Ar Omaha	2.40 TU	4.35 TU	6.30 TU	7.50 TU
Lv Omaha C. & N. W.	2.50 TU	4.55 TU	8.30 TU	8.45 TU
Ar Chicago (C.T.)	10.45 TU	2.35 TU	7.30 TU	8.15 WE
Lv Chicago (CT) Penn.R.R.			6.30 TU	
Ar Washington (E.T.)			12.20 WE	
Lv Chicago (CT) Penn.R.R.			6.30 TU	
Ar N. Phla., Pa. (E.T.)			11.00 WE	
Ar New York (E.T.)			12.30 WE	
Lv Chicago (OT) N.Y.C.			6.15 TU	
Ar New York (E.T.)			12.15 WE	
Lv Omaha C. & N. W.			9.00 TU	
Ar Sioux City			12.01 TU	
Ar St. Paul			7.40 TU	
Ar Minneapolis (C.T.)			8.15 TU	

Equipment for Page 7

★ **NO. 104—Streamliner CITY OF LOS ANGELES—Daily—Extra Fare**
Cars to Chicago run via C. & N. W. east of Omaha.
Club Lounge Car @ Los Angeles to Chicago—(Barber, valet, bath, radio).
Standard Sleeping Cars... Los Angeles to Chicago—Drawing-rooms, Compts., Bedrooms, Roomettes, Sections (5 cars).
Reclining Seat Coaches... Los Angeles to Chicago—(all seats reserved).
Coach Lounge Car... Los Angeles to Chicago.
Dining Car... A la carte and club or table d'hote service.

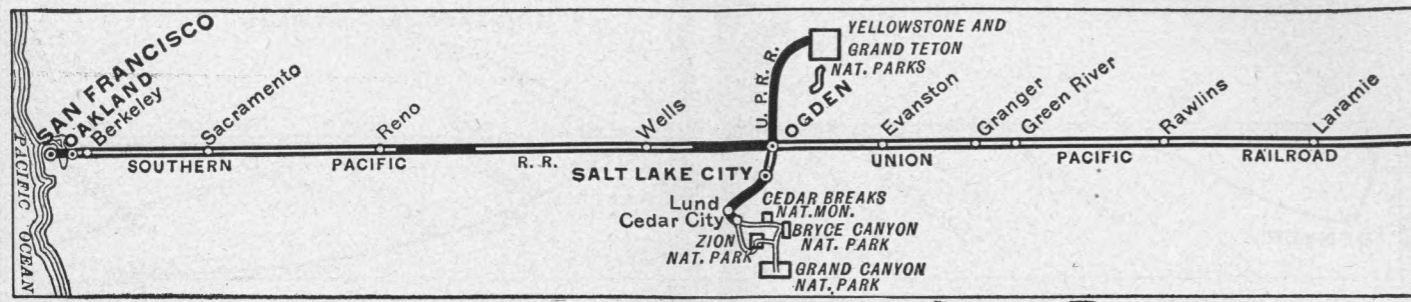
★ **NO. 2—LOS ANGELES LIMITED—DAILY—No Extra Fare**
Cars to Chicago and St. Paul-Minneapolis run via C. & N. W. east of Omaha.
Club Lounge Car @ Los Angeles to Chicago—(Barber, valet, radio).
Standard Sleeping Cars... Los Angeles to Chicago—2 Drawing-rooms, 4 Compartments, 4 Double Bedrooms.
Los Angeles to Chicago—6 Sec., 6 Rmte., 4 Dbl. Bdrm.
Los Angeles to Chicago—12 Sections, D.R. (2 cars).
Cedar City to Chicago—10 Sections, D.R., Compts. (Nos. 302-4 to Salt Lake City; summer season—first car June 10).
Los Angeles to New York—6 Sections, 6 Double Bedrooms (N.Y.C. No. 22 east of Chicago).
Los Angeles to Chicago—6 Sections, 6 Double Bedrooms (P.R.R. No. 2 east of Chicago).
Los Angeles to Washington—12 Sections, D.R. (P.R.R. No. 2 east of Chicago).
Los Angeles to St. Paul-Minneapolis—6 Sections, 6 Rmtes., 4 Dbl. Bdrms. (204-9-204 east of Omaha).
Reserved Seat Coaches... Los Angeles to Chicago (2 cars—reclining seats).
Dining Car... A la carte and club or table d'hote service.

★ **NO. 4-14—UTAHN—DAILY**
4 to Cheyenne; 14 to Chicago.
Cars to Chicago run via C. & N. W. east of Omaha.
Club Lounge Car Service @ Los Angeles to Cheyenne.
Standard Sleeping Cars... Los Angeles to Cheyenne—6 Sections, 6 Roomettes, 4 Double Bedrooms (No. 10 to St. Louis).
Los Angeles to Omaha—12 Sections, Drawing-room (occupancy until 7:30 a.m.).
Los Angeles to Cedar City—10 Sec., D.R. Compts. No. 301 to Cedar City; summer season—first car June 9).
Cedar City to Chicago—10 Sections, D.R. Compts. (No. 302 to Lund—No. 2 beyond Salt Lake City; summer season—first car June 10).
Reclining Seat Coaches... Los Angeles to Omaha (not reserved). Omaha to Chicago (not reserved). Los Angeles to Cheyenne (No. 10 to St. Louis—all seats reserved).
Dining Car... Los Angeles to North Platte—A la carte and club or table d'hote service.

★ **NO. 38-22—PONY EXPRESS—PACIFIC—DAILY**
38 to Ogden; 22 to Chicago. Cars to Chicago run via C. & N. W. east of Omaha.
Club Lounge Car Service @ Los Angeles to Chicago.
Standard Sleeping Cars... Los Angeles to Chicago—12 Sections, D.R. Los Angeles to Butte—10 Sections, 3 Double Bedrooms (No. 29 north of Salt Lake City).
Salt Lake City to Chicago—10 Sec., 3 Dbl. Bedrooms.
Los Angeles to Las Vegas—10 Sections, D.R., Compts.
Los Angeles to St. Paul-Minneapolis—12 Sections, D.R. (202-1-202 east of Omaha).
Reclining Seat Coaches... Los Angeles to Ogden (for Kansas City).
Dining Car... Los Angeles to Salt Lake City and Chicago. A la carte and club or table d'hote service.

Footnotes for Page 7

⊙ Club and lounge cars are for the exclusive use of standard sleeping car passengers. The City of Los Angeles has a lounge car for coach passengers.
□ Conditional stop; see Tables 1 or 3. (f) Stops only on signal.
♦ Motor bus connections with main line trains at East Los Angeles.
● Extra fare train; see tables 1 and 2. ★ Regularly assigned through cars air-conditioned.



NEW YORK, WASHINGTON, CHICAGO and ST. LOUIS to SAN FRANCISCO via Omaha

Table B Condensed Schedules All Trains Daily		Streamliner City of San Francisco 101 Daily Example	San Francisco Overland 27 Daily Example	Gold Coast 23 Daily Example
Lv New York (E.T.) N.Y.C.	Ar Chicago (C.T.)		11.30 SAT 3.20 SUN	
Lv New York (E.T.) Penn.R.R.	Lv N. Phila., Pa. (E.T.)		11.40 SAT 1.08 SUN 3.40 SUN	
Lv Washington (E.T.) B & O.	Ar Chicago (C.T.)			11.40 SAT 3.45 SUN
Lv Wash'gton (E.T.) Penn.R.R.	Ar Chicago (C.T.)			11.35 SAT 3.40 SUN
C. & N. W.				
Lv Chicago (C.T.)	Lv Clinton	Lv Cedar Rapids	Lv Council Bluffs	Ar Omaha
	7.30 SUN 9.42 " "	10.55 SUN	3.15 MON	8.00 SUN 10.25 SUN 11.46 SUN 5.10 MON 5.30 MON
C. & N. W.				
Lv Minneapolis	Lv St. Paul	Lv Sioux City	Ar Omaha	
	9.30 SUN 10.10 " "	6.05 " "		203-2-203 9.15 SUN 9.55 SUN 5.00 MON 8.35 SUN
Lv St. Louis (Wab.)	Ar Omaha			7.50 SUN 8.20 MON
Union Pacific				
Lv Omaha (C.T.)	" Fremont	" Columbus	" Grand Island	" Kearney
	7.16 " "	8.03 " "	9.48 " "	9.58 " "
Ar Cheyenne	Ar Cheyenne	" Laramie	" Rawlins	" Rock Springs
	9.58 " "	11.18 " "	1.05 " "	3.15 " "
Ar Green River	Lv Green River	Lv Evanston	Ar Ogden (M.T.)	
	3.20 " "	5.04 " "	6.35 MON	10.40 " "
Lv Salt Lake City (M.T.)				11.55 MON
Southern Pacific				
Lv Ogden (M.T.)	" Reno (P.T.)	" Truckee	Ar Sacramento	Ar Sacramento
	6.45 MON	2.27 TUE	6.55 " "	7.00 " "
Ar Berkeley	" Oakland (16th St.)	" Oakland Pier	Ar San Francisco (P.T.)	
	8.28 " "	8.38 " "	8.45 " "	9.15 TUE

Equipment for Page 8

★ **NO. 101—Streamliner CITY OF SAN FRANCISCO—Daily—Extra Fare**
Cars from Chicago run via C. & N. W. to Omaha; U. P. to Ogden; S. P. to San Francisco.

Club Car @ Chicago to San Francisco (Valet, radio).
Standard Sleeping Cars... Chicago to San Francisco—Drawing-rooms, Compts., Bedrooms, Roomettes, Sections (7 cars).
Reclining Seat Coaches... Chicago to San Francisco—(all seats reserved).
Coffee Shop Dining Car... A la carte and club or table d'hote service.
Main Dining Car... A la carte and club or table d'hote service.

★ NO. 27—SAN FRANCISCO OVERLAND—DAILY

Pullmans and reserved seat coaches, no extra fare, Chicago to San Francisco.
Cars from Chicago run via C. & N. W. to Omaha; U. P. to Ogden; S. P. to San Francisco.

Club Lounge Car @ Chicago to San Francisco (Barber, valet, radio).
Standard Sleeping Cars... New York to San Francisco—10 Sections, Drawing room, Compartments (P.R.R. No. 79 to Chicago).
New York to San Francisco—8 Sec., D.R., Compts. (N.Y.C. No. 59 to Chicago).
Chicago to San Francisco—2 Drawing-rooms, 4 Compartments, 4 Double Bedrooms.
Chicago to San Francisco—6 Sections, 6 Roomettes, 4 Double Bedrooms.
Salt Lake City to San Francisco—10 Sections, D. R., Compts. (No. 33 to Ogden).
Reclining Seat Coaches... Chicago and Omaha to San Francisco (3 cars—48 seats each—all reserved).
Dining Car... A la carte and club or table d'hote service.

★ NO. 23—GOLD COAST—DAILY

Cars from Chicago run via C. & N. W. to Omaha; U. P. to Ogden; S. P. to San Francisco.

Lounge Car @ Chicago to San Francisco.
Standard Sleeping Cars... Washington, D. C. to San Francisco—12 Sections, D. R. (P.R.R. No. 51-79 to Chicago).
Washington, D. C. to San Francisco—12 Sections, D. R. (B & O No. 7 to Chicago).
Chicago to San Francisco—12 Sections, D. R.
St. Louis via Omaha to San Francisco—12 Sections D. R. (Wab. 11 to Omaha).
Ogden to San Francisco—12 Sections, D.R. (from Kansas City and Denver).
Reclining Seat Coaches... Chicago to San Francisco.
Omaha to Ogden.
Dining Car... A la carte and club or table d'hote service.

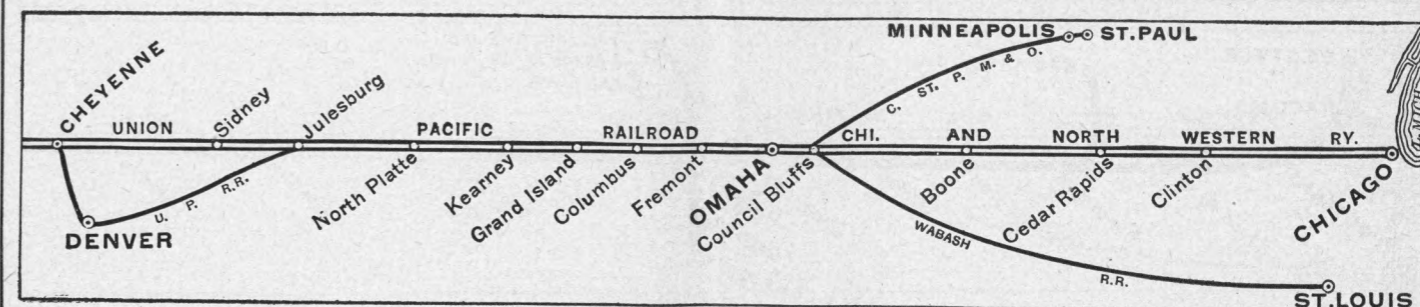
IMPORTANT NOTICE

Union Pacific trains operate on Pacific Standard Time in California, but California cities observe Daylight Saving Time which is one hour earlier than Standard Time.

Footnotes for Page 8

- Club and lounge cars are for the exclusive use of standard sleeping car passengers.
- Conditional stop; see Table 1.
- Extra fare train; see tables 1 and 2.
- Runs via Borie Cut-off; not via Cheyenne.
- (f) Stops only on signal.

- ★ Regularly assigned through cars air-conditioned.
- (E.T.) Eastern time. (C.T.) Central time. (M.T.) Mountain time. (P.T.) Pacific time.
- Time from 12:01 midnight to 12:00 noon shown in light face type.
- Time from 12.01 noon to 12.00 midnight shown in heavy face type.



SAN FRANCISCO to CHICAGO, ST. LOUIS, NEW YORK and WASHINGTON via Omaha

Table B Condensed Schedules All Trains Daily		Streamliner City of San Francisco 102 Daily Example	San Francisco Overland 28 Daily Example	Gold Coast 24 Daily Example
Southern Pacific				
Lv San Francisco (P.T.)	Ar Oakland Pier	Ar Oakland (16th St.)	Ar Berkeley	Ar Sacramento
	5.00 SUN	5.30 " "	5.45 " "	7.13 " "
Lv Sacramento	Lv Sacramento	Lv Truckee	Ar Reno (P.T.)	Ar Ogden (M.T.)
	7.18 " "	7.18 " "	11.52 SUN	9.40 MON
Union Pacific				
Ar Salt Lake City (M.T.)				
				8.00 MON
Lv Ogden (M.T.)	Ar Evanston	Ar Green River	Lv Green River	Ar Rock Springs
	9.55 MON	11.27 " "	1.05 " "	3.24 " "
Ar Laramie	Ar Cheyenne	Lv Cheyenne	Ar Sidney	Ar North Platte (M.T.)
	5.18 " "	6.30 " "	8.02 " "	9.45 " "
Ar North Platte (C.T.)	Ar Kearney	Ar Grand Island	Ar Columbus	Ar Fremont
	10.48 MON	12.36 TUE	2.50 TUE	9.40 MON
C. & N. W.				
Lv Omaha	Ar Council Bluffs	Ar Cedar Rapids	Ar Clinton	Ar Chicago (C.T.)
	3.00 TUE	7.05 " "	8.25 " "	10.45 TUE
Lv Omaha (Wab.)	Ar St. Louis			
				8.20 TUE 7.55 WED
C. & N. W.				
Lv Omaha	Ar Sioux City	Ar St. Paul	Ar Minneapolis (C.T.)	
	9.00 TUE	12.01 " "	7.40 " "	8.15 TUE
Lv Chicago (C.T.) N.Y.C.	Ar New York (E.T.)			
				6.15 TUE 12.15 WED
Lv Chicago (C.T.) Penn. R.R.	Ar N. Phila., Pa. (E.T.)	Ar New York (E.T.)		
				5.30 TUE 10.31 WED 12.00 WED
Lv Chicago (C.T.) B. & O.	Ar Washington (E.T.)			
				10.40 WED 7.30 THU
Lv Chicago (C.T.) Penn. R.R.	Ar Washington (E.T.)			
				11.30 WED 7.35 THU

Equipment for Page 9

★ **NO. 102—Streamliner CITY OF SAN FRANCISCO—Daily—Extra Fare**
Runs via S. P. to Ogden, and via C. & N. W. east of Omaha.
Club Car @ San Francisco to Chicago—(Valet, radio).
Standard Sleeping Cars... San Francisco to Chicago—Drawing-rooms, Compt., Bedrooms, Roomettes, Sections (7 cars).
Reclining Seat Coaches... San Francisco to Chicago—(all seats reserved).
Coffee Shop Dining Car... A la carte and club or table d'hote service.
Main Dining Car... A la carte and club or table d'hote service.

★ NO. 28—SAN FRANCISCO OVERLAND—DAILY

Pullman and reserved seat coaches, no extra fare, San Francisco to Chicago.
Runs via S. P. to Ogden, and via C. & N. W. east of Omaha.

Club Lounge Car @ San Francisco to Chicago (Barber, valet, radio).
Standard Sleeping Cars... San Francisco to New York—10 Sections, Drawing-room, Compartments (P.R.R. No. 42 east of Chicago).
San Francisco to New York—8 Sections, D. R., Compartments (N.Y.C. No. 22 east of Chicago).
San Francisco to Chicago—2 Drawing-rooms, 4 Compartments, 4 Double Bedrooms.
San Francisco to Chicago—6 Sections, 6 Roomettes, 4 Double Bedrooms.
San Francisco to St. Louis—6 Sections, 6 Roomettes, 4 Double Bedrooms (U.P.-Wab. 10 east of Cheyenne).
San Francisco to Salt Lake City—10 Sections, D. R., Compts. (No. 30 south of Ogden).
West Yellowstone to Chicago—10 Sections, D. R., Compts. (Nos. 36-12 to Green River; summer season—first car June 30).
Reclining Seat Coaches... San Francisco to Omaha and Chicago (3 cars—48 seats each—all reserved).
Dining Car... A la carte and club or table d'hote service.

★ NO. 24—GOLD COAST—DAILY

Runs via S. P. to Ogden, and via C. & N. W. east of Omaha.

Lounge Car @ San Francisco to Chicago.
Standard Sleeping Cars... San Francisco to Washington, D. C.—12 Sections, D. R. (P.R.R. No. 22-50 east of Chicago).
San Francisco to Washington, D. C.—12 Sections, D. R. (B. & O. No. 10-18 east of Chicago).
San Francisco to Chicago—12 Sections, D. R.
San Francisco to St. Louis via Omaha—12 Sections, D. R. (Wab. 14 east of Omaha).
San Francisco to Ogden—12 Sections, D. R. (for Denver and Kansas City).
Reclining Seat Coaches... San Francisco to Chicago.
Ogden to Omaha.
Dining Car... A la carte and club or table d'hote service.

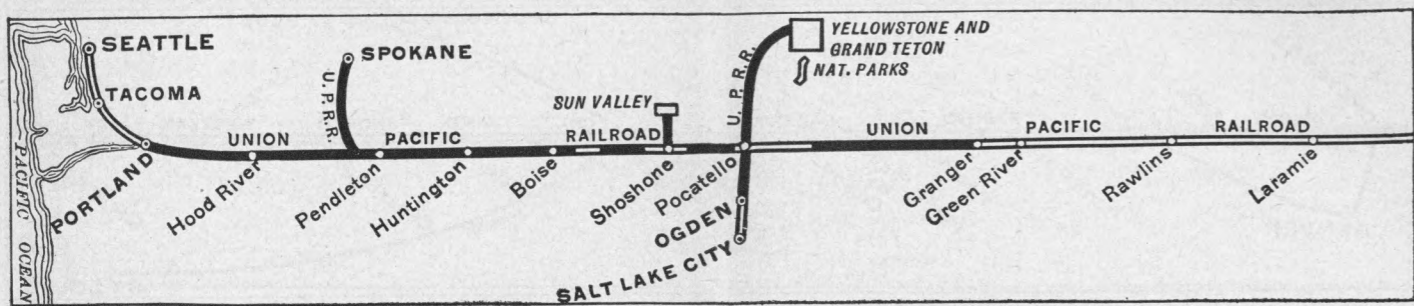
IMPORTANT NOTICE

Union Pacific trains operate on Pacific Standard Time in California, but California cities observe Daylight Saving Time which is one hour earlier than Standard Time.

Footnotes for Page 9

- Club and lounge cars are for the exclusive use of standard sleeping car passengers.
- Conditional stop; see Table 2.
- Runs via Borie cut-off; not via Cheyenne.
- Extra fare train; see tables 1 and 2.
- (f) Stops only on signal.

- ★ Regularly assigned through cars air-conditioned.
- (E.T.) Eastern Time (C.T.) Central Time (M.T.) Mountain Time (P.T.) Pacific Time.
- Time from 12:01 midnight to 12:00 noon shown in light face type.
- Time from 12.01 noon to 12.00 midnight shown in heavy face type.



CHICAGO to PORTLAND and SEATTLE via Omaha

Table C Condensed Schedules All Trains Daily	Streamliner City of Portland 105 Daily Example	Los Angeles Limited- Idahoan 1-3-11 Daily Example	Pacific- Portland Rose 21-17 Daily Example
C. & N. W.			
Lv Chicago	6.00 SUN	12.01 SUN	8.10 SUN
Ar Omaha (C.T.)	2.10 MON	9.00 SUN	8.00 MON
Union Pacific			
Lv Omaha (C.T.)	2.20 MON	9.25 SUN	8.30 MON
" Fremont			
" Columbus			
" Grand Island	4.21	12.08 MON	11.25
" Kearney			12.11
Ar North Platte (C.T.)	6.11	2.20	2.00
Lv North Platte (M.T.)	5.14	1.35	1.10
" Sidney	6.58	3.58	3.50
Ar Cheyenne	8.43	6.05	6.15
Lv Cheyenne	8.53	10.45	6.25
" Laramie	10.13	12.25	8.10
" Rawlins	12.01	2.45	10.50 MON
" Rock Springs		5.01	1.25 TUE
" Green River	2.20	6.00	3.15
" Kemmerer	f 3.28	7.24	5.00
" Montpelier	4.45	9.05	7.10
Ar Pocatello	6.30 MON	11.15 MON	9.45 TUE
Ar West Yellowstone		7.30 TUE	(Summer Season Only)
Lv West Yellowstone	(Summer Season Only)	7.30 MON	
Lv Pocatello	6.40 MON	11.40 MON	10.15 TUE
Ar Minidoka	f 7.36	12.50 TUE	11.35
Ar Shoshone	8.18 MON	1.42 TUE	12.35 TUE
Lv Shoshone	8.28 MON	1.55 TUE	12.45 TUE
Ar Sun Valley (Ketchum)	10.28 MON	3.55 TUE	2.45 TUE
Lv Sun Valley (Ketchum)	6.00 MON	11.30 MON	10.30 TUE
Ar Shoshone	8.00 MON	1.30 TUE	12.30 TUE
Lv Shoshone	8.18 MON	1.42 TUE	12.35 TUE
" Glens Ferry	9.10	3.10	2.00
" Boise	10.30	4.55	3.45
" Nampa	f 10.53	5.50	4.25
Ar Huntington (M.T.)	12.20 TUE	7.50	6.35
Lv Huntington (P.T.)	11.30 MON	7.05	5.50
" Baker	f 12.46	8.35	7.25
" La Grande	1.46	10.05	9.00
" Pendleton	3.55	12.35	12.10 WED
" Arlington		2.25	2.20
" The Dalles	6.10	3.50	4.00
" Hood River	f 6.38	4.27	4.40
Ar Portland (P.T.)	8.00 TUE	6.15 TUE	6.30 WED
Lv Portland	8.30 TUE	11.30 TUE	8.30 WED
Ar Tacoma	12.35	5.00 WED	12.35
Ar Seattle (P.T.)	2.00 TUE	6.45 WED	2.00 WED

Equipment for Page 10

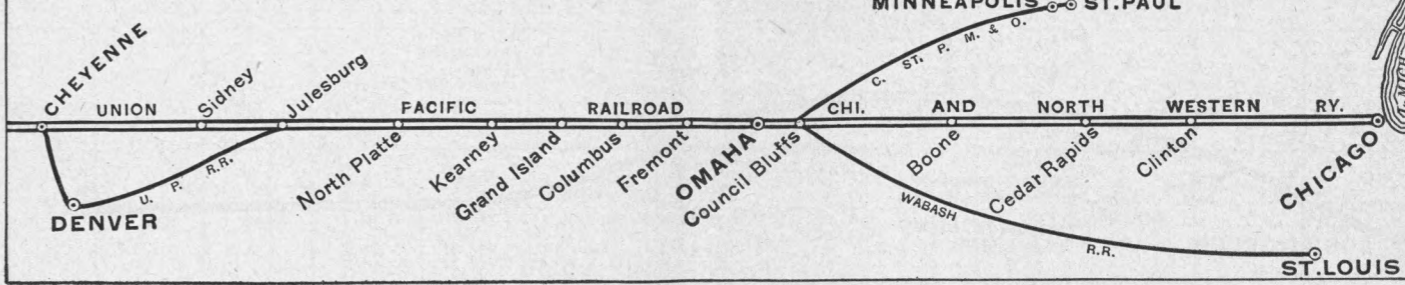
★ NO. 105—Streamliner CITY OF PORTLAND—DAILY—No Extra Fare
Cars from Chicago run via C. & N. W. to Omaha; thence U. P.
Club Lounge Car @.....Chicago to Portland (Barber, valet, bath, radio).
Standard Sleeping Cars.....Chicago to Portland—2 Drawing Rooms, 4 Compartments, 4 Double Bedrooms.
Chicago to Portland—6 Sections, 6 Roomettes, 4 Double Bedrooms (3 cars).
Reclining Seat Coaches.....Chicago to Portland—All seats reserved.
Coach Lounge Car.....Chicago to Portland.
Coffee Shop Dining Car.....A la carte and club or table d'hote service.
Main Dining Car.....A la carte and club or table d'hote service.

★ NO. 1-3-11—LOS ANGELES LIMITED—IDAHOAN—DAILY
C. & N. W. 1 to Omaha; U. P. 1 to Cheyenne; No. 3 to Green River; No. 11 to Portland.
Club Lounge Car Service @ Chicago to Portland.
Standard Sleeping Cars.....Chicago to Cheyenne—Drawing-rooms, Compartments, Bedrooms, Roomettes, Sections (for Los Angeles).
Chicago to West Yellowstone—10 Sections, D. R., Compts. No. 13 Omaha to Cheyenne; No. 35 beyond Pocatello; summer season—first car June 18).
Cheyenne to Portland—10 Sections, D. R., Compt. (No. 9 from St. Louis).
Pocatello to Portland—12 Sections, D. R. (No. 31 from Salt Lake City).
Pocatello to Boise—10 Sections, D. R., Compt. (No. 31 from Salt Lake City).
Reclining Seat Coaches.....Chicago to Cheyenne (No. 1 to Los Angeles—96 seats—all reserved).
Cheyenne to Portland (No. 9 from St. Louis—48 seats—all reserved).
Green River to Portland—(not reserved).
Pocatello to Portland—(No. 31 from Salt Lake City—48 seats—not reserved).
Dining Car.....A la carte and club or table d'hote service.

★ NO. 21-17—PACIFIC—PORTLAND ROSE—DAILY
No. 21 to Green River; No. 17 to Portland.
Cars from Chicago run via C. & N. W. to Omaha; thence U. P.
Club Lounge Car Service @ Chicago to Portland.
Standard Sleeping Cars.....Chicago to Portland—12 Sections, D. R. (No. 33 from Salt Lake City; No. 66 north of Pendleton).
Pocatello to Spokane—12 Sections, D. R. (No. 33 from Salt Lake City; No. 66 north of Pendleton).
Denver to Portland—10 Sections, 3 Double Bedrooms (No. 17 through from Denver).
Denver to Portland—10 Sections, 2 Drawing-rooms (Summer season—first car May 15).
Green River to Seattle—12 Sections, D. R. (No. 37-17 from Kansas City via Denver).
Reclining Seat Coaches.....Chicago to Portland.
Green River to Portland (No. 37-17 from Kansas City via Denver).
Denver to Spokane (No. 17 to Pendleton; No. 66 north of Pendleton).
Dining Car.....A la carte and club or table d'hote service.

Footnotes for Page 10

- Club and lounge cars are for the exclusive use of standard sleeping car passengers. The City of Portland has a lounge car for coach passengers.
- Conditional stop; see Table 1.
- Regularly assigned through cars air-conditioned.
- Motor Bus. This service is provided passengers arriving or departing Shoshone and holding through rail tickets to and from Ketchum and room reservations at Sun Valley.
- West Yellowstone, Montana, is gateway to Yellowstone National Park, Summer Season is about June 20 to September 10.
- Daily train No. 401.
- (C.T.) Central time. (M.T.) Mountain time. (P.T.) Pacific time.
- Time from 12.01 midnight to 12.00 noon shown in light face type. Time from 12.01 noon to 12.00 midnight shown in heavy face type.
- Daily train No. 457.



SEATTLE and PORTLAND to CHICAGO via Omaha

Table C Condensed Schedules All Trains Daily	Streamliner City of Portland 106 Daily Example	Idahoan- Utahn 12-4-14 Daily Example	Portland Rose- Pacific 18-22 Daily Example
Union Pacific			
Lv Seattle (P.T.)	12.25 SUN	11.30 SAT	4.00 SUN
" Tacoma	1.19	1.00 SUN	5.10
Ar Portland	4.35 SUN	6.45 SUN	8.45 SUN
Lv Portland	5.30 SUN	8.10 SUN	9.10 SUN
" Hood River	f 6.50	9.40	10.38
" The Dalles	7.20	10.20	11.15 SUN
" Arlington		11.30	12.19 MON
" Pendleton	9.43	1.30	2.25
" La Grande	11.59 SUN	4.00	5.10
" Baker	f 1.07 MON	5.15	6.30
Ar Huntington (P.T.)	2.25	6.40	7.55
Lv Huntington (M.T.)	3.35	7.50	9.05
" Nampa	f 5.14	9.55	11.20
" Boise	5.45	10.35 SUN	11.50
" Glens Ferry	6.55	12.30 MON	1.35
Ar Shoshone	7.50 MON	1.42 MON	2.50 MON
Lv Shoshone	8.00 MON	1.55 MON	3.00 MON
Ar Sun Valley (Ketchum)	10.00 MON	3.55 MON	5.00 MON
Lv Sun Valley (Ketchum)	5.45 MON	11.30 SUN	12.45 MON
Ar Shoshone	7.45 MON	1.30 MON	2.45 MON
Lv Shoshone	7.50 MON	1.42 MON	2.50 MON
Ar Minidoka	f 8.34	2.42	3.50
Ar Pocatello	9.30 MON	3.55 MON	5.05 MON
Ar West Yellowstone	Summer Season Only	7.30 TUE	
Lv West Yellowstone	7.30 SUN	Summer Season Only	
Lv Pocatello	9.40 MON	4.20 MON	5.30 MON
" Montpelier	11.30	6.45	8.10
" Kemmerer	f 12.47	8.26	9.50 MON
" Green River	2.10	10.20	12.25 TUE
" Rock Springs		10.39	12.45
" Rawlins	4.24	1.03	3.20
" Laramie	6.15	3.25	6.00
Ar Cheyenne	7.25	4.50	7.30
Lv Cheyenne	7.35 MON	5.35	7.55 TUE
" Sidney	8.58	8.15	10.00
Ar North Platte (M.T.)	10.35	11.15 MON	12.15
Lv North Platte (C.T.)	11.38 MON	12.30 TUE	1.25
" Kearney		2.25	3.22
" Grand Island	1.25 TUE	3.25	4.32
" Columbus		4.37	f 5.41
" Fremont		5.32	f 6.43
Ar Omaha	3.25 TUE	6.30 TUE	7.50 TUE
C. & N. W.			
Lv Omaha	3.35 TUE	8.30 TUE	8.45 TUE
Ar Chicago (C.T.)	11.50 TUE	7.30 TUE	8.15 WED

Equipment for Page 11

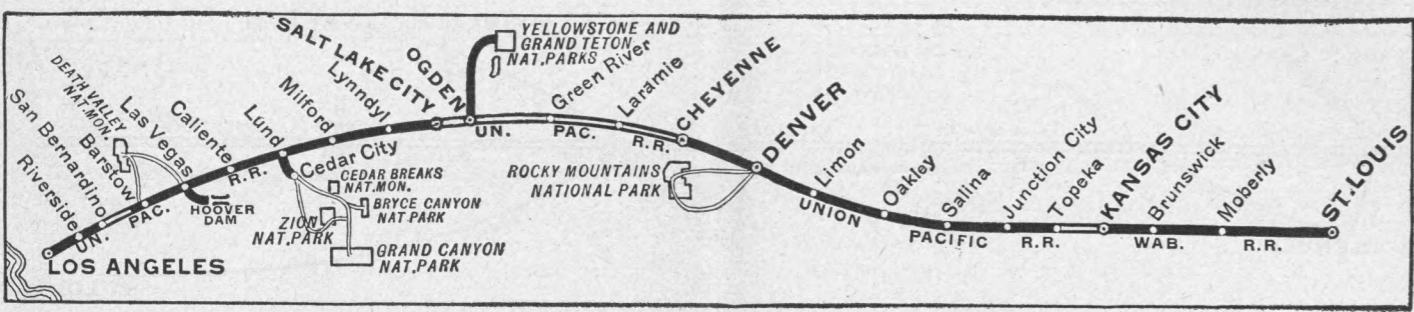
★ NO. 106—Streamliner CITY OF PORTLAND—DAILY—No Extra Fare
Cars to Chicago run via C. & N. W. east of Omaha.
Arrive Chicago via C. & N. W. Ry.
Club Lounge Car @.....Portland to Chicago (Barber, valet, bath, radio).
Standard Sleeping Cars.....Portland to Chicago—2 Drawing Rooms, 4 Compartments, 4 Double Bedrooms.
Portland to Chicago—6 Sections, 6 Roomettes, 4 Double Bedrooms (3 cars).
Reclining Seat Coaches.....Portland to Chicago—All seats reserved.
Coach Lounge Car.....Portland to Chicago.
Coffee Shop Dining Car.....A la carte and club or table d'hote service.
Main Dining Car.....A la carte and club or table d'hote service.

★ NO. 12-4-14—IDAHOAN—UTAHN—DAILY
No. 12 to Green River; No. 4 to Cheyenne; No. 14 to Omaha; C & N. W. 14 to Chicago.
Club Lounge Car Service @ Portland to Cheyenne.
Standard Sleeping Cars.....Portland to Cheyenne—10 Sections, D. R., Compt. (U.P.-Wab. 10 to St. Louis).
Portland to Salt Lake City—12 Sections, D. R. (No. 32 south of Pocatello).
Green River to Omaha—12 Sections, Drawing-room (No. 4 from Los Angeles—occupancy until 7:30 a.m.).
West Yellowstone to Chicago—10 Sections, D. R., Compts. (No. 36 to Pocatello; summer season—first car June 20).
Boise to Salt Lake City—10 Sections, D. R., Compt. (No. 32 south of Pocatello).
Reclining Seat Coaches.....Portland to Cheyenne (U.P.-Wab. 10 to St. Louis—48 seats—all reserved).
Portland to Green River (not reserved).
Green River to Omaha (No. 4 from Los Angeles—not reserved).
Omaha to Chicago.
Portland to Salt Lake City (No. 32 south of Pocatello—48 seats—not reserved).
Dining Car.....A la carte and club or table d'hote service.

★ NO. 18-22—PORTLAND ROSE—PACIFIC—DAILY
No. 18 to Green River; No. 22 to Chicago.
Cars to Chicago run via C. & N. W. east of Omaha.
Club Lounge Car Service @ Portland to Chicago.
Standard Sleeping Cars.....Portland to Chicago—12 Sections, D. R. (No. 33 from Spokane; No. 34 south of Pocatello).
Portland to Denver—10 Sections, 3 Double Bedrooms (No. 18 through to Denver).
Portland to Denver—10 Sections, 2 Drawing-rooms (Summer season—first car May 17).
Seattle to Denver—12 Sections, D. R. (No. 18-38 through to Kansas City).
Reclining Seat Coaches.....Portland to Chicago.
Portland to Denver (No. 18-38 through to Kansas City).
Pendleton to Denver (No. 65 from Spokane; No. 18 through to Denver).
Dining Car.....A la carte and club or table d'hote service.

Footnotes for Page 11

- Club and lounge cars are for the exclusive use of standard sleeping car passengers. The City of Portland has a lounge car for coach passengers.
- Motor bus. This service is provided passengers arriving or departing Shoshone and holding through rail tickets to and from Ketchum and room reservations at Sun Valley.
- West Yellowstone, Montana, is gateway to Yellowstone National Park, Summer Season is about June 20 to September 10.
- Conditional stop; see Table 2.
- Daily train No. 408.
- Regularly assigned through cars air-conditioned.
- (C.T.) Central time. (M.T.) Mountain time. (P.T.) Pacific time.
- Time from 12.01 noon to 12.00 midnight shown in heavy face type.
- Daily train No. 402.
- Daily train No. 458.



ST. LOUIS-KANSAS CITY-LOS ANGELES via Denver

Table No. D Condensed Schedules All Trains Daily. Includes columns for Pony Express, Streamliner, and Utah-Streamliner with departure and arrival times for various routes.

Footnotes for Page 12

Club and lounge cars are for the exclusive use of standard sleeping car passengers. Regularly assigned through cars air-conditioned. (f) Stops only on signal.

IMPORTANT NOTICE

Union Pacific trains operate on Pacific Standard Time in California, but California cities observe Daylight Saving Time which is one hour earlier than Standard Time.

Equipment for Page 12

★ NO. 9-3-Streamliner CITY OF ST. LOUIS-UTAH-DAILY. Wabash 9 to Kansas City; No. 9 to Cheyenne; No. 3 to Los Angeles. Club Lounge Car, Standard Sleeping Cars, Dining Car.

★ NO. 37-PONY EXPRESS-DAILY. Club Lounge Car, Standard Sleeping Cars, Dining Car. Denver to Los Angeles, Kansas City to Los Angeles, Denver to Salt Lake City, Denver to Salt Lake City.

★ NO. 4-10-UTAH-Streamliner-CITY OF ST. LOUIS-DAILY. No. 4 to Cheyenne; No. 10 to Kansas City; Wabash 10 to St. Louis. Club Lounge Car, Standard Sleeping Cars, Dining Car.

★ NO. 38-PONY EXPRESS-DAILY. Club Lounge Car, Standard Sleeping Cars, Dining Car. Los Angeles to Denver, Los Angeles to Kansas City, Los Angeles to Las Vegas, Los Angeles to Ogden, Los Angeles to Butte, Salt Lake City to Denver, Ogden to Denver.

ST. LOUIS-KANSAS CITY-SAN FRANCISCO via Denver

Table E Condensed Schedules All Trains Daily. Includes columns for Pony Express, Streamliner, and Gold Coast with departure and arrival times for various routes.

Equipment for Page 13

★ NO. 9-3-27-Streamliner-CITY OF ST. LOUIS-UTAH-SAN FRANCISCO OVERLAND-DAILY. Wabash 9 to Kansas City; 9 to Cheyenne; 3 to Ogden; S. P. 27 to San Francisco. Club Lounge Car Service, Standard Sleeping Cars, Dining Car.

★ NO. 37-23-PONY EXPRESS-GOLD COAST-DAILY. No. 37 to Ogden; S. P. No. 23 to San Francisco. Lounge Car Service, Standard Sleeping Cars, Dining Car, Reclining Seat Coach.

★ NO. 23-10-SAN FRANCISCO OVERLAND-Streamliner-CITY OF ST. LOUIS-DAILY. S. P. 28 to Ogden; 28 to Cheyenne; 10 to Kansas City; Wabash 10 to St. Louis. Club Lounge Car Service, Standard Sleeping Cars, Dining Car.

★ NO. 24-38-GOLD COAST-PONY EXPRESS-DAILY. S. P. No. 24 to Ogden; No. 38 to Kansas City. Lounge Car Service, Standard Sleeping Cars, Dining Car, Reclining Seat Coach.

Footnotes for Page 13

Club and lounge cars are for the exclusive use of standard sleeping car passengers. (C.T.) Central Time. (M.T.) Mountain time. (P.T.) Pacific time. Time from 12.01 noon to 12.00 midnight shown in heavy face type.

ST. LOUIS—KANSAS CITY—PORTLAND—SEATTLE via Denver

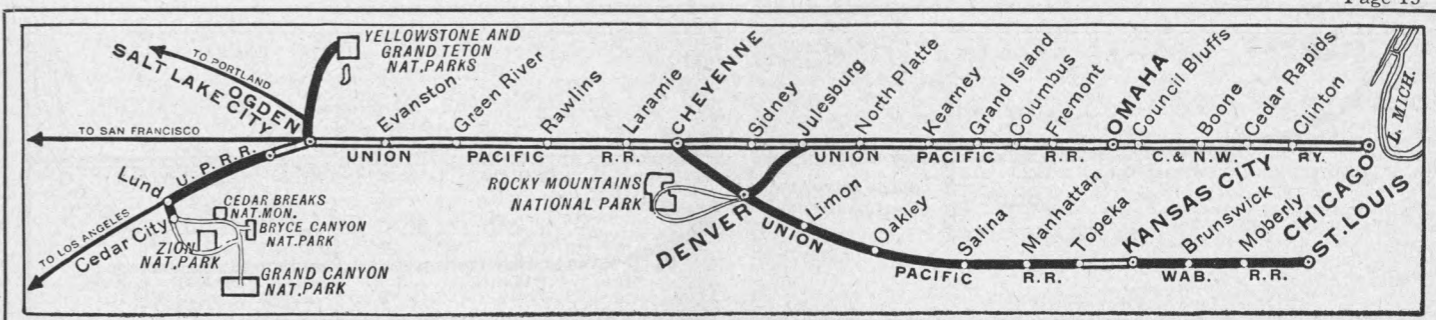
Table F: Condensed Schedules All Trains Daily. Includes routes for Pony Express-Portland Rose, Streamliner City of St. L., Idahoan-Streamliner City of St. L., and Portland Rose-Pony Express. Lists departure and arrival times for various stations including St. Louis, Kansas City, Denver, Cheyenne, and Portland.

Equipment for Page 14

★ NO. 9-3-11—Streamliner CITY OF ST. LOUIS—IDAHOAN—DAILY. ★ NO. 12-4-10—IDAHOAN—Streamliner CITY OF ST. LOUIS—DAILY. ★ NO. 18-38—PORTLAND ROSE—PONY EXPRESS—DAILY. ★ NO. 37-17—PONY EXPRESS—PORTLAND ROSE—DAILY. Details equipment and service for each train.

Footnotes for Page 14

★ Regularly assigned through cars air conditioned. ☐ Conditional stop; see Table 24. ☉ Club and lounge cars are for the exclusive use of standard sleeping car passengers.



CHICAGO—MINNEAPOLIS—OMAHA—DENVER

Table G: Condensed Schedules All Trains Daily. Includes routes for National Parks Special, Streamliner City of Denver, and Columbine. Lists departure and arrival times for Chicago, Minneapolis, Omaha, and Denver.

Equipment for Table G

★ NO. 111—Streamliner CITY OF DENVER—DAILY. ★ NO. 1-53—COLUMBINE—DAILY. ★ NO. 112—Streamliner CITY OF DENVER—DAILY. ★ NO. 54—COLUMBINE—DAILY. Details equipment and service for each train.

ST. LOUIS—KANSAS CITY—DENVER—SALT LAKE CITY

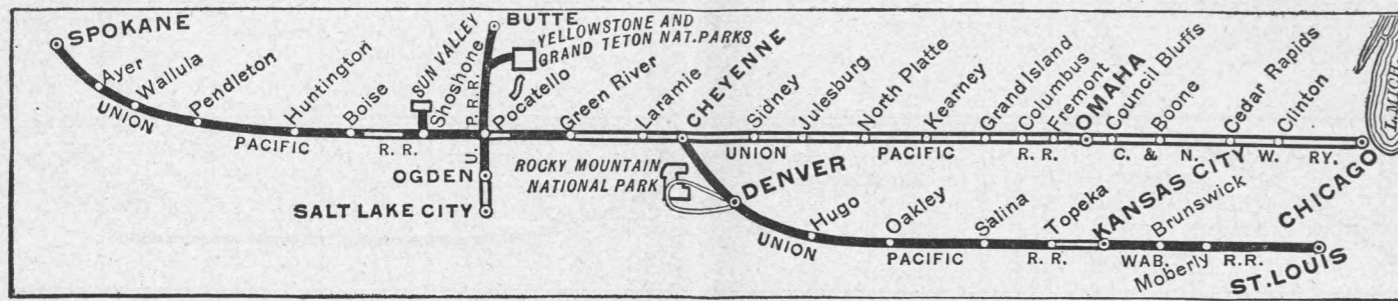
Table H: All Trains Daily. For Complete Schedules See Table 17. Includes routes for Pony Express, City of St. Louis-Utah, and Utah-City of St. Louis. Lists departure and arrival times for St. Louis, Kansas City, Denver, and Salt Lake City.

Equipment for Table H

★ NO. 9-3—Streamliner CITY OF ST. LOUIS—UTAHN—DAILY. ★ NO. 37—PONY EXPRESS—DAILY. ★ NO. 4-10—UTAHN—Streamliner CITY OF ST. LOUIS—DAILY. ★ NO. 38—PONY EXPRESS—DAILY. Details equipment and service for each train.

Footnotes for Page 15

☉ Club and lounge cars are for the exclusive use of standard sleeping car passengers. ★ Regularly assigned through cars air-conditioned. ☐ Conditional stop; see Tables 1 or 17. (f) Stops only on signal. ♦ During summer season, National Parks Special No. 15 will arrive Denver 7.30 a. m.



CHICAGO — OMAHA — SPOKANE

No. 105 - Bus Example	No. 21-17-66 Example	Table K Condensed Schedules All Trains Daily		No. 65-18-22 Example	Bus No. 106 Example
6.00 SUN	8.10 SUN	Ar Chicago (C.T.) C. & N. W.	Ar	8.15 WED	11.50 TUE
2.20 MON	8.30 MON	Lv Omaha (Union Pacific)	Lv	7.50 TUE	3.25 " "
6.11 " "	2.00 " "	Lv North Platte (C.T.)	Lv	1.25 " "	11.38 TUE
5.14 " "	1.10 " "	Lv North Platte (M.T.)	Lv	12.15 " "	10.35 MON
8.53 " "	6.25 MON	Lv Cheyenne	Lv	7.55 TUE	7.35 " "
6.40 " "	10.15 TUE	Lv Pocatello	Lv	5.30 MON	9.40 " "
10.30 MON	3.45 " "	Lv Boise	Lv	11.50 " "	5.45 " "
12.20 TUE	6.35 " "	Lv Huntington (M.T.)	Lv	9.05 " "	9.05 " "
11.30 MON	5.50 " "	Lv Huntington (P.T.)	Lv	7.55 " "	2.25 MON
3.50 TUE	11.40 TUE	Lv Pendleton	Lv	2.25 " "	9.43 SUN
9.00 TUE	12.30 WED	Lv Pendleton	Lv	1.30 MON	9.30 SUN
	3.10 WED	Lv Wallula	Lv	11.30 SUN	
	8.05 WED	Ar Yakima	Lv	7.10 SUN	
10.32 TUE	5.30 WED	Ar Walla Walla	Lv	9.45 SUN	7.56 SUN
	4.55 WED	Ar Ayer	Lv	10.00 SUN	
4.05 TUE	8.25 WED	Ar Lewiston	Lv	6.20 SUN	4.20 SUN
	9.15 WED	Ar Moscow	Lv	5.45 SUN	
3.35 TUE	7.40 WED	Ar Spokane (P.T.)	Lv	7.40 SUN	2.15 SUN

★ NO. 21-17-66—PACIFIC—DAILY

No. 21 to Green River; No. 17 to Pendleton; No. 66 to Spokane.
 Club Lounge Car Service @ Chicago to Pendleton.
 Standard Sleeping Cars... Chicago to Pendleton—12 Sections, D.R. (for Portland).
 Pocatello to Spokane—12 Sections, D.R. (No. 33 from Salt Lake City).
 Reclining Seat Coaches... Chicago to Pendleton (for Portland); Green River to Spokane (No. 17 from Denver).
 Dining Car... A la carte and club or table d'hote service.

★ NO. 65-18-22—PACIFIC—PORTLAND ROSE—DAILY

No. 65 to Pendleton; No. 18 to Green River; No. 22 to Chicago.
 Club Lounge Car Service @ Pendleton to Chicago.
 Standard Sleeping Cars... Pendleton to Chicago—12 Sec., D.R. (from Portland).
 Spokane to Pocatello—12 Sections, D.R. (No. 34 to Salt Lake City).
 Reclining Seat Coaches... Spokane to Green River (No. 18 to Denver); Pendleton to Chicago (from Portland).
 Dining Car... A la carte and club or table d'hote service.

★ NO. 106—Streamliner CITY OF PORTLAND—DAILY

Bus to Pendleton; No. 106 to Chicago.
 Club Lounge Car @ Pendleton to Chicago (Barber, valet, bath, radio).
 Standard Sleeping Cars... Pendleton to Chicago—Drawing-rooms, Compts., Bedrooms, Roomettes, Sections.
 Reclining Seat Coaches... Pendleton to Chicago—(all seats reserved).
 Coach Lounge Car... Pendleton to Chicago.
 Coffee Shop Dining Car... A la carte and club or table d'hote service.
 Dining Car... A la carte and club or table d'hote service.

Equipment for Table K

★ NO. 105—Streamliner CITY OF PORTLAND—DAILY
 No. 105 to Pendleton; Bus to Spokane.
 Club Lounge Car @ Chicago to Pendleton (Barber, valet, bath, radio).
 Standard Sleeping Cars... Chicago to Pendleton—Drawing rooms, Compts., Bedrooms, Roomettes, Sections.
 Reclining Seat Coaches... Chicago to Pendleton—(all seats reserved).
 Coach Lounge Car... Chicago to Pendleton.
 Coffee Shop Dining Car... A la carte and club or table d'hote service.
 Dining Car... A la carte and club or table d'hote service.

ST. LOUIS — KANSAS CITY — SPOKANE

No. 37-17-66 Example	Table L Condensed Schedules All Trains Daily		No. 65-18-38 Example
4.00 SUN	Lv St. Louis (C.T.) Wabash	Ar	7.30 WED
9.00 " "	Lv Kansas City	Ar	11.55 TUE
11.30 SUN	Lv Kansas City (Union Pacific)	Ar	11.50 " "
5.05 MON	Lv Denver (M.T.)	Ar	8.10 TUE
10.15 TUE	Lv Pocatello	Lv	5.30 MON
11.40 TUE	Lv Pendleton (P.T.)	Lv	2.25 " "
12.30 WED	Lv Pendleton	Lv	1.30 " "
2.25 " "	Lv Umatilla	Lv	12.20 MON
3.10 WED	Ar Wallula	Lv	11.30 SUN
8.05 WED	Ar Yakima	Lv	7.10 SUN
5.30 " "	Ar Walla Walla	Lv	9.45 " "
3.30 " "	Lv Wallula	Ar	11.10 " "
4.55 " "	Ar Ayer	Lv	10.00 " "
8.25 " "	Ar Lewiston	Lv	6.20 " "
9.15 " "	Ar Moscow	Lv	5.45 " "
4.55 " "	Lv Ayer	Ar	10.00 " "
7.06 " "	Lv Cheney	Lv	8.04 " "
7.40 WED	Ar Spokane (P.T.)	Lv	7.40 SUN

Equipment for Table L

★ NO. 37-17-66—PONY EXPRESS—PORTLAND ROSE—DAILY
 No. 37 to Denver; No. 17 to Pendleton; No. 66 to Spokane.
 Club Lounge Car @ Green River to Pendleton.
 Standard Sleeping Cars... Denver to Pendleton—10 Sections, 3 Double Bedrooms (to Portland).
 Kansas City to Pendleton—12 Sec., D.R. (for Seattle).
 Pocatello to Spokane—12 Sections, D.R. (No. 33 from Salt Lake City).
 Kansas City to Denver—12 Sec., D.R. (to Los Angeles).
 Reclining Seat Coaches... Kansas City to Pendleton; Denver to Spokane.
 Dining Car... A la carte and club or table d'hote service.

★ NO. 65-18-38—PORTLAND ROSE—PONY EXPRESS—DAILY

No. 65 to Pendleton; No. 18 to Denver; No. 38 to Kansas City.
 Club Lounge Car @ Pendleton to Green River.
 Standard Sleeping Cars... Spokane to Pocatello—12 Sec., D.R. (No. 34 to Salt Lake City).
 Pendleton to Denver—10 Sec., 3 Double Bedrooms (from Portland).
 Pendleton to Kans. City—12 Sec., D.R. (from Seattle).
 Denver to Kansas City—12 Sec., D.R. (from Los Angs).
 Reclining Seat Coaches... Spokane to Denver.
 Dining Car... A la carte and club or table d'hote service.

Footnotes for Page 16

⊗ Club and lounge cars are for the exclusive use of standard sleeping car passengers.
 ★ Regularly assigned through cars air-conditioned.
 † Via Overland Greyhound Bus north of Pendleton.
 (C.T.) Central time. (M.T.) Mountain time. (P.T.) Pacific time.
 Time from 12.01 midnight to 12.00 noon shown in light face type.
 Time from 12.01 noon to 12.00 midnight shown in heavy face type.

CHICAGO — ST. LOUIS — KANSAS CITY — WEST YELLOWSTONE — VICTOR

No. 1-9-3-11-35-55 Example	Table O (Summer Season Δ) All Trains Daily		No. 56-36-12-28-10 Example	
12.01 SUN	Lv Chicago (C.T.) C. & N. W.	Ar	1.00 TUE	
9.00 SUN	Ar Omaha	Lv	3.40 " "	
9.25 SUN	Lv Omaha (Union Pacific)	Lv	3.05 TUE	
6.05 MON	Lv Cheyenne (M.T.)	Ar	5.25 MON	
4.00 SUN	Lv St. Louis (C.T.) (Wab.)	Ar	1.00 TUE	
9.00 " "	Ar Kansas City	Lv	8.00 " "	
9.30 SUN	Lv Kansas City	Lv	7.45 TUE	
7.40 MON	Lv Denver (M.T.)	Lv	7.55 MON	
7.55 " "	Lv Denver	Lv	7.40 " "	
10.20 MON	Ar Cheyenne	Lv	5.30 MON	
10.45 MON	Lv Cheyenne (M.T.)	Ar	5.10 MON	
5.25 " "	Ar Green River	Lv	10.40 " "	
6.00 " "	Lv Green River	Lv	9.50 " "	
11.15 MON	Ar Pocatello	Lv	4.20 " "	
No. 45	1.55 TUE	Lv Pocatello	Ar	1.40 " "
2.30 " "	Lv Blackfoot	Lv	12.50 " "	
3.25 " "	Lv Idaho Falls	Lv	12.05 MON	
5.00 TUE	Ar Ashton	Lv	10.15 SUN	
7.30 TUE	Ar Ashton	Lv	3.10 SUN	
9.10 " "	5.15 TUE	Lv Ashton	Ar	10.00 SUN
11.05 TUE	7.00 TUE	Ar Victor	Lv	8.15 SUN
	7.30 TUE	Ar W. Yellowstone (M.T.)	Lv	7.30 SUN

★ NO. 1-13-3-11-35-55 (LOS ANGELES LIMITED—YEL'STONE SPECIAL

★ NO. 9-3-11-35-55 —DAILY
 C. & N. W. No. 1 Chicago to Omaha; No. 13 to Cheyenne; No. 9 St. Louis to Cheyenne (Wabash east of Kansas City); No. 3 to Green River; No. 11 to Pocatello; No. 35 to Ashton and West Yellowstone; No. 55 Ashton to Victor.

Club Lounge Car Service @ Chicago and St. Louis to Pocatello.
 Standard Sleeping Car... Chicago to West Yellowstone—10 Sec., D.R., Compts. St. Louis to W. Yellowstone—Sections and rooms (requires car to car change after leaving Cheyenne).
 Coaches... Chicago to Cheyenne; St. Louis to Pocatello; Pocatello to West Yellowstone and Victor (all seats reserved from Chicago and St. Louis to Pocatello).
 Dining Car... A la carte and club or table d'hote service.

★ NO. 56-36-12-10-28—YEL'STONE SPEC.—SAN FRAN. OV'LAND—Daily

No. 56 Victor to Ashton; No. 36 W. Yellowstone and Ashton to Pocatello; No. 12 to Green River; No. 28 to Chicago; No. 10 Cheyenne to St. Louis. C. & N. W. east of Omaha; Wabash east of Kansas City.

Club Lounge Car Service @ Pocatello to St. Louis and Chicago.
 Standard Sleeping Cars... W. Yellowstone to Chicago—10 Sec., D.R., Compts. West Yellowstone to St. Louis—Sections and rooms. (requires car to car change after leaving Pocatello).
 Coaches... Victor and W. Yellowstone to Pocatello; Pocatello to Cheyenne and St. Louis; Cheyenne to Chicago (all seats reserved east of Pocatello).
 Dining Car... A la carte and club or table d'hote service.

LOS ANGELES — SALT LAKE CITY — WEST YELLOWSTONE — BUTTE

Yellowstone Special 38-29 35-55 Example	Northwest Special 33 Example	Butte Special 38-29 Example	Table R Condensed Schedules All Trains Daily		Butte Special 30-37 Example	Northwest Special 34-3 Example	Yellowstone Special 56-36 30-37 Example
6.00 SU	6.00 SU	6.00 SU	Lv Los Angeles (P.T.)	Ar	7.15 TU	4.00 MO	7.15 TU
6.25 " "	6.25 " "	6.25 " "	Ar East Los Angeles	Ar	6.40 " "	3.40 " "	6.40 " "
7.40 " "	7.40 " "	7.40 " "	Ar Riverside	Ar	5.05 " "	2.35 " "	5.05 " "
8.05 " "	8.05 " "	8.05 " "	Ar San Bernardino	Lv	4.35 " "	2.10 " "	4.35 " "
8.15 " "	8.15 " "	8.15 " "	Ar San Bernardino	Ar	4.25 " "	2.05 " "	4.25 " "
10.35 MO	10.35 MO	10.35 MO	Ar Barstow	Ar	2.05 TU	11.59 " "	2.05 TU
3.45 MO	3.45 MO	3.45 MO	Ar Las Vegas	Lv	8.45 MO	8.10 " "	8.45 MO
4.05 " "	4.05 " "	4.05 " "	Ar Las Vegas	Ar	8.25 " "	7.55 " "	8.25 " "
7.25 " "	7.25 " "	7.25 " "	Ar Caliente (P.T.)	Lv	5.05 " "	5.10 " "	5.05 " "
8.40 " "	8.40 " "	8.40 " "	Lv Caliente (M.T.)	Ar	5.50 " "	6.00 " "	5.50 " "
10.55 " "	10.55 " "	10.55 " "	Lv Lund	Ar	3.30 " "	3.58 " "	3.30 " "
11.35 " "	11.35 " "	11.35 " "	Ar Milford	Lv	2.40 " "	3.15 " "	2.40 " "
11.45 " "	11.45 " "	11.45 " "	Ar Milford	Ar	2.30 " "	3.05 " "	2.30 " "
1.35 " "	1.35 " "	1.35 " "	Ar Lynndyl	Lv	12.25 " "	1.37 " "	12.25 " "
1.45 " "	1.45 " "	1.45 " "	Lv Lynndyl	Lv	12.15 " "	1.35 MO	12.15 " "
4.45 " "	4.45 " "	4.45 " "	Ar Salt Lake City	Lv	9.10 " "	11.20 SU	9.10 " "
8.00 " "	11.55 SU	8.00 " "	Ar Salt Lake City (MT)	Ar	8.00 " "	10.15 " "	8.00 " "
9.05 " "	12.55 MO	9.05 " "	Ar Ogden	Lv	7.00 " "	9.15 " "	7.00 " "
9.35 MO	1.25 " "	9.35 MO	Ar Ogden	Lv	6.35 " "	8.55 " "	6.35 " "
1.10 TU	5.05 " "	1.10 TU	Ar Pocatello	Lv	3.15 " "	5.35 " "	3.15 " "
1.55 " "	5.40 " "	1.40 TU	Ar Pocatello	Lv	2.40 " "	4.55 " "	1.40 " "
2.30 " "	6.25 " "	2.23 TU	Lv Blackfoot	Lv	1.57 " "	4.10 " "	12.50 MO
3.15 TU	7.25 MO	3.15 TU	Ar Idaho Falls	Lv	1.10 MO	3.25 SU	12.05 MO
3.25 TU	7.30 MO		Lv Idaho Falls	Ar	3.10 SU	11.50 SU	
4.27 " "	8.35 " "		Ar St. Anthony	Lv	1.58 " "	10.39 " "	
5.00 TU	9.05 " "		Ar Ashton	Lv	1.35 " "	10.15 SU	
5.15 TU	No. 45		Lv Ashton	Ar	1.30 " "	10.00 SU	
7.00 TU	9.10 " "		Ar Victor	Lv	11.40 SU	8.15 SU	
7.30 TU	11.05 MO		Ar West Yellowstone	Lv		7.30 SU	
7.25 MO		3.15 TU	Lv Idaho Falls	Ar	1.10 MO	3.25 SU	
8.44 " "		4.32 TU	Lv Dubois	Lv	11.45 SU	1.25 " "	
9.05 " "		4.53 " "	Lv Spencer	Lv	11.22 " "	1.25 " "	
10.05 " "		5.55 " "	Ar Lima	Lv	10.30 " "	12.30 " "	
10.15 " "		6.05 " "	Lv Lima	Ar	10.15 " "	12.15 " "	
10.52 " "		6.47 " "	Lv Armstead	Lv	9.33 " "	11.35 " "	
11.50 " "		7.23 " "	Lv Dillon	Lv	8.58 " "	10.57 " "	
12.39 " "		8.10 " "	Lv Melrose	Lv	8.03 " "	10.05 " "	
1.40 " "		9.10 " "	Ar Silver Bow	Lv	7.05 " "	9.10 " "	
2.00 MO		9.30 TU	Ar Butte (M.T.)	Lv	6.45 SU	8.50 SU	

Footnotes for Page 17

⊗ Club and lounge cars are for the exclusive use of standard sleeping car passengers
 ★ Regularly assigned through cars air-conditioned.
 † First car leaves Chicago June 18; West Yellowstone June 20.
 Operates only during Yellowstone Park season, about June 20 to September 10.
 Nos. 45 and 46 run between Idaho Falls and Victor during fall and winter season.
 Meal stop. (f) Stops only on signal.
 (C.T.) Central time. (M.T.) Mountain time. (P.T.) Pacific time.
 Time from 12.01 midnight to 12.00 noon shown in light face type.
 Time from 12.01 noon to 12.00 midnight shown in heavy face type.

Equipment for Table R

★ NO. 38-29—PONY EXPRESS—BUTTE SPECIAL—DAILY
 No. 38 to Salt Lake City; No. 29 to Butte.
 Club Lounge Car @ Los Angeles to Salt Lake City.
 Standard Sleeping Cars... Los Angeles to Butte—10 Sections, 3 Double Bedrms. Salt Lake City to Butte—12 Sections, D.R.
 Reclining Seat Coaches... Los Angeles to Salt Lake City; Salt Lake City to Butte.
 Dining Car... A la carte and club or table d'hote service.

★ NO. 33—NORTHWEST SPECIAL—DAILY—Salt Lake City to Butte.
 Standard Sleeping Car... Salt Lake City to Pocatello—12 Sections, D.R. (No. 17-66 Pocatello to Spokane—open 9:30 p.m.).
 Reclining Seat Coaches... Salt Lake City to Butte.
 Salt Lake City to Victor (No. 45 beyond Idaho Falls).

★ NO. 38-29-35-55—PONY EXPRESS—YEL'STONE SPECIAL—DAILY
 No. 38 to Salt Lake City; No. 29 to Butte; No. 35 Pocatello to Ashton and West Yellowstone; No. 55 Ashton to Victor.
 (Summer Season—first car from Salt Lake City June 19).

Club Lounge Car @ Los Angeles to Salt Lake City.
 Standard Sleeping Cars... Los Angeles to Butte—10 Sections, 3 Double Bedrooms. Salt Lake City to Butte—12 Sections, D.R. Salt Lake City to West Yellowstone—6 Compts., 3 D.R. Salt Lake City to West Yellowstone—14 Sections.
 Reclining Seat Coaches... Los Angeles to Salt Lake City; Salt Lake City to Butte. Pocatello to West Yellowstone and Victor.
 Dining Car... A la carte and club or table d'hote service.

★ NO. 30-37—BUTTE SPECIAL—PONY EXPRESS—DAILY
 No. 30 to Salt Lake City; No. 37 to Los Angeles.
 Club Lounge Car @ Salt Lake City to Los Angeles.
 Standard Sleeping Cars... Butte to Los Angeles—10 Sec., 3 Double Bedrooms. Butte to Salt Lake City—12 Sections, D.R.
 Reclining Seat Coaches... Butte to Salt Lake City. Salt Lake City to Los Angeles.
 Dining Car... Butte to Pocatello; Salt Lake City to Los Angeles.

★ NO. 34-3—NORTHWEST SPECIAL—DAILY
 No. 34 to Salt Lake City; No. 3 to Los Angeles.
 Standard Sleeping Cars... Pocatello to Salt Lake City—12 Sec., D.R. (No. 65-18 from Spokane).
 Salt Lake City to Los Angeles—Drawing-room, Bedrooms, Roomettes, Sections.
 Reclining Seat Coaches... Butte to Salt Lake City. Victor to Salt Lake City (No. 46 to Idaho Falls).
 Salt Lake City to Los Angeles.
 Dining Car... Pocatello to Ogden; Salt Lake City to Los Angeles.

★ NO. 56-36-30-37—YEL'STONE SPECIAL—PONY EXPRESS—DAILY
 No. 56 Victor to Ashton; No. 36 W. Yellowstone and Ashton to Pocatello; No. 30 to Salt Lake City; No. 37 to Los Angeles.
 (Summer Season—first car from West Yellowstone June 20).

Club Lounge Car @ Salt Lake City to Los Angeles.
 Standard Sleeping Cars... Butte to Los Angeles—10 Sections, 3 Double Bedrooms. Butte to Salt Lake City—12 Sections, D.R. West Yellowstone to Salt Lake City—14 Sections. West Yellowstone to Salt Lake City—6 Compts., 3 D.R.
 Reclining Seat Coaches... Victor and W. Yellowstone to Pocatello; Pocatello to Salt Lake City; Salt Lake City to Los Angeles.
 Dining Car... Butte to Pocatello; Salt Lake City to Los Angeles.

SALT LAKE CITY — BOISE — PENDLETON — SPOKANE

Table T Condensed Schedules All Trains Daily. Includes routes to Ogden, Pocatello, Sun Valley, Shoshone, and Spokane.

Equipment for Table T. NO. 33-17-66—NORTHWEST SPECIAL—PORTLAND ROSE—DAILY. NO. 65-18-34—PORTLAND ROSE—NORTHWEST SPECIAL—DAILY.

Los Angeles — Salt Lake City — Sun Valley

Table V Condensed Schedules All Trains Daily. S.V. Bus-18-34-3 Example. Includes routes to Los Angeles and Sun Valley.

Equipment for Table V. NO. 38-33-17-S.V. BUS—PONY EXPRESS—NORTHWEST SPECIAL—PORTLAND ROSE—SUN VALLEY BUS. NO. 38-33-17-S.V. BUS—NO. 18-34-3—SUN VALLEY BUS—PORTLAND ROSE—NORTHWEST SPECIAL—UTAHN.

NOTE—For Chicago and St. Louis—Sun Valley Service see Table C, pages 10 and 11, and Table F, page 14.

SALT LAKE CITY — BOISE — PORTLAND — SEATTLE

Table U Condensed Schedules All Trains Daily. Includes routes to Ogden, Pocatello, Sun Valley, Shoshone, and Seattle.

Equipment for Table U. NO. 31-11-401—IDAHOAN—DAILY. NO. 31 to Pocatello; No. 11 to Portland; No. 401 to Seattle.

NO. 33-17-457—NORTHWEST SPECIAL—PORTLAND ROSE—DAILY. NO. 33 to Pocatello; No. 17 to Portland; No. 457 to Seattle.

NO. 458-18-34—PORTLAND ROSE—NORTHWEST SPECIAL—DAILY. NO. 458 to Portland; No. 18 to Pocatello; No. 34 to Salt Lake City.

NO. 402-12-32—IDAHOAN—DAILY. NO. 402 to Portland; No. 12 to Pocatello; No. 32 to Salt Lake City.

Footnotes for Page 18. Club and lounge cars are for the exclusive use of standard sleeping car passengers.

PORTLAND — WALLA WALLA — YAKIMA — LEWISTON — SPOKANE

Table W All Trains Daily—(Pacific Time). Includes routes to Hood River, The Dalles, Arlington, Umatilla, Wallula, Walla Walla, Yakima, and Spokane.

NO. 20—SPOKANE—DAILY. Standard Sleeping Cars... Portland to Spokane—8 Sections, Buffet Lounge.

NO. 19—SPOKANE—DAILY. Standard Sleeping Cars... Spokane to Portland—8 Sections, Buffet Lounge.

Spokane, San Francisco and Los Angeles

Table X All Trains Daily (Pacific Time). Includes routes to Spokane, Wallula, Portland, Sacramento, and Los Angeles.

Seattle, San Francisco and Los Angeles

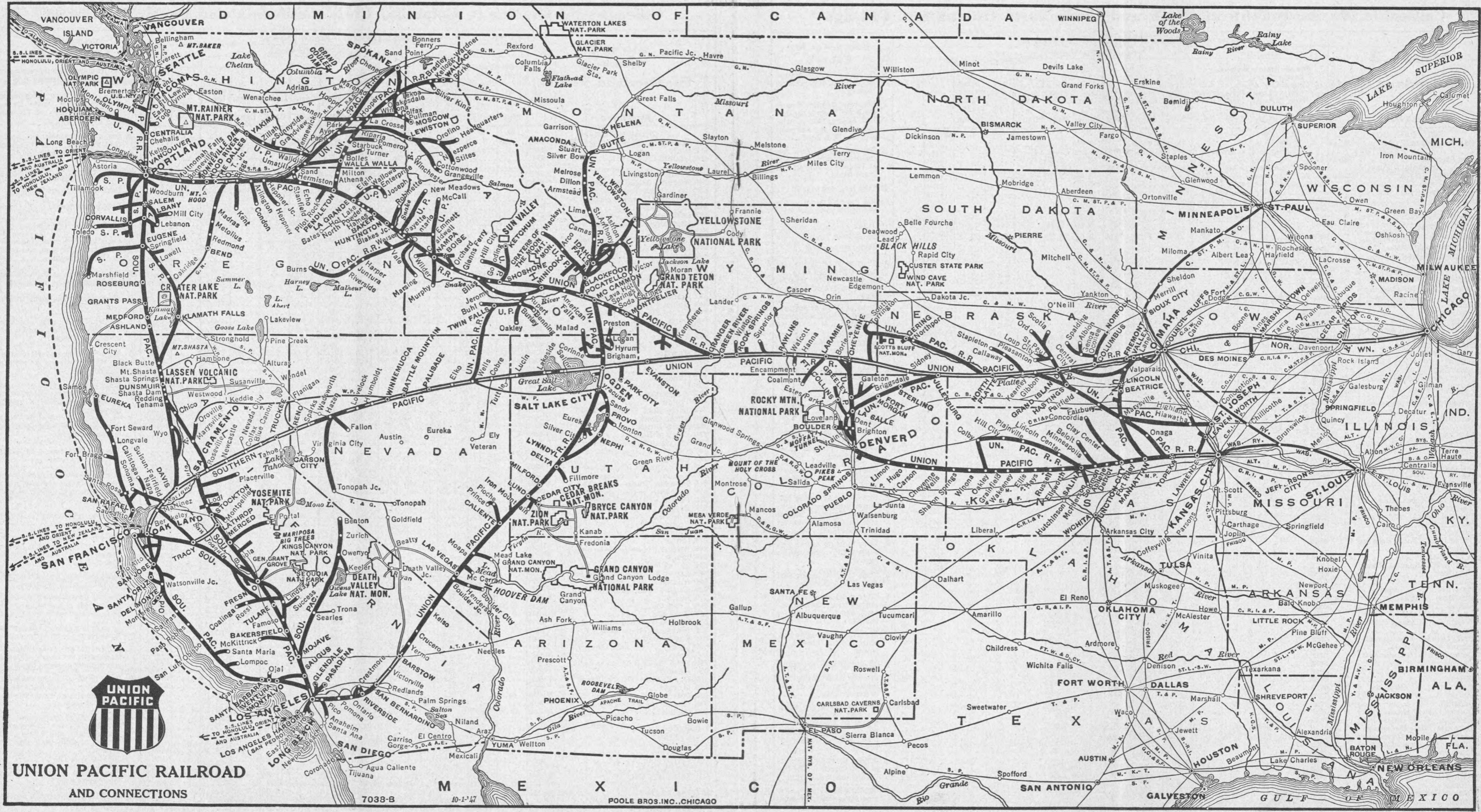
Table Y All Trains Daily (Pacific Time). Includes routes to Seattle, Tacoma, Portland, Sacramento, and Los Angeles.

PORTLAND, TACOMA AND SEATTLE

Table Z All Trains Daily. Includes routes to Vancouver, Kelso-Longview, Chehalis, Centralia, Tacoma, and Seattle.

NO. 458—DAILY. NO. 407—DAILY. NO. 408—DAILY. NO. 459—DAILY. NO. 460—DAILY. Includes descriptions of services and equipment.

Equipment for Tables Y and Z. NO. 401—DAILY. NO. 402—DAILY. NO. 457—DAILY. Includes descriptions of services and equipment.



UNION PACIFIC RAILROAD
AND CONNECTIONS

7038-B 10-1-47 POOLE BROS. INC. CHICAGO

California, Pacific Northwest, Utah and Colorado to Omaha and Chicago

Table No. 2 The Overland Route EASTBOUND—Read Down From Pacific Coast. Includes routes from San Francisco, Los Angeles, Salt Lake City, and Ogden to Omaha and Chicago.

Footnotes for Table 2. Carries only coaches for passengers; no dining car or sleeping car. Utah No. 4 carries through coach and sleeping car from Los Angeles for Omaha...

California, Pacific Northwest, Utah and Colorado to Omaha and Chicago

Table No. 2 (Continued) The Overland Route EASTBOUND—Read Down From Pacific Coast. Includes routes from San Francisco, Los Angeles, Salt Lake City, and Ogden to Omaha and Chicago, with detailed fare information.

Extra Fare Trains. Extra fare tickets will not be sold on the "City of Los Angeles" and the "City of San Francisco" unless space has been reserved...

NOTE: There is bus line connection at Kimball, to and from Harrisburg, Gering and Scottsbluff, Nebr.

Between Chicago, Omaha, Denver, Ogden, Salt Lake City and Los Angeles

Table No. 3 The Overland Route. WESTBOUND—Read Down and EASTBOUND—Read Up. Includes columns for Pacific-Pony Express, Utahn Limited, Los Angeles Limited, Stream-liner City of Los Angeles, and Pony Express Pacific. Lists cities from Chicago to Los Angeles with departure and arrival times.

Footnotes for Table 3

- Stops only to take or let off paying passengers to or from Omaha or beyond.
Nos. 1 and 2, and 103 and 104, do not operate into Ogden Union station.
Motor bus between Lund and Cedar City.
Motor Bus connections with main line trains at East Los Angeles.
Via Borie Cut-off; not via Cheyenne.
Stops only on signal.
Stops to let off or take on paying passengers for the Utah parks.
Stops to take paying passengers for Los Angeles.
Stops to take paying passengers from Cedar City destined to Omaha or beyond.
Stops to let off paying passengers from Los Angeles; and to take for Salt Lake City or beyond.
See Tables 24 and 30 for service between St. Louis, Kansas City, Denver and Cheyenne.
Stops to take paying passengers for Salt Lake City or beyond.
Stops to let off or take on paying passengers.
Stops to let off paying passengers from Salt Lake City or beyond.
Mileage shown on mile posts is from Council Bluffs. See last paragraph under General Information, page 2.
Time from 12:01 midnight to 12:00 noon shown in light face type.
Time from 12:01 noon to 12:00 midnight shown in heavy face type.

IMPORTANT NOTICE

Union Pacific trains operate on Pacific Standard Time in California, but California cities observe Daylight Saving Time which is one hour earlier than Standard Time.

For equipment, see pages 6 to 12, inclusive.

Between Chicago, Omaha, Denver, Ogden, Salt Lake City and Los Angeles

Table No. 3 (Continued) The Overland Route. WESTBOUND—Read Down and EASTBOUND—Read Up. Includes columns for Pony Express, Utahn Limited, Los Angeles Limited, Stream-liner City of L.A., and Pony Express. Lists cities from Salt Lake City to Los Angeles with departure and arrival times.

See tables 7, 8 and 9 on this page, for more complete motor bus schedules to and from East Los Angeles.

Salt Lake City — Provo — Lyndyl

Table No. 4 Mountain Time. Motor Bus Daily. Lists routes between Salt Lake City, Provo, and Lyndyl with departure and arrival times.

Salt Lake City — Smelter

Table No. 5 Mountain Time. Motor Bus Daily. Lists routes between Salt Lake City and Smelter with departure and arrival times.

Tintic — Mammoth — Silver City — Eureka

Table No. 6 Mountain Time. Motor Bus Daily. Lists routes between Tintic, Mammoth, Silver City, and Eureka with departure and arrival times.

Daily except Sundays and holidays. Local freight with combination coach-baggage car. This trip is made only when there are passengers to be carried. Trains 301 and 302 operate only during summer season, about June 1 to September 25.

East Los Angeles — Pasadena — Glendale

Table No. 7 Pacific Time. Motor Bus Daily. Lists routes between East Los Angeles, Pasadena, and Glendale with departure and arrival times.

East Los Angeles — Long Beach — San Pedro

Table No. 8 Pacific Time. Motor Bus Daily. Lists routes between East Los Angeles, Long Beach, and San Pedro with departure and arrival times.

East Los Angeles — Whittier — Anaheim

Table No. 9 Pacific Time. Motor Bus Daily. Lists routes between East Los Angeles, Whittier, and Anaheim with departure and arrival times.

Las Vegas — Boulder City — Hoover Dam

Table No. 10 Pacific Time. Motor Bus Daily. Lists routes between Las Vegas, Boulder City, and Hoover Dam with departure and arrival times.

Union Pacific Stages Motor Buses operated over public highways. See also section of General Information, page 2, for optional rail-motor bus ticketing arrangement.

For equipment, see pages 6 to 12 inclusive.

For explanation of reference marks in table 3, see page 26.

Between Chicago, Omaha, Denver, Ogden and San Francisco

Table No. 14 The Overland Route. WESTBOUND—Read Down and EASTBOUND—Read Up. Includes routes for C. & N. W., Union Pacific, and Southern Pacific.

Footnotes for Page 28

- (f) Stops only on signal.
Via Borie Cut-off; not via Cheyenne.
A See tables 24 and 30 for service between St. Louis, Kansas City, Denver and Cheyenne.
K Stops to let off paying passengers from Ogden or beyond.
O Stops to let off paying passengers from points beyond Ogden; also to take for Colfax or beyond.
U Stops to take paying passengers for points beyond Ogden; also to let off from Colfax or beyond.
See table 31 for service between Ogden and Salt Lake City.
No local passengers carried between San Francisco and San Jose.
Leaves and arrives from Market Street station.
Leaves and arrives from Third Street station.
Mileage shown on mile posts is from Council Bluffs. See General Information, page 2.

IMPORTANT NOTICE

Union Pacific trains operate on Pacific Standard Time in California, but California cities observe Daylight Saving Time which is one hour earlier than Standard Time.

San Francisco, Sacramento and Los Angeles (Via Southern Pacific)

Table No. 15 Pacific Time and Table No. 16 Pacific Time. Includes routes for San Francisco, Sacramento, and Los Angeles via various lines.

For equipment, see pages 8 to 13, inclusive.

Between Chicago, Omaha and Denver

Table No. 17 The Overland Route. WESTBOUND—Read Down and EASTBOUND—Read Up. Includes routes for Union Pacific and The Overland Route.

Denver—La Salle—Ft. Collins

Table No. 18 (Mountain Time). Includes routes for Denver, La Salle, and Ft. Collins.

Footnotes for Page 29

- Omaha-Denver sleeping car is carried to North Platte in No. 1, thence in No. 53 to Denver; returns in No. 54 to Omaha. Coaches run through to Denver in No. 53 westbound, and through to Omaha in No. 54 eastbound.
During summer season, National Parks Special No. 15 will arrive Denver 7.30 a.m.
Daily. (f) Stops only on signal. Mixed passenger train.
Stops to take on paying passengers for scheduled stops in Colorado.
Regular service only during Park summer season.
Stops to let off paying passengers from C. & N. W. stations east of Council Bluffs; also to take on paying passengers for Denver.
Yellow Cab Co., between La Salle and Greeley meets all trains. Arrange in advance with La Salle agent.
Stops to let off paying passengers from stations in Colorado.
Stops to let off paying passengers from Denver; also to take paying passengers for Chicago.
Stops to take paying passengers for east of La Salle.
Stops to take or let off paying passengers (reservations required either in Pullman car or coach).
National Parks Special, No. 16-2 eastbound, and No. 1-15 westbound will be in service only during summer season beginning June 19 from Chicago.
Mileage shown on mile posts is from Council Bluffs. For explanation see General Information, page 2.
Time from 12:01 midnight to 12:00 noon is in light face type.
Time from 12:01 noon to 12:00 midnight shown in heavy face type.
Where no time shown, trains do not stop, except as indicated by reference marks.

Do You Know About Our Prepaid Ticket Order Plan?

- We have a plan whereby you may purchase, at your railroad station, an order for railroad service, to be used by a member of your family, or any other person you may designate, at some distant station.
This service offers a particularly safe and convenient way of providing tickets and other railroad service to students returning home at holiday and vacation time.
These prepaid orders may include railroad tickets, sleeping and parlor car tickets, and cash for meals and other incidentals. Your railroad agent will handle them for you—by telegraph if necessary—and they will be delivered without service charge to any person you may specify, in the United States or Canada.

UNION PACIFIC RAILROAD

For equipment, see pages 6 and 15.

Between Chicago, Omaha and Spokane, Portland, Tacoma and Seattle

Table No. 20 The Overland Route. WESTBOUND-Read Down and EASTBOUND-Read Up. Includes routes for Chicago, Omaha, St. Paul, Omaha, Cheyenne, St. Louis, Kansas City, Denver, Cheyenne, Green River, Granger, Opal, Kemmerer, Fossil, Nugget, Beckwith, Cokeville, Pegram, Dingle, Montpelier, Georgetown, Soda Springs, Alexander, Talmage, Bancroft, Pebble, Blaser, Lava Hot Springs, Topaz, McCammon, Onyx, Inkom, Pocatello, W. Yellowstone, Salt Lake City, Pocatello, Shoshone, Sun Valley, Boise, Nampa, Caldwell, Notus, Parma, Nyssa, Arcadia, Ontario, Payette, Weiser, Olds Ferry, and Huntington.

Footnotes for Pages 30 and 31

Motor bus. This service is provided passengers arriving or departing Shoshone and holding through rail tickets to and from Ketchum and room reservations at Sun Valley. Through sleeping car daily to and from West Yellowstone during park summer season. Connecting Sleeping Car service to and from West Yellowstone during park summer season. Runs via Borie Cut-off, not via Cheyenne. Daily. Stops only on signal. Daily except Sunday. Stops to let off paying passengers from Tacoma and beyond; also to take on for Vancouver and beyond. Stops to let off paying passengers from Portland or beyond; also to take for Pocatello or beyond. Stops to take paying passengers for Tacoma or beyond, and to let off from Portland or beyond. Stops to take on paying passengers for Cheyenne and beyond; also to let off from Pendleton and beyond. Stops to take on paying passengers for Umatilla and beyond. No. 407 stops at East Olympia to let off paying passengers for Olympia that come from Portland or beyond. Bus to Olympia will be operated when passengers are reported. Stops to take paying passengers for Vancouver and south and to let off from points north of Seattle. Stops to take on or let off paying passengers. Stops to let off paying passengers from Wallula and beyond. Stops to let off paying passengers from Pocatello or beyond. Stops to take on paying passengers for Pocatello or beyond. Stops to take paying passengers for Seattle and beyond, and to let off from Tacoma and beyond. Stops to take paying passengers for Tacoma and beyond. Stops to take paying passengers for Ogden, Cheyenne or beyond; also to let off from Pendleton and beyond. Stops to let off paying passengers from Vancouver and beyond, and to take for Tacoma and Seattle. Stops to let off paying passengers from Portland and beyond on Tuesdays only.

(Continued on next page)

For equipment, see pages 10, 11, 14 and 18.

Between Chicago, Omaha and Spokane, Portland, Tacoma and Seattle

Table No. 20 (Continued) The Overland Route. WESTBOUND-Read Down and EASTBOUND-Read Up. Includes routes for Huntington, Durkee, Pleasant Valley, Baker, Haines, North Powder, Telocaset, Union Jct., Hot Lake, La Grande, Kamela, Meacham, Duncan, Gibbon, Cayuse, Pendleton, Walla Walla, Spokane, Pendleton, Rieth, Echo, Stanfield, Hermiston, Umatilla, Spokane, Umatilla, Ordance, Boardman, Heppner, Arlington, Bialock, Rufus, Biggs, Celilo, The Dalles, The Dalles, Mosier, Hood River, Cascade Locks, Bonneville, Multnomah Falls, Bridal Veil, Rooster Rock, Troutdale, and Portland.

Footnotes for Pages 30 and 31

(Continued from page 30) Stops on flag on Sundays only. Stops to let off paying passengers from Tacoma or beyond; also to take for Portland or beyond. For service between St. Louis, Kansas City, Denver and Cheyenne, see tables 24 and 30. Stops to let off paying passengers from Ogden, Cheyenne, and beyond; also to take for Pendleton and beyond. Stops to let off paying passengers from Vancouver and beyond and to take on for points beyond Seattle. Stops to take paying passengers for south of Tacoma. Via North Puyallup. Via Puyallup. Stops to take on paying passengers for Portland and beyond. Stops to let off paying passengers from Pendleton or beyond. Trains 407, 408, 457 and 458 carry passengers to and from East Olympia and Portland and Seattle. Bus service is only between East Olympia and Olympia, and operates daily to and from U. P. station at Olympia. Bus will handle only hand baggage for passengers. Union Pacific rail tickets to or from certain stations (consult agent) are honored on Grays Harbor lines buses operating over public highway only through towns where time is shown.

Between Portland, Tacoma and Seattle

Table No. 20 Continued Pacific Time. All tickets over these lines are interchangeable and will be good on any train. Includes routes for Portland, Vancouver, Ridgefield, Woodland, Kalama, Kelso-Longview, Castle Rock, Vader, Winlock, Napavine, Chehalis, Centralia, Bucoda, Tenino, Olympia, Olympia, Nisqually, Steilacoom, Tacoma, Tacoma, Puyallup, North Puyallup, Summer, Auburn, Kent, and Seattle.

Portland-Chehalis-Centralia-Hoquiam

Table No. 21 (Pacific Time). Motor Bus routes between Portland, Chehalis, Centralia, and Hoquiam.

Portland-Seattle-Tacoma-Olympia

Table No. 22 (Pacific Time). Motor Bus routes between Portland, Seattle, Tacoma, and Olympia.

For equipment, see pages 10, 11, 14 and 18.

For explanation of reference marks, see page 30.

Between St. Louis, Kansas City, Topeka, Salina and Denver

Table No. 24 The Overland Route. Table No. 25 Kansas City - Junction City - Concordia. Table No. 26 Kansas City - Salina - Solomon - Beloit. Table No. 27 Kansas City - Salina - McPherson. Table No. 28 Kansas City - Salina - Plainville - Oakley. Includes columns for Motor, Passenger, Pony Express, and Stream-liner with various time and distance data.

For equipment see pages 12 to 18, inclusive. For explanation of reference marks see, page 33.

Between Denver, Cheyenne and Salt Lake City

Table No. 30 The Overland Route (Mountain Time). Table No. 31 (Mountain Time). Table No. 32 (Mountain Time). Table No. 33 (Mountain Time). Table No. 34 (Mountain Time). Includes columns for City of St. Louis, Pony Express, and various time and distance data.

Distance between Denver and Salt Lake City via Borie is 613 miles; via Cheyenne is 625 miles.

Between Ogden and Salt Lake City

Table No. 31 (Mountain Time). Table No. 32 (Mountain Time). Table No. 33 (Mountain Time). Table No. 34 (Mountain Time). Includes columns for Ogden, Echo, Coalville, Park City, Laramie, and Saratoga & Encampment Valley R. R. Co. with time and distance data.

Footnotes for Pages 32 and 33

- NOTE - See table 20 for detail schedules to Pacific Northwest. NOTE - See table 14 for detail schedules to San Francisco. NOTE - See table 3 for detail schedules to Los Angeles. Local freight; carries combination coach-baggage car for passengers. Will stop to take or let off paying passengers holding coach or sleeping car reservations. Stops to let off paying passengers from Denver and beyond; also to take for Topeka, and for Kansas City and beyond. Stops to take paying passengers for Denver and beyond. Stops to let off paying passengers from west of Ogden or from Pocatello. Stops to take on paying passengers for east of La Salle. Stops to let off paying passengers from Kansas City and beyond, and from Topeka; also to take for Denver and beyond. Stops to take on or let off paying passengers. Stops to let off paying passengers for points on the Solomon-Beloit branch; also to take for Denver and beyond. Stops to let off paying passengers from Denver and beyond; also to take for Topeka, and for Kansas City and beyond. Stops to take paying passengers for Cheyenne and beyond. Stops to let off paying passengers from west of Ogden or from Pocatello. Stops to take on paying passengers from Kansas City or beyond; also to take for Denver or beyond. Stops to let off paying passengers from Denver or beyond; also to take for Salina and east thereof where train stops. Stops to let off paying passengers from Cheyenne and beyond. Conditional stop; see tables 1 and 2. Stops to take on paying passengers for beyond Pocatello.

For equipment, see pages 12 to 18, inclusive.

Between Salt Lake City, Ogden, Pocatello, West Yellowstone and Butte

Table No. 36 The Overland Route. WESTBOUND—Read Down. Table No. 37 Cache Junction—Logan—Preston. Table No. 38 Ogden—Brigham—Malad. Table No. 39 Salt Lake—Idaho Falls—W. Yellowstone. Table No. 40 Salt Lake—Idaho Falls—Ashton—Victor.

Footnotes for Page 34

* Daily. (f) Stops only on signal. † Daily except Sunday. ▲ Motor train. R Meal stop. Nos. 35 and 36 between Pocatello and West Yellowstone, and Nos. 55 and 56 between Idaho Falls and Victor, operate only during Yellowstone and Grand Teton Park Season, about June 20 to September 10.

For equipment, see pages 17 and 1..

Union Pacific Branch Lines

Table No. 42 Omaha—North Platte—So. Torrington. Table No. 43 Omaha—Kearney—Stapleton. Table No. 44 Grand Island—Stromsburg—Lincoln. Table No. 45 Omaha—Columbus—Norfolk. Table No. 46 Omaha—Columbus—Spalding. Table No. 47 Omaha—Grand Island—Loup City—Pleasanton. Table No. 48 Omaha—Columbus—Albion. Table No. 49 Omaha—Grand Island—Ord. Table No. 50 Lawrence—Leavenworth. Table No. 52 Kansas City—Topeka—Marysville. Table No. 53 St. Joseph—Marysville—Grand Island. Table No. 54 Manhattan—Marysville—Beatrice.

* Daily. † Sunday only. ‡ Daily except Monday. § Daily except Sunday. ¶ Daily except Saturday and Sunday. * Local freight with combination coach-baggage car.

K Sundays, Wednesdays and Fridays only. H Mondays, Wednesdays and Fridays only. E Tuesdays, Thursdays, and Saturdays only.

⊕ On days livestock is to be carried, train No. 82 runs about one-half hour later than schedule shown. ■ Local freight with caboose; hand baggage only.

Connecting Bus Service

Table No. 84 (Pacific Time) Portland - Pendleton - Spokane. Motor Bus Daily schedule with times and routes.

Table No. 85 (Pacific Time) Spokane - Moscow - Lewiston. Motor Bus Daily schedule with times and routes.

Table No. 86 (Pacific Time) The Dalles - Bend. Motor Bus Daily schedule with times and routes.

Table No. 87 (Pacific Time) Biggs - Shaniko. Motor Bus Daily schedule with times and routes.

Fremont - Lincoln. Motor Bus Daily schedule with times and routes.

Columbus - Lincoln. Motor Bus Daily schedule with times and routes.

Grand Island - Hastings. Via Yellow Diamond Lines. Motor Bus Daily schedule.

Las Vegas - Tonopah. Via Las Vegas-Tonopah-Reno Stage Line. Motor Bus Daily schedule.

Footnotes for Page 38. (M) Via Capitol Stages. (A) Via Interstate Transit Lines. (C) Via Elkhorn Valley Stages.

Transfer of Hand Baggage at Chicago

Passengers holding through tickets that require a change of stations in Chicago can relieve themselves of the worry of transferring their hand baggage. Such baggage and parcels may be delivered to the Parmelee agent in the depot at which the passenger arrives in Chicago.

This arrangement applies only when there is at least a 3-hour interval between actual arrival of train in Chicago and scheduled departure time from outbound station. The Parmelee transfer coupon, which is a part of the through ticket, also entitles the passenger to use Parmelee limousine service from his incoming depot to his outgoing depot or to any hotel or other destination in downtown Chicago.

Connections at Omaha

Connections at Omaha. Multiple tables showing bus routes and times to various cities including Chicago, St. Paul, and Kansas City.

Connections at Kansas City. Multiple tables showing bus routes and times to various cities including Chicago, St. Paul, and Omaha.

Connections at Denver

19	15	5	1	D & R G W				2	6	16	20	27-7	101-10	141-14	21-1	C & S - A T & S F			2-22	16-3-	16-28-	8-28
8.05	7.30	2.00	8.50	Lv	Denver	Colo.	Ar	6.30	11.50	7.15	7.20	7.00	1.05	7.50	1.00	Lv	Denver	Ar	8.15	7.50	2.00	11.30
Via	9.30	Via	10.42	Ar	Colorado Springs	"	Lv	4.35	Via	5.05	Via	9.05	3.00	10.00	2.40	Ar	Colorado Springs	Lv	6.35	6.00	11.59	9.35
Moffat	12.30	Moffat	12.05	Lv	Pueblo	"	Lv	3.30	Moffat	3.50	Moffat	10.10	3.55	10.55	3.27	Ar	Pueblo	Lv	5.40	4.55	10.55	8.30
Tunnel	2.33	Tunnel	1.14	Ar	Canon City	"	"	2.13	Tunnel	12.07	Tunnel	8.00	11.00			Ar	Oklahoma City	Lv				9.15
Route	3.55	Route	3.00	Ar	Salida	"	"	12.20	Route	10.45	Route	7.50	12.55	6.50	7.25	Ar	Ft. Worth	Lv	3.00			2.00
	7.00		5.35	Ar	Leadville	"	"	11.51				9.05	2.05	8.00	8.30	Ar	Dallas	Lv	2.00			12.45
	3.10		8.30	Ar	Glenwood Sprgs.	"	"	7.30														
	6.40		10.50	Ar	Grand Junction	"	"	5.25														
				Ar	Mack	"	"	4.28														
				Ar	Thompson	Utah	"	3.10														
				Ar	Green River	"	"	2.23														
				Ar	Price	"	"	12.57														
				Ar	Colton	"	"	11.41														
				Ar	Provo	"	"	9.51														
				Ar	Salt Lake City	"	"	8.50														
				Ar	Ogden	"	"	7.10														

Connections at Spokane and Butte

16	18	The Milwaukee Road		17	15	236-4	Great Northern				3-235
		Lv	Spokane	Ar	9.15	1.45	Lv	Butte	Mont.	Ar	5.20
		Lv	Missoula	Lv	2.50	8.18	Ar	Helena	"	Lv	2.50
		Ar	Butte	Lv	11.55	5.11	Ar	Great Falls	"	Lv	11.45
		Ar	Butte	Lv	11.55	5.11	Ar	Fort Benton	"	Lv	10.23
		Ar	Butte	Lv	11.55	5.11	Ar	Havre	"	Lv	8.20
		Ar	Butte	Lv	11.55	5.11	Ar	Williston	N. D.	Lv	12.55
		Ar	Butte	Lv	11.55	5.11	Ar	Minot	"	Lv	10.50

4-288	2	N. P.		287-3	1	16	34	36	18	The Milwaukee Road			15	17	33	35
		Lv	Spokane	Ar	6.20	8.35	Lv	Butte	Mont.	Ar	5.48	11.44				MON
		Lv	Missoula	Lv	11.35	3.15	Ar	Three Forks	"	Ar	3.59	9.18				WED
		Ar	Butte	Lv	7.45	12.25	Ar	Lombard	"	"	8.40					FRI
		Ar	Butte	Lv	7.45	12.25	Ar	Harlowton	"	"	1.05	6.00				Ar
		Ar	Butte	Lv	7.45	12.25	Ar	Melstone	"	"						THU
		Ar	Butte	Lv	7.45	12.25	Ar	Forsyth	"	"						SAT
		Ar	Butte	Lv	7.45	12.25	Ar	Miles City	"	"	9.45	12.45				Ar
		Ar	Butte	Lv	7.45	12.25	Ar	Terry	"	"	11.46	12.30				SAT
		Ar	Butte	Lv	7.45	12.25	Ar	Marmarth	N. D.	Lv	7.23	9.58				Ar
		Ar	Butte	Lv	7.45	12.25	Ar	Marmarth	N. D.	Lv	7.23	9.58				Ar

2	S. I. - C. P. R.		1	236-4	2	N. P.		1	3-235
	Lv	Spokane	Wash.	Ar	12.15				
	Lv	Bonnors Ferry	Ida.	Lv	8.36				
	Lv	Kingsgate	B. C.	Lv	7.05				
	Lv	Calgary	Alb.	Lv	7.25				

3	1	B. A. & P.		2	4
Lv	Butte	Mont.	Ar	9.50	3.06
Lv	Silver Bow	"	Ar	9.32	2.48
Lv	Durant	"	Ar	9.14	2.30
Lv	Anaconda	"	Ar	8.30	1.45

Connections at Los Angeles

78	76	74	72	70	A. T. & S. F.				71	73	75	77	79
Lv	Los Angeles	Cal.	Ar	10.45	2.30	6.00	6.30	10.00					
Lv	Fullerton	"	Lv			5.08							
Lv	Anaheim	"	Lv			4.56							
Lv	Orange	"	Lv			4.50							
Lv	Santa Ana	"	Lv			9.45	1.32	4.40	5.33	8.57			
Lv	Oceanside	"	Lv			8.50	12.38	3.05	4.34	8.10			
Lv	Del Mar	"	Lv			R.	R.	f 2.28	R.	R.			
Lv	San Diego	"	Lv			8.00	11.45	1.45	3.45	7.15			

Connections at Seattle

356	358	360	Great Northern			359	355	357
Lv	Seattle	Wash.	Ar	12.45	9.30	10.20		
Lv	Everett	"	Lv	11.47	8.30	9.20		
Lv	Bellingham	"	Lv	10.03	6.48	6.48		
Lv	New Westminster	B. C.	Lv	8.33	5.24	4.42		
Lv	Vancouver	"	Lv	8.10	5.00	4.15		

Daily	Daily	C. P. S. S.		Daily	Daily
Lv	Seattle	Wash.	Ar	9.30	
Lv	Victoria	B. C.	Lv	4.30	
Lv	Victoria	"	Ar	3.30	7.00
Lv	Vancouver	"	Lv	10.30	12.00

P. S. N. Co.	
Lv	Seattle
Ar	Victoria

P. S. N. Co.	
Lv	Seattle
Ar	Victoria

Connections at Portland

See Page 19 for service north and south of Portland.

21	S. P. & S.		22
Lv	Portland	Ar	6.45
Lv	Astoria	Lv	3.00
Lv	Seaside	Lv	2.00

Connections at Salt Lake City

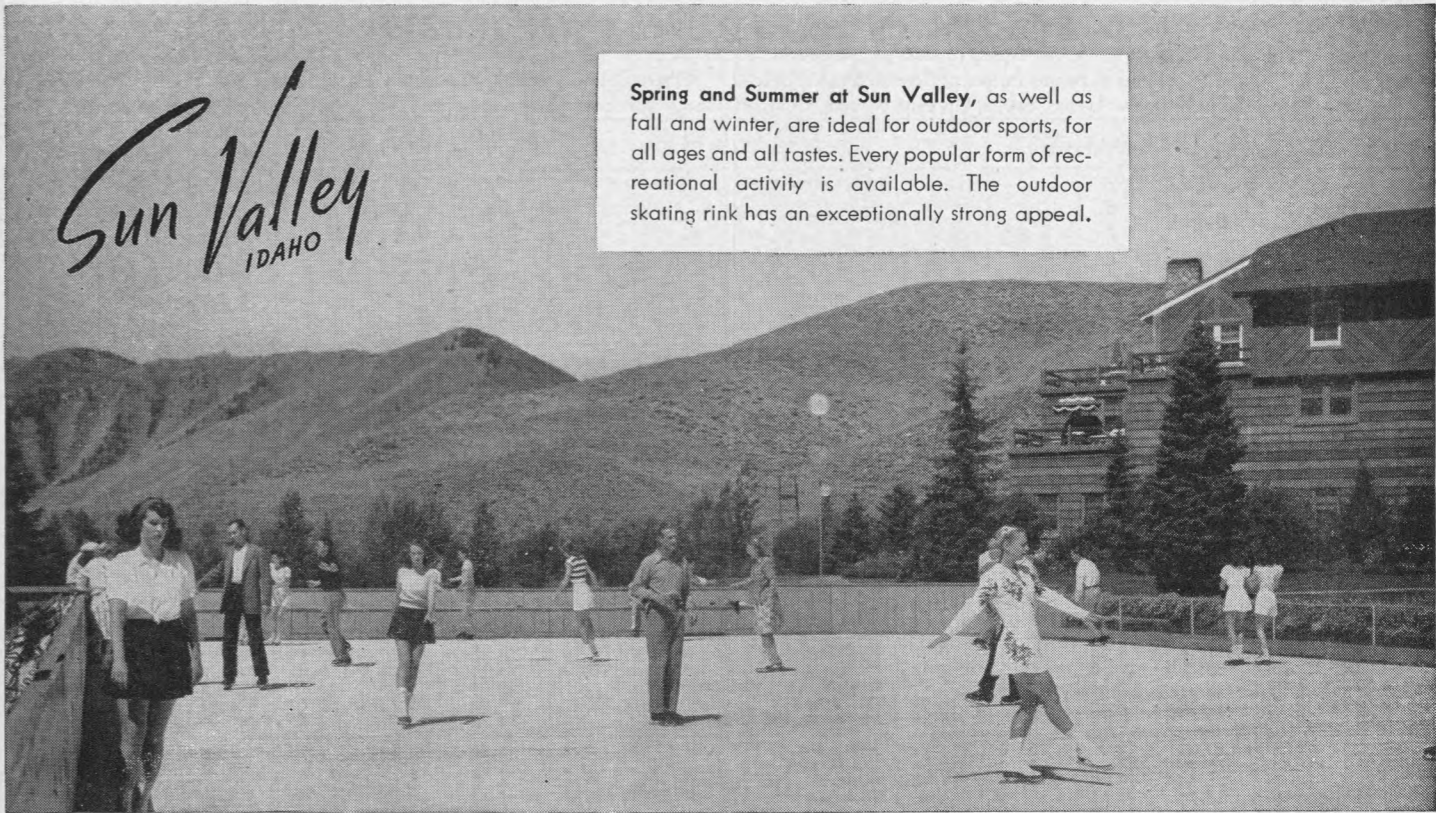
39	Western Pacific		40
Lv	Salt Lake City	(M. T.) Ar	7.30
Lv	Sacramento	(P. T.) Ar	10.30
Lv	Stockton	"	9.20
Lv	San Francisco	(P. T.) Ar	6.00

The Seasoned Traveler Goes by Train


Footnotes for Pages 39 and 40

- * Daily.
- † Daily except Sunday.
- ‡ Conditional stop; consult agent.
- Connecting service between Rio Grande Trailways.
- * Connecting service via Bus.
- ▲ Arrives and departs from C. St. P. M. & O. Webster St. Station, Omaha.
- Via Texas Motor Coaches.

- All trains daily except when otherwise indicated.
- § Sunday only.
- Daily except Saturdays and Sundays.
- Mondays, Wednesdays, and Fridays only.
- ◎ Tuesdays, Thursdays, and Saturdays only.
- f Stops on signal.



Spring and Summer at Sun Valley, as well as fall and winter, are ideal for outdoor sports, for all ages and all tastes. Every popular form of recreational activity is available. The outdoor skating rink has an exceptionally strong appeal.



Las Vegas Hoover Dam and Lake Mead

OPEN TO VISITORS ALL YEAR

A fascinating triple-feature attraction is Hoover Dam (formerly Boulder Dam) . . . beautiful, blue Lake Mead, largest man-made lake in the world . . . and Las Vegas, Nevada, one of the West's most colorful, carefree, fun-loving cities. Enjoy all three when traveling Union Pacific to or from Los Angeles. Hoover Dam and Lake Mead are reached by a short motor bus trip from Las Vegas, Nevada, on the main line of Union Pacific Railroad.



PULLMAN SLEEPING CAR RATES

These rates are compiled from current Pullman Co. tariffs and published as a convenience for patrons. Effective March 26, 1948, and subject to change without notice.

Rates between Points of Service Shown below. Charges Shown Do Not Include Federal Tax.

See Page 43 for Rates for Upper Berths, Drawing Rooms, Compartments, Bedrooms, Roomettes, etc., Based on Applicable Lower Berth

Chicago	St. Paul Minneapolis	Co. Bluffs Omaha	St. Louis	Kansas City	Denver	BETWEEN	Salt Lake City	Butte	Portland	Seattle Tacoma	Los Angeles	San Francisco
Double Lower Standard Berth	Double Lower Standard Berth	Double Lower Standard Berth	Double Lower Standard Berth	Double Lower Standard Berth	Double Lower Standard Berth	AND	Double Lower Standard Berth	Double Lower Standard Berth	Double Lower Standard Berth	Double Lower Standard Berth	Double Lower Standard Berth	Double Lower Standard Berth
\$15.25	\$*15.50	\$12.00	\$15.25	\$12.60	\$ 9.25							
8.65	10.65	12.00	10.05	12.00	16.50							
12.85	*13.55	10.05	12.60	10.65	8.90							
*16.10	*16.10	*13.55	*16.10	*14.15	*10.10							
9.25	8.65	5.70	9.25	7.20								
9.25	3.50	4.10	3.50	4.10	9.25							
D12.60	D*13.55	D10.05	D12.60	D10.65	D 7.20							
4.10	5.05	3.50	3.50	5.70	5.70							
14.45	13.95	11.15	14.45	11.75	8.35							
16.05	15.75	13.40	16.05	14.20	10.40							
16.05	*16.90	13.40	*17.45	13.95	12.00							
18.25	18.25	15.75	17.50	15.75	13.40							
15.25	15.00	12.25	15.25	12.85	8.90							
3.50	3.50	3.50	5.05	5.05	8.65							
7.75	10.65	11.15	9.25	11.15	15.75							
12.60	12.60	10.05	12.60	10.65	6.60							
4.10	3.50	4.10	4.10	3.50	5.70							
15.75	*16.90	13.40	15.25	13.95	10.65							
7.20	10.05	10.65	8.65	10.65	15.25							
12.60	*13.55	10.05	12.60	10.65	6.95							
18.25	*19.25	15.75	17.50	15.75	12.85							
16.80	16.50	13.95	16.80	15.00	11.15							
18.25	18.25	15.75	17.50	15.75	12.60							
12.60	12.60	10.05	12.60	10.65	6.60							
18.25	18.25	15.75	17.50	15.75	13.40							
18.25	*19.25	15.75	17.50	15.75	12.85							
13.95	13.95	10.65	13.95	11.15	7.75							
5.70	5.70	5.70	5.70	5.70	5.70							
15.75	*16.90	13.40	15.25	13.95	12.00							
3.50	5.05	4.10	3.50	3.50	8.65							
3.50	3.50	3.50	5.05	5.05	8.65							
14.45	13.95	11.15	14.45	11.75	8.35							
18.25	*19.25	15.75	17.50	15.75	12.85							
12.60	*13.55	10.05	12.60	10.65	8.65							
15.75	*16.90	13.40	15.25	13.95	11.50							
7.20	10.05	10.65	7.75	10.05	14.45							
D12.60	*13.55	D10.05	D12.60	D10.65	D 8.65							

Lower Standard Berth Rate Between Las Vegas, Nevada and Cedar City, Utah, \$3.50

- (A) Via Salt Lake City.
- (B) From Tacoma, lower standard berth, \$7.50.
- (C) Via Southern Pacific Company and Portland. From Tacoma lower standard berth, \$8.35.
- (D) Also applies via Ogden. Where through car is operated via Salt Lake City charge for side trip Ogden to Salt Lake City and return with privilege of occupying car at Salt Lake City during one-half day's stop-over is \$1.15.
- (E) Via Southern Pacific Company and Portland. From Tacoma, lower standard berth, \$11.15.
- (F) Via Southern Pacific Company and Portland. From Tacoma, lower standard berth, \$7.75.
- (G) Via Los Angeles.
- (H) Via Southern Pacific Co. and Portland.
- (I) From Tacoma, lower standard berth, \$9.50.
- (J) Via Southern Pacific Co.
- (K) From Tacoma, lower standard berth, \$7.75.
- (L) From Tacoma, lower standard berth, \$4.10.
- (M) Via Direct Lines.
- (N) From Tacoma, lower standard berth, \$6.60.
- (O) Berth rates to and from Cheyenne, Denver and west apply via Omaha or via Kansas City.
- (P) Made combination of fares.

Bedroom Rates: Bedrooms are available on most Union Pacific trains, including the Streamliner trains. See equipment pages 6 to 19 inclusive. Double bedrooms have upper and lower berths. Duplex-Single Bedrooms have only one berth. (See table on opposite page.) When occupied by one person, only one rail ticket required.

Exclusive Space Occupancy by One Person: One and one-fourth railroad tickets must be purchased for exclusive use of drawing-room; one and one-tenth tickets for compartment. If Streamliner "City of Los Angeles" or "City of San Francisco" is used, one and one-tenth first class special service charge tickets are required for exclusive occupancy of a compartment, and one and one-fourth first class special service charge tickets for exclusive occupancy of a drawing-room. These tickets are in addition to the regular rail and Pullman tickets. Exception: Only one rail ticket is required for use of a compartment between Chicago, Ill., and Butte, Mont., or Pendleton, Ore., and points north and west thereof (also West Yellowstone, Mont., and Victor, Idaho).

Union Pacific Motor Coach Service to and from East Los Angeles, Calif.

- The Union Pacific maintains a passenger station at East Los Angeles, from which it operates motor coaches direct to Glendale, Pasadena, San Pedro, Long Beach, Anaheim, Fullerton, La Habra, Whittier and intermediate points. See Tables 7, 8 and 9 on page 27 for local schedules of all motor coaches.
- Passengers ticketed for those places may leave train at East Los Angeles where waiting motor coaches will take them direct to destination without extra charge. Baggage too, can be checked through to any of those places. These motor coaches also deliver east-bound passengers to the East Los Angeles station.

Table of Rates for Various Accommodations in Standard Pullman Sleeping Cars Effective October 1, 1947

(Charges shown do not include federal tax)

Where Lower Berth Rate is	Upper Berth Rate is	Roomette for one Person is	Duplex Single Room for one Person is	Bed Room for one Person is	Bed Room for two Persons is	Bed R'm Suite for three or more Persons is	Com-part'm't for one Person is	Com-part'm't for two Persons is	Drawing Room for one Person is	Drawing Room for two Persons is
\$ 3.50	\$ 2.60	\$ 4.85	\$ 5.50	\$ 6.20	\$ 6.85	\$ 12.30	\$ 6.85	\$ 9.60	\$ 8.65	\$ 12.30
3.80	2.90	5.30	6.10	6.80	7.55	13.65	7.55	10.90	9.55	13.65
4.10	3.10	5.75	6.60	7.40	8.15	15.00	8.15	11.55	10.20	15.00
4.45	3.40	6.20	7.10	7.95	8.85	16.25	8.85	12.85	11.25	16.25
4.80	3.60	6.65	7.55	8.55	9.45	17.55	9.45	13.45	11.80	17.55
5.05	3.85	7.15	8.05	9.10	10.10	18.80	10.10	14.15	12.75	18.80
5.35	4.10	7.50	8.60	9.70	10.70	18.80	10.70	15.40	13.35	18.80
5.70	4.30	7.95	9.10	10.25	11.35	19.95	11.35	16.00	14.30	19.95
6.00	4.60	8.40	9.60	10.80	11.90	21.20	11.90	17.25	14.95	21.20
6.25	4.80	8.80	10.05	11.30	12.55	22.40	12.55	17.85	15.85	22.40
6.60	5.00	9.20	10.50	11.80	13.10	23.60	13.10	18.40	16.45	23.60
6.95	5.25	9.65	11.00	12.35	13.80	24.80	13.80	19.60	17.35	24.80
7.20	5.45	10.05	11.50	12.90	14.35	26.00	14.35	20.20	17.90	26.00
7.50	5.70	10.45	12.00	13.45	14.95	27.10	14.95	21.40	18.80	27.10
7.75	5.90	10.85	12.45	13.95	15.50	27.10	15.50	21.90	19.35	27.10
8.10	6.10	11.25	12.80	14.50	16.10	28.25	16.10	22.50	20.25	28.25
8.35	6.35	11.75	13.35	15.00	16.65	29.45	16.65	23.70	20.85	29.45
8.65	6.55	12.10	13.80	15.55	17.25	30.60	17.25	24.20	21.70	30.60
8.90	6.80	12.50	14.30	16.05	17.80	31.80	17.80	25.40	22.30	31.80
9.25	7.00	12.95	14.75	16.60	18.40	32.95	18.40	26.05	23.20	32.95
9.50	7.20	13.35	15.20	17.10	18.95	34.10	18.95	26.55	23.75	34.10
9.80	7.45	13.70	15.70	17.60	19.55	35.15	19.55	27.75	24.60	35.15
10.05	7.65	14.15	16.10	18.15	20.10	35.15	20.10	28.30	25.10	35.15
10.40	7.90	14.50	16.60	18.65	20.70	36.30	20.70	29.45	26.00	36.30
10.65	8.10	14.85	17.00	19.15	21.20	37.40	21.20	29.95	26.55	37.40
10.95	8.30	15.30	17.45	19.65	21.80	38.60	21.80	30.50	27.40	38.60
11.15	8.55	15.65	17.90	20.20	22.35	39.70	22.35	31.65	27.95	39.70
11.50	8.70	16.05	18.35	20.60	22.90	40.80	22.90	32.15	28.80	40.80
11.75	8.95	16.45	18.75	21.10	23.40	41.90	23.40	33.30	29.30	41.90
12.00	9.15	16.80	19.20	21.60	24.00	43.00	24.00	33.80	30.15	43.00
12.25	9.35	17.15	19.60	22.05	24.50	43.00	24.50	34.30	30.65	43.00
12.60	9.55	17.60	20.10	22.60	25.10	44.00	25.10	35.45	31.50	44.00
12.85	9.75	17.95	20.50	23.05	25.65	45.10	25.65	36.00	32.05	45.10
13.10	10.00	18.35	21.00	23.60	26.20	46.20	26.20	37.15	32.85	46.20
13.40	10.20	18.75	21.35	24.05	26.70	47.30	26.70	37.65	33.40	47.30
13.65	10.35	19.10	21.80	24.55	27.30	48.40	27.30	38.20	34.25	48.40
13.95	10.60	19.50	22.25	25.05	27.80	49.55	27.80	39.30	34.75	49.55
14.20	10.80	19.85	22.65	25.55	28.35	50.50	28.35	39.75	35.55	50.50
14.45	11.00	20.25	23.15	26.00	28.85	50.50	28.85	40.85	36.05	50.50
14.75	11.20	20.65	23.55	26.50	29.40	51.55	29.40	41.40	36.90	51.55
15.00	11.40	20.95	23.90	26.95	29.90	52.65	29.90	41.85	37.40	52.65
15.25	11.60	21.30	24.35	27.40	30.45	53.70	30.45	42.95	38.20	53.70
15.50	11.80	21.75	24.75	27.90	30.95	54.75	30.95	43.45	38.75	54.75
15.75	12.00	22.05	25.25	28.35	31.50	55.80	31.50	44.55	39.50	55.80
16.05	12.20	22.40	25.65	28.85	32.00	56.85	32.00	45.00	40.00	56.85
16.25	12.35	22.80	26.00	29.25	32.50	57.75	32.50	45.50	40.80	57.75
16.50	12.60	23.15	26.45	29.75	33.00	58.75	33.00	46.00	41.25	58.75
16.80	12.75	23.45	26.80	30.15	33.55	58.75	33.55	47.00	42.05	58.75
17.05	13.00	23.85	27.25	30.65	34.00	59.85	34.00	48.10	42.60	59.85
17.25	13.15	24.20	27.65	31.10	34.55	60.85	34.55	48.60	43.30	60.85
17.50	13.35	24.55	28.05	31.50	35.00	61.85	35.00	49.05	43.80	61.85
17.70	13.45	24.70	28.25	31.75	35.30	62.40	35.30	49.70	44.25	62.