

ABERDEEN, WASH.—3 Union Passenger Station, K and River Sts.— Phone 1046  
 C. H. JACKA . . . General Agent  
 ALHAMBRA, CALIF.—City Ticket Office, 121 W. Main St.— Phone Atlantic 18763  
 A. L. GETMAN . . . (or Phone Cumberland 32624) . . . Ticket Agent  
 ASTORIA, ORE.—116 Twelfth Street— Phone 304  
 FLOYD C. FOSTER . . . Traveling Freight and Passenger Agent  
 ATLANTA 3, GA.—1232 Healey Building— Phone Lamar 6261  
 P. S. SMITH . . . General Agent  
 BEND, ORE.—112 Oregon Ave.— Phone 63  
 H. D. ATHON . . . General Agent  
 BIRMINGHAM 3, ALA.—701 Brown-Marx Building— Phone 7-1837  
 J. E. PILON . . . District Freight and Passenger Agent  
 BOISE, IDAHO—City Ticket Office, Idaho Bldg., 212 No. 8th St.— Phone 414  
 KAY L. JOHNSON . . . General Agent  
 BOSTON 8, MASS.—208 Old South Bldg., 294 Washington St.—  
 M. W. COONERTY . . . (Phone Hubbard 2-6380) . . . General Agent  
 BREMERTON, WASH.—Consolidated Ticket Office, 228 First St.— Phone 722  
 S. S. HARVEY . . . Ticket Agent  
 BUTTE, MONT.—609 Metals Bank Bldg., 8 West Park Street— Phone 22389  
 J. D. FORD . . . General Agent  
 Consolidated Ticket Office—2 North Main Street— Phone 3275  
 D. E. WILDER . . . Ticket Agent  
 CHEYENNE, WYO.—City Ticket Office, 120 W. 16th St.— Phone 4421  
 C. E. ASTLER . . . General Agent  
 CHICAGO 3, ILL.—9 South LaSalle Street at Madison— Phone Randolph 6-0141  
 D. H. VOLTZ . . . Traffic Manager  
 C. A. POLLOCK . . . General Freight Agent  
 M. R. BRYAN . . . General Agent, Freight Department  
 City Ticket Office, 1 South LaSalle Street—  
 JOHN C. POLLOCK . . . (Phone Randolph 6-0141) . . . General Passenger Agent  
 CINCINNATI 2, OHIO—303 Dixie Term. Bldg., 4th & Walnut Sts.— Phone Main 0144  
 F. B. SWOPE . . . General Agent  
 CLEVELAND 13, OHIO—1407 Terminal Tower, 50 Public Square—  
 G. A. BROWN . . . (Phone Main 3070) . . . General Agent  
 COUNCIL BLUFFS, IA.—Union Pacific Transfer Depot— Phone 6134  
 W. M. CALHOUN . . . Freight and Passenger Agent  
 DALLAS 1, TEXAS—2108 Mercantile Bank Bldg.— Phone Riverstide 1778  
 CARROLL M. BROWN . . . General Agent  
 DENVER 2, COLO.—City Ticket Office, 535 17th Street— Phone Keystone 4141  
 P. F. ECHELE . . . Traffic Manager  
 M. A. LIGHT . . . General Freight Agent  
 K. N. MIDDLEKAUFF . . . General Agent, Passenger Department  
 DES MOINES 9, IOWA—407 Equitable Bldg., 6th & Locust Sts.— Phone 3-0683  
 EUGENE R. FIELD . . . General Agent  
 DETROIT 26, MICH.—612 Book Building, 1249 Washington Boulevard—  
 C. J. STEGEMAN . . . (Phone Cadillac 7794) . . . Traffic Manager  
 EAST LOS ANGELES, CALIF.—5454 Ferguson Drive— Phone Angelus 6509  
 J. J. WALKER . . . Ticket Agent  
 EUGENE, ORE.—P. O. Box 431— Phone 1902W  
 R. W. MCINTOSH . . . Traveling Freight and Passenger Agent  
 FRESNO 1, CALIF.—207 Rowell Bldg., Tulare St. and Van Ness Ave.— Phone 4-6571  
 J. W. HASKELL . . . General Agent  
 GERING, NEBR.—Union Pacific Station— Phone 35  
 S. C. CLARKE . . . General Agent  
 GLENDALE 3, CALIF.—City Ticket Office, 404½ North Brand Boulevard—  
 W. A. SHOOK . . . (Phone Citrus 1-2174 or Chapman 5-1370) . . . General Agent  
 HOLLYWOOD 28, CALIF.—City Ticket Office, 6702 Hollywood Blvd.—  
 V. J. SCHMITTROTH . . . (Ph. Hillside 0221) Gen'l Agt., Passenger Department  
 HUNTINGTON PARK, CALIF.—City Ticket Office, 7002 Pacific Blvd.—  
 R. H. LUND . . . (Phone Kimball 9281) . . . Passenger Agent  
 KANSAS CITY 6, MO.—200 Waldheim Bldg., 6 East Eleventh St.— Ph. Victor 6530  
 D. R. ALEXANDER . . . General Freight and Passenger Agent  
 L. G. STAHL . . . General Agent, Freight Department  
 City Ticket Office—2 East Eleventh Street—  
 E. E. SWANSON . . . (Phone Victor 6530) . . . General Agent, Passenger Department  
 LAS VEGAS, NEV.—Union Pacific Station— Phone 1120  
 R. A. BLONDE . . . Special Representative  
 LEWISTON, IDAHO—Room 7, Union Depot— Phone 1163  
 H. J. BERGER . . . General Agent  
 LINCOLN 8, NEBR.—City Ticket Office, 130 So. 13th St.— Phone 2-6517  
 A. H. GENGE . . . General Agent  
 LONG BEACH 2, CALIF.—City Ticket Office, 144 Pine Avenue— Phone 7-2931  
 H. J. DELACY . . . General Agent  
 LONGVIEW, WASH.—  
 GUY L. ANDERSON, Freight Station, Phone 818 . . . General Agent  
 C. F. HEATH, Ticket Office, 1225 Broadway, Phone 815 . . . Ticket Agent  
 LOS ANGELES 14, CALIF.—Union Pacific Bldg., 422 W. 6th Street—  
 W. T. PRICE . . . (Phone Trinity 9211) . . . Traffic Manager  
 J. W. PADDEN . . . Assistant Traffic Manager  
 C. F. FARMER . . . General Passenger Agent  
 W. H. MCGUNE . . . General Freight Agent  
 Union Pacific Building—608 So. Olive Street— Phone Trinity 9211  
 C. F. HALLSMAN . . . General Agent, Passenger Department  
 W. F. NASH—610 So. Olive Street . . . General Agent, Freight Department  
 MEMPHIS 3, TENN.—1720 Sterick Bldg.—8 North Third St.— Phone 8-6220  
 W. B. MARKHAM . . . District Freight and Passenger Agent  
 MILWAUKEE 3, WIS.—814 Warner Bldg., 212 W. Wisconsin Ave.—  
 K. T. MINDEMANN . . . (Phone Marquette 8-7835) . . . General Agent  
 MINNEAPOLIS 2, MINN.—890 Northwestern Bank Bldg., 620 Marquette Ave.—  
 EMIL W. MAU . . . (Phone Main 2451) . . . General Agent  
 NEW ORLEANS 12, LA.—504 Canal Bldg., 210 Baronne Street—  
 D. V. RICKSON . . . (Phone Canal 2274) . . . General Agent


NEW YORK 20, N.Y.—626 Fifth Ave., Suite 350, Rockefeller Center—  
 H. L. LAUBY . . . (Phone Circle 6-4900) . . . Eastern Traffic Manager  
 C. H. SALTSMARSH . . . (Phone Circle 6-4900) General Agent, Passenger Department  
 H. C. YERGER . . . (Phone Circle 6-4908) . . . General Agent, Freight Department  
 OAKLAND 12, CALIF.—215 Central Bank Bldg., 436 14th St. Phone Glencourt 1-8576  
 L. M. LAYNE . . . General Agent  
 OGDEN, UTAH—City Ticket Office, Ben Lomond Hotel Bldg.— Phone 5533  
 J. F. BAKER . . . General Agent  
 OMAHA 2, NEBR.—City Ticket Office—Corner 15th & Dodge Streets—  
 WALTER CONREY . . . (Phone Jackson 5322) Gen'l Agent, Passenger Department  
 W. W. JOHNS . . . General Agent, Freight Department  
 City Ticket Office—1614 Farnam Street— Phone Jackson 5322  
 W. W. NEILL . . . Ticket Agent  
 PASADENA 1, CALIF.—Un. Pac. Station, 205 W. Colorado St.— Ph. Sycamore 2-4107  
 L. A. WIRGLER . . . General Agent  
 PHILADELPHIA 2, PA.—904 Girard Trust Bldg., Broad St. & So. Penn Sq.—  
 MORTON MANN . . . (Phone Rittenhouse 6-2170) . . . General Agent  
 PITTSBURGH 22, PA.—1419 Oliver Bldg., Smithfield Street and Sixth Avenue—  
 SAM REINHARDT . . . (Phone Atlantic 0260) . . . General Agent  
 POCATELLO, IDAHO—Union Pacific Passenger Station— Phone 268  
 W. L. HARDY . . . Ticket Agent  
 POMONA, CALIF.—Union Pacific Passenger Station— Phone 2-3561  
 E. C. MALLON . . . Passenger and Freight Traffic Agent  
 PORTLAND 5, ORE.—751 Pittock Block— Phone Broadway 7771  
 C. W. EYERS . . . Traffic Manager  
 J. C. CUMMING . . . General Passenger Agent  
 T. J. DOWD . . . General Freight Agent  
 DON SUTHERLAND . . . General Agent, Freight Department  
 City Ticket Office—701 S. W. Washington Street— Phone Broadway 7771  
 N. B. FALLAS . . . General Agent, Passenger Department  
 RENO, NEV.—25 Cladianos Bldg., 118 West 2nd St. Phone 4881  
 E. E. LARKIN . . . General Agent  
 RIVERSIDE, CALIF.—Union Pacific Pass. Station, 7th & Vine Sts.— Phone 628  
 J. L. BRECHIN . . . General Agent  
 ST. JOSEPH 2, MO.—City Ticket Office, 517 Francis Street— Phone 2-5185  
 F. F. ROBINSON . . . General Freight and Passenger Agent  
 ST. LOUIS 1, MO.—1223 Ambassador Bldg., 411 North 7th St.— Phone Chestnut 7752  
 T. W. GURSKY . . . General Agent  
 SACRAMENTO 14, CALIF.—217 Forum Bldg., 1107 Ninth St.— Phone 2-1025  
 F. A. FOX . . . General Agent  
 SALINA, KANS.—Third and Ash Streets— Phone 297  
 J. M. BROWN . . . General Agent  
 SALT LAKE CITY 1, UTAH—Union Pacific Bldg., 10 So. Main St.— Phone 3-1544  
 B. W. HANSON . . . Traffic Manager  
 A. G. BLOOM . . . General Passenger Agent  
 City Ticket Office—Hotel Utah, Main and So. Temple Streets— Phone 3-1544  
 W. J. THOMAS . . . General Agent, Passenger Department  
 H. G. PELLETIER . . . General Agent, Freight Department  
 SAN DIEGO 1, CALIF.—City Ticket Office, 320 Broadway— Phone Franklin 7241  
 H. G. LARIMER . . . General Agent  
 SAN FRANCISCO 2, CALIF.—291 Geary Street— Phone Garfield 1-6030  
 H. A. LAWRENCE . . . Traffic Manager  
 GAYLORD F. ALLEN . . . General Agent, Freight Department  
 City Ticket Office—Geary at Powell Street— Phone Garfield 1-6030  
 H. W. HICKS . . . General Passenger Agent  
 SAN JOSE 7, CALIF.—206 1st Nat. Bk. Bldg., Santa Clara & 1st Sts.— Ph. Ballard 1634  
 E. A. COONS . . . General Agent  
 SAN PEDRO, CALIF.—City Ticket Office, 805 So. Pacific Avenue—  
 J. V. CONNETT . . . (Phone Terminal 2-7531) . . . General Agent  
 SANTA ANA, CALIF.—City Ticket Office, 305 North Main Street—  
 WALTER DITTMER . . . (Phone Kimberly 23979) . . . General Agent  
 SANTA MONICA, CALIF.—City Ticket Off., 307 Santa Monica Blvd.— Phone 51213  
 W. A. CHENEY . . . General Agent  
 SEATTLE 4, WASH.—204 Union Sta., 4th Ave. & Jackson St.— Phone Elliott 6933  
 H. M. WEST . . . Assistant Traffic Manager  
 P. A. AULENBACHER . . . General Agent, Freight Department  
 City Ticket Office—1300 Fourth Avenue at University, Seattle 1—  
 A. L. IVES . . . (Phone Elliott 6933) . . . General Agent, Passenger Department  
 SIOUX CITY 9, IOWA—405 Commerce Bldg., 520 Neb. St.— Phone 5-8328  
 J. F. TURRENTINE . . . General Agent, Freight Department  
 SPOKANE 8, WASH.—City Ticket Office—727 Sprague Ave., Corner Post St.—  
 J. R. LIVSEY . . . (Phone Main 4121) . . . General Agent  
 STOCKTON 6, CALIF.—207 California Bldg., 11 So. San Joaquin St.— Phone 2-8981  
 V. J. CHRISTENSEN . . . District Freight and Passenger Agent  
 SUN VALLEY, IDAHO—  
 W. H. WATSON . . . Transportation Agent  
 TACOMA 2, WASH.—City Ticket Office, 114 So. Ninth St.— Phone Broadway 2275  
 B. P. COSTELLO . . . General Agent  
 TORONTO, ONT.—201-2 Canadian Pacific Bldg., 69 Yonge St.— Phone Elgin 7239  
 W. W. CREIGHTON . . . General Agent  
 TULSA 3, OKLA.—823 Kennedy Bldg., 321 South Boston St.— Phone 26859  
 L. B. BRADLEY . . . General Agent  
 WALLA WALLA, WASH.—1st Natl. Bank Bldg., 2nd & Alder Sts.— Phone 30  
 J. H. CUNNINGHAM . . . General Agent  
 WASHINGTON 5, D. C.—600 Shoreham Bldg., 15th and H Sts., N. W.—  
 HOWARD B. BLANCHARD . . . (Phone Republic 0600) . . . Washington Representative  
 R. T. PAYNE . . . General Agent  
 WINSTON-SALEM 3, N. C.—632 Reynolds Bldg., 4th and Main Sts.— Phone 2-4881  
 D. R. WALKER . . . Traveling Freight and Passenger Agent  
 YAKIMA, WASH.—Union Pacific Building, 104 W. Yakima Ave.— Phone 4181  
 V. E. BUCHANAN . . . General Agent

# UNION PACIFIC RAILROAD

# UNION PACIFIC RAILROAD

## TIME TABLES

## TIME TABLES



C. J. COLLINS  
 General Passenger Traffic Manager  
 OMAHA 2, NEBR.

A. J. SEITZ, Vice-President—Traffic  
 OMAHA 2, NEBRASKA

W. T. BURNS  
 General Freight Traffic Manager  
 OMAHA 2, NEBR.



Table of station numbers for various locations across the United States, including Colorado, Nebraska, Kansas, Idaho, Utah, Nevada, and Wyoming. Each entry includes a table number and the location name.

Stations marked ■ are located on Divisions indicated by table numbers, but are not shown in folder tables.

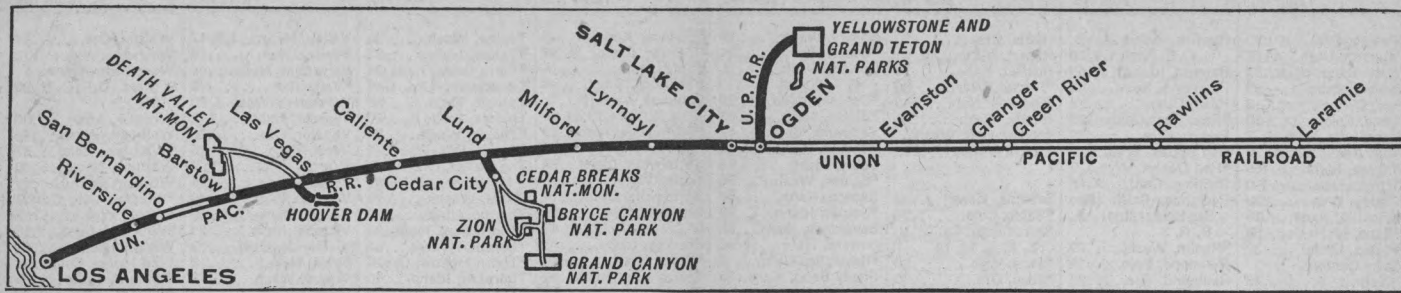
Continuation of the station number table from page 4, listing locations in Wyoming, Colorado, Kansas, Idaho, Utah, Nevada, and Arizona.

ADVANTAGES OF COAST-TO-COAST SLEEPING CAR SERVICE

- The schedules shown in Tables A and B on pages 6 to 9 of this folder provide a convenient service for the coast-to-coast traveler, at No Extra Fare.
• This service eliminates the necessity of changing trains or transferring from one station to another in Chicago.
• It gives the traveler a choice of three fine routes between the Atlantic Coast and Chicago, and the service of the famous Overland Route between Chicago and California.

For Dependable Transportation—Be Specific, Say "UNION PACIFIC"

Stations marked ■ are located on Divisions indicated by table numbers, but are not shown in folder tables.



**NEW YORK, WASHINGTON, CHICAGO and MINNEAPOLIS to LOS ANGELES via Omaha and Salt Lake City**

Table A Condensed Schedules All Trains Daily	Streamliner City of Los Angeles 103 Daily Example	Los Angeles Limited 1 Daily Example	Utahn 3 Daily Example	Pacific-Pony Express 21-37 Daily Example
Lv New York (EST) N.Y.C. . . . .	4.15 SA			
Ar Chicago (C.S.T.) . . . . .	8.15 SU			
Lv New York (EST) Penn. RR Lv N. Philadelphia (E.S.T.) . . . . .	4.35 SA 6.09 SA			
Ar Chicago (C.S.T.) . . . . .	8.15 SU			
Lv Wash'gton (EST) Penn. RR Ar Chicago (C.S.T.) . . . . .	5.30 SA 8.30 SU			
Lv Chicago (CST) C. & N. W. Ar Omaha . . . . .	7.15 SU 3.00 MO	12.01 SU 9.00 SU	9.15 SU 9.45 SU	8.10 SU 8.00 MO
Lv Minneapolis C. & N. W. " St. Paul . . . . . " Sioux City . . . . . Ar Omaha . . . . .		9.30 SU 10.10 SU 6.05 SA 8.35 SU	9.30 SU 10.10 SU 6.05 SA 8.35 SU	9.15 SU 9.55 SU 5.00 MO 7.45 MO
Lv Omaha (C.S.T.) Un. Pac. " Fremont . . . . . " Columbus . . . . . " Grand Island . . . . . " Kearney . . . . . Ar North Platte (C.S.T.) . . . . . Lv North Platte (M.S.T.) . . . . . " Sidney . . . . . Ar Cheyenne . . . . . Lv Cheyenne . . . . . " Laramie . . . . . " Rawlins . . . . . " Rock Springs . . . . . " Green River . . . . . " Evanston . . . . . Ar Ogden . . . . . Lv Ogden . . . . . Ar Salt Lake City . . . . .	3.10 MO 5.11 SA 7.01 TU 6.02 TU 7.45 TU 9.30 TU 9.40 TU 11.02 TU 12.49 TU 3.10 TU 4.51 TU 7.05 TU	9.25 SU 12.08 MO 2.20 TU 1.35 TU 3.58 TU 6.05 TU 6.15 TU 7.43 TU 10.00 TU 5.01 TU 12.45 TU 2.50 TU 9.45 TU 10.10 TU 5.25 TU	11.00 MO 11.47 MO 12.38 MO 1.55 TU 2.44 TU 4.25 TU 3.50 TU 7.00 TU 10.10 TU 10.45 TU 12.25 TU 5.01 TU 5.55 TU 7.55 TU 9.45 TU 10.10 TU 11.00 TU	8.30 MO 8.30 MO 11.25 TU 12.11 TU 2.00 TU 1.10 TU 3.50 TU 6.15 TU 6.25 TU 8.10 TU 10.50 MO 2.10 TU 4.25 TU 6.15 TU 7.15 TU 8.10 TU
Lv Salt Lake City . . . . . Lv Milford . . . . . Ar Lund . . . . .	7.20 MO 9.30 MO 7.05 TU	5.50 TU 9.30 MO	11.20 MO 3.15 TU 3.58 TU	9.10 TU 2.40 TU 3.30 TU
Ar Cedar City . . . . . Lv Cedar City . . . . .			4.50 TU 10.15 TU	4.45 TU 2.15 TU
Lv Lund (M.S.T.) . . . . . Lv Caliente (P.S.T.) . . . . . " Las Vegas . . . . . Ar San Bernardino . . . . . " Riverside . . . . . " East Los Angeles . . . . . Ar Los Angeles (P.S.T.) . . . . .	11.40 MO 2.25 TU 7.20 TU 7.45 TU 8.40 TU 9.00 TU	11.20 MO 2.15 TU 8.30 TU 8.59 TU 10.15 TU 10.40 TU	3.58 TU 5.10 TU 8.10 TU 2.05 TU 2.35 TU 4.00 TU	3.30 TU 5.05 TU 8.45 TU 4.25 TU 5.05 TU 6.40 TU 7.15 TU
Ar Pasadena . . . . . Ar Glendale . . . . . Ar Anaheim . . . . . Ar Long Beach . . . . . Ar San Pedro (P.S.T.) . . . . .	9.20 TU 9.55 TU 9.50 TU 9.35 TU 10.05 TU	11.00 TU 11.35 TU 11.30 TU 11.15 TU 11.50 TU	4.20 TU 4.55 TU 4.50 TU 4.35 TU 5.05 TU	7.25 WE 8.00 WE 7.55 WE 7.40 WE 8.15 WE

**Equipment for Page 6**

★ **NO. 103—Streamliner CITY OF LOS ANGELES—DAILY—Extra Fare**  
Cars from Chicago run via C. & N. W. east of Omaha.  
Club Lounge Car . . . . . Chicago to Los Angeles—(Barber, valet, bath, radio).  
Standard Sleeping Cars . . . . . Chicago to Los Angeles—Drawing-rooms, Compartments, Bedrooms, Roomettes, Sections (5 cars).  
Reclining Seat Coaches . . . . . Chicago to Los Angeles—(all reserved).  
Coach Lounge Car . . . . . Chicago to Los Angeles.  
Dining Car . . . . . A la carte and club or table d'hote service.

★ **NO. 1—LOS ANGELES LIMITED—DAILY—No Extra Fare**  
Cars from Chicago and Minneapolis-St. Paul run via C. & N. W. east of Omaha; thence U. P.  
Club Lounge Car . . . . . Chicago to Los Angeles—(Barber, valet, radio).  
Standard Sleeping Cars . . . . . Chicago to Los Angeles—2 D.R., 4 Compts., 4 Dbl. Bdrm. Chicago to Los Angeles—6 Sec., 6 Rmte., 4 Dbl. Bdrm. Chicago to Cedar City—10 Sec., D.R., Compts. (Nos. 3-301 beyond Salt Lake City; summer season only).  
New York to Los Angeles—6 Sections, 6 Double Bedrooms (N.Y.C. No. 65 to Chicago).  
New York to Los Angeles—6 Sections, 6 Double Bedrooms (P.R.R. No. 49 to Chicago).  
Washington to Los Angeles—12 Sections, D.R. (P.R.R. No. 59 to Chicago).  
Minneapolis-St. Paul to Los Angeles—6 Sec., 6 Rmte., 4 Double Bedrooms (203-10-203 to Omaha).  
Chicago to Los Angeles (2 cars—reclining seats).  
Chicago to Denver (No. 15 beyond North Platte; last car September 11).  
Reserved Seat Coaches . . . . . Chicago to Los Angeles (2 cars—reclining seats).  
Chicago to Denver (No. 15 beyond North Platte; last car September 11).  
Dining Car . . . . . A la carte and club or table d'hote service.

★ **NO. 3—UTAHN—DAILY**  
3 to Los Angeles. Local coach from Chicago runs via C. & N. W. 13 to Omaha.  
Club Lounge Car . . . . . Cheyenne to Los Angeles.  
Standard Sleeping Cars . . . . . Omaha to Los Angeles—12 Sections, Drawing-room. Cheyenne to Ogden—6 Sections, 6 Roomettes, 4 Double Bedrooms (Wab.-U.P. 9 from St. Louis; S.P. 27 to San Francisco).  
Cheyenne to Los Angeles—6 Sections, 6 Roomettes, 4 Double Bedrooms (No. 9 from St. Louis).  
Chicago to Cedar City—10 Sec., D.R., Compts. (No. 1 to Salt Lake City—No. 301 beyond Lund; summer season only).  
Cedar City to Los Angeles—10 Sections, D. R., Compts. (No. 302 to Lund; summer season only).  
Chicago to Omaha (not reserved).  
Omaha to Los Angeles (not reserved).  
Cheyenne to Los Angeles (Wab.-U.P. 9 from St. Louis—all seats reserved).  
Las Vegas to Los Angeles (not reserved).  
North Platte to Los Angeles—a la carte and club or table d'hote service.

★ **21-37—PACIFIC-PONY EXPRESS—DAILY**  
21 to Ogden; 37 to Los Angeles. Cars from Chicago run via C. & N. W. east of Omaha.  
Club Lounge Car Service . . . . . Chicago to Los Angeles.  
Standard Sleeping Cars . . . . . Chicago to Los Angeles—12 Sections, D.R. Chicago to Salt Lake City—10 Sec., 3 Dbl. Bedrooms. Minneapolis-St. Paul to Los Angeles—12 Sections, D.R. (201-2-201 to Omaha).  
Butte to Los Angeles—10 Sections, 3 Double Bedrooms (No. 30 to Salt Lake City).  
Las Vegas to Los Angeles—8 Sec., D.R., 3 Dbl. Bdrms. Chicago and Salt Lake City to Los Angeles.  
Ogden to Los Angeles (No. 37 from Kansas City).  
Reclining Seat Coaches . . . . . Chicago and Salt Lake City to Los Angeles.  
Dining Car . . . . . A la carte and club or table d'hote service.

**Footnotes for Page 6**

⊗ Club and lounge cars are for the exclusive use of standard sleeping car passengers. The City of Los Angeles has a lounge car for coach passengers.

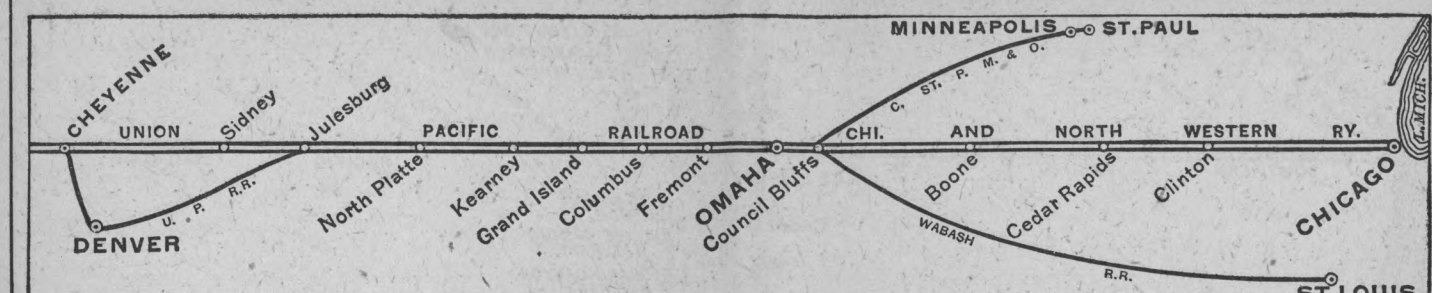
⊠ Conditional stop; see Tables 1 and 3. (f) Stops only on signal.

◆ Motor Bus connections with main line trains at East Los Angeles

● Extra fare train; see tables 1 and 2. ★ Regularly assigned through cars air-conditioned.

▲ Motor bus between Lund and Cedar City. □ Runs via Borie Cut-off; not via Cheyenne.

⊙ No. 1 and No. 103 do not operate into Ogden Union Station. (E.S.T.) Eastern standard time. (C.S.T.) Central standard time. (M.S.T.) Mountain standard time. (P.S.T.) Pacific standard time. Time from 12.01 midnight to 12.00 noon shown in light face type. Time from 12.01 noon to 12.00 midnight shown in heavy face type.



**LOS ANGELES to CHICAGO, WASHINGTON, NEW YORK and MINNEAPOLIS via Salt Lake City and Omaha**

Table A Condensed Schedules All Trains Daily	Streamliner City of Los Angeles 104 Daily Example	Los Angeles Limited 2 Daily Example	Utahn 4 Daily Example	Pony Express-Pacific 38-22 Daily Example
Lv San Pedro (P.S.T.) . . . . .	3.20 SU	10.30 SU	8.00 SU	4.25 SU
Lv Long Beach . . . . .	3.50 SU	11.00 SU	8.35 SU	5.00 SU
Lv Anaheim . . . . .	3.45 SU	10.55 SU	8.25 SU	4.55 SU
Lv Glendale . . . . .	3.30 SU	10.50 SU	8.20 SU	4.45 SU
Lv Pasadena . . . . .	4.10 SU	11.25 SU	8.55 SU	5.25 SU
Lv Los Angeles (P.S.T.) . . . . .	5.00 SU	12.01 SU	9.30 SU	6.00 SU
" East Los Angeles . . . . .	5.20 SU	12.25 SU	9.55 SU	6.25 SU
" Riverside . . . . .	6.12 SA	1.30 TU	11.00 TU	7.40 TU
" San Bernardino . . . . .	6.38 SA	1.55 TU	11.25 TU	8.15 TU
Lv Las Vegas . . . . .	11.55 SU	8.05 SU	5.45 SU	4.05 MO
Lv Caliente (P.S.T.) . . . . .	2.35 MO	11.10 SU	8.45 SU	7.40 TU
Ar Lund (M.S.T.) . . . . .			11.50 SU	10.55 MO
Ar Cedar City . . . . .			4.50 MO	12.00 MO
Lv Cedar City . . . . .			4.10 SU	9.40 MO
Lv Lund . . . . .			11.50 SU	10.55 MO
" Milford . . . . .			2.45 MO	12.35 MO
Ar Salt Lake City . . . . .	8.45 MO	6.40 TU	4.30 TU	4.45 TU
Lv Salt Lake City . . . . .	9.00 TU	7.10 TU	4.50 TU	5.20 TU
Ar Ogden . . . . .	9.00 TU	7.10 TU	5.40 TU	6.15 TU
Lv Ogden . . . . .	9.00 TU	7.10 TU	6.05 TU	7.15 TU
" Evanston . . . . .	11.12 TU	9.47 TU	8.01 TU	9.25 MO
" Green River . . . . .	1.00 TU	11.53 TU	10.20 TU	12.25 TU
" Rock Springs . . . . .			10.39 TU	12.45 TU
" Rawlins . . . . .	3.14 TU	2.33 TU	1.03 TU	3.20 TU
" Laramie . . . . .	5.08 TU	4.52 TU	3.25 TU	6.00 TU
Ar Cheyenne . . . . .	6.20 TU	6.10 TU	4.50 TU	7.30 TU
Lv Cheyenne . . . . .	6.30 TU	6.41 TU	5.35 TU	7.55 TU
Lv Sidney . . . . .	7.57 TU	8.24 TU	8.15 TU	10.00 TU
Ar North Platte (M.S.T.) . . . . .	9.37 TU	10.15 TU	11.05 MO	12.15 TU
Lv North Platte (C.S.T.) . . . . .	10.40 MO	11.25 MO	12.20 TU	1.25 TU
" Kearney . . . . .			2.20 TU	3.22 TU
" Grand Island . . . . .	12.35 TU	1.45 TU	3.20 TU	4.32 TU
" Columbus . . . . .			4.37 TU	5.41 TU
" Fremont . . . . .			5.32 TU	6.43 TU
Ar Omaha . . . . .	2.40 TU	4.15 TU	6.30 TU	7.50 TU
Lv Omaha C. & N. W. . . . .	2.50 TU	4.55 TU	8.30 TU	8.45 TU
Ar Chicago (C.S.T.) . . . . .	10.45 TU	2.35 TU	7.30 TU	8.15 WE
Lv Chicago (CT) Penn. RR Ar Washington (E.S.T.) . . . . .		6.30 TU 12.15 WE		
Lv Chicago (CT) Penn. RR Ar N. Phila., Pa. (E.S.T.) . . . . . Ar New York (E.S.T.) . . . . .		6.30 TU 10.28 WE 12.05 WE		
Lv Chicago (CST) N.Y.C. Ar New York (E.S.T.) . . . . .		6.30 TU 12.30 WE		
Lv Omaha C. & N. W. . . . .		9.00 TU	10.25 TU	
Ar Sioux City . . . . .		12.01 TU	1.05 WE	
Ar St. Paul . . . . .		7.40 TU	7.45 WE	
Ar Minneapolis (C.S.T.) . . . . .		8.15 TU	8.20 WE	

**Equipment for Page 7**

★ **NO. 104—Streamliner CITY OF LOS ANGELES—Daily—Extra Fare**  
Cars to Chicago run via C. & N. W. east of Omaha.  
Club Lounge Car . . . . . Los Angeles to Chicago—(Barber, valet, bath, radio).  
Standard Sleeping Cars . . . . . Los Angeles to Chicago—Drawing-rooms, Compts., Bedrooms, Roomettes, Sections (5 cars).  
Reclining Seat Coaches . . . . . Los Angeles to Chicago—(all seats reserved).  
Coach Lounge Car . . . . . Los Angeles to Chicago.  
Dining Car . . . . . A la carte and club or table d'hote service.

★ **NO. 2—LOS ANGELES LIMITED—DAILY—No Extra Fare**  
Cars to Chicago and St. Paul-Minneapolis run via C. & N. W. east of Omaha.  
Club Lounge Car . . . . . Los Angeles to Chicago—(Barber, valet, radio).  
Standard Sleeping Cars . . . . . Los Angeles to Chicago—2 Drawing-rooms, 4 Compartments, 4 Double Bedrooms. Los Angeles to Chicago—6 Sec., 6 Rmte., 4 Dbl. Bdrm. Los Angeles to Chicago—12 Sections, D. R. (2 cars). Cedar City to Chicago—10 Sections, D. R., Compts. (Nos. 302-4 to Salt Lake City; summer season only).  
Los Angeles to New York—6 Sections, 6 Double Bedrooms (N.Y.C. No. 22 east of Chicago).  
Los Angeles to New York—6 Sections, 6 Double Bedrooms (P.R.R. No. 2 east of Chicago).  
Los Angeles to Washington—12 Sections, D.R. (P.R.R. No. 2 east of Chicago).  
Los Angeles to St. Paul-Minneapolis—6 Sections, 6 Rmtes., 4 Dbl. Bdrms. (204-9-204 east of Omaha).  
Reserved Seat Coaches . . . . . Los Angeles to Chicago (2 cars—reclining seats). Denver to Chicago (No. 16 to North Platte; last car September 12).  
Dining Car . . . . . A la carte and club or table d'hote service.

★ **NO. 4—UTAHN—DAILY**  
No. 4 to Omaha: Local coach Omaha to Chicago runs via C. & N. W. 14.  
Club Lounge Car Service . . . . . Los Angeles to Cheyenne.  
Standard Sleeping Cars . . . . . Los Angeles to Cheyenne—6 Sections, 6 Roomettes, 4 Double Bedrooms (No. 10 to St. Louis).  
Los Angeles to Omaha—12 Sections, Drawing-room (occupancy until 7:30 a.m.).  
Los Angeles to Cedar City—10 Sec., D. R., Compts. (No. 301 to Cedar City; summer season only).  
Cedar City to Chicago—10 Sections, D. R., Compts. (No. 302 to Lund—No. 2 beyond Salt Lake City; summer season only).  
Reclining Seat Coaches . . . . . Los Angeles to Las Vegas (not reserved). Los Angeles to Omaha (not reserved). Omaha to Chicago (not reserved).  
Los Angeles to Cheyenne (No. 10 to St. Louis—all seats reserved).  
Dining Car . . . . . Los Angeles to North Platte—A la carte and club or table d'hote service.

★ **NO. 38-22—PONY EXPRESS—PACIFIC—DAILY**  
38 to Ogden; 22 to Chicago. Cars to Chicago run via C. & N. W. east of Omaha.  
Club Lounge Car Service . . . . . Los Angeles to Chicago.  
Standard Sleeping Cars . . . . . Los Angeles to Chicago—12 Sections, D. R. Los Angeles to Butte—10 Sections, 3 Double Bedrooms (No. 29 north of Salt Lake City).  
Salt Lake City to Chicago—10 Sec., 3 Dbl. Bedrooms. Los Angeles to Las Vegas—8 Sec., D.R., 3 Dbl. Bdrms. Los Angeles to St. Paul-Minneapolis—12 Sections, D.R. (202-1-202 east of Omaha).  
Reclining Seat Coaches . . . . . Los Angeles to Ogden (for Kansas City). Los Angeles to Salt Lake City and Chicago.  
Dining Car . . . . . A la carte and club or table d'hote service.

**Footnotes for Page 7**

⊗ Club and lounge cars are for the exclusive use of standard sleeping car passengers. The City of Los Angeles has a lounge car for coach passengers.

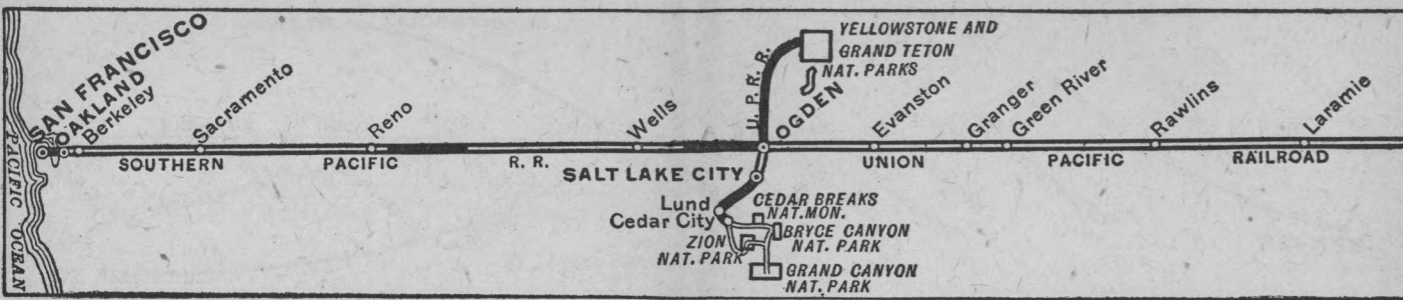
⊠ Conditional stop; see Tables 1 or 3. (f) Stops only on signal.

◆ Motor Bus connections with main line trains at East Los Angeles.

● Extra fare train; see tables 1 and 2. ★ Regularly assigned through cars air-conditioned.

▲ Motor bus between Lund and Cedar City. □ Runs via Borie; not via Cheyenne.

⊙ No. 2 and No. 104 do not operate into Ogden Union Station. (E.S.T.) Eastern standard time. (C.S.T.) Central standard time. (M.S.T.) Mountain standard time. (P.S.T.) Pacific standard time. Time from 12.01 midnight to 12.00 noon shown in light face type. Time from 12.01 noon to 12.00 midnight shown in heavy face type.



**NEW YORK, CHICAGO and ST. LOUIS to SAN FRANCISCO via Omaha**

Table B Condensed Schedules All Trains Daily		Streamliner City of San Francisco 101 Daily Example	San Francisco Overland 27 Daily Example	Gold Coast 23 Daily Example
Lv New York (E.S.T.) N.Y.O.	Ar Chicago (C.S.T.)	11.00 SAT	3.00 SUN	
Lv New York (EST) Penn.R.R.	Lv N. Phila., Pa. (E.S.T.)	11.40 SAT	1.09 SUN	
Ar Chicago (C.S.T.)		3.40 SUN		
C. & N. W.				
Lv Chicago (C.S.T.)	Lv Clinton	7.30 SUN	9.42 SUN	8.00 SUN
Lv Cedar Rapids	Ar Council Bluffs	10.55 SUN	11.46 SUN	1.00 MON
Ar Omaha		3.15 MON	5.30 MON	8.40 MON
C. & N. W.				
Lv Minneapolis	Lv St. Paul	9.30 SUN	10.10 SUN	9.15 SUN
Lv Sioux City	Ar Omaha	6.05 SUN	8.35 SUN	5.00 MON
Ar Omaha				7.45 MON
St. Louis (Wab.)				
Lv St. Louis (Wab.)	Ar Omaha			7.50 SUN
Ar Omaha				8.20 MON
Union Pacific				
Lv Omaha (C.S.T.)	Lv Fremont	3.25 MON	5.45 MON	9.10 MON
Lv Columbus	Lv Grand Island	5.23 MON	8.25 MON	10.58 MON
Lv Kearney	Lv North Platte (C.S.T.)	7.11 MON	10.40 MON	12.30 MON
Lv North Platte (M.S.T.)	Lv Sidney	6.12 MON	7.55 MON	12.13 MON
Lv Cheyenne	Lv Cheyenne	9.41 MON	9.51 MON	2.20 MON
Lv Laramie	Lv Rawlins	11.12 MON	12.59 MON	4.00 MON
Lv Rock Springs	Lv Green River	3.11 MON	3.20 MON	9.00 MON
Lv Green River	Lv Evanston	5.01 MON	6.35 MON	11.17 MON
Ar Ogden (M.S.T.)				1.03 TUE
Lv Salt Lake City (M.S.T.)				11.55 MON
Lv Ogden (M.S.T.)	Lv Reno (P.S.T.)	6.45 MON	2.27 TUE	1.18 TUE
Lv Truckee	Lv Sacramento	6.55 MON	7.00 MON	4.10 TUE
Lv Berkeley	Lv Oakland (16th St.)	8.28 MON	8.38 MON	6.01 TUE
Lv Oakland Pier	Lv San Francisco (P.S.T.)	8.45 MON	9.15 TUE	6.20 TUE

**Equipment for Page 8**

★ **NO. 101—Streamliner CITY OF SAN FRANCISCO—Daily—Extra Fare**  
 Cars from Chicago run via C. & N. W. to Omaha; U. P. to Ogden; S. P. to San Francisco.  
 Club Car @..... Chicago to San Francisco (Valet, radio).  
 Standard Sleeping Cars..... Chicago to San Francisco—Drawing-rooms, Compts., Bedrooms, Roomettes, Sections (7 cars).  
 Reclining Seat Coaches..... Chicago to San Francisco—(all seats reserved).  
 Coffee Shop Dining Car... A la carte and club or table d'hote service.  
 Main Dining Car..... A la carte and club or table d'hote service.

★ **NO. 27—SAN FRANCISCO OVERLAND—DAILY**

Pullmans and reserved seat coaches, no extra fare, Chicago to San Francisco.  
 Cars from Chicago run via C. & N. W. to Omaha; U. P. to Ogden; S. P. to San Francisco.  
 Club Lounge Car @..... Chicago to San Francisco (Barber, valet, radio).  
 Standard Sleeping Cars..... New York to San Francisco—10 Sections, Drawing room, Compartments (P.R.R. No. 79 to Chicago).  
 New York to San Francisco—8 Sec., D.R., Compts. (N.Y.C. No. 59 to Chicago).  
 Chicago to San Francisco—2 Drawing-rooms, 4 Compartments, 4 Double Bedrooms.  
 Chicago to San Francisco—6 Sections, 6 Roomettes, 4 Double Bedrooms.  
 Salt Lake City to San Francisco—10 Sections, D. R., Compts. (No. 33 to Ogden).  
 Reclining Seat Coaches..... Chicago and Omaha to San Francisco (3 cars—48 seats each—all reserved).  
 Dining Car..... A la carte and club or table d'hote service.

★ **NO. 23—GOLD COAST—DAILY**

Cars from Chicago run via C. & N. W. to Omaha; U. P. to Ogden; S. P. to San Francisco.  
 Lounge Car @..... Chicago to San Francisco.  
 Standard Sleeping Cars..... Chicago to San Francisco—12 Sections, D. R. St. Louis via Omaha to San Francisco—12 Sections D. R. (Wab. 11 to Omaha).  
 Ogden to San Francisco—12 Sections, D.R. Ogden to San Francisco—12 Sections, D.R. (from Kansas City and Denver).  
 Reclining Seat Coaches..... Chicago to San Francisco.  
 Dining Car..... Omaha to Ogden.  
 Dining Car..... A la carte and club or table d'hote service.

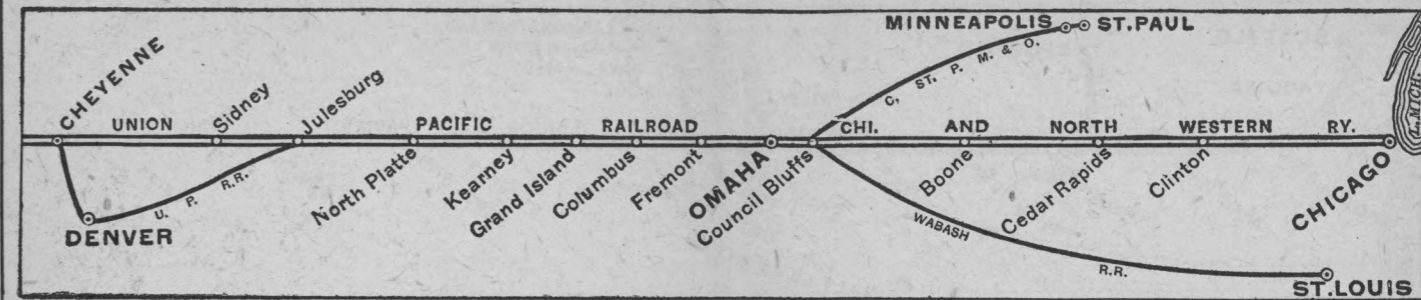
**IMPORTANT NOTICE**

Union Pacific trains operate on Pacific Standard Time in California, but California cities observe Daylight Saving Time.

**Footnotes for Page 8**

- ⊗ Club and lounge cars are for the exclusive use of standard sleeping car passengers.
- ⊠ Conditional stop; see Table 1.
- Extra fare train; see tables 1 and 2.
- Runs via Borie Cut-off; not via Cheyenne.
- (f) Stops only on signal.

- ★ Regularly assigned through cars air-conditioned.
- (E.S.T.) Eastern standard time. (C.S.T.) Central standard time.
- (M.S.T.) Mountain standard time. (P.S.T.) Pacific standard time.
- Time from 12:01 midnight to 12:00 noon shown in light face type.
- Time from 12:01 noon to 12:00 midnight shown in heavy face type.



**SAN FRANCISCO to CHICAGO, ST. LOUIS, and NEW YORK via Omaha**

Table B Condensed Schedules All Trains Daily		Streamliner City of San Francisco 102 Daily Example	San Francisco Overland 28 Daily Example	Gold Coast 24 Daily Example
Southern Pacific				
Lv San Francisco (P.S.T.)	Ar Oakland Pier	5.00 SUN	5.30 SUN	5.37 SUN
Ar Berkeley	Ar Sacramento	7.13 SUN	7.18 SUN	7.13 SUN
Lv Truckee	Ar Reno (P.S.T.)	11.52 SUN	9.40 MON	11.52 SUN
Ar Ogden (M.S.T.)				9.40 MON
Union Pacific				
Lv Salt Lake City (M.S.T.)				8.00 MON
Lv Ogden (M.S.T.)	Ar Evanston	9.55 MON	11.27 MON	9.55 MON
Ar Green River	Lv Green River	1.05 MON	1.10 MON	1.05 MON
Lv Rock Springs	Ar Rawlins	3.24 MON	5.18 MON	3.24 MON
Lv Laramie	Ar Cheyenne	6.30 MON	6.40 MON	6.30 MON
Lv Cheyenne	Lv Sidney	8.02 MON	9.45 MON	8.02 MON
Ar North Platte (M.S.T.)	Lv North Platte (C.S.T.)	10.48 MON		10.48 MON
Ar Kearney	Ar Grand Island	12.38 TUE		12.38 TUE
Lv Columbus	Ar Fremont	2.50 TUE		2.50 TUE
Ar Omaha				2.50 TUE
C. & N. W.				
Lv Omaha	Lv Council Bluffs	3.00 TUE	7.05 TUE	3.00 TUE
Ar Cedar Rapids	Ar Clinton	8.25 TUE	10.45 TUE	8.25 TUE
Ar Chicago (C.S.T.)				10.45 TUE
Lv Omaha (Wab.)	Ar St. Louis			8.20 TUE
Ar St. Louis				7.55 WED
C. & N. W.				
Lv Omaha	Ar Sioux City			9.00 TUE
Ar St. Paul	Ar Minneapolis (C.S.T.)			12.01 TUE
Ar Minneapolis (C.S.T.)				8.15 TUE
Lv Chicago (C.S.T.) N.Y.C.	Ar New York (E.S.T.)			6.30 TUE
Ar New York (E.S.T.)				12.30 WED
Lv Chicago (C.S.T.) Penn.R.R.	Ar N. Phila., Pa. (E.S.T.)			5.15 TUE
Ar New York (E.S.T.)				10.13 WED
Ar New York (E.S.T.)				11.45 WED

**Equipment for Page 9**

★ **NO. 102—Streamliner CITY OF SAN FRANCISCO—Daily—Extra Fare**  
 Runs via S. P. to Ogden, and via C. & N. W. east of Omaha.  
 Club Car @..... San Francisco to Chicago—(Valet, radio).  
 Standard Sleeping Cars..... San Francisco to Chicago—Drawing rooms, Compt., Bedrooms, Roomettes, Sections (7 cars).  
 Reclining Seat Coaches..... San Francisco to Chicago—(all seats reserved).  
 Coffee Shop Dining Car... A la carte and club or table d'hote service.  
 Main Dining Car..... A la carte and club or table d'hote service.

★ **NO. 28—SAN FRANCISCO OVERLAND—DAILY**

Pullman and reserved seat coaches, no extra fare, San Francisco to Chicago.  
 Runs via S. P. to Ogden, and via C. & N. W. east of Omaha.  
 Club Lounge Car @..... San Francisco to Chicago (Barber, valet, radio).  
 Standard Sleeping Cars..... San Francisco to New York—10 Sections, Drawing room, Compartments (P.R.R. No. 42 east of Chicago).  
 San Francisco to New York—8 Sections, D. R., Compartments (N.Y.C. No. 22 east of Chicago).  
 San Francisco to Chicago—2 Drawing-rooms, 4 Compartments, 4 Double Bedrooms.  
 San Francisco to Chicago—6 Sections, 6 Roomettes, 4 Double Bedrooms.  
 San Francisco to St. Louis—6 Sections, 6 Roomettes, 4 Double Bedrooms (U.P.-Wab. 10 east of Cheyenne).  
 San Francisco to Salt Lake City—10 Sections, D. R., Compts. (No. 30 south of Ogden).  
 West Yellowstone to Chicago—10 Sections, D. R., Compts. (Nos. 36-12 to Green River; summer season only).  
 Reclining Seat Coaches..... San Francisco to Omaha and Chicago (3 cars—48 seats each—all reserved).  
 Dining Car..... A la carte and club or table d'hote service.

★ **NO. 24—GOLD COAST—DAILY**

Cars from Chicago run via C. & N. W. to Omaha; U. P. to Ogden; S. P. to San Francisco.  
 Lounge Car @..... San Francisco to Chicago.  
 Standard Sleeping Cars..... San Francisco to Chicago—12 Sections, D. R. St. Louis via Omaha to San Francisco—12 Sections D. R. (Wab. 14 east of Omaha).  
 San Francisco to Ogden—12 Sections, D.R. (for Denver and Kansas City).  
 Reclining Seat Coaches..... San Francisco to Chicago.  
 Dining Car..... Ogden to Omaha.  
 Dining Car..... A la carte and club or table d'hote service.

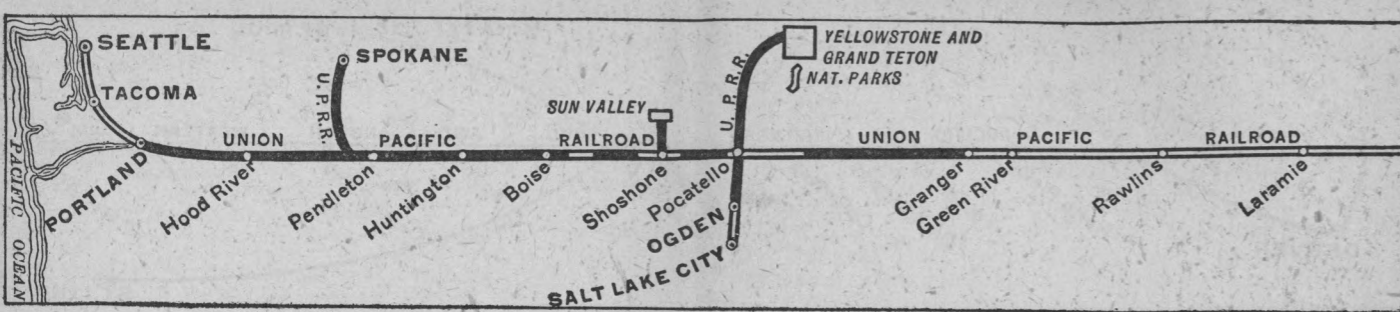
**IMPORTANT NOTICE**

Union Pacific trains operate on Pacific Standard Time in California, but California cities observe Daylight Saving Time.

**Footnotes for Page 9**

- ⊗ Club and lounge cars are for the exclusive use of standard sleeping car passengers.
- ⊠ Conditional stop; see Table 2.
- Runs via Borie cut-off; not via Cheyenne.
- Extra fare train; see tables 1 and 2.
- (f) Stops only on signal.

- ★ Regularly assigned through cars air-conditioned.
- (E.S.T.) Eastern standard time. (C.S.T.) Central standard time.
- (M.S.T.) Mountain standard time. (P.S.T.) Pacific standard time.
- Time from 12:01 midnight to 12:00 noon shown in light face type.
- Time from 12:01 noon to 12:00 midnight shown in heavy face type.



### CHICAGO to PORTLAND and SEATTLE via Omaha

Table C Condensed Schedules All Trains Daily	Streamliner City of Portland 105 Daily Example	Los Angeles Limited- Idahoan 1-3-11 Daily Example	Pacific- Portland Rose 21-17 Daily Example
C. & N. W. Lv Chicago (C.S.T.)	6.00 SUN	12.01 SUN	8.10 SUN
Ar Omaha	2.10 MON	9.00 SUN	8.00 MON
Union Pacific			
Lv Omaha	2.20 MON	9.25 SUN	8.30 MON
" Fremont		9.08 SUN	8.15 MON
" Columbus		9.08 SUN	8.15 MON
" Grand Island	4.21	12.08 MON	11.25
" Kearney		12.11	12.11
" North Platte (C.S.T.)	6.11	2.20	2.00
Lv North Platte (M.S.T.)	5.14	1.35	1.10
" Sidney	5.58	3.58	3.50
Lv Cheyenne	8.43	6.05	6.15
Ar Cheyenne	8.53	10.45	6.25
" Laramie	10.13	12.25	8.10
" Rawlins	12.01	2.45	10.50 MON
" Rock Springs		5.01	1.25 TUE
" Green River	2.20	6.00	3.15
" Kemmerer	f 3.28	7.24	5.00
" Montpelier	4.45	9.05	7.10
Ar Pocatello	6.30 MON	11.15 MON	9.45 TUE
Ar West Yellowstone		7.30 TUE	(Summer Season Only)
Lv West Yellowstone	(Summer Season Only)	7.30 MON	7.30 MON
Lv Pocatello	6.40 MON	11.40 MON	10.15 TUE
" Minidoka	f 7.36	12.50 TUE	11.35
Ar Shoshone	8.18 MON	1.42 TUE	12.35 TUE
Lv Shoshone	8.28 MON	1.55 TUE	12.45 TUE
Ar Sun Valley (Ketchum)	10.58 MON	4.25 TUE	3.15 TUE
Lv Sun Valley (Ketchum)	5.30 MON	11.00 MON	10.00 TUE
Ar Shoshone	8.00 MON	1.30 TUE	12.30 TUE
Lv Shoshone	8.18 MON	1.42 TUE	12.35 TUE
" Glens Ferry	9.10	3.10	2.00
" Boise	10.30	4.55	3.45
" Nampa	f 10.53	5.50	4.25
" Ontario	f 11.34	6.45	5.28
Ar Huntington (M.S.T.)	12.20	7.50	6.35
Lv Huntington (P.S.T.)	11.30	7.05	5.50
" Baker	f 12.46	8.35	7.25
" La Grande	1.46	10.05	9.00 TUE
" Pendleton	3.55	12.35	12.10 WED
" Arlington		2.25	2.20
" The Dalles	6.10	3.50	4.00
" Hood River	f 6.38	4.27	4.40
Ar Portland	8.00 TUE	6.15 TUE	6.30 WED
Lv Portland	8.30 TUE	11.30 TUE	8.30 WED
Ar Tacoma	12.35	5.00 WED	12.35
Ar Seattle (P.S.T.)	2.00 TUE	6.45 WED	2.00 WED

#### Equipment for Page 10

★ NO. 105—Streamliner CITY OF PORTLAND—DAILY—No Extra Fare  
Cars from Chicago run via C. & N. W. to Omaha; thence U. P.  
Club Lounge Car... Chicago to Portland (Barber, valet, bath, radio).  
Standard Sleeping Cars... Chicago to Portland—2 Drawing Rooms, 4 Compartments, 4 Double Bedrooms.  
Chicago to Portland—6 Sections, 6 Roomettes, 4 Double Bedrooms (3 cars).  
Reclining Seat Coaches... Chicago to Portland—All seats reserved.  
Coach Lounge Car... Chicago to Portland.  
Coffee Shop Dining Car... A la carte and club or table d'hote service.  
Main Dining Car... A la carte and club or table d'hote service.

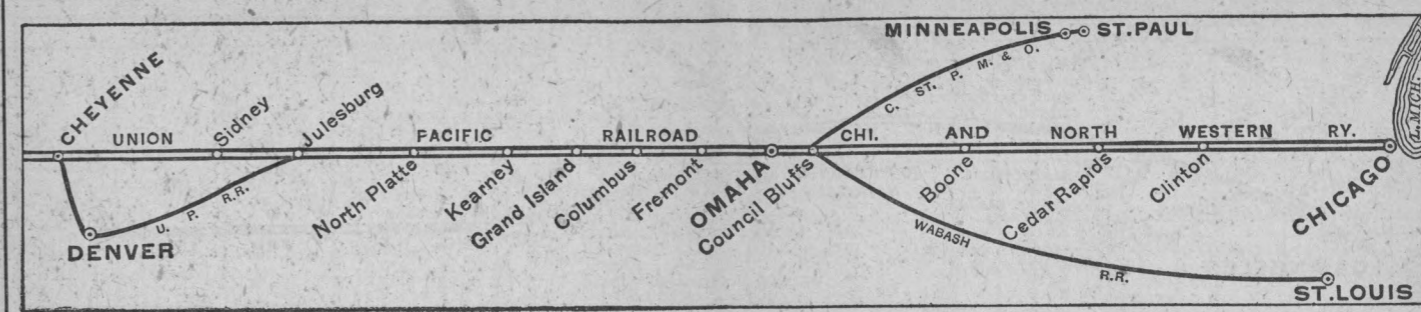
★ NO. 1-3-11—LOS ANGELES LIMITED—IDAHOAN—DAILY  
C. & N. W. 1 to Omaha; U. P. 1 to Cheyenne; No. 3 to Green River; No. 11 to Portland.  
Club Lounge Car Service... Chicago to Portland.  
Standard Sleeping Cars... Chicago to Cheyenne—Drawing-rooms, Compartments, Bedrooms, Roomettes, Sections (for Los Angeles).  
Chicago to West Yellowstone—10 Sections, D. R., Compts. (No. 3 Omaha to Cheyenne; No. 35 beyond Pocatello; summer season only).  
Cheyenne to Portland—10 Sections, D. R., Compt. (No. 9 from St. Louis).  
Pocatello to Portland—12 Sections, D.R. (No. 31 from Salt Lake City).  
Pocatello to Portland—10 Sections, D. R., Compt. (No. 31 from Salt Lake City).  
Reclining Seat Coaches... Chicago to Cheyenne (No. 1 to Los Angeles—96 seats—all reserved).  
Cheyenne to Portland (No. 9 from St. Louis—48 seats—all reserved).  
Green River to Portland—(not reserved).  
Pocatello to Portland—(No. 31 from Salt Lake City—48 seats—not reserved).  
Dining Car... A la carte and club or table d'hote service.

★ NO. 21-17—PACIFIC-PORTLAND ROSE—DAILY  
No. 21 to Green River; No. 17 to Portland.  
Cars from Chicago run via C. & N. W. to Omaha; thence U. P.  
Club Lounge Car Service... Chicago to Portland.  
Standard Sleeping Cars... Chicago to Portland—12 Sections, D. R., Compt. (No. 33 from Salt Lake City; No. 66 north of Pendleton).  
Denver to Portland—10 Sections, 3 Double Bedrooms (No. 17 to Green River).  
Denver to Portland—10 Sections, 2 Drawing-rooms (No. 17 to Green River).  
Green River to Seattle—12 Sections, D. R. (No. 37-17 from Kansas City via Denver; No. 457 beyond Portland).  
Reclining Seat Coaches... Chicago to Portland.  
Green River to Portland (No. 37-17 from Kansas City via Denver).  
Denver to Spokane (No. 17 to Pendleton; No. 66 north of Pendleton).  
Dining Car... A la carte and club or table d'hote service.

#### Footnotes for Page 10

☐ Club and lounge cars are for the exclusive use of standard sleeping car passengers. The City of Portland has a lounge car for coach passengers.  
☐ Conditional stop; see Table 1. ☐ Runs via Borie Cut-off; not via Cheyenne.  
★ Regularly assigned through cars air-conditioned. (f) Stops only on signal.  
♦ Motor Bus. This service is provided passengers arriving or departing Shoshone and holding through rail tickets to and from Ketchum and room reservations at Sun Valley.

■ West Yellowstone, Montana, is gateway to Yellowstone National Park. Summer Season is from June 20 to September 11.  
▲ Daily train No. 401. \* Daily train No. 457.  
(C.S.T.) Central Standard time. (M.S.T.) Mountain Standard time.  
(P.S.T.) Pacific Standard time.  
Time from 12.01 midnight to 12.00 noon shown in light face type.  
Time from 12.01 noon to 12.00 midnight shown in heavy face type.



### SEATTLE and PORTLAND to CHICAGO via Omaha

Table C Condensed Schedules All Trains Daily	Streamliner City of Portland 106 Daily Example	Idahoan- Utahn 12-4 Daily Example	Portland Rose- Pacific 18-22 Daily Example
Union Pacific			
Lv Seattle (P.S.T.)	\$12.25 SUN	11.30 SAT	4.00 SUN
" Tacoma	\$ 1.19	1.00 SUN	5.10
Ar Portland	4.35 SUN	6.45 SUN	8.45 SUN
Lv Portland	5.30 SUN	8.10 SUN	9.10 SUN
" Hood River	f 6.50	9.40	10.38
" The Dalles	7.20	10.20	11.15 SUN
" Arlington		11.30	12.19 MON
" Pendleton	9.43	1.30	2.25
" La Grande	11.59 SUN	4.00	5.10
" Baker	f 1.07 MON	5.15	6.30
Ar Huntington (P.S.T.)	2.25	6.40	7.55
Lv Huntington (M.S.T.)	3.35	7.50	9.05
" Ontario	f 4.26	8.47	10.05
" Nampa	f 5.14	9.55	11.20
" Boise	5.45	10.35 SUN	11.50
" Glens Ferry	6.55	12.30 MON	1.35
Ar Shoshone	7.50 MON	1.42 MON	2.50 MON
Lv Shoshone	8.00 MON	1.55 MON	3.00 MON
Ar Sun Valley (Ketchum)	10.30 MON	4.25 MON	5.30 MON
Lv Sun Valley (Ketchum)	5.15 MON	11.00 SUN	12.15 MON
Ar Shoshone	7.45 MON	1.30 MON	2.45 MON
Lv Shoshone	7.50 MON	1.42 MON	2.50 MON
" Minidoka	f 8.34	2.42	3.50
Ar Pocatello	9.30 MON	3.55 MON	5.05 MON
Ar West Yellowstone	Summer Season Only	7.30 TUE	7.30 TUE
Lv West Yellowstone	7.30 SUN	Summer Season Only	7.30 TUE
Lv Pocatello	9.40 MON	4.20 MON	5.30 MON
" Montpelier	11.30	6.45	8.10
" Kemmerer	f 12.47	8.26	9.50 MON
" Green River	2.10	10.20	12.25 TUE
" Rock Springs		10.39	12.45
" Rawlins	4.24	1.03	3.20
" Laramie	6.15	3.25	6.00
Ar Cheyenne	7.25	4.50	7.30
Lv Cheyenne	7.35	5.35	7.55
" Sidney	8.58	8.15	10.00
Ar North Platte (M.S.T.)	10.35	11.05 MON	12.15
Lv North Platte (C.S.T.)	11.38 MON	12.20 TUE	1.25
" Kearney		2.20	3.22
" Grand Island	1.23	3.20	4.32
" Columbus		4.37	f 5.41
" Fremont		5.32	f 6.43
Ar Omaha	3.25 TUE	6.30 TUE	7.50 TUE
C. & N. W.			
Lv Omaha	3.35 TUE	8.30 TUE	8.45 TUE
Ar Chicago (C.S.T.)	11.50 TUE	7.30 TUE	8.15 WED

#### Equipment for Page 11

★ NO. 106—Streamliner CITY OF PORTLAND—Daily—No Extra Fare  
Cars to Chicago run via C. & N. W. east of Omaha.  
Arrive Chicago via C. & N. W. Ry.  
Club Lounge Car... Portland to Chicago (Barber, valet, bath, radio).  
Standard Sleeping Cars... Portland to Chicago—2 Drawing Rooms, 4 Compartments, 4 Double Bedrooms.  
Portland to Chicago—6 Sections, 6 Roomettes, 4 Double Bedrooms (3 cars).  
Reclining Seat Coaches... Portland to Chicago—All seats reserved.  
Coach Lounge Car... Portland to Chicago.  
Coffee Shop Dining Car... A la carte and club or table d'hote service.  
Main Dining Car... A la carte and club or table d'hote service.

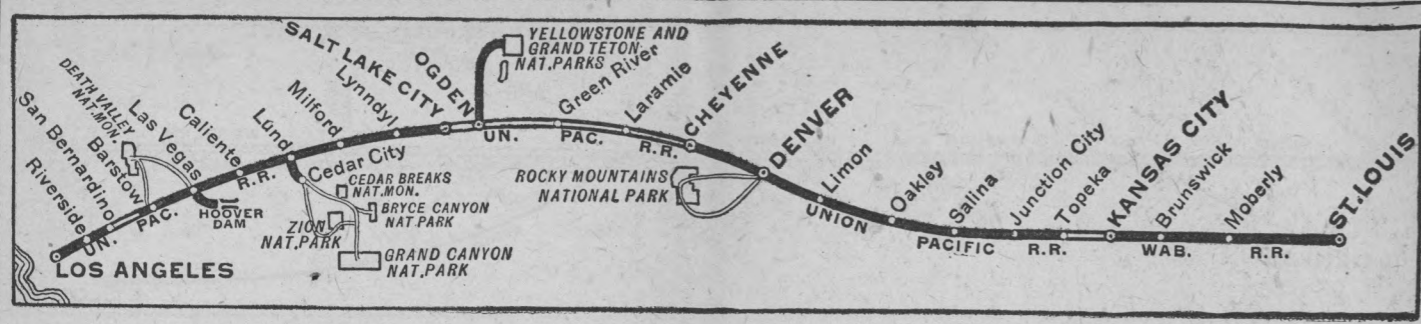
★ NO. 12-4—IDAHOAN—UTAHN—DAILY  
No. 12 to Green River; No. 4 to Omaha.  
Local coach Omaha to Chicago runs via C. & N. W. 14.  
Club Lounge Car Service... Portland to Cheyenne.  
Standard Sleeping Cars... Portland to Cheyenne—10 Sections, D. R., Compt. (U.P.-Wab. 10 to St. Louis).  
Portland to Salt Lake City—12 Sections, D. R. (No. 32 south of Pocatello).  
Green River to Omaha—12 Sections, Drawing-room (No. 4 from Los Angeles—occupancy until 7:30 a.m.).  
West Yellowstone to Chicago—10 Sections, D. R., Compts. (No. 36 to Pocatello; No. 28 east of Green River; summer season only).  
Boise to Salt Lake City—10 Sections, D. R., Compt. (No. 32 south of Pocatello).  
Reclining Seat Coaches... Portland to Cheyenne (U.P.-Wab. 10 to St. Louis—48 seats—all reserved).  
Portland to Cheyenne (not reserved).  
Green River to Omaha (No. 4 from Los Angeles—not reserved).  
Omaha to Chicago.  
Portland to Salt Lake City (No. 32 south of Pocatello—48 seats—not reserved).  
Dining Car... A la carte and club or table d'hote service.

★ NO. 18-22—PORTLAND ROSE—PACIFIC—DAILY  
No. 18 to Green River; No. 22 to Chicago.  
Cars to Chicago run via C. & N. W. east of Omaha.  
Club Lounge Car Service... Portland to Chicago.  
Standard Sleeping Cars... Portland to Chicago—12 Sections, D. R. (No. 65 from Spokane; No. 34 south of Pocatello).  
Portland to Denver—10 Sections, 3 Double Bedrooms (No. 18 through to Denver).  
Portland to Denver—10 Sections, 2 Drawing-rooms (No. 18 east of Green River).  
Seattle to Denver—12 Sections, D. R. (No. 458 to Portland—No. 18-38 through to Kansas City).  
Reclining Seat Coaches... Portland to Chicago.  
Portland to Denver (No. 18-38 through to Kansas City).  
Pendleton to Denver (No. 65 from Spokane; No. 18 through to Denver).  
Dining Car... A la carte and club or table d'hote service.

#### Footnotes for Page 11

☐ Club and lounge cars are for the exclusive use of standard sleeping car passengers. The City of Portland has a lounge car for coach passengers.  
♦ Motor bus. This service is provided passengers arriving or departing Shoshone and holding through rail tickets to and from Ketchum and room reservations at Sun Valley.  
■ West Yellowstone, Montana, is gateway to Yellowstone National Park. Summer Season is from June 20 to September 11.

☐ Conditional stop; see Table 2. (f) Stops only on signal.  
\* Daily train No. 408. ▲ Daily train No. 402. \* Daily train No. 458.  
★ Regularly assigned through cars air-conditioned. (C.S.T.) Central Standard time. (M.S.T.) Mountain Standard time. (P.S.T.) Pacific Standard time.  
Time from 12.01 midnight to 12.00 noon shown in light face type.  
Time from 12.01 noon to 12.00 midnight shown in heavy face type.



ST. LOUIS-KANSAS CITY-LOS ANGELES via Denver

Table No. D Condensed Schedules All Trains Daily. Includes columns for Pony Express 37, Streamliner City of St. Louis-Utah, and Pony Express 38.

Equipment for Page 12. Details for NO. 9-3-Streamliner CITY OF ST. LOUIS-UTAH-DAILY, NO. 4-10-UTAHN-Streamliner-CITY OF ST. LOUIS-DAILY, and NO. 37-PONY EXPRESS-DAILY.

Footnotes for Page 12. Includes information on club and lounge cars, regularly assigned through cars, and motor bus connections.

IMPORTANT NOTICE. Union Pacific trains operate on Pacific Standard Time in California, but California cities observe Daylight Saving Time.

ST. LOUIS-KANSAS CITY-SAN FRANCISCO via Denver

Table E Condensed Schedules All Trains Daily. Includes columns for Pony Express-Gold Coast, Streamliner City of St. Louis-Utah-San Francisco, and Gold Coast-Pony Express.

Equipment for Page 13. Details for NO. 9-3-27-Streamliner-CITY OF ST. LOUIS-UTAH-SAN FRANCISCO OVERLAND-DAILY, NO. 37-23-PONY EXPRESS-GOLD COAST-DAILY, and NO. 24-38-GOLD COAST-PONY EXPRESS-DAILY.

Equipment for Page 13. Details for NO. 28-10-SAN FRANCISCO OVERLAND-Streamliner-CITY OF ST. LOUIS-DAILY and NO. 24-38-GOLD COAST-PONY EXPRESS-DAILY.

Equipment for Page 13. Details for NO. 37-23-PONY EXPRESS-GOLD COAST-DAILY and NO. 24-38-GOLD COAST-PONY EXPRESS-DAILY.

Equipment for Page 13. Details for NO. 24-38-GOLD COAST-PONY EXPRESS-DAILY and NO. 28-10-SAN FRANCISCO OVERLAND-Streamliner-CITY OF ST. LOUIS-DAILY.

Footnotes for Page 13. Includes information on club and lounge cars, regularly assigned through cars, and motor bus connections.

Footnotes for Page 13. Includes information on club and lounge cars, regularly assigned through cars, and motor bus connections.

IMPORTANT NOTICE. Union Pacific trains operate on Pacific Standard Time in California, but California cities observe Daylight Saving Time.

ST. LOUIS—KANSAS CITY—PORTLAND—SEATTLE via Denver

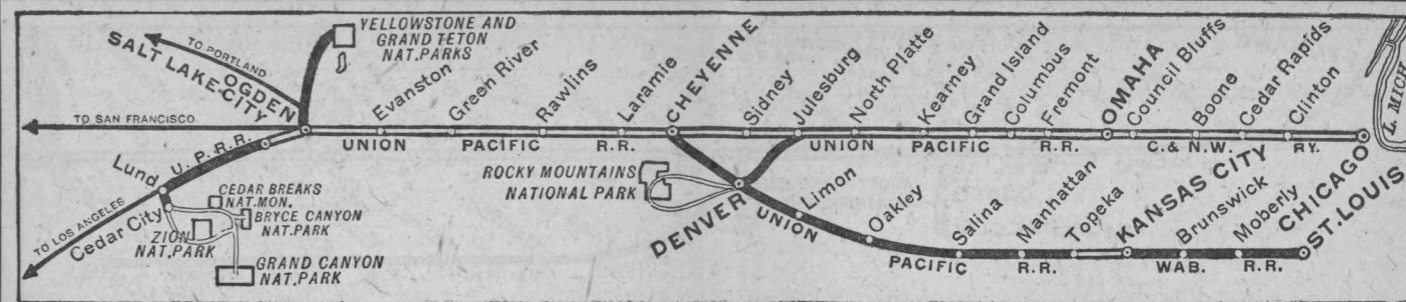
Table F Condensed Schedules All Trains Daily. Includes routes for Pony Express-Portland Rose, Streamliner City of St. L., Idahoan-Streamliner, and Portland Rose-Pony Express.

★ NO. 9-3-11—Streamliner CITY OF ST. LOUIS—IDAHOAN—DAILY. Club Lounge Car Service, Standard Sleeping Cars, Reclining Seat Coaches, Dining Car.

★ NO. 12-4-10—IDAHOAN—Streamliner CITY OF ST. LOUIS—DAILY. Club Lounge Car Service, Standard Sleeping Cars, Reclining Seat Coaches, Dining Car.

Footnotes for Page 14. ★ Regularly assigned through cars air conditioned. □ Conditional stop; see Table 24.

★ Motor bus. This service is provided passengers arriving or departing Shoshone and holding through rail tickets to and from Ketchum and room reservations at Sun Valley.



CHICAGO—MINNEAPOLIS—OMAHA—DENVER

Table G Condensed Schedules All Trains Daily. Includes routes for C. & N.W., Union Pacific, and equipment details for Table G.

ST. LOUIS—KANSAS CITY—DENVER—SALT LAKE CITY

Table H All Trains Daily. For Complete Schedules See Table 17. Includes routes for Pony Express, City of St. Louis-Utah, and equipment details for Table H.

Footnotes for Page 15. ★ Regularly assigned through cars air conditioned. □ Conditional stop; see Tables 1 or 17. (f) Stops only on signal.



### CHICAGO — OMAHA — SPOKANE

No. 105 - Bus Example	No. 21-17-66 Example	Table K Condensed Schedules All Trains Daily	No. 65-18-22 Example	Bus No. 106 Example
6.00 SUN	8.10 SUN	Lv Chicago (C.T.) C. & N. W. Ar	8.15 WED	11.50 TUE
2.20 MON	8.30 MON	Lv Omaha (Union Pacific) Ar	7.50 TUE	3.25 " "
6.11 " "	2.00 " "	Ar North Platte (C.T.) Lv	1.25 " "	11.38 TUE
5.14 " "	1.10 " "	Lv North Platte (M.T.) Ar	12.15 " "	10.35 MON
8.53 " "	6.25 MON	Lv Cheyenne Lv	7.55 TUE	7.35 " "
6.40 " "	10.15 TUE	Lv Pocatello Lv	5.30 MON	9.40 " "
10.30 MON	3.45 " "	Lv Boise Lv	11.50 " "	5.45 " "
12.20 TUE	6.35 " "	Ar Huntington (M.T.) Ar	9.05 " "	3.35 " "
11.30 TUE	5.50 " "	Lv Huntington (P.T.) Ar	7.65 " "	2.25 MON
3.50 TUE	11.40 TUE	Lv Pendleton Ar	2.25 " "	9.43 SUN
9.00 TUE	12.30 WED	Lv Pendleton Ar	1.30 MON	9.30 SUN
	3.10 WED	Ar Wallula Lv	11.30 SUN	
	8.05 WED	Ar Yakima Lv	7.10 SUN	
10.32 TUE	5.30 WED	Ar Walla Walla Lv	9.45 SUN	7.56 SUN
	4.55 WED	Ar Ayer Lv	10.00 SUN	
4.05 TUE	8.25 WED	Ar Lewiston Lv	6.20 SUN	4.20 SUN
	9.15 WED	Ar Moscow Lv	5.45 SUN	
3.35 TUE	7.40 WED	Ar Spokane (P.T.) Lv	7.40 SUN	2.15 SUN

**Equipment for Table K**  
 ★ NO. 105—Streamliner CITY OF PORTLAND—DAILY  
 No. 105 to Pendleton; Bus to Spokane.  
 Club Lounge Car @ . . . . . Chicago to Pendleton (Barber, valet, bath, radio).  
 Standard Sleeping Cars . . . . . Chicago to Pendleton—Drawing rooms, Compts., Bedrooms, Roomettes, Sections.  
 Reclining Seat Coaches . . . . . Chicago to Pendleton—all seats reserved.  
 Coach Lounge Car . . . . . Chicago to Pendleton.  
 Coffee Shop Dining Car . . . . . A la carte and club or table d'hote service.  
 Dining Car . . . . . A la carte and club or table d'hote service.

★ NO. 21-17-66—PACIFIC—DAILY  
 No. 21 to Green River; No. 17 to Pendleton; No. 66 to Spokane.  
 Club Lounge Car Service @ . Chicago to Pendleton.  
 Standard Sleeping Cars . . . . . Chicago to Pendleton—12 Sections, D.R. (for Portland).  
 Pocatello to Spokane—12 Sections, D. R. (No. 33 from Salt Lake City).  
 Reclining Seat Coaches . . . . . Chicago to Pendleton (for Portland); Green River to Spokane (No. 17 from Denver).  
 Dining Car . . . . . A la carte and club or table d'hote service.

★ NO. 65-18-22—PACIFIC—PORTLAND ROSE—DAILY  
 No. 65 to Pendleton; No. 18 to Green River; No. 22 to Chicago.  
 Club Lounge Car Service @ . Pendleton to Chicago.  
 Standard Sleeping Cars . . . . . Pendleton to Chicago—12 Sec., D.R. (from Portland).  
 Spokane to Pocatello—12 Sections, D. R. (No. 34 to Salt Lake City).  
 Reclining Seat Coaches . . . . . Spokane to Green River (No. 18 to Denver); Pendleton to Chicago (from Portland).  
 Dining Car . . . . . A la carte and club or table d'hote service.

★ NO. 106—Streamliner CITY OF PORTLAND—DAILY  
 Bus to Pendleton; No. 106 to Chicago.  
 Club Lounge Car @ . . . . . Pendleton to Chicago (Barber, valet, bath, radio).  
 Standard Sleeping Cars . . . . . Pendleton to Chicago—Drawing-rooms, Compts., Bedrooms, Roomettes, Sections.  
 Reclining Seat Coaches . . . . . Pendleton to Chicago—all seats reserved.  
 Coach Lounge Car . . . . . Pendleton to Chicago.  
 Coffee Shop Dining Car . . . . . A la carte and club or table d'hote service.  
 Dining Car . . . . . A la carte and club or table d'hote service.

### ST. LOUIS — KANSAS CITY — SPOKANE

No. 37-17-66 Example	Table L Condensed Schedules All Trains Daily	No. 65-18-38 Example
4.00 SUN	Lv St. Louis (C.T.) Wabash Ar	7.30 WED
9.00 " "	Ar Kansas City Lv	11.55 TUE
11.30 SUN	Lv Kansas City (Union Pacific) Ar	11.50 " "
5.10 MON	Lv Denver (M.T.) Ar	8.10 TUE
10.15 TUE	Lv Pocatello Lv	5.30 MON
11.40 TUE	Ar Pendleton (P.T.) Ar	2.25 " "
12.30 WED	Lv Pendleton Ar	1.30 " "
2.25 " "	Lv Wallula Lv	12.20 MON
3.10 WED	Ar Wallula Lv	11.30 SUN
8.05 WED	Ar Yakima Lv	7.10 SUN
5.30 " "	Ar Walla Walla Lv	9.45 " "
3.30 " "	Lv Wallula Ar	11.10 " "
4.55 " "	Ar Ayer Lv	10.00 " "
8.25 " "	Ar Lewiston Lv	6.20 " "
9.15 " "	Ar Moscow Lv	5.45 " "
4.55 " "	Lv Ayer Ar	10.00 " "
7.06 " "	Lv Cheney Lv	8.04 " "
7.40 WED	Ar Spokane (P.T.) Lv	7.40 SUN

**Equipment for Table L**  
 ★ NO. 37-17-66—PONY EXPRESS—PORTLAND ROSE—DAILY  
 No. 37 to Denver; No. 17 to Pendleton; No. 66 to Spokane.  
 Club Lounge Car @ . . . . . Green River to Pendleton.  
 Standard Sleeping Cars . . . . . Denver to Pendleton—Sections, Double Bedrooms, Drawing-rooms (2 cars to Portland).  
 Kansas City to Pendleton—12 Sec., D. R. (for Seattle).  
 Pocatello to Spokane—12 Sections, D. R. (No. 33 from Salt Lake City).  
 Kansas City to Denver—12 Sec., D. R. (to Los Angeles).  
 Reclining Seat Coaches . . . . . Kansas City to Pendleton; Denver to Spokane.  
 Dining Car . . . . . A la carte and club or table d'hote service.

★ NO. 65-18-38—PORTLAND ROSE—PONY EXPRESS—DAILY  
 No. 65 to Pendleton; No. 18 to Denver; No. 38 to Kansas City.  
 Club Lounge Car @ . . . . . Pendleton to Green River.  
 Standard Sleeping Cars . . . . . Spokane to Pocatello—12 Sec., D. R. (No. 34 to Salt Lake City).  
 Pendleton to Denver—Sections, Double Bedrooms, Drawing-rooms (2 cars from Portland).  
 Pendleton to Kans. City—12 Sec., D. R. (from Seattle).  
 Denver to Kansas City—12 Sec., D. R. (from Los Angs).  
 Reclining Seat Coaches . . . . . Spokane to Denver.  
 Dining Car . . . . . Pendleton to Kansas City.  
 Dining Car . . . . . A la carte and club or table d'hote service.

**Footnotes for Page 16**  
 @ Club and lounge cars are for the exclusive use of standard sleeping car passengers.  
 ★ Regularly assigned through cars air-conditioned.  
 † Via Overland Greyhound Bus north of Pendleton.  
 (C.T.) Central time. (M.T.) Mountain time. (P.T.) Pacific time.  
 Time from 12.01 midnight to 12.00 noon shown in light face type.  
 Time from 12.01 noon to 12.00 midnight shown in heavy face type.

### CHICAGO — ST. LOUIS — KANSAS CITY — WEST YELLOWSTONE — VICTOR

No. 1-3-9-11-35-47 Example	Table O Summer Season All Trains Daily	No. 48-36-12-28-10 Example
12.01 SUN	Lv Chicago (CST) C. & N. W. Ar	1.00 TUE
9.00 SUN	Ar Omaha Lv	3.40 " "
11.00 SUN	Lv Omaha (Union Pacific) Ar	3.00 TUE
10.10 MON	Ar Cheyenne (M.S.T.) Lv	5.20 MON
4.00 SUN	Lv St. Louis (C.S.T.) (Wab.) Ar	1.00 TUE
9.00 " "	Ar Kansas City Lv	8.00 " "
9.30 SUN	Lv Kansas City Ar	7.45 TUE
7.40 MON	Ar Denver (M.S.T.) Lv	7.55 MON
8.00 " "	Lv Denver Ar	7.40 " "
10.20 MON	Ar Cheyenne Lv	5.30 MON
10.45 MON	Lv Cheyenne (M.S.T.) Ar	5.05 MON
5.25 " "	Ar Green River Lv	10.40 " "
6.00 " "	Lv Green River Ar	9.50 " "
11.15 MON	Ar Pocatello Lv	4.20 " "
1.55 TUE	Lv Pocatello Ar	1.40 " "
2.30 " "	Lv Blackfoot Lv	12.50 MON
3.25 " "	Lv Idaho Falls Lv	10.10 SUN
5.00 TUE	Ar Ashton Lv	
5.15 TUE	Lv Ashton Ar	9.55 SUN
7.00 TUE	Ar Victor Ar	8.15 SUN
7.30 TUE	Ar W. Yellowstone (M.S.T.) Lv	7.30 SUN

★ NO. 1-3-11-35-47 (LOS ANGELES LIMITED)—YEL'STONE SPECIAL  
 ★ NO. 9-3-11-35-47—DAILY  
 C. & N. W. No. 1 Chicago to Omaha; No. 3 Omaha to Green River; No. 9 St. Louis Cheyenne (Wabash east of Kansas City); No. 11 to Pocatello; No. 35 to Ashton and West Yellowstone; No. 47 Ashton to Victor.  
 Club Lounge Car Service @ . Chicago and St. Louis to West Yellowstone.  
 Standard Sleeping Car . . . . . Chicago to West Yellowstone—10 Sec., D. R., Compts. St. Louis to W. Yellowstone—Sections and rooms (requires car to car change after leaving Cheyenne).  
 Coaches . . . . . Chicago to Cheyenne; St. Louis to Pocatello; Pocatello to West Yellowstone and Victor (all seats reserved from Chicago and St. Louis to Pocatello).  
 Dining Car . . . . . A la carte and club or table d'hote service.

★ NO. 48-36-12-10-28—YEL'STONE SPEC.—SAN FRAN. OV'LAND—Daily  
 No. 48 Victor to Ashton; No. 36 W. Yellowstone and Ashton to Pocatello; No. 12 to Green River; No. 28 to Chicago; No. 10 Cheyenne to St. Louis. C. & N. W. east of Omaha; Wabash east of Kansas City.  
 Club Lounge Car Service @ . West Yellowstone to St. Louis and Chicago.  
 Standard Sleeping Cars . . . . . W. Yellowstone to Chicago—10 Sec., D. R., Compts. West Yellowstone to St. Louis—Sections and rooms. (requires car to car change after leaving Pocatello).  
 Coaches . . . . . Victor and W. Yellowstone to Pocatello; Pocatello to Cheyenne and St. Louis; Cheyenne to Chicago (all seats reserved east of Pocatello).  
 Dining Car . . . . . A la carte and club or table d'hote service.

### LOS ANGELES — SALT LAKE CITY — WEST YELLOWSTONE — BUTTE

Yellowstone Special 38-29 35-47 Example	Northwest Special 33 Example	Butte Special 38-29 Example	Table R Condensed Schedules All Trains Daily	Butte Special 30-37 Example	Northwest Special 34-3 Example	Yellowstone Special 48-36 45-37 Example
6.00 SU	6.00 SU	6.00 SU	Lv Los Angeles (P.S.T.) Ar	7.15 TU	4.00 MO	7.15 TU
6.25 " "	6.25 " "	6.25 " "	Ar East Los Angeles Lv	6.40 " "	3.40 " "	6.40 " "
7.40 " "	7.40 " "	7.40 " "	Ar Riverside Ar	5.05 " "	2.35 " "	5.05 " "
8.05 " "	8.05 " "	8.05 " "	Ar San Bernardino Lv	4.35 " "	2.10 " "	4.35 " "
8.15 " "	8.15 " "	8.15 " "	Ar San Bernardino Ar	4.25 " "	2.05 " "	4.25 " "
10.35 SU	10.35 SU	10.35 SU	Ar Barstow Lv	2.05 TU	11.59 " "	2.05 TU
3.45 MO	3.45 MO	3.45 MO	Ar Las Vegas Lv	8.45 MO	8.10 " "	8.45 MO
4.05 " "	4.05 " "	4.05 " "	Ar Las Vegas Ar	8.25 " "	7.55 " "	8.25 " "
7.40 " "	7.40 " "	7.40 " "	Ar Caliente (P.S.T.) Lv	5.05 " "	5.10 " "	5.05 " "
10.55 " "	10.55 " "	10.55 " "	Lv Lund (M.S.T.) Ar	3.30 " "	3.58 " "	3.30 " "
11.35 " "	11.35 " "	11.35 " "	Ar Milford Lv	2.40 " "	3.05 " "	2.40 " "
11.45 " "	11.45 " "	11.45 " "	Ar Milford Ar	2.30 " "	3.05 " "	2.30 " "
1.35 " "	1.35 " "	1.35 " "	Ar Lynndyl Lv	12.25 " "	1.37 " "	12.25 " "
1.45 " "	1.45 " "	1.45 " "	Lv Lynndyl Ar	12.15 " "	1.35 " "	12.15 " "
4.45 " "	4.45 " "	4.45 " "	Ar Salt Lake City Lv	9.10 " "	11.20 SU	9.10 " "
8.00 " "	11.55 SU	8.00 " "	Lv Salt Lake City Ar	8.00 " "	10.15 " "	8.00 " "
9.05 " "	12.55 SU	9.05 " "	Ar Ogden Lv	7.00 " "	9.15 " "	7.00 " "
9.35 MO	1.25 " "	9.35 MO	Ar Ogden Ar	6.35 " "	8.55 " "	6.35 " "
1.10 TU	5.05 " "	1.10 TU	Ar Pocatello Lv	3.15 " "	5.35 " "	3.15 " "
1.55 " "	5.40 " "	1.40 " "	Lv Pocatello Ar	2.40 " "	4.55 " "	1.40 " "
2.30 " "	6.33 " "	2.23 " "	Lv Blackfoot Lv	1.57 " "	4.10 " "	12.50 MO
3.15 TU	7.25 MO	3.10 TU	Ar Idaho Falls Lv	1.10 MO	3.25 SU	12.05 MO
3.25 TU	7.30 MO		Lv Idaho Falls Ar		3.10 SU	11.45 SU
4.27 " "	8.35 MO		Ar St. Anthony Lv		1.58 " "	10.34 " "
5.00 TU	9.05 " "		Ar Ashton Lv		1.35 " "	10.10 SU
5.15 TU	9.10 " "		Lv Ashton Ar		1.30 " "	9.55 SU
7.00 TU	11.05 MO		Ar Victor Lv		11.40 SU	8.15 SU
7.30 TU			Ar West Yellowstone Lv			7.30 SU
7.25 MO	3.10 TU	3.10 TU	Lv Idaho Falls Ar	1.10 MO	3.25 SU	
8.44 " "	4.32 " "	4.32 " "	Lv Dubois Lv	11.45 SU	1.50 " "	
9.05 " "	4.53 " "	4.53 " "	Lv Spencer Lv	11.22 " "	1.25 " "	
10.05 " "	5.55 " "	5.55 " "	Ar Lima Lv	10.30 " "	12.30 " "	
10.15 " "	6.05 " "	6.05 " "	Lv Lima Ar	10.15 " "	12.15 " "	
10.52 " "	6.47 " "	6.47 " "	Lv Armstrong Lv	9.33 " "	11.35 " "	
11.50 " "	7.23 " "	7.23 " "	Lv Dillon Lv	8.58 " "	10.57 " "	
12.39 " "	8.10 " "	8.10 " "	Lv Melrose Lv	8.03 " "	10.05 " "	
1.40 " "	9.10 " "	9.10 " "	Ar Silver Bow Lv	7.05 " "	9.10 " "	
2.00 MO	9.30 TU	9.30 TU	Ar Butte (M.S.T.) Lv	6.45 SU	8.50 SU	

**Equipment for Table R**  
 ★ NO. 38-29—PONY EXPRESS—BUTTE SPECIAL—DAILY  
 No. 38 to Salt Lake City; No. 29 to Butte.  
 Club Lounge Car @ . . . . . Los Angeles to Salt Lake City.  
 Standard Sleeping Cars . . . . . Los Angeles to Butte—10 Sections, 3 Double Bedrms. Salt Lake City to Butte—12 Sections, D. R.  
 Reclining Seat Coaches . . . . . Los Angeles to Salt Lake City; Salt Lake City to Butte.  
 Dining Car . . . . . A la carte and club or table d'hote service.

★ NO. 33—NORTHWEST SPECIAL—DAILY—Salt Lake City to Butte.  
 Standard Sleeping Car . . . . . Salt Lake City to Pocatello—12 Sections, D. R. (No. 17-66 Pocatello to Spokane—open 9:30 p.m.).  
 Reclining Seat Coaches . . . . . Salt Lake City to Butte.  
 Dining Car . . . . . Salt Lake City to Victor (No. 45 beyond Idaho Falls).

★ NO. 38-29-35-47—PONY EXPRESS—YEL'STONE SPECIAL—DAILY  
 No. 38 to Salt Lake City; No. 29 to Butte; No. 35 Pocatello to Ashton and West Yellowstone; No. 47 Ashton to Victor.  
 (Summer Season Service)  
 Club Lounge Car Service @ . Los Angeles to West Yellowstone.  
 Standard Sleeping Cars . . . . . Los Angeles to Butte—10 Sections, 3 Double Bedrooms, Salt Lake City to Butte—12 Sections, D. R.  
 Salt Lake City to West Yellowstone—6 Compts., 3 D.R. Salt Lake City to West Yellowstone—14 Sections.  
 Reclining Seat Coaches . . . . . Los Angeles to Salt Lake City; Salt Lake City to Butte. Pocatello to West Yellowstone and Victor.  
 Dining Car . . . . . A la carte and club or table d'hote service.

★ NO. 30-37—BUTTE SPECIAL—PONY EXPRESS—DAILY  
 No. 30 to Salt Lake City; No. 37 to Los Angeles.  
 Club Lounge Car @ . . . . . Salt Lake City to Los Angeles.  
 Standard Sleeping Cars . . . . . Butte to Los Angeles—10 Sec., 3 Double Bedrooms. Butte to Salt Lake City—12 Sections, D. R.  
 Reclining Seat Coaches . . . . . Butte to Salt Lake City.  
 Dining Car . . . . . Salt Lake City to Los Angeles.  
 Butte to Pocatello; Salt Lake City to Los Angeles.

★ NO. 34-3—NORTHWEST SPECIAL—DAILY  
 No. 34 to Salt Lake City; No. 3 to Los Angeles.  
 Standard Sleeping Cars . . . . . Pocatello to Salt Lake City—12 Sec., D. R. (No. 65-18 from Spokane).  
 Salt Lake City to Los Angeles—Drawing-room, Bedrooms, Roomettes, Sections.  
 Reclining Seat Coaches . . . . . Butte to Salt Lake City.  
 Victor to Salt Lake City (No. 46 to Idaho Falls).  
 Salt Lake City to Los Angeles.  
 Dining Car . . . . . Pocatello to Ogden; Salt Lake City to Los Angeles.

★ NO. 48-36-30-37—YEL'STONE SPECIAL—PONY EXPRESS—DAILY  
 No. 48 Victor to Ashton; No. 36 W. Yellowstone and Ashton to Pocatello; No. 30 to Salt Lake City; No. 37 to Los Angeles.  
 (Summer Season Service)  
 Club Lounge Car Service @ . West Yellowstone to Los Angeles.  
 Standard Sleeping Cars . . . . . Butte to Los Angeles—10 Sections, 3 Double Bedrooms. Butte to Salt Lake City—12 Sections, D. R.  
 West Yellowstone to Salt Lake City—14 Sections.  
 West Yellowstone to Salt Lake City—6 Compts. 3 D.R.  
 Reclining Seat Coaches . . . . . Victor and W. Yellowstone to Pocatello; Pocatello to Salt Lake City; Salt Lake City to Los Angeles.  
 Dining Car . . . . . Butte to Pocatello; Salt Lake City to Los Angeles.

**Footnotes for Page 17**  
 @ Club and lounge cars are for the exclusive use of standard sleeping car passengers.  
 ★ Regularly assigned through cars air-conditioned.  
 (f) Stops only on signal. \* Meal stop.  
 Operates only during Yellowstone Park season, June 20 to September 11.  
 (C.S.T.) Central standard time. (M.S.T.) Mountain standard time. (P.S.T.) Pacific standard time.  
 Time from 12.01 midnight to 12.00 noon shown in light face type.  
 Time from 12.01 noon to 12.00 midnight shown in heavy face type.

SALT LAKE CITY — BOISE — PENDLETON — SPOKANE

Table T Condensed Schedules All Trains Daily. Includes routes for Salt Lake City (M.S.T.), Ogdan, Pocatello, Sun Valley, Shoshone, Huntington (M.S.T.), Baker, La Grande, Pendleton, Umatilla, Wallula, Ayer, and Spokane (P.S.T.).

Equipment for Table T

- ★ NO. 33-17-66—NORTHWEST SPECIAL—PORTLAND ROSE—DAILY. No. 33 to Pocatello; No. 17 to Pendleton; No. 66 to Spokane. Club Lounge Car @ Pocatello to Pendleton. Standard Sleeping Car @ Salt L. City to Spokane—12 Sec., D.R. (open 9:30 p.m.). Reclining Seat Coaches @ Salt Lake City to Pocatello; Pocatello to Spokane. Dining Car @ Ogdan to Pendleton.

Los Angeles — Salt Lake City — Sun Valley

Table V Condensed Schedules All Trains Daily. S.V. Bus-18-34-3 Example. Includes routes for Los Angeles (P.S.T.), East Los Angeles, Las Vegas (PT.), Salt Lake City (MST), Salt Lake City, Ogdan, Pocatello, and Sun Valley (MST).

Equipment for Table V

- ★ NO. 33-33-17-S.V. BUS—PONY EXPRESS—NORTHWEST SPECIAL—PORTLAND ROSE—SUN VALLEY BUS. No. 38 to Salt Lake City; No. 33 to Pocatello; No. 17 to Shoshone; Bus to Sun Valley. Club Lounge Car @ Los Angeles to Salt Lake City; Pocatello to Shoshone. Standard Sleeping Cars @ Los Angeles to Salt Lake City—Drawing-rooms, Bedrooms, Sections (3 cars). Salt Lake City to Shoshone—12 Sec., D.R. (open 9:30 p.m.) (for Spokane). Reclining Seat Coaches @ Los Angeles to Salt Lake City (for Kansas City, Omaha and Chicago). Salt Lake City to Pocatello (for Butte and Victor). Pocatello to Shoshone. Dining Car @ Los Angeles to Salt Lake City; Pocatello to Shoshone.

★ S.V. BUS-NO. 18-34-3—SUN VALLEY BUS—PORTLAND ROSE—NORTHWEST SPECIAL—UTAHN

- Bus to Shoshone; No. 18 to Pocatello; No. 34 to Salt Lake City; No. 3 to Los Angeles. Club Lounge Car @ Shoshone to Pocatello; Salt Lake City to Los Angeles. Standard Sleeping Cars @ Shoshone to Salt Lake City—12 Sec., D.R. (from Spokane). Salt Lake City to Los Angeles—Drawing-room Bedrooms, Sections (3 cars). Reclining Seat Coaches @ Shoshone to Pocatello. Pocatello to Salt Lake City (from Victor and Butte). Salt Lake City to Los Angeles (from Kansas City, Chicago and Omaha). Dining Car @ Shoshone to Pocatello; Pocatello to Ogdan; Salt Lake City to Los Angeles.

NOTE—For Chicago and St. Louis—Sun Valley Service see Table C, pages 10 and 11, and Table F, page 14.

SALT LAKE CITY — BOISE — PORTLAND — SEATTLE

Table U Condensed Schedules All Trains Daily. Includes routes for Salt Lake City (M.S.T.), Ogdan, Pocatello, Minidoka, Shoshone, Sun Valley, Ketchum, Shoshone, Boise, Huntington (M.S.T.), Baker, La Grande, Pendleton, The Dalles, Portland, Tacoma, and Seattle (P.S.T.).

Equipment for Table U

- ★ NO. 31-11-401—IDAHOAN—DAILY. No. 31 to Pocatello; No. 11 to Portland; No. 401 to Seattle. Club Lounge Car @ Pocatello to Portland. Standard Sleeping Cars @ Salt Lake City to Boise—10 Sections, D. R., Compartment (occupancy until 7:30 a.m.). Salt Lake City to Portland—12 Sections, D. R. Reclining Seat Coaches @ Salt Lake City to Portland; Portland to Seattle. Dining Car @ A la carte and club or table d'hote service.

★ NO. 33-17-457—NORTHWEST SPECIAL—PORTLAND ROSE—DAILY

- No. 33 to Pocatello; No. 17 to Portland; No. 457 to Seattle. Club Lounge Car @ Pocatello to Portland. Standard Sleeping Cars @ Pocatello to Portland—10 Sections, 3 Double Bedrooms (from Denver). Pocatello to Portland—10 Sections, 2 Drawing-rooms. (from Denver). Pocatello to Seattle—12 Sec., D.R. (from Kansas City). Pocatello to Portland—12 Sec., D.R. (from Chicago). Salt Lake City to Pendleton—12 Sections, D. R. (No. 66 to Spokane). Reclining Seat Coaches @ Salt Lake City to Pocatello; Pocatello to Portland; Portland to Seattle. Dining Car @ A la carte and club or table d'hote service.

★ NO. 458-18-34—PORTLAND ROSE—NORTHWEST SPECIAL—DAILY

- No. 458 to Portland; No. 18 to Pocatello; No. 34 to Salt Lake City. Club Lounge Car @ Portland to Pocatello. Standard Sleeping Cars @ Portland to Pocatello—12 Sections, D.R. (for Chicago). Portland to Pocatello—10 Sections, 3 Double Bedrooms (for Denver). Portland to Pocatello—10 Sections, 2 Drawing-rooms. (for Denver). Seattle to Pocatello—12 Sec., D.R. (for Kansas City). Pendleton to Salt Lake City—12 Sections, D. R. (No. 65 from Spokane). Reclining Seat Coaches @ Seattle to Portland; Portland to Pocatello; Pocatello to Salt Lake City. Dining Car @ A la carte and club or table d'hote service.

★ NO. 402-12-32—IDAHOAN—DAILY

- No. 402 to Portland; No. 12 to Pocatello; No. 32 to Salt Lake City. Club Lounge Car @ Portland to Pocatello. Standard Sleeping Cars @ Portland to Salt Lake City—12 Sections, D. R., Compartment (open 9:30 p.m.). Reclining Seat Coaches @ Seattle to Portland; Portland to Salt Lake City. Dining Car @ A la carte and club or table d'hote service.

Footnotes for Page 18

- ⊗ Club and lounge cars are for the exclusive use of standard sleeping car passengers. ★ Regularly assigned through cars air-conditioned. ♦ Motor bus. This service is provided passengers arriving or departing Shoshone and holding through rail tickets to and from Ketchum and room reservations at Sun Valley. (M.S.T.) Mountain Standard time. (P.S.T.) Pacific Standard time. Time from 12.01 midnight to 12.00 noon shown in light face type. Time from 12.01 noon to 12.00 midnight shown in heavy face type.

PORTLAND — WALLA WALLA — YAKIMA — LEWISTON — SPOKANE

Table W All Trains Daily—(Pacific Standard Time). Includes routes for Portland, Hood River, The Dalles, Arlington, Umatilla, Wallula, Wallula, Yakima, Wallula, Ayer, Riparia, Lewiston, Ayer, Marengo, Cheney, and Spokane.

★ NO. 20—SPOKANE—DAILY

- Standard Sleeping Cars @ Portland to Spokane—8 Sections, Buffet Lounge. Portland to Spokane—10 Sections, Compartment, D. R. Tourist Sleeping Cars @ Portland to Walla Walla—14 Sections (No. 63, Wallula to Walla Walla). Sleepers can be occupied at Spokane and Walla Walla until 8:00 a.m. Portland to Lewiston—Coach-Tourist Sleeper, 8 Sections (Nos. 66-74, Wallula to Lewiston). Portland to Yakima—Coach-Tourist Sleeper, 8 Sections (No. 64, Wallula to Yakima). Reclining Seat Coaches @ Portland to Spokane. Portland to Wallula (for Moscow—see Table 76). Yakima to Walla Walla (No. 63).

★ NO. 19—SPOKANE—DAILY

- Standard Sleeping Cars @ Spokane to Portland—8 Sections, Buffet Lounge. Spokane to Portland—10 Sections, Compartment, D. R. Walla Walla to Portland—14 Sections (No. 64, Walla Walla to Wallula; open 9:30 p.m.). Lewiston to Portland—Coach-Tourist Sleeper, 8 Sections (Nos. 73-65 to Wallula). Yakima to Portland—Coach-Tourist Sleeper, 8 Sections (No. 63 to Wallula). Reclining Seat Coaches @ Spokane to Portland. Wallula to Portland (from Moscow—see Table 76). Walla Walla to Yakima (No. 64).

Spokane, San Francisco and Los Angeles

Table X All Trains Daily (Pacific Standard Time). Includes routes for Spokane (UP), Ayer, Wallula, Portland, Portland So. Pac., Salem, Eugene, Klamath Falls, Redding, Sacramento, San Francisco, Sacramento, Stockton, Fresno, and Los Angeles.

Seattle, San Francisco and Los Angeles

Table Y All Trains Daily (Pacific Standard Time). Includes routes for Seattle, Tacoma, Portland, Portland So. Pac., Salem, Eugene, Klamath Falls, Redding, Sacramento, San Francisco, Sacramento, Stockton, Fresno, and Los Angeles.

PORTLAND, TACOMA AND SEATTLE

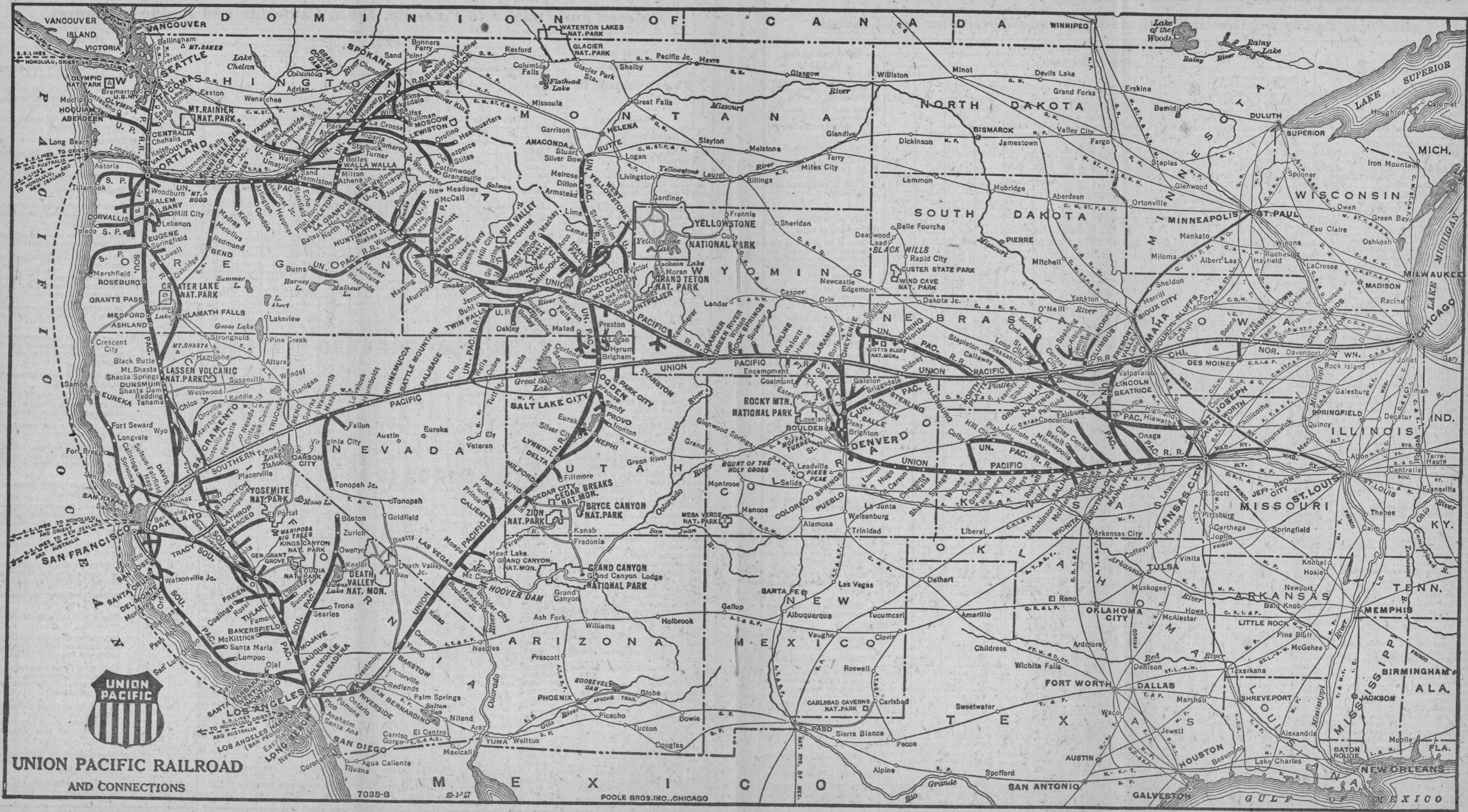
Table Z All Trains Daily. Includes routes for Portland, Vancouver Wash., Kelso-Longview, Chehalis, Centralia, Tacoma, Seattle, and Seattle.

Equipment for Tables Y and Z

- ★ NO. 401—DAILY. Standard Sleeping Cars @ Portland to Seattle—10 Sections, D. R. Compts. Portland to Tacoma—12 Sections, D. R. San Francisco to Seattle—10 Sections, D. R., Compts. (S. P. 20 to Portland). Sleepers open at Portland 9:30 p.m., at destinations until 8:00 a.m. Reclining Seat Coaches @ Portland to Seattle. ★ NO. 402—DAILY. Standard Sleeping Cars @ Seattle to Portland—10 Sec., D. R. Compts. Tacoma to Portland—12 Sections, D. R. Seattle to San Francisco—10 Sections, D. R., Compts. (S. P. 19 South of Portland). Sleepers open at Seattle and Tacoma at 9:30 p.m., at Portland until 7:30 a.m. Reclining Seat Coaches @ Seattle to Portland. ★ NO. 457—DAILY. Parlor Car @ Portland to Seattle (U. P. Car). Standard Sleeping Car @ Los Angeles to Seattle—10 Sections, D. R., Compts. (S. P. 59-16 to Portland). Reclining Seat Coaches @ Portland to Seattle (Nos. 37-17 from Kansas City). Dining Car @ Serving necessary meals enroute. ★ NO. 458—DAILY. Parlor Car @ Seattle to Portland (U. P. Car). Standard Sleeping Cars @ Seattle to San Francisco—8 Sec., 5 Dbl. Bdrms. (2 Cars). (S. P. 11 So. of Portland). Seattle to San Francisco—6 Compts., 3 Drawing-rooms. Seattle to San Francisco—12 Sections, Drawing-rooms. Reclining Seat Coaches @ Seattle to Portland. Dining Car @ Serving necessary meals enroute. ★ NO. 459—DAILY. Observation Parlor Car @ Portland to Seattle. (G. N. Car). Reclining Seat Coaches @ Portland to Seattle. Dining Car @ Serving necessary meals enroute. ★ NO. 460—DAILY. Observation Parlor Car @ Seattle to Portland (G. N. Car). Reclining Seat Coaches @ Seattle to Portland. Dining Car @ Serving necessary meals enroute.

- ▲ Arrives, departs Seattle Union Depot. ⊕ Rail station is at Kelso. There is independent bus service between Kelso and Longview every 20 minutes. ★ Regularly assigned through cars air-conditioned. (K) Conditional stop; consult agent. • U. P. Stages, Portland—Spokane. ♦ Via Pacific Greyhound Bus. (A) Runs via Davis.





**UNION PACIFIC RAILROAD**  
AND CONNECTIONS

7038-B

10-1-17

POOLE BROS. INC., CHICAGO

California, Pacific Northwest, Utah and Colorado to Omaha and Chicago

Table No. 2 The Overland Route EASTBOUND—Read Down From Pacific Coast. Includes routes from San Francisco, Los Angeles, Salt Lake City, Ogden, and other stations to Omaha and Chicago.

Footnotes for Table 2

Carries only coaches for passengers; no dining car or sleeping car. See page 38 for motor bus connections with U. P. trains at Fremont, Columbus and Grand Island. Extra fare—see page 25. Nos. 2 and 104 do not operate into Ogden Union Station. C&NW 14, local from Omaha to Chicago. Daily. Daily except Sunday. Stops only on signal. Stops to let off paying passengers from Denver and Salt Lake City or south; also to take for C&NW points east of Council Bluffs. Stops to let off paying passengers from Ogden, Granger or beyond. Stops to let off paying passengers from West of Ogden; also to take for Green River and beyond. Stops to let off paying passengers from Salt Lake City or beyond. Stops to let off paying passengers from Cheyenne or beyond; also to take for Omaha or beyond. Stops to let off paying passengers from Pocatello and west; also to take for Cheyenne and east. Stops to let off paying passengers from Ogden or beyond. Stops to let off paying passengers from Granger or beyond. Conditional stop; ask agent. Stops to let off paying passengers from Denver; also to take for Chicago. Stops to take paying sleeping car passengers for Omaha or beyond; also to let off paying passengers from Ogden, Granger or beyond. Mileage shown on mile posts is from Council Bluffs. See General Information, page 2. See Table No. 53 for connecting train service to and from St. Joseph, Mo.

For equipment, see pages 6 to 11, inclusive.

California, Pacific Northwest, Utah and Colorado to Omaha and Chicago

Table No. 2 (Continued) The Overland Route EASTBOUND—Read Down From Pacific Coast, From Colo., and Local. Includes routes from San Francisco, Los Angeles, Salt Lake City, Ogden, and other stations to Omaha and Chicago, with specific fare details and service notes.

Extra Fare Trains.

Extra fare tickets will not be sold on the "City of Los Angeles" and the "City of San Francisco" unless space has been reserved; and each person, including children of any age, who is to occupy space to the exclusion of other passengers, must hold such space assignment before he will be permitted to board train. Reduced fare tickets for Clergy, Charity, etc., are not honored on these trains.

NOTE □—There is bus line connection at Kimball, to and from Harrisburg, Gering and Scotts-bluff, Nebr.

See page 38 for motor bus schedules connecting with U.P. trains at Fremont, Columbus and Grand Island

548 Motor Daily

10.30 Fremont - 12.15 Ar

Local Bus

For equipment, see pages 6 to 11, inclusive, and page 15. For explanation of reference marks see page 24.

Between Chicago, Omaha, Denver, Ogden, Salt Lake City and Los Angeles

Table No. 3 The Overland Route. WESTBOUND—Read Down and EASTBOUND—Read Up. Includes routes for Chicago, Omaha, St. Paul, Minneapolis, Denver, Salt Lake City, and Los Angeles. Includes footnotes for stops, motor bus connections, and signal instructions.

For equipment, see pages 6 to 12, inclusive.

Between Chicago, Omaha, Denver, Ogden, Salt Lake City and Los Angeles

Table No. 3 (Continued) The Overland Route. WESTBOUND—Read Down and EASTBOUND—Read Up. Includes routes for Delta, Fillmore, and Cedar City. Includes footnotes for stops, motor bus connections, and signal instructions.

See tables 7, 8 and 9 on this page, for more complete motor bus schedules to and from East Los Angeles. Daily motor coach service of the Union Pacific Stage Co., shown in tables 7, 8 and 9, is operated over public highways. Rail tickets are honored on these motor coaches.

Salt Lake City — Provo — Lyndyl. Table No. 4 Mountain Standard Time. Includes routes for Salt Lake City 3, Murray, Draper, Mount, Lehi, American Fork, Pleasant Grove, Geneva, Provo, Springville, Spanish Fork, Payson, Santaquin, Mona, Nephil, Sharp, Mills, and Lyndyl 3.

Salt Lake City — Smelter. Table No. 5 Mountain Time. Includes routes for Salt Lake Up Depot, 4th So. & 2nd West, 8th So. & 2nd West, 8th So. & 8th West, Poplar Grove, and Smelter.

Tintic — Mammoth — Silver City — Eureka. Table No. 6 Mountain Time. Includes routes for Tintic 3, Silver City, Mammoth, and Eureka.

† Daily except Sundays and holidays. • Local freight with combination coach-baggage car. ☉ This trip is made only when there are passengers to be carried. ■ Trains 301 and 302 operate only during summer season until September 14.

East Los Angeles — Pasadena — Glendale. Table No. 7 Pacific Time. Includes routes for East Los Angeles, Pasadena Depot, and Glendale City.

East Los Angeles — Long Beach — San Pedro. Table No. 8 Pacific Time. Includes routes for East Los Angeles, Bell (Maywood), Rancho Los Amigos, Paramount, Long Beach City, and San Pedro.

East Los Angeles — Whittier — Anaheim. Table No. 9 Pacific Time. Includes routes for East Los Angeles, Whittier, La Habra, Fullerton, and Anaheim.

Las Vegas — Boulder City — Hoover Dam. Table No. 10 Pacific Time. Includes routes for Las Vegas, Whittier, Pittman, Henderson (Royson), Boulder City, and Hoover Dam.

☉ Union Pacific Stages Motor Buses operated over public highways. See also section of General Information, page 2, for optional rail-motor bus ticketing arrangement.

For equipment, see pages 6 to 12 inclusive.

For explanation of reference marks in table 3, see page 26.

Between Chicago, Omaha, Denver, Ogden and San Francisco

Table No. 14 The Overland Route. WESTBOUND—Read Down and EASTBOUND—Read Up. Includes routes for C. & N. W., UNION PACIFIC, and SOUTHERN PACIFIC.

Footnotes for Page 28

- (f) Stops only on signal.
Via Borie Cut-off; not via Cheyenne.
Stops to let off paying passengers from Ogden and beyond; also to take for Reno and beyond.
Stops to let off paying passengers from Reno and beyond; also pick up for Ogden and beyond.
Stops to let off paying passengers from points beyond Ogden; also to take for Colfax or beyond.
Stops to take paying passengers for points beyond Ogden; also to let off from Colfax or beyond.
See table 31 for service between Ogden and Salt Lake City.
No local passengers carried between San Francisco and San Jose.
Leaves and arrives from Market Street station.
Leaves and arrives from Third Street station.
(C.S.T.) Central standard time.
(M.S.T.) Mountain standard time.
(P.S.T.) Pacific standard time.
Mileage shown on mile posts is from Council Bluffs. See last paragraph under General Information, page 2.

Rail—Auto Travel Plan

Ask your Ticket Agent for information and about arrangements: You can...

RENT A NEW CAR at your train destination.

This plan makes it easy for you to have a car ready for your convenience when you reach the end of your train journey.

DRIV-UR-SELF RENTAL STATIONS

are located in many cities in the United States and Canada.

Ask your Railroad Ticket Agent about the plan.

San Francisco, Sacramento and Los Angeles (Via Southern Pacific)

Table No. 15 and Table No. 16. Via Valley Line (California Daylight Saving Time) and Via Coast Line. Includes routes to San Francisco, Sacramento, and Los Angeles.

For equipment, see pages 8 to 13, inclusive.

Between Chicago, Omaha and Denver

Table No. 17 The Overland Route. WESTBOUND—Read Down and EASTBOUND—Read Up. Includes routes for Chicago (C. & N. W.), UNION PACIFIC, and Rocky Mountains West.

Footnotes for Page 29

Denver—La Salle—Ft. Collins

Table No. 18. Daily routes between Denver, La Salle, and Ft. Collins.

Footnotes for Page 29

- \* Daily. (f) Stops only on signal.
C & N W No. 14, local from Omaha to Chicago.
Stops to take on paying passengers for scheduled stops in Colorado.
Stops to take on paying passengers for Denver.
Regular service only during Park summer season.
Yellow Cab Co., between La Salle and Greeley meets all trains. Arrange in advance with La Salle agent.
Stops to let off paying passengers from stations in Colorado.
Stops to let off paying passengers from Denver; also to take paying passengers for Chicago.
Stops to take paying passengers for east of La Salle.
Stops to take or let off paying passengers (reservations required either in Pullman car or coach).
Mileage shown on mile posts is from Council Bluffs. For explanation see General Information, page 2.
Time from 12:01 midnight to 12:00 noon is in light face type.
Time from 12:01 noon to 12:00 midnight shown in heavy face type.
Where no time shown, trains do not stop, except as indicated by reference marks.

Do You Know About Our Prepaid Ticket Order Plan?

- We have a plan whereby you may purchase, at your railroad station, an order for railroad service, to be used by a member of your family, or any other person you may designate, at some distant station.
This service offers a particularly safe and convenient way of providing tickets and other railroad service to students returning home at holiday and vacation time.
These prepaid orders may include railroad tickets, sleeping and parlor car tickets, and cash for meals and other incidentals. Your railroad agent will handle them for you—by telegraph if necessary—and they will be delivered without service charge to any person you may specify, in the United States or Canada.

UNION PACIFIC RAILROAD

For equipment, see page 15.

Between Chicago, Omaha and Spokane, Portland, Tacoma and Seattle

Table No. 20 The Overland Route. WESTBOUND-Read Down and EASTBOUND-Read Up. Includes routes for Chicago, Minneapolis, St. Paul, Omaha, St. Louis, Kansas City, Denver, Cheyenne, Pocatello, and Sun Valley.

Footnotes for Pages 30 and 31

Motor bus. This service is provided for passengers arriving or departing Shoshone and holding through rail tickets to and from Ketchum and room reservations at Sun Valley. Through sleeping car day to and from West Yellowstone during park summer season. Connecting Sleeping Car service to and from West Yellowstone during park summer season. C & NW 14, local from Omaha to Chicago. Runs via Borie Cut-off, not via Cheyenne. Daily. Stops only on signal. Daily except Sunday. Stops to let off paying passengers from Tacoma and beyond; also to take on for Vancouver and beyond. Stops to let off paying passengers from Portland or beyond; also to take for Pocatello or beyond. Stops to take paying passengers for Tacoma or beyond, and to let off from Portland or beyond. Stops to take on paying passengers for Cheyenne and beyond; also to let off from Pendleton and beyond. Stops to take on paying passengers for Umatilla and beyond. No. 407 stops at East Olympia to let off paying passengers for Olympia that come from Portland or beyond. Bus to Olympia will be operated when passengers are reported. Stops to take paying passengers for Vancouver and south and to let off from points north of Seattle. Stops to take on or let off paying passengers. Stops to let off paying passengers from Wallula and beyond. Stops to let off paying passengers from Pocatello or beyond. Stops to take on paying passengers for Seattle and beyond, and to let off from Tacoma and beyond. Stops to take paying passengers for Tacoma and beyond. Stops to take paying passengers for Ogden, Cheyenne or beyond; also to let off from Pendleton and beyond. Stops to let off paying passengers from Vancouver and beyond, and to take for Tacoma and Seattle. Stops to let off paying passengers from Portland and beyond on Tuesdays only. (Continued on next page)

For equipment, see pages 10, 11, 14 and 18.

Between Chicago, Omaha and Spokane, Portland, Tacoma and Seattle

Table No. 20 (Continued) The Overland Route (Pacific Standard Time). WESTBOUND-Read Down and EASTBOUND-Read Up. Includes routes for Huntington, Durkee, Pleasant Valley, Baker, Haines, North Powder, Telocaset, Union Jct., Hot Lake, La Grande, Kamela, Meacham, Duncan, Gibbon, Cayuse, Pendleton, Walla Walla, Spokane, Pendleton, Umatilla, Spokane, Umatilla, Boardman, Heppner Jct., Arlington, Blalock, Rufus, Biggs, Celilo, The Dalles, Mosier, Hood River, Wyeth, Cascade Locks, Bonneville, Multnomah Falls, Bridal Veil, Rooster Rock, Troutdale, and Portland.

Footnotes for Pages 30 and 31

(Continued from page 30) Stops to let off paying passengers from Tacoma or beyond; also to take for Portland or beyond. For service between St. Louis, Kansas City, Denver and Cheyenne, see tables 24 and 30. Stops to let off paying passengers from Ogden, Cheyenne, and beyond; also to take for Pendleton and beyond. Stops to let off paying passengers from Vancouver and beyond and to take on for points beyond Seattle. Stops to take paying passengers for south of Tacoma. Via North Puyallup. Via Puyallup. Stops to take on paying passengers for Portland and beyond. Stops to let off paying passengers from Pendleton or beyond. Trains 407, 408, 457 and 458 carry passengers to and from East Olympia and Portland and Seattle. Bus service is only between East Olympia and Olympia, and operates daily to and from U. P. station at Olympia. Bus will handle only hand baggage for passengers. Union Pacific rail tickets to or from certain stations (consult agent) are honored on Grays Harbor lines buses operating over public highway only through towns where time is shown.

Between Portland, Tacoma and Seattle

Table No. 20 Continued Pacific Standard Time. All tickets over these lines are interchangeable and will be good on any train. Includes routes for Portland, Vancouver, Ridgefield, Woodland, Kalama, Kelso-Longview, Castle Rock, Vader, Winlock, Napavine, Chehalis, Centralia, Bucoda, Tenino, and East Olympia.

Portland-Chehalis-Centralia-Hoquiam

Table No. 21 (Pacific Standard Time). Motor Bus routes between Portland, Chehalis, Centralia, and Hoquiam.

Portland-Seattle-Tacoma-Olympia

Table No. 22 (Pacific Time) and Table No. 22 (Pacific Time). Bus routes between Portland, Seattle, Tacoma, and Olympia.

For equipment, see pages 10, 11, 14 and 18. For explanation of reference marks, see page 30.

Between St. Louis, Kansas City, Topeka, Salina and Denver

Table 24: The Overland Route. Table 25: Kansas City - Junction City - Concordia. Table 26: Kansas City - Salina - Solomon - Beloit. Table 27: Kansas City - Salina - McPherson. Table 28: Kansas City - Salina - Plainville - Oakley. Includes columns for Motor, Passenger, Pony Express, and Streamliner services with various time and fare details.

For equipment see pages 12 to 18, inclusive. For explanation of reference marks see, page 33.

Between Denver, Cheyenne and Salt Lake City

Table 30: The Overland Route (Mountain Standard Time). Table 31: Between Ogden and Salt Lake City. Table 32: Ogden - Echo - Coalville - Park City. Table 33: Laramie - Coalmont. Table 34: Saratoga & Encampment Valley R. R. Co. Includes columns for Motor, Passenger, Pony Express, and Streamliner services with various time and fare details.

Distance between Denver and Salt Lake City via Borie is 613 miles; via Cheyenne is 625 miles.

Between Ogden and Salt Lake City

Table 31: Between Ogden and Salt Lake City. Table 32: Ogden - Echo - Coalville - Park City. Table 33: Laramie - Coalmont. Table 34: Saratoga & Encampment Valley R. R. Co. Includes columns for Motor, Passenger, Pony Express, and Streamliner services with various time and fare details.

NOTE - See table 20 for detail schedules to Pacific Northwest.

NOTE - See table 14 for detail schedules to San Francisco.

NOTE - See table 3 for detail schedules to Los Angeles.

NOTE - Via Borie cut-off; not via Cheyenne.

NOTE - Daily. † Daily except Sunday.

NOTE - Stops on signal. □ Mixed train.

NOTE - Tuesday, Thursday and Saturday only.

NOTE - Local freight; limited space, hand baggage only; caboose for passengers.

NOTE - Mountain Time on the main line but trains to or from Oakley on the Colby branch line use Central Time.

NOTE - Stops to take paying passengers for Denver and beyond.

NOTE - Stops to let off paying passengers from Denver and beyond.

NOTE - Stops to let off paying passengers from Kansas City and beyond, and from Topeka; also to take for Denver and beyond.

NOTE - Stops to take on or let off paying passengers.

NOTE - Will stop to take or let off paying passengers holding coach or sleeping car reservations.

NOTE - Stops to let off paying passengers from Denver and beyond; also to take for Topeka, and for Kansas City and beyond.

NOTE - Stops to let off paying passengers from north of Pocatello.

NOTE - Stops to let off paying passengers from Denver and beyond; also to pick up for St. Louis.

NOTE - Stops to take on paying passengers for east of La Salle.

NOTE - Stops to let off paying passengers from Kansas City or beyond; also to take for Denver or beyond.

NOTE - Stops to let off paying passengers from Cheyenne and beyond.

NOTE - Conditional stop; see tables 1 and 2.

NOTE - Stops to take on paying passengers for beyond Pocatello.

For equipment, see pages 12 to 18, inclusive.

Between Salt Lake City, Ogden, Pocatello, West Yellowstone and Butte

Table No. 36 The Overland Route. WESTBOUND—Read Down. EASTBOUND—Read Up. Cache Junction—Logan—Preston. Ogden—Brigham—Malad. Salt Lake—Idaho Falls—W. Yellowstone (Summer Season). Salt Lake—Idaho Falls—Ashton—Victor.

Footnotes for Page 34

\* Daily. (f) Stops only on signal. † Daily except Sunday. Nos. 35 and 36 between Pocatello and West Yellowstone, and Nos. 47 and 48 between Idaho Falls and Victor, operate only during Yellowstone and Grand Teton Park summer season, June 20 to September 11. Local freight with combination coach-baggage car. Motor train. R Meal stop.

For equipment, see pages 17 and 18.

Union Pacific Branch Lines

Omaha—North Platte—So. Torrington. Omaha—Columbus—Norfolk. Kansas City—Topeka—Marysville. Omaha—Columbus—Spalding. Omaha—Grand Island—Loup City—Pleasanton. Omaha—Kearney—Stapleton. Omaha—Columbus—Albion. Omaha—Grand Island—Ord. Grand Island—Stromsburg—Lincoln. Lawrence—Leavenworth.

\* Daily. † Sunday only. ‡ Daily except Monday. † Daily except Sunday. ‡ Daily except Saturday and Sunday. Local freight with combination coach-baggage car.

K Sundays, Wednesdays and Fridays only. H Mondays, Wednesdays and Fridays only. E Tuesdays, Thursdays, and Saturdays only.

On days livestock is to be carried, train No. 82 runs about one-half hour later than schedule shown. Local freight with caboose; hand baggage only.

Union Pacific Branch Lines

Blackfoot — Aberdeen — Mackay
Table No. 56
Mixed 309, Mixed 322, Mixed 310

Minidoka — Rupert — Bliss
Table No. 61
Mixed 365, Mixed 366

Shoshone — Ketchum — Sun Valley
Table No. 69
Mixed 341, Mixed 342

Idaho Falls — Orvin — St. Anthony
Table No. 57
Mixed 391, Mixed 398

Burley — Declo
Table No. 62
Mixed 387, Mixed 388

Ontario — Vale and Brogan
Table No. 70
Mixed 373, Mixed 359, Mixed 360, Mixed 374

Idaho Falls — Ucon — St. Anthony
Table No. 58
Mixed 397, Mixed 392

Nyssa — Homedale — Marsing
Table No. 64
Mixed 363, Mixed 364

Vale — Crane and Burns
Table No. 71
Mixed 383, Mixed 384

Idaho Falls — Ucon — St. Anthony
Table No. 58
Mixed 397, Mixed 392

Richfield — Hill City
Table No. 65
Mixed 379, Mixed 380

Payette — Emmett
Table No. 71
Mixed 383, Mixed 384

Minidoka — Twin Falls — Buhl — Wells
Table No. 60
Mixed 340-50, 574, 366-

Boise — Nampa — Emmett — McCall
Table No. 67
Mixed 11-385, Mixed 386-12

Portland — La Grande — Joseph
Table No. 72
Mixed 18-304, Mixed 305-17

Footnotes for Page 36
\* Daily, † Daily except Sunday, (a) Monday, Wednesday and Friday, (b) Monday and Friday, (c) Tuesday, Thursday and Saturday, (f) Stops only on signal, \* Motor train, Local freight with combination coach-baggage car, Local freight with caboose; hand baggage only, Mountain Time is used on this U. P. branch line, but trains to and from Wells, Nevada on the So. Pac. main line use Pacific Time, Pacific Time prevails in territory shown in table 70, but trains are operated under Mountain Time, as shown in this table. For equivalent in Pacific Time, figure one hour earlier.

Caldwell — Wilder
Table No. 68
Mixed 361, Mixed 362

Weiser — New Meadows
Table No. 73
Motor 557, Motor 558

Union Pacific Branch Lines

Portland and Spokane Short Line
Table No. 74
66 Daily, 20 Daily, Mls., 19 Daily, 65 Daily

Portland — Lewiston — Stites — Grangeville
Table No. 77
20-66-74, 324-344 Daily, Mls., 343-323, 73-65 Daily

Spokane — Tekoa — Wallace
Table No. 79
67 Daily, Mls., 68 Daily

Pendleton — Wallula — Walla Walla
Table No. 75
66-63 Daily, Mls., 64-65 Daily

Portland — Wallula — Yakima
Table No. 78
Motor Bus 66-64 Daily, Mls., 65-19 Daily, Motor Bus

Pendleton — Walla Walla — Dayton
Table No. 80
365 Freight, Mls., 365 Freight

Portland — Lewiston — Pullman — Moscow
Table No. 76
20-62 Daily, 66 Daily, Mls., 65 Daily, 19-61 Daily

Portland — Wallula — Yakima
Table No. 78
Motor Bus 66-64 Daily, Mls., 65-19 Daily, Motor Bus

Footnotes for Page 37
\* Daily, † Daily except Sunday, ‡ Meats, (f) Stops only on signal, Local freight; caboose for passengers, A Stops to let off paying passengers from Wallula or beyond, B Buses run via these stations only when there are passengers to or from Walla Walla or beyond, C Stops to let off paying passengers from points west of Ayer, E Stops to let off paying passengers from Pendleton or beyond, H Stops to take on paying passengers for east of Umatilla, K Bus station is at Prosser, T Bus station is at East Parker, N Stops to take on paying passengers for west of Umatilla; also to let off paying passengers from Wallula or beyond, V Train will stop for paying passengers, Motor Bus operating over public highway. See General Information, page 2, for optional rail-motor bus ticketing arrangement, Time from 12:01 midnight to 12:00 noon shown in light face type, Time from 12:01 noon to 12:00 midnight shown in heavy face type, Figures opposite junction points refer to tables showing diverging trains.

Connecting Bus Service

Table No. 84 (Pacific Time) - Portland - Pendleton - Spokane. Motor Bus Daily schedule with times and routes.

Table No. 86 (Pacific Time) - The Dalles - Bend. Motor Bus Daily schedule with times and routes.

Table No. 87 (Pacific Time) - Biggs - Shaniko. Motor Bus Daily schedule with times and routes.

Table No. 85 (Pacific Time) - Spokane - Moscow - Lewiston. Motor Bus Daily schedule with times and routes.

Fremont - Lincoln. Motor Bus Daily schedule with times and routes.

Columbus - Lincoln. Motor Bus Daily schedule with times and routes.

Grand Island - Hastings. Via Yellow Diamond Lines. Motor Bus Daily schedule with times and routes.

Las Vegas - Tonopah. Via Las Vegas-Tonopah-Reno Stage Line. Motor Bus Daily schedule with times and routes.

Footnotes for Page 38. (M) Via Capitol Stages. (A) Via Interstate Transit Lines. (C) Via Elkhorn Valley Stages. (P) Via Pacific Trailways. (M. T.) Mountain Time. (P. T.) Pacific Time. Arrives and leaves Shaniko Jct., not Shaniko.

Connections at Omaha

Connections at Omaha. Multiple tables showing bus routes and times to various cities including Chicago, St. Louis, and Kansas City.

Connections at Kansas City. Multiple tables showing bus routes and times to various cities including Chicago, St. Louis, and other regional destinations.

A CHICAGO SERVICE FOR PEOPLE WHO TRANSFER BETWEEN STATIONS. The Parmelee coupon on your through railroad ticket entitles you to a truly helpful service without additional charge. The "Parmelee Man" at your incoming station arranges for transfer of your luggage to your outgoing station, and a new, luxurious Parmelee Limousine takes you either to your outgoing station or any hotel or other downtown destination. Any Ticket Agent will tell you about PARMELEE SERVICE.

On this Parmelee transfer plan passengers holding through tickets that require a change of stations in Chicago can relieve themselves of the worry of transferring their hand baggage. The only cost is the usual parcel checking fee, 15 cents for each bag or parcel. This arrangement applies only when there is at least a 3-hour interval between actual arrival of train in Chicago and scheduled departure time from outbound station.

Connections at Denver

Table with columns for train numbers (19, 15, 5, 1, 2, 6, 16, 20) and destinations (Denver, Colorado Springs, Pueblo, Canon City, Leadville, Glenwood Sprgs., Grand Junction, Mack, Thompson, Green River, Price, Colton, Provo, Salt Lake City, Ogden).

Table with columns for train numbers (27-7, 101-10, 141-14, 21-1, 2-22, 13-130, 16-28-9-90, 8-28) and destinations (Denver, Colorado Springs, Pueblo, Oklahoma City, Ft. Worth, Dallas).

Connections at Spokane and Butte

Table with columns for train numbers (16, 18, 17, 15, 4-288, 2, 287-3, 1, 2, 1) and destinations (Spokane, Missoula, Butte, Spokane, Bonners Ferry, Kingsgate, Calgary, Spokane, Bozeman, Livingston, Billings, Miles City, Dickinson, Mandan).

Table with columns for train numbers (236-4, 3-235, 16, 34, 36, 18, 15, 17, 33, 35, 3, 1, 2, 4) and destinations (Butte, Helena, Great Falls, Fort Benton, Havre, Williston, Minot, Butte, Three Forks, Lombard, Harlowton, Melstone, Forsyth, Miles City, Marmarth, Anaconda).

Connections at Los Angeles

Table with columns for train numbers (78, 76, 74, 72, 70) and destinations (Los Angeles, Fullerton, Anaheim, Orange, Santa Ana, Oceanside, Del Mar, San Diego).

Table with columns for train numbers (71, 73, 75, 77, 79) and destinations (Los Angeles, Fullerton, Anaheim, Orange, Santa Ana, Oceanside, Del Mar, San Diego).

ROUND TRIP RAIL FARES

Quoted by the Union Pacific Railroad September 8, 1948. Charges shown do not include federal tax. For information only and subject to change without notice.

Large table with columns for 'TO' (Los Angeles, San Francisco, Portland, Oregon, Spokane, Walla, Ogden, Salt Lake, Cedar City, Utah, W. Yellowstone, Sun Valley, Ketchum, Idaho, Denver, Colorado) and 'FROM' (Aberdeen, S. D., Akron, Ohio, Albany, N. Y., Ann Arbor, Mich., Atlanta, Ga., Baltimore, Md., Birmingham, N. Y., Birmingham, Ala., Boston, Mass., Buffalo, N. Y., Standard, Buffalo, N. Y., Differential, Canton, Ohio, Cedar Rapids, Ia., Charleston, W. Va., Charlotte, N. C., Chattanooga, Tenn., Chicago, Ill., Cincinnati, Ohio, Cleveland, Ohio, Standard, Cleveland, Ohio, Differential, Clinton, Ia., Columbus, Ohio, Columbia, S. C., Dallas, Texas, Davenport, Ia., Dayton, Ohio, Decatur, Ill., Denver, Colo., Des Moines, Ia., Detroit, Mich., Duluth, Minn., Erie, Pa., Evansville, Ind., Flint, Mich., Ft. Wayne, Ind., Grand Rapids, Mich., Greensboro, N. C., Harrisburg, Pa., Hartford, Conn., Houston, Texas, Indianapolis, Ind., Jackson, Miss., Jacksonville, Fla., Kansas City, Mo., Knoxville, Tenn., Lansing, Mich., Lima, Ohio, Lincoln, Neb., Little Rock, Ark., Louisville, Ky., Madison, Wis., Marshalltown, Ia., Memphis, Tenn., Miami, Fla., Milwaukee, Wis., Minneapolis, St. Paul, Minn., Montgomery, Ala., Montreal, Que., Nashville, Tenn., New Haven, Conn., New Orleans, La., New York, N. Y., Standard, New York, N. Y., Differential, Newark, N. J., Norfolk, Va., Oklahoma City, Okla., Omaha, Neb., Oshkosh, Wis., Peoria, Ill., Philadelphia, Pa., Pittsburgh, Pa., Portland, Me., Richmond, Va., Rochester, Minn., Rochester, N. Y., Rockford, Ill., Rutland, Vt., St. Joseph, Mo., St. Louis, Mo., Saginaw, Mich., Savannah, Ga., Scranton, Pa., Sioux City, Ia., Sioux Falls, S. D., South Bend, Ind., Springfield, Ill., Springfield, Mass., Springfield, Mo., Syracuse, N. Y., Tampa, Fla., Toledo, Ohio, Toronto, Ont., Trenton, N. J., Tulsa, Okla., Washington, D. C., Wheeling, W. Va., Winston Salem, N. C., Youngstown, Ohio).

Table with columns for train numbers (358, 360, 359, 355) and destinations (Seattle, Everett, Bellingham, New Westminster, Vancouver, Seattle, Victoria, Vancouver, Seattle, Victoria).

Table with columns for train numbers (21, 22) and destinations (Portland, Astoria, Seaside).

Table with columns for train numbers (1, 39, 40, 2) and destinations (Salt Lake City, Sacramento, Stockton, San Francisco).

The Seasoned Traveler Goes by Train

Footnotes for Pages 39 and 40. All trains daily except when otherwise indicated. \* Daily. † Daily except Sunday. ‡ Time from 12.01 midnight to 12.00 noon shown in light face type. § Time from 12.01 noon to 12.00 midnight shown in heavy face type. ¶ Applies to Los Angeles and San Diego. Fares to Tacoma or Seattle slightly higher. †† From Minneapolis first class 32 cents lower, Coach Class fare 25 cents lower. ‡‡ Applies one way via Omaha and one way via Northern Lines. §§ Fare to Ogden slightly lower. ¶¶ Fare to Walla Walla slightly lower. ††† To Spokane only. ‡‡‡ Applies only to Portland. Fares to Tacoma or Seattle slightly higher. †††† From Minneapolis first class 15 cents higher, coach 5 cents higher. ††††† Via Chicago; via St. Louis fares slightly lower.

### PULLMAN SLEEPING CAR RATES

These rates are compiled from current Pullman Co. tariffs and published as a convenience for patrons. Effective September 1, 1948, and subject to change without notice.

Rates between Points of Service Shown below. Charges Shown Do Not Include Federal Tax.

See Page 43 for Rates for Upper Berths, Drawing Rooms, Compartments, Bedrooms, Roomettes, etc., Based on Applicable Lower Berth

Chicago	St. Paul Minneapolis	Co. Bluffs Omaha	St. Louis	Kansas City	Denver	BETWEEN	Salt Lake City	Butte	Portland	Seattle Tacoma	Los Angeles	San Francisco
Double Lower Standard Berth	Double Lower Standard Berth	Double Lower Standard Berth	Double Lower Standard Berth	Double Lower Standard Berth	Double Lower Standard Berth	AND	Double Lower Standard Berth	Double Lower Standard Berth	Double Lower Standard Berth	Double Lower Standard Berth	Double Lower Standard Berth	Double Lower Standard Berth
\$15.25	\$*15.50	\$12.00	\$15.25	\$12.60	\$ 9.25	Boise.....Ida.	\$ 4.10	\$ 5.35	\$ 5.35	\$06.95	\$*11.85	\$*11.85
8.65	10.65	12.00	10.05	12.00	16.50	Boston.....Mass.	19.65	25.15	25.15	25.75	25.75	25.75
12.85	*13.55	10.05	12.60	10.66	8.90	Butte.....Mont.	4.80	7.50	7.50	11.15	11.15	11.15
*16.10	*16.10	*13.55	*16.10	*14.15	*10.10	Cedar City.....Utah	3.50	*8.30	*12.15	*13.55	6.00	G*10.10
9.25	8.65	5.70	9.25	7.20		Cheyenne.....Wyo.	5.70	7.50	12.60	12.60	12.60	12.60
9.25	3.50	4.10	3.50	4.10	9.25	Chicago.....Ill.	12.60	12.85	18.25	18.25	18.25	18.25
D12.60	D*13.55	D10.05	D12.60	D10.65	D 7.20	Denver.....Colo.	6.60	8.90	12.85	12.85	13.40	13.40
4.10	5.05	3.50	3.50	5.70	5.70	Idaho Falls.....Ida.	3.50	3.50	7.50	8.90	9.50	10.40
14.45	13.95	11.15	14.45	11.75	8.35	Kansas City.....Mo.	10.65	10.65	15.75	15.75	15.75	15.75
16.05	15.75	13.40	16.05	14.20	10.40	Ketchum (Sun Valley).....Ida.	3.80	4.45	6.60	M 8.35	10.65	10.65
16.05	*16.90	13.40	*17.45	13.95	12.00	Las Vegas.....Nev.	4.80	8.65	*13.45	*14.85	3.80	G* 7.90
18.25	18.25	15.75	17.50	15.75	13.40	Lewiston.....Ida.	7.75	11.15	3.80	*15.50	*15.50	H*11.00
15.25	15.00	12.25	15.25	12.85	8.90	Los Angeles.....Cal.	7.75	11.15	L10.40	E11.75	5.70	G* 9.80
3.50	.....	3.50	5.05	5.05	8.65	Lund.....Utah	3.50	6.95	*12.15	*13.55	5.70	G* 9.80
7.75	10.65	11.15	9.25	11.15	15.75	Minneapolis.....Minn.	12.60	*13.55	*19.25	*19.25	18.25	18.25
12.60	12.60	10.05	12.60	10.65	6.60	New York.....N. Y.	18.85	19.10	25.15	25.15	25.15	25.15
4.10	3.50	.....	4.10	3.50	5.70	Ogden.....Utah	10.05	10.05	4.10	8.35	7.75	7.75
15.75	*16.90	13.40	15.25	13.95	10.65	Omaha-Council Bluffs.....	6.60	6.00	15.75	15.75	15.75	15.75
7.20	10.05	10.65	8.65	10.65	15.25	Pendleton.....Ore.	18.25	18.50	24.30	24.30	*14.35	H*10.70
12.60	*13.55	10.05	12.60	10.65	6.95	Philadelphia.....Pa.	3.50	3.50	7.20	8.65	8.90	10.40
18.25	*19.25	15.75	17.50	15.75	12.85	Pocatello.....Ida.	3.50	3.50	7.20	8.65	8.90	10.40
16.80	16.50	13.95	16.80	15.00	11.15	Portland.....Ore.	8.65	7.50	.....	3.50	L10.40	L 7.20
18.25	18.25	15.75	17.50	15.75	12.60	Reno.....Nev.	5.70	9.25	.....	.....	L 3.50	L 3.50
12.60	12.60	10.05	12.60	10.65	6.60	Sacramento.....Cal.	7.20	10.65	L 6.95	F 8.35	L 4.10	.....
18.25	18.25	15.75	17.50	15.75	13.40	Salt Lake City.....Utah	.....	4.80	8.65	10.05	7.75	7.75
18.25	*19.25	15.75	17.50	15.75	12.85	San Francisco.....Cal.	7.75	11.15	L 7.20	C 8.65	L 4.10	.....
13.95	13.95	10.65	13.95	11.15	7.75	Seattle.....Wash.	10.05	P 7.50	3.50	.....	H11.75	H 8.65
16.75	*16.90	13.40	15.25	13.95	12.00	Shoshone.....Ida.	3.50	3.80	6.60	B 7.75	10.05	10.65
3.50	5.05	4.10	.....	3.50	8.65	Sioux City.....Ia.	10.05	*13.55	15.75	15.75	15.75	15.75
14.45	13.95	11.15	14.45	8.35	8.35	Spokane.....Wash.	8.65	P 4.10	4.10	P 4.10	A13.65	H10.65
18.25	*19.25	15.75	17.50	15.75	12.85	St. Louis.....Mo.	*12.60	*12.60	*17.50	*17.50	*17.50	*17.50
12.60	*13.55	10.05	12.60	10.65	8.65	St. Paul.....Minn.	12.60	*13.55	19.25	*19.25	18.25	18.25
15.75	15.75	13.40	15.25	13.95	12.00	Sun Valley (Ketchum).....Ida.	3.80	4.45	6.60	M 8.35	10.65	10.65
7.20	10.05	10.65	7.75	10.05	11.50	Tacoma.....Wash.	10.05	P 7.50	3.50	.....	H11.15	H 8.35
D12.60	*13.55	D10.05	D12.60	D10.65	D 8.65	Victor.....Ida.	3.50	3.50	8.90	8.90	10.40	*11.25
15.75	*16.90	13.40	15.25	13.95	11.50	Walla Walla.....Wash.	7.20	* 9.20	3.50	* 7.00	*14.95	H*10.70
7.20	10.05	10.65	7.75	10.05	14.45	Washington.....D. C.	18.25	18.50	24.30	24.30	23.75	23.75
D12.60	*13.55	D10.05	D12.60	D10.65	D 8.65	West Yellowstone.....Mont.	3.50	3.50	8.90	8.90	10.40	10.40

Lower Standard Berth Rate Between Las Vegas, Nevada and Cedar City, Utah, \$3.50

- (A) Via Salt Lake City.
- (B) From Tacoma, lower standard berth, \$7.50.
- (C) Via Southern Pacific Company and Portland. From Tacoma lower standard berth, \$8.35.
- (D) Also applies via Ogden. Where through car is operated via Salt Lake City charge for side trip Ogden to Salt Lake City and return with privilege of occupying car at Salt Lake City during one-half day's stop-over is \$1.15.
- (E) Via Southern Pacific Company and Portland. From Tacoma, lower standard berth, \$11.15.
- (F) Via Southern Pacific Company and Portland. From Tacoma, lower standard berth, \$7.75.
- (G) Via Los Angeles.
- (H) Via Southern Pacific Co. and Portland.
- (K) From Tacoma, lower standard berth, \$9.50.
- (L) Via Southern Pacific Co.
- (M) From Tacoma, lower standard berth, \$7.75.
- (N) From Tacoma, lower standard berth, \$4.10.
- (P) Via Direct Lines.
- (Q) From Tacoma, lower standard berth, \$6.60.

Bedroom Rates: Bedrooms are available on most Union Pacific trains, including the Streamliner trains. See equipment pages 6 to 19 inclusive. Double bedrooms have upper and lower berths. Duplex-Single Bedrooms have only one berth. (See table on opposite page). When occupied by one person, only one rail ticket required.

Exclusive Space Occupancy by One Person: One and one-fourth railroad tickets must be purchased for exclusive use of drawing-room; one and one-tenth tickets for compartment. If Streamliner "City of Los Angeles" or "City of San Francisco" is used, one and one-tenth first class special service charge tickets are required for exclusive occupancy of a compartment, and one and one-fourth first class special service charge tickets for exclusive occupancy of a drawing-room. These tickets are in addition to the regular rail and Pullman tickets. Exception: Only one rail ticket is required for use of a compartment between Chicago, Ill., and Butte, Mont., or Pendleton, Ore., and points north and west thereof (also West Yellowstone, Mont., and Victor, Idaho).

### Union Pacific Motor Coach Service to and from East Los Angeles, Calif.

The Union Pacific maintains a passenger station at East Los Angeles, from which it operates motor coaches direct to Glendale, Pasadena, San Pedro, Long Beach, Anaheim, Fullerton, La Habra, Whittier and intermediate points. See Tables 7, 8 and 9 on page 27 for local schedules of all motor coaches.

Passengers ticketed for those places may leave train at East Los Angeles where waiting motor coaches will take them direct to destination without extra charge. Baggage too, can be checked through to any of those places. These motor coaches also deliver east-bound passengers to the East Los Angeles station.

### Table of Rates for Various Accommodations in Standard Pullman Sleeping Cars Effective June 1, 1948

(Charges shown do not include federal tax)

Where Lower Berth Rate is	Upper Berth Rate is	Room-ette for one Person is	Duplex Single Room for one Person is	Bed Room for one Person is	Bed Room for two Persons is	Bed R'm Suite for two or more Persons is	Com-part'm't for one Person is	Com-part'm't for two Persons is	Drawing Room for one Person is	Drawing Room for two Persons is
3.50	2.60	4.85	5.50	6.65	7.70	13.30	7.90	9.60	10.50	13.30
3.80	2.90	5.30	6.10	7.20	8.35	14.40	8.55	10.90	11.40	14.40
4.10	3.10	5.75	6.60	7.80	9.00	15.60	9.25	11.55	12.30	15.60
4.45	3.40	6.20	7.10	8.45	9.80	16.90	10.00	12.85	13.35	16.90
4.80	3.60	6.65	7.55	9.10	10.55	18.20	10.80	13.45	14.40	18.20
5.05	3.85	7.15	8.05	9.60	11.10	19.20	11.35	14.15	15.15	19.20
5.35	4.10	7.50	8.60	10.15	11.75	20.30	12.05	15.40	16.05	20.30
5.70	4.30	7.95	9.10	10.85	12.55	21.70	12.85	16.00	17.10	21.70
6.00	4.60	8.40	9.60	11.40	13.20	22.80	13.50	17.25	18.00	22.80
6.25	4.80	8.80	10.05	11.90	13.75	23.80	14.05	17.85	18.75	23.80
6.60	5.00	9.20	10.50	12.55	14.50	25.10	14.85	18.40	19.80	25.10
6.95	5.25	9.65	11.00	13.20	15.30	26.40	15.65	19.60	20.85	26.40
7.20	5.45	10.05	11.50	13.70	15.85	27.40	16.20	20.20	21.60	27.40
7.50	5.70	10.45	12.00	14.25	16.50	28.50	16.90	21.40	22.50	28.50
7.75	5.90	10.85	12.45	14.75	17.05	29.50	17.45	21.90	23.25	29.50
8.10	6.10	11.25	12.80	15.40	17.80	30.80	18.25	22.50	24.30	30.80
8.35	6.35	11.75	13.35	15.85	18.35	31.70	18.80	23.70	25.05	31.70
8.65	6.55	12.10	13.80	16.45	19.05	32.90	19.45	24.20	25.95	32.90
8.90	6.80	12.50	14.30	16.90	19.60	33.80	20.05	25.40	26.70	33.80
9.25	7.00	12.95	14.75	17.60	20.35	35.20	20.80	26.05	27.75	35.20
9.50	7.20	13.35	15.20	18.05	20.90	36.10	21.40	26.55	28.50	36.10
9.80	7.45	13.70	15.70	18.60	21.55	37.20	22.05	27.75	29.40	37.20
10.05	7.65	14.15	16.10	19.10	22.10	38.20	22.60	28.30	30.15	38.20
10.40	7.90	14.50	16.60	19.75	22.90	39.50	23.40	29.45	31.20	39.50
10.65	8.10	14.85	17.00	20.25	23.45	40.50	23.95	29.95	31.95	40.50
10.95	8.30	15.30	17.45	20.80	24.10	41.60	24.65	30.50	32.85	41.60
11.15	8.55	15.65	17.90	21.20	24.55	42.40	25.10	31.65	33.45	42.40
11.50	8.70	16.05	18.35	21.85	25.30	43.70	25.90	32.15	34.50	43.70
11.75	8.95	16.45	18.75	22.35	25.85	44.70	26.45	33.30	35.25	44.70
12.00	9.15	16.80	19.20	22.80	26.40	45.60	27.00	33.80	36.00	45.60
12.25	9.35	17.15	19.60	23.30	26.95	46.60	27.55	34.30	36.75	46.60
12.60	9.55	17.60	20.10	23.95	27.70	47.90	28.35	35.45	37.80	47.90
12.85	9.75	17.95	20.50	24.40	28.25	48.80	28.90	36.00	38.55	48.80
13.10	10.00	18.35	21.00	24.90	28.80	49.80	29.50	37.15	39.30	49.80
13.40	10.20	18.75	21.35	25.45	29.50	50.90	30.15	37.65	40.20	50.90
13.65	10.35	19.10	21.80	25.95	30.05	51.90	30.70	38.20	40.95	51.90
13.95	10.60	19.50	22.25	26.50	30.70	53.00	31.40	39.30	41.85	53.00
14.20	10.80	19.85	22.65	27.00	31.25	54.00	31.95	39.75	42.60	54.00
14.45	11.00	20.25	23.15	27.45	31.80	54.90	32.50	40.85	43.35	54.90
14.75	11.20	20.65	23.55	28.05	32.45	56.1				