

TRAFFIC REPRESENTATIVES . . . UNION PACIFIC RAILROAD

ABERDEEN, WASH.—3 Union Passenger Station, K and River Sts.— Phone 1045
 C. H. JACKA..... General Agent
 ALHAMBRA, CALIF.—City Tkt. Office, 51 S. Garfield Av. — Phone Atlantic 18763
 A. L. GETMAN..... (or Phone Cumberland 2-2624)..... Ticket Agent
 ASTORIA, ORE.—116 Twelfth Street— Phone 304
 FLOYD C. FOSTER..... Traveling Freight and Passenger Agent
 ATLANTA 3, GA.—1232 Healey Building— Phone Lamar 6261
 P. S. SMITH..... General Agent
 BEND, ORE.—112 Oregon Ave.— Phone 63
 H. D. ATHON..... General Agent
 BIRMINGHAM 3, ALA.—701 Brown-Marx Building— Phone 7-1837
 J. E. PILON..... District Freight and Passenger Agent
 BOISE, IDAHO—City Ticket Office, Idaho Bldg., 212 No. 8th St.— Phone 414
 KAY L. JOHNSON..... General Agent
 BOSTON 8, MASS.—208 Old South Bldg., 294 Washington St.—
 M. W. COONERTY..... (Phone Hubbard 2-6380)..... General Agent
 BREMERTON, WASH.—Consolidated Ticket Office, 228 First St.— Phone 722
 S. S. HARVEY..... Ticket Agent
 BUTTE, MONT.—609 Metals Bank Bldg., 8 West Park Street— Phone 22589
 J. D. FORD..... General Agent
 Consolidated Ticket Office—2 North Main Street— Phone 3275
 D. E. WILDER..... Ticket Agent
 CHEYENNE, WYO.—City Ticket Office, 120 W. 16th St.— Phone 4421
 C. E. ASTLER..... General Agent
 CHICAGO 3, ILL.—9 South LaSalle Street at Madison— Phone Randolph 6-0141
 D. H. VOLTZ..... Traffic Manager
 C. A. POLLOCK..... General Freight Agent
 M. R. BRYAN..... General Agent, Freight Department
 City Ticket Office, 1 South LaSalle Street—
 JOHN C. POLLOCK..... (Phone Randolph 6-0141)..... General Passenger Agent
 CINCINNATI 2, OHIO—303 Dixie Term. Bldg., 4th & Walnut Sts.— Phone Main 0144
 F. B. SWOPE..... General Agent
 CLEVELAND 13, OHIO—1407 Terminal Tower, 50 Public Square—
 G. A. BROWN..... (Phone Main 3070)..... General Agent
 COUNCIL BLUFFS, IA.—Union Pacific Transfer Depot— Phone 6134
 W. M. CALHOUN..... Freight and Passenger Agent
 DALLAS 1, TEXAS—2108 Mercantile Bank Bldg.— Phone River Side 1778
 CARROLL M. BROWN..... General Agent
 DENVER 2, COLO.—City Ticket Office, 535 17th Street— Phone Keystone 4141
 P. F. ECHELE..... Traffic Manager
 M. A. LIGHT..... General Freight Agent
 K. N. MIDDLEKAUFF..... General Agent, Passenger Department
 DES MOINES 9, IOWA—407 Equitable Bldg., 6th & Locust Sts.— Phone 3-0583
 EUGENE R. FIELD..... General Agent
 DETROIT 26, MICH.—612 Book Building, 1249 Washington Boulevard—
 C. J. STEGEMAN (Phone Cadillac 7794)..... Traffic Manager
 EAST LOS ANGELES, CALIF.—5454 Ferguson Drive— Phone Angelus 6509
 J. J. WALKER..... Ticket Agent
 EUGENE, ORE.—201 Ardel Offices, 33 East 10th Ave.— Phone 4440
 ALAN B. TAYLOR..... General Agent
 FRESNO 1, CALIF.—207 Rowell Bldg., Tulare St. and Van Ness Ave.— Phone 4-6571
 H. G. PELLETIER..... General Agent
 GERING, NEBR.—Union Pacific Station— Phone 35
 S. C. CLARKE..... General Agent
 GLENDALE 3, CALIF.—City Ticket Office, 404½ North Brand Boulevard—
 W. A. SHOOK (Phone Citrus 1-2174 or Chapman 5-1370)..... General Agent
 HOLLYWOOD 28, CALIF.—City Ticket Office, 6702 Hollywood Blvd.—
 V. J. SCHMITTROTH (Ph. Hillside 0221) Gen'l Agt., Passenger Department
 HUNTINGTON PARK, CALIF.—City Ticket Office, 7002 Pacific Blvd.—
 R. H. LUND..... (Phone Kimball 9281)..... Passenger Agent
 KANSAS CITY 6, MO.—200 Waldheim Bldg., 6 East Eleventh St.— Ph. Victor 6530
 D. R. ALEXANDER..... General Freight and Passenger Agent
 L. G. STAHL..... General Agent, Freight Department
 City Ticket Office—2 East Eleventh Street—
 E. E. SWANSON (Phone Victor 6530)..... General Agent, Passenger Department
 LAS VEGAS, NEV.—Union Pacific Station— Phone 1120
 R. A. BLONDE..... Special Representative
 LEWISTON, IDAHO—Room 7, Union Depot— Phone 1163
 H. J. BERGER..... General Agent
 LINCOLN 8, NEBR.—City Ticket Office, 130 So. 13th St.— Phone 2-6517
 A. H. GENGE..... General Agent
 LONG BEACH 2, CALIF.—City Ticket Office, 144 Pine Avenue— Phone 7-2931
 H. J. DeLACY..... General Agent
 LONGVIEW, WASH.—
 GUY L. ANDERSON, Freight Station, Phone 818..... General Agent
 C. F. HEATH, Ticket Office, 1225 Broadway, Phone 815..... Ticket Agent
 LOS ANGELES 14, CALIF.—Union Pacific Bldg., 422 W. 6th Street—
 W. T. PRICE (Phone Trinity 9211)..... Traffic Manager
 GAYLORD F. ALLEN..... Assistant Traffic Manager
 C. F. FARMER..... General Passenger Agent
 E. C. RASMUSSEN..... General Freight Agent
 Union Pacific Building—608 So. Olive Street— Phone Trinity 9211
 C. F. HALLSMAN..... General Agent, Passenger Department
 W. F. NASH—610 So. Olive Street..... General Agent, Freight Department
 MEMPHIS 3, TENN.—1720 Sterick Bldg.—8 North Third St.— Phone 8-6220
 W. B. MARKHAM..... District Freight and Passenger Agent
 MILWAUKEE 3, WIS.—814 Warner Bldg., 212 W. Wisconsin Ave.—
 K. T. MINDEMANN..... (Phone Marquette 8-7833)..... General Agent
 MINNEAPOLIS 2, MINN.—890 Northwestern Bank Bldg., 620 Marquette Ave.—
 EMIL W. MAU (Phone Main 2451)..... General Agent
 NEW ORLEANS 12, LA.—504 Canal Bldg., 210 Baronne Street—
 D. V. RICKSON..... (Phone Canal 2274)..... General Agent

C. J. COLLINS
 General Passenger Traffic Manager
 OMAHA 2, NEBR.

W. T. BURNS, Vice-President—Traffic
 OMAHA 2, NEBRASKA

J. R. MacANALLY
 General Freight Traffic Manager
 OMAHA 2, NEBR.

NEW YORK 20, N.Y.—626 Fifth Ave., Suite 350, Rockefeller Center—
 H. L. LAUBY..... (Phone Circle 6-4900)..... Eastern Traffic Manager
 C. H. SALTMARSH (Phone Circle 6-4900) General Agent, Passenger Department
 H. C. YERGER..... (Phone Circle 6-4908)..... General Agent, Freight Department
 OAKLAND 12, CALIF.—215 Central Bank Bldg., 436 14th St. Phone Glencourt 1-8576
 L. M. LAYNE..... General Agent
 OGDEN, UTAH—City Ticket Office, Ben Lomond Hotel Bldg.— Phone 5533
 J. F. BAKER..... General Agent
 OMAHA 2, NEBR.—City Ticket Office—Corner 15th & Dodge Streets—
 WALTER CONREY (Phone Jackson 5822) Gen'l Agent, Passenger Department
 W. W. JOHNS..... General Agent, Freight Department
 City Ticket Office—1614 Farnam Street— Phone Jackson 5822
 W. W. NEILL..... Ticket Agent
 PASADENA 1, CALIF.—Un.Pac.Station, 205 W. Colorado St.—Ph. Sycamore 2-4107
 L. A. WIRGLER..... General Agent
 PHILADELPHIA 2, PA.—904 Girard Trust Bldg., Broad St. & So. Penn Sq.—
 MORTON MANN (Phone Rittenhouse 6-2170)..... General Agent
 PITTSBURGH 22, PA.—1419 Oliver Bldg., Smithfield Street and Sixth Avenue—
 SAM REINHARDT (Phone Atlantic 0260)..... General Agent
 POCATELLO, IDAHO—Union Pacific Passenger Station— Phone 268
 R. A. ANDERSON..... General Agent
 POMONA, CALIF.—Union Pacific Passenger Station— Phone Lycoming 2-3561
 E. C. MALLON..... Passenger and Freight Traffic Agent
 PORTLAND 5, ORE.—751 Pittcock Block— Phone Broadway 7771
 C. W. EVERS..... Traffic Manager
 J. C. CUMMING..... General Passenger Agent
 T. J. DOWD..... General Freight Agent
 DON SUTHERLAND..... General Agent, Freight Department
 City Ticket Office—701 S. W. Washington Street— Phone Broadway 7771
 N. B. FALLAS..... General Agent, Passenger Department
 RENO, NEV.—25 Cladianos Bldg., 118 West 2nd St. Phone 4881
 E. E. LARKIN..... General Agent
 RIVERSIDE, CALIF.—Union Pacific Pass. Station, 7th & Vine Sts.— Phone 626
 J. L. BRECHIN..... General Agent
 ST. JOSEPH 2, MO.—City Ticket Office, 517 Francis Street— Phone 2-5485
 F. F. ROBINSON..... General Freight and Passenger Agent
 ST. LOUIS 1, MO.—1223 Ambassador Bldg., 411 North 7th St.— Phone Chestnut 7752
 T. W. GURSKY..... General Agent
 SACRAMENTO 14, CALIF.—217 Forum Bldg., 1107 Ninth St.— Phone 2-1025
 F. A. FOX..... General Agent
 SALINA, KANS.—Third and Ash Streets— Phone 297
 J. M. BROWN..... General Agent
 SALT LAKE CITY 1, UTAH—Union Pacific Bldg., 10 So. Main St.— Phone 3-1544
 J. W. PADDEN..... Traffic Manager
 A. G. BLOOM..... General Passenger Agent
 City Ticket Office—Hotel Utah, Main and So. Temple Streets— Phone 3-1544
 W. J. THOMAS..... General Agent, Passenger Department
 F. L. MORGAN..... General Agent, Freight Department
 SAN DIEGO 1, CALIF.—City Ticket Office, 320 Broadway— Phone Franklin 7241
 H. G. LARIMER..... General Agent
 SAN FRANCISCO 2, CALIF.—291 Geary Street— Phone Garfield 1-6030
 H. A. LAWRENCE..... Traffic Manager
 B. P. COSTELLO..... General Agent, Freight Department
 City Ticket Office—Geary at Powell Street— Phone Garfield 1-6030
 H. W. HICKS..... General Passenger Agent
 SAN JOSE 7, CALIF.—206 1st Nat. Bk. Bldg., Santa Clara & 1st Sts.—Ph. Ballard 1634
 E. A. COONS..... General Agent
 SAN PEDRO, CALIF.—City Ticket Office, 805 So. Pacific Avenue—
 J. V. CONNETT..... (Phone Terminal 2-7531)..... General Agent
 SANTA ANA, CALIF.—City Ticket Office, 305 North Main Street—
 WALTER DITTMER..... (Phone Kimberly 23979)..... General Agent
 SANTA MONICA, CALIF.—City Ticket Off., 307 Santa Monica Blvd.— Phone 51213
 W. A. CHENEY..... General Agent
 SEATTLE 4, WASH.—204 Union Sta., 4th Ave. & Jackson St.— Phone Elliott 6933
 H. M. WEST..... Assistant Traffic Manager
 P. A. AULENBACHER..... General Agent, Freight Department
 City Ticket Office—1300 Fourth Avenue at University, Seattle 1—
 A. L. IVES (Phone Elliott 6933)..... General Agent, Passenger Department
 SIOUX CITY 9, IOWA—405 Commerce Bldg., 520 Neb. St.— Phone 5-8328
 J. F. TURRENTINE..... General Agent, Freight Department
 SPOKANE 8, WASH.—City Ticket Office—727 Sprague Ave., Corner Post St.—
 J. R. LIVSEY..... (Phone Main 4121)..... General Agent
 STOCKTON 6, CALIF.—207 California Bldg., 11 So. San Joaquin St.— Phone 2-3981
 V. J. CHRISTENSEN..... District Freight and Passenger Agent
 SUN VALLEY, IDAHO— Phone Sun Valley 5311
 W. H. WATSON..... Transportation Agent
 TACOMA 2, WASH.—City Ticket Office, 114 So. Ninth St.— Phone Broadway 2275
 F. G. ROTHWELL..... General Agent
 TORONTO, ONT.—201-2 Canadian Pacific Bldg., 69 Yonge St.— Phone Elgin 7239
 W. W. CREIGHTON..... General Agent
 TULSA 3, OKLA.—823 Kennedy Bldg., 321 South Boston St.— Phone 26859
 L. B. BRADLEY..... General Agent
 WALLA WALLA, WASH.—1st Natl. Bank Bldg., 2nd & Alder Sts.— Phone 30
 J. H. CUNNINGHAM..... General Agent
 WASHINGTON 5, D. C.—600 Shoreham Bldg., 15th and H Sts., N. W.—
 HOWARD B. BLANCHARD (Phone Republic 0600) Washington Representative
 R. T. PAYNE..... General Agent
 WINSTON-SALEM 3, N. C.—632 Reynolds Bldg., 4th and Main Sts.— Phone 2-1881
 D. R. WALKER..... Traveling Freight and Passenger Agent
 YAKIMA, WASH.—Union Pacific Building, 104 W. Yakima Ave.— Phone 1181
 V. E. BUCHANAN..... General Agent

April 3, 1949

April 3, 1949

UNION PACIFIC RAILROAD

TIME TABLES



UNION PACIFIC RAILROAD

TIME TABLES




TABLE OF CONTENTS

Section	Page	Section	Page
Index to Union Pacific Stations.....	3 to 5	Connecting Bus Lines Service.....	38
Equipment of Through Trains.....	6 to 19	Address of Principal Union Pacific Stations.....	38
Condensed Train Schedules.....	6 to 19	Railroad Fares.....	41
Complete Train Schedules.....	20 to 37	Pullman Sleeping Car Charges.....	42 and 43
Map of Union Pacific and Connecting Lines.....	22 and 23	Special Service Charges.....	43
Connecting Rail Lines Service.....	28, 39 and 40	Union Pacific Representatives.....	Back Cover

INFORMATION

Miles shown on mile posts read westward from Council Bluffs, Iowa. Miles shown herein are from Omaha, Nebraska. (Variance approximately 3 miles.)

Time from midnight to noon inclusive, is indicated by light face type; from noon to midnight inclusive, by dark face type.

Any person who, because of mental, physical or other disability, is incapable of properly caring for himself or herself, will be received as a passenger ONLY when accompanied by a competent attendant.

Air-conditioned cars and individual seat coaches have been assigned to regular sections of most trains. Every effort is made to maintain this service, but operation of non-air-conditioned cars and non-individual seat coaches may be necessary on occasions due to emergencies.

On trains that carry chair car porters, there is no charge for the services of the porter. He will, however, collect a nominal charge for pillows.

Children under 5 years of age ride free, when accompanied by parent or guardian; 5 years of age and under 12, pay one-half fare; 12 years of age and over, pay full fare.

Should any question or difference of understanding arise with agents or conductors as to proper fare or ticket privileges, please pay fare requested, take receipt, and communicate with General Passenger Traffic Manager, Omaha 2, Nebr.

Tickets unused or partly used, will be redeemed under tariff regulations at proper value. Consult any Union Pacific office or write to Gen'l Passenger Traffic Mgr., Omaha 2, Nebr.

Stopovers are permitted at all points within final limit of tickets by notifying conductor.

Many attractive side trips and optional routes are available. Ask your local Agent or any Union Pacific representative for details.

Tickets reading via Union Pacific Railroad will be honored by Overland Greyhound Bus Lines between any two points between which those two companies jointly operate.

You are requested to purchase your tickets before boarding the train.

At Chicago the Parmelee coupon on a through railroad ticket entitles the holder, without additional charge, to have himself and hand luggage transferred in a Parmelee car from his incoming to his outgoing station or to a downtown destination.

Or, when there is at least a 3-hour interval between arrival of train in Chicago and scheduled departure time from outgoing station, Parmelee will transfer such luggage to the passenger's outgoing station where it can be claimed at the parcel check room. The only cost is the usual parcel checking fee, 15 cents for each bag or parcel.

It is desirable to mark or tag each piece of baggage (for easy identification) with your name and address and, in addition, place your name and permanent address inside each piece, whether it is checked or carried with you on the train. Ask Ticket or Baggage Agent for free address labels.

For the convenience and comfort of themselves and others, passengers are requested to check their hand baggage whenever possible, except that actually needed for personal use enroute. No responsibility is assumed for unchecked articles left in stations, on platforms or in cars.

Checkable baggage consists of wearing apparel, toilet articles and such personal effects as the passenger may need for use on the trip.

Money, jewelry, negotiable papers, liquids, fragile or perishable articles, radios, typewriters, dishes and household goods must not be included in checked baggage.

One hundred and fifty (150) pounds of baggage, not exceeding one hundred dollars (\$100.00) in value, may be checked free on each adult ticket, and one-half those amounts in connection with half-fare tickets.

Passengers have the privilege of declaring additional value on checked baggage, not to exceed \$2500.00, upon payment of a nominal charge. Consult Baggage Agent.

Dogs or other small household pets will be transported in baggage cars, subject to tariff regulations, or they may be taken into room accommodations when in suitable containers and subject to Pullman Company regulations. Ask your Agent for full details.

No single piece of baggage, exceeding 300 pounds in weight, 72 inches in greatest dimension, or single shipments in excess of \$2500.00 in value, will be checked.

In case of lost articles, communicate with Manager, Mail, Baggage & Express Traffic, Omaha 2, Nebr.

Union Pacific Railroad is not responsible for errors in time tables, loss of time, inconvenience or damage resulting from delayed trains, or failure to make connections. Schedules, consists and designations of trains shown in this folder are subject to change without notice.

INDEX TO UNION PACIFIC STATIONS

Each Time Table is numbered. The numbers opposite the Stations are the numbers of the time tables in which the stations are shown. Stations marked ■ are located on Divisions indicated by table numbers, but are not shown in folder tables.

Table No.	Table No.	Table No.	Table No.	Table No.	Table No.
Aberdeen, Idaho.....56	■Avon, Utah.....12	Blair, Kans.....53	Byrne, Idaho.....57	Cima, Calif.....3	■Culver, Kans.....28
Aberdeen, Wash.....21	Axtell, Kans.....53	Blalock, Ore.....20	Byron, Nev.....3	■Circle Bar, Ore.....70	■Culver, Ore.....86
Aberdeen Jct., Ida.....56	Ayer, Wash., K, L, T, W, X, 74, 76, 77	Blaser, Idaho.....20		■Cisno, Calif.....14	■Curry, Idaho.....60
Abilene, Kans., E, H, 24		Bliss, Idaho.....20, 61		■Clarke, Ore.....20	■Curvo, Utah.....1, 2
Acequia, Ida.....60, 61		Bloom, Utah.....3		Clarks, Nebr., 1, 2, 17	■Cutler, Utah.....4
Acoma, Nev.....3		Blue Canyon, Calif.....14		■Clarnie, Ore.....20	
■Acton, Nev.....3		Blue Rapids, Kans.....54		Clarkston, Wash.....84	
■Acton, Wash.....78		■Bly, Calif.....3		Clay Center, Kans.....25	
Adams, Ore.....84		Boardman, Ore.....20		■Clayton, Calif.....3	
■Adams, Utah.....84		Boelus, Nebr.....47		■Clayton, Nebr.....53	
■Adelalde, Idaho.....20		Bogue, Kans.....28		Claytonia, Idaho.....64	
Adrian, Ore.....64		Boise, Ida., C, F, K, T, U.....20, 67		Clearfield, Utah 1, 2, 31	
Afton, Calif.....3		Bolles, Wash.....80		Clear Lake, Utah.....3	
Agate, Colo.....24		Bond, Mont.....36		Cleburne, Kans.....54	
Agnew, Nebr.....42		■Bailey, Ore.....20		■Cleft, Idaho.....20	
■Aiken, Idaho.....56		■Baileyville, Kans.....53		■Clifford, Colo.....24	
Aikins, Kans.....52		■Baileyvue, Nebr.....42		Clifton, Idaho.....36	
■Ajax, Utah.....33		Baker, Ore., C, F, T, U, 20		Cline, Utah.....3	
Albany, Colo.....33		■Bakers, Utah.....36		Clinton, Ia., B, 1, 2	
Albin, Wyo.....42		Bakersfield, Calif.....15		■Cloud, Nev.....3	
Albion, Nebr.....48		Balch, Calif.....3		Coalmont, Colo.....33	
Albion, Wash.....76		■Balta, Kans.....24		Coalville, Utah.....32	
Ala, Nebr., 1, 2, 17		■Balzac, Colo.....17		■Cobb, Idaho.....20	
Alexander, Ida.....20		Bancroft, Idaho.....20		Coburn, Nev.....14	
Alexandria, Nebr.....53		Bancroft, Wyo.....30		Cochrane, Kans.....50	
■Alfalfa Center, Nebr.....1, 2		Bannock, Idaho.....20		■Codeli, Kans.....28	
■Alhambra, A, D, 3, 7		■Barclay, Nev.....3		■Cokeville, Wyo.....20	
Alisal, Ore.....72		■Barite, Ida.....69		Colby, Kans.....28	
Alida, Kans.....25		■Barlow, Idaho.....58		■Cole, Idaho.....20	
■Allendale, Idaho.....68		■Barnhart, Ore.....20		Colfax, Calif.....14	
Almota, Wash.....77		Barratts, Mont.....36		Colfax, Wash.....76, 84, 85	
■Altap, Kans.....28		■Barrymore, Idaho.....61		Collins, Calif.....3	
Altamont, Wyo.....1, 2		Barstow, Calif., D, R, 3		■Collins, Idaho.....56	
■Amalgam, Idaho.....60		■Bartello, Calif.....3		Collinston, Utah.....36	
American Falls, Ida.....20		Barton, Nebr.....17		■Collopy, Idaho.....20	
American Fork, Utah.....4		Basin, Calif.....3		Collyer, Kans.....24	
Ames, Ia., 1, 2		■Baskin, Utah.....1, 2		Colores, Wyo.....20	
Ames, Nebr., 1, 2, 17		Bassett, Idaho.....36		Colton, Calif.....3	
Amherst, Nebr.....43		■Battle Mtn., Nev.....14		Colton, Wash.....85	
■Amsterdam, Ida.....60		■Bavaria, Kans.....24		■Colton, Nebr., 1, 2	
Anaheim, Calif., A, D, 3, 9		Baxter, Wyo., 1, 2		■Coltman, Idaho.....58	
Anan, Nebr.....53		Bayard, Nebr. (See So. Bayard).....42		Columbia, Nebr., A, B, C, G, 1, 2, 17, 45, 46, 48, 85	
■Anderson, Idaho.....36		Beattie, Kans.....53		Como, Wyo., 1, 2	
■Ankeny, Wash.....74		■Beatty, Idaho.....20		Concordia, Kans.....25	
■Antelope, Wyo., 1, 2		■Becks, Utah.....31		■Concrete, Ida.....73	
Apex, Mont.....36		Beckwith, Wyo.....20		Contact, Nev.....60	
■Apex, Nev.....31		Belgrade, Nebr.....46		■Coolidge, Idaho.....20	
■Apletton, Idaho.....61		Bell, Calif.....8		Cooper, Colo.....17	
■Apple Valley, Ida.....20		Bellevue, Idaho.....69		Cooper Lake, Wyo., 1, 2	
■Arapahoe, Colo.....24		■Belmar, Nebr.....42		Corinne, Utah.....38	
Arcadia, Ore.....20		Belmont, Utah.....38		■Cork, Calif.....3	
■Archer, Wyo., 1, 2		Beloit, Kans.....26		■Corlett Jct., Wyo., 1, 2	
Arco, Idaho.....56		■Berkley, Calif., B, E, 14		Cornish, Utah.....36	
■Arcola, Kans.....24		■Berryman, Wash.....80		■Corral, Idaho.....65	
Arden, Nev.....3		■Beryl, Utah.....3		■Cosgriff, Wyo.....20	
■Arena, Colo.....24		■Bessien, Idaho.....20		Cosmopolis, Wash.....21	
Arimo, Idaho.....36		Beverly, Kans.....28		■Cotesfield, Nebr.....49	
Arling, Idaho.....67		■Bickel, Idaho.....60		■Cottier, Wyo.....42	
Arlington, Ore, C, W, 20, 74		■Big Eddy, Idaho.....67		■Cotton, Idaho.....36	
Armstead, Mont., R, 36		■Biggam, Wash.....78		Cottonwood, Idaho.....77	
Armstrong, Wash.....76		■Biggs, Ore.....20		■Council Bluffs, Ia., B, 1, 2, 17	
■Army, Idaho.....56		■Big Springs, Idaho.....39		■Cowan, Wash.....74	
Arnold, Nebr.....43		■Birdwood, Neb., 1, 2, 17		■Cozad, Nebr., 1, 2, 17	
Aroya, Colo.....24		Bishop, Wash.....77		■Craig Jct., Idaho.....77	
Arrow, Idaho.....77		■Bitter Creek, Wyo., 1, 2		■Craigmont, Idaho.....67	
■Ascalon, Colo.....24		Black Buttes, Wyo., 1, 2		■Crane, Ore.....70	
■Ash, Wash.....74		Blackfoot, Ida., O, R, 36, 56		■Crates, Ore.....20	
■Ashby, Wash.....74		Black Lake, Idaho.....79		Creighton, Wyo.....42	
Asherville, Kans.....26		Black Rock, Utah.....3		■Crest, Wash.....76	
Ashton, Idaho.....O, R, 36, 39, 40		Black Wolf, Kans.....24		■Crestline, Nev.....3	
Aspen, Wyo.....1, 2		■Black's Creek, Ida.....20		■Creston, Wyo., 1, 2	
Assaria, Kans.....27		■Blaine, Idaho.....65		■Crockett, Calif.....14	
Athens, Ore.....84				■Crock, Colo.....17	
■Atkinson, Utah.....32				■Cruik, Ore.....20	
Attalia, Wash.....74, 78				■Cruik, Ore.....20	
Atwood, Colo.....17				■Cruik, Ore.....20	
Auburn, Calif.....14				■Cruik, Ore.....20	
■Auburn, Colo.....17				■Cruik, Ore.....20	
Auburn, Wash.....20				■Cruik, Ore.....20	
Auit, Colo.....30				■Cruik, Ore.....20	

Table of station numbers and names for the coast-to-coast sleeping car service, including locations like Gilcrest, Colorado, and Havana, Nebraska.

Continuation of the station table from page 4, including locations like Weston, Oregon, and Westvaco, Oregon.

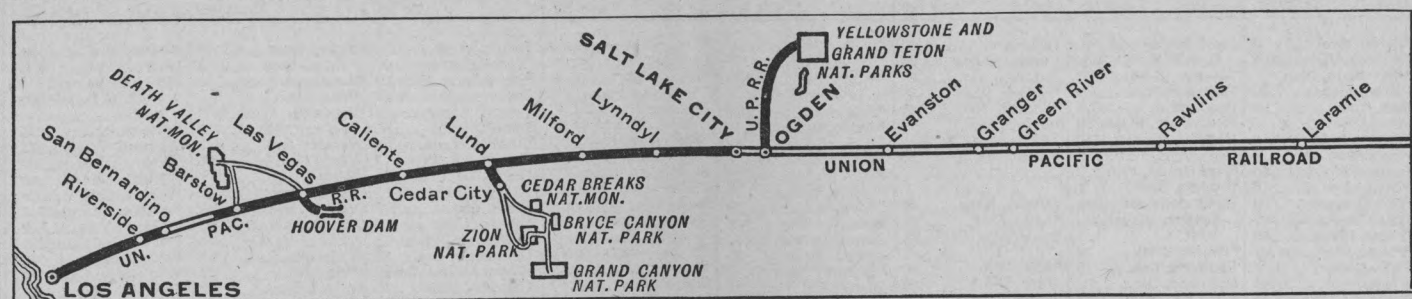
ADVANTAGES OF COAST-TO-COAST SLEEPING CAR SERVICE

- The schedules shown in Tables A and B on pages 6 to 9 of this folder provide a convenient service for the coast-to-coast traveler, at No Extra Fare.
• This service eliminates the necessity of changing trains or transferring from one station to another in Chicago.
• It gives the traveler a choice of two fine routes between the Atlantic Coast and Chicago, and the service of the famous Overland Route between Chicago and California.

For Dependable Transportation—Be Specific, Say "UNION PACIFIC"

Stations marked ■ are located on Divisions indicated by table numbers, but are not shown in folder tables.

Stations marked ■ are located on Divisions indicated by table numbers, but are not shown in folder tables.



NEW YORK, CHICAGO and MINNEAPOLIS to LOS ANGELES via Omaha and Salt Lake City

Table A
Condensed Schedules
All Trains Daily

	Streamliner City of Los Angeles 103 Daily Example	Los Angeles Limited 1 Daily Example	Utahn 3 Daily Example	Pacific-Pony Express 21-37 Daily Example
Lv New York (EST) N.Y.C.		4.10 SA		
Ar Chicago (C.S.T.)		8.15 SU		
Lv New York (EST) Penn. RR		4.35 SA		
Lv N. Philadelphia (E.S.T.)		6.09 SA		
Ar Chicago (C.S.T.)		8.15 SU		
Lv Chicago (CST) C. & N.W.	7.15 SU	12.01 SU		8.10 SU
Ar Omaha	3.00 MO	9.00 SU		8.00 MO
Lv Minneapolis C. & N. W.		9.30 SU	9.30 SU	9.15 SU
Ar St. Paul		10.10 SU	10.10 SU	9.55 SU
Ar Sioux City		6.05 SU	6.05 SU	5.00 MO
Ar Omaha		8.35 SU	8.35 SU	7.45 MO
Lv Omaha (C.S.T.) Un. Pac.	3.10 MO	9.25 SU	11.00 SU	8.30 MO
Ar Fremont			11.47 SU	9.15 SU
Ar Columbus			12.38 MO	10.03 SU
Ar Grand Island	5.10 MO		12.05 MO	1.55 SU
Ar Kearney			2.44 SU	12.11 SU
Ar North Platte (C.S.T.)	7.00 MO		2.20 SU	2.00 SU
Lv North Platte (M.S.T.)	6.01 MO		1.30 SU	3.50 SU
Ar Sidney	7.45 MO		3.50 SU	6.55 SU
Ar Cheyenne	9.30 MO		6.00 SU	10.00 SU
Lv Cheyenne	9.40 MO		6.10 SU	10.25 SU
Ar Laramie	11.00 MO		7.40 SU	11.59 SU
Ar Rawlins	12.50 MO		9.55 SU	2.20 SU
Ar Rock Springs				4.38 SU
Ar Green River	3.10 MO		12.50 SU	5.25 SU
Ar Evanston	4.51 MO		2.50 SU	7.25 SU
Ar Ogden				9.15 SU
Lv Ogden				9.45 SU
Ar Salt Lake City	7.05 MO		5.35 SU	10.35 SU
Lv Salt Lake City	7.20 MO		5.55 SU	10.55 MO
Ar Milford	10.28 MO		10.05 MO	2.55 TU
Ar Lund				3.35 TU
Ar Cedar City				4.45 TU
Lv Cedar City				11.15 MO
Lv Lund (M.S.T.)				3.35 TU
Lv Caliente (P.S.T.)				4.40 TU
Ar Las Vegas	2.25 TU		2.45 TU	7.50 TU
Ar San Bernardino	7.20 TU		8.30 TU	1.25 TU
Ar Riverside	7.45 TU		9.00 TU	1.55 TU
Ar East Los Angeles	8.40 TU		10.10 TU	2.55 TU
Ar Los Angeles (P.S.T.)	9.00 TU		10.40 TU	3.20 TU
Ar Alhambra	9.05 TU	10.35 TU	3.20 TU	6.55 WE
Ar Pasadena	9.20 TU	10.50 TU	3.35 TU	7.10 WE
Ar Glendale	9.55 TU	11.25 TU	4.10 TU	7.45 WE
Ar Anaheim	9.50 TU	11.20 TU	4.05 TU	7.40 WE
Ar Long Beach	9.35 TU	11.05 TU	3.50 TU	7.25 WE
Ar San Pedro (P.S.T.)	10.05 TU	11.30 TU	4.15 TU	7.50 WE

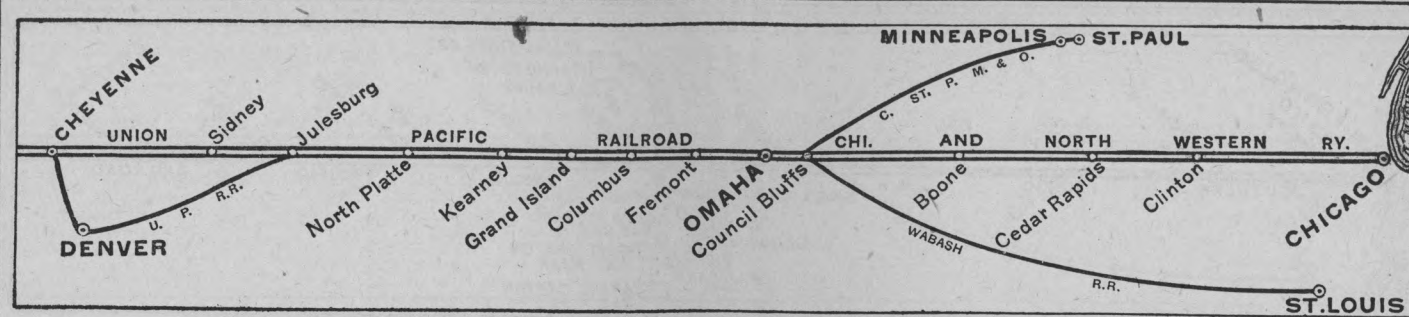
Equipment for Page 6
 ★ NO. 103—Streamliner CITY OF LOS ANGELES—DAILY—Extra Fare
 Cars from Chicago run via C. & N. W. east of Omaha.
 Stewardess Service
 Club Lounge Car @.....Chicago to Los Angeles—(Barber, valet, bath, radio).
 Standard Sleeping Cars...Chicago to Los Angeles—Drawing-rooms, Compartments, Bedrooms, Roomettes, Sections (5 cars).
 Reclining Seat Coaches...Chicago to Los Angeles—(all reserved).
 Coach Lounge Car.....Chicago to Los Angeles.
 Dining Car.....A la carte and club or table d'hote service.

★ NO. 1—LOS ANGELES LIMITED—DAILY—No Extra Fare
 Cars from Chicago and Minneapolis-St. Paul run via C. & N. W. to Omaha; thence U. P.
 Club Lounge Car @.....Chicago to Los Angeles—(Barber, valet, radio).
 Standard Sleeping Cars...Chicago to Los Angeles—2 D.R., 4 Compts., 4 Dbl. Bdrm. Chicago to Los Angeles—6 Sec., 6 Rmte., 4 Dbl. Bdrm. Chicago to Los Angeles—12 Sections, D. R. Chicago to Cedar City—10 Sec., D.R., Compts. (Nos. 3-301 beyond Salt Lake City; summer season—first car June 8).
 New York to Los Angeles—6 Sections, 6 Double Bedrooms (N.Y.C. No. 65 to Chicago).
 New York to Los Angeles—6 Sections, 6 Double Bedrooms (P.R.R. No. 49 to Chicago).
 Minneapolis-St. Paul to Los Angeles—6 Sec., 6 Rmte., 4 Double Bedrooms (203-10-203 to Omaha).
 Chicago to Cedar City—10 Sec., D.R., Compts. (No. 1 to Salt Lake City—No. 301 beyond Milford; summer season—first car June 8).
 Cedar City to Los Angeles—10 Sections, D. R., Compts. (No. 302 to Milford; summer season—first car June 10).
 Reclining Seat Coaches...Omaha to Los Angeles (not reserved).
 Cheyenne to Los Angeles (Wab.-U.P. 9 from St. Louis—all seats reserved).
 Salt Lake City to Cedar City (No. 301 beyond Milford; summer season—first car June 9).
 Dining Car.....North Platte to Los Angeles—a la carte and club or table d'hote service.

★ NO. 3—UTAHN—DAILY
 Club Lounge Car @.....Cheyenne to Los Angeles.
 Standard Sleeping Cars...Omaha to Los Angeles—12 Sec., D.R. (Open 9.30 p.m.)
 Cheyenne to Ogden—6 Sections, 6 Roomettes, 4 Double Bedrooms (Wab.-U.P. 9 from St. Louis; S.P. 27 to San Francisco).
 Cheyenne to Los Angeles—6 Sections, 6 Roomettes, 4 Double Bedrooms (No. 9 from St. Louis).
 Chicago to Cedar City—10 Sec., D.R., Compts. (No. 1 to Salt Lake City—No. 301 beyond Milford; summer season—first car June 8).
 Cedar City to Los Angeles—10 Sections, D. R., Compts. (No. 302 to Milford; summer season—first car June 10).
 Reclining Seat Coaches...Omaha to Los Angeles (not reserved).
 Cheyenne to Los Angeles (Wab.-U.P. 9 from St. Louis—all seats reserved).
 Salt Lake City to Cedar City (No. 301 beyond Milford; summer season—first car June 9).
 Dining Car.....North Platte to Los Angeles—a la carte and club or table d'hote service.

★ 21-37—PACIFIC-PONY EXPRESS—DAILY
 21 to Salt Lake City; 37 to Los Angeles. Cars from Chicago run via C. & N.W. east of Omaha.
 Club Lounge Car Service @.....Chicago to Los Angeles.
 Standard Sleeping Cars...Chicago to Los Angeles—10 Sec., 3 Dbl. Bedrooms. Minneapolis-St. Paul to Los Angeles—12 Sections, D.R. (201-2-201 to Omaha).
 Butte to Los Angeles—10 Sec., 1 D.R., 2 Compts. (No. 30 to Salt Lake City).
 Las Vegas to Los Angeles—8 Sec., D.R., 3 Dbl. Bdrms. Chicago to Los Angeles.
 Ogden to Los Angeles (No. 37 from Kansas City).
 Dining Car.....A la carte and club or table d'hote service.

Footnotes for Page 6
 ⊕ Club and lounge cars are for the exclusive use of standard sleeping car passengers. The City of Los Angeles has a lounge car for coach passengers.
 ⊞ Conditional stop; see Tables 1 and 3. (f) Stops only on signal.
 ♦ Motor Bus connections with main line trains at East Los Angeles
 ● Extra fare train; see tables 1 and 2. ★ Regularly assigned through cars air-conditioned.
 ▲ Motor bus between Lund and Cedar City. □ Runs via Borie Cut-off; not via Cheyenne.
 ⊙ No. 1 and No. 103 do not operate into Ogden Union Station.
 (E.S.T.) Eastern standard time. (C.S.T.) Central standard time.
 (M.S.T.) Mountain standard time. (P.S.T.) Pacific standard time.
 Time from 12.01 midnight to 12.00 noon shown in light face type.
 Time from 12.01 noon to 12.00 midnight shown in heavy face type.



LOS ANGELES to CHICAGO, NEW YORK and MINNEAPOLIS via Salt Lake City and Omaha

Table A
Condensed Schedules
All Trains Daily

	Streamliner City of Los Angeles 104 Daily Example	Los Angeles Limited 2 Daily Example	Utahn 4 Daily Example	Pony Express-Pacific 38-22 Daily Example
Lv San Pedro (P.S.T.)	3.20 SU	10.35 SU	9.35 SU	6.05 SU
Lv Long Beach	3.50 SU	11.00 SU	10.00 SU	6.30 SU
Lv Anaheim	3.45 SU	10.55 SU	9.55 SU	6.25 SU
Lv Glendale	3.30 SU	10.50 SU	9.50 SU	6.20 SU
Lv Pasadena	4.10 SU	11.25 SU	10.25 SU	6.55 SU
Lv Alhambra	4.25 SU	11.40 SU	10.40 SU	7.10 SU
Lv Los Angeles (P.S.T.)	5.00 SU	12.01 SU	11.00 SU	7.30 SU
Ar East Los Angeles	5.20 SU	12.25 SU	11.25 SU	7.55 SU
Ar Riverside	6.12 SU	1.25 SU	12.25 SU	9.15 SU
Ar San Bernardino	6.38 SU	1.50 SU	12.50 SU	9.50 SU
Lv Las Vegas	11.55 SU	7.40 SU	6.50 SU	5.25 MO
Lv Caliente (P.S.T.)			9.35 SU	8.35 SU
Ar Lund (M.S.T.)			12.33 MO	11.40 MO
Ar Cedar City			4.45 MO	11.45 MO
Lv Cedar City			11.15 MO	9.25 MO
Lv Lund			12.33 MO	11.40 MO
Ar Milford	5.40 MO	2.15 MO	1.25 MO	12.30 MO
Ar Salt Lake City	8.45 MO	6.10 MO	5.10 MO	5.00 MO
Lv Salt Lake City	9.00 MO	6.30 MO	5.30 MO	5.45 MO
Ar Ogden			6.20 MO	7.00 MO
Lv Ogden			6.50 MO	7.45 MO
Ar Evanston	11.09 MO	9.07 MO	8.40 MO	9.55 MO
Ar Green River	1.00 MO	11.20 MO	10.55 MO	12.40 TU
Ar Rock Springs			11.14 MO	1.00 TU
Ar Rawlins	3.15 MO	2.05 MO	1.35 MO	3.40 TU
Ar Laramie	5.10 MO	4.25 MO	3.55 MO	6.30 TU
Ar Cheyenne	6.20 MO	5.45 MO	5.15 MO	8.05 TU
Lv Cheyenne	6.30 MO	6.00 MO	5.45 MO	8.20 TU
Lv Sidney	7.55 MO	7.45 MO	8.35 MO	10.15 TU
Ar North Platte (M.S.T.)	9.37 MO	9.30 MO	11.05 MO	12.25 TU
Lv North Platte (C.S.T.)	10.40 MO	11.00 MO	12.20 TU	1.35 TU
Ar Kearney			2.20 TU	3.35 TU
Ar Grand Island			3.20 TU	4.40 TU
Ar Columbus			4.37 TU	5.49 TU
Ar Fremont			5.32 TU	6.49 TU
Ar Omaha	2.40 TU	3.50 TU	6.30 TU	7.50 TU
Lv Omaha C. & N. W.	2.50 TU	4.30 TU	8.30 TU	8.30 TU
Ar Chicago (C.S.T.)	10.45 TU	2.00 TU	7.30 TU	8.15 TU
Lv Chicago (CT) Penn. RR			6.30 TU	
Ar N. Phila., Pa. (E.S.T.)			10.23 WE	
Ar New York (E.S.T.)			12.05 WE	
Lv Chicago (CST) N.Y.C.			6.30 TU	
Ar New York (E.S.T.)			12.45 WE	
Lv Omaha C. & N. W.			9.00 TU	10.25 TU
Ar Sioux City			12.01 TU	1.05 WE
Ar St. Paul			7.40 TU	7.45 WE
Ar Minneapolis (C.S.T.)			8.15 TU	8.20 WE

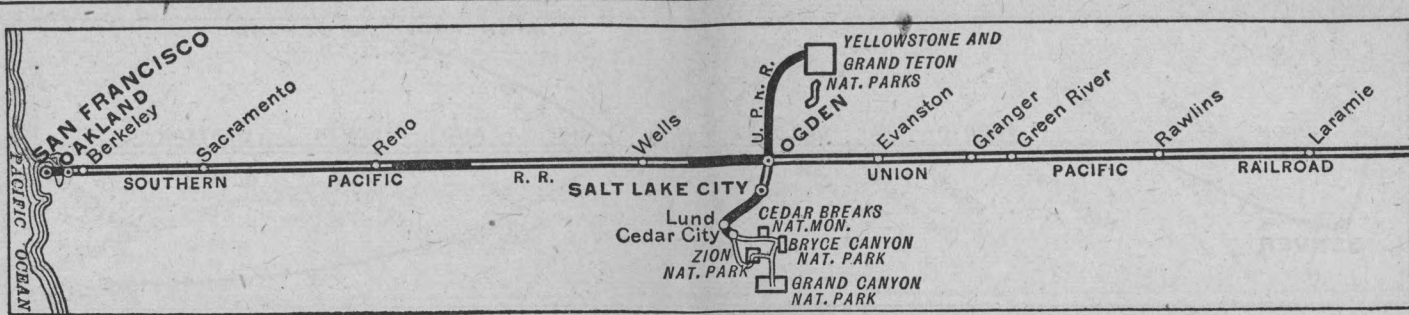
Equipment for Page 7
 ★ NO. 104—Streamliner CITY OF LOS ANGELES—Daily—Extra Fare
 Cars to Chicago run via C. & N. W. east of Omaha.
 Stewardess Service
 Club Lounge Car @.....Los Angeles to Chicago—(Barber, valet, bath, radio).
 Standard Sleeping Cars...Los Angeles to Chicago—Drawing-rooms, Compts., Bedrooms, Roomettes, Sections (5 cars).
 Reclining Seat Coaches...Los Angeles to Chicago—(all seats reserved).
 Coach Lounge Car.....Los Angeles to Chicago.
 Dining Car.....A la carte and club or table d'hote service.

★ NO. 2—LOS ANGELES LIMITED—DAILY—No Extra Fare
 Cars to Chicago and St. Paul-Minneapolis run via C. & N. W. east of Omaha.
 Club Lounge Car @.....Los Angeles to Chicago—(Barber, valet, radio).
 Standard Sleeping Cars...Los Angeles to Chicago—2 Drawing-rooms, 4 Compartments, 4 Double Bedrooms. Los Angeles to Chicago—6 Sec., 6 Rmte., 4 Dbl. Bdrm. Los Angeles to Chicago—12 Sections, D. R. Cedar City to Chicago—10 Sections, D. R., Compts. (Nos. 302-4 to Salt Lake City; C. & N. W. 86 Omaha to Chicago; summer season—first car June 10).
 Los Angeles to New York—6 Sections, 6 Double Bedrooms (N.Y.C. No. 22 east of Chicago).
 Los Angeles to New York—6 Sections, 6 Double Bedrooms (P.R.R. No. 2 east of Chicago).
 Los Angeles to St. Paul-Minneapolis—6 Sections, 6 Rmtes., 4 Dbl. Bdrms. (204-9-204 east of Omaha).
 Reserved Seat Coaches...Los Angeles to Chicago (2 cars—reclining seats).
 Dining Car.....A la carte and club or table d'hote service.

★ NO. 4—UTAHN—DAILY
 Club Lounge Car Service @.....Los Angeles to Cheyenne.
 Standard Sleeping Cars...Los Angeles to Cheyenne—6 Sections, 6 Roomettes, 4 Double Bedrooms (No. 10 to St. Louis).
 Los Angeles to Omaha—12 Sections, Drawing-room (occupancy until 7:30 a.m.).
 Los Angeles to Cedar City—10 Sec., D. R., Compts. (No. 301 Milford to Cedar City; summer season—first car June 9).
 Cedar City to Chicago—10 Sections, D.R. Compts. (No. 302 to Milford—No. 2 Salt Lake City to Omaha; C. & N. W. 86 to Chicago; summer season—first car June 10).
 Reclining Seat Coaches...Cedar City to Salt Lake City (No. 302 to Milford; summer season—first car June 10).
 Los Angeles to Omaha (not reserved).
 Los Angeles to Cheyenne (No. 10 to St. Louis—all seats reserved).
 Dining Car.....Los Angeles to North Platte—A la carte and club or table d'hote service.

★ NO. 38-22—PONY EXPRESS—PACIFIC—DAILY
 38 to Salt Lake City; 22 to Chicago. Cars to Chicago run via C. & N. W. east of Omaha.
 Club Lounge Car Service @.....Los Angeles to Chicago.
 Standard Sleeping Cars...Los Angeles to Chicago—10 Sec., 3 Dbl. Bedrooms. Los Angeles to Butte—10 Sec., 1 D.R., 2 Compts. (No. 29 north of Salt Lake City).
 Los Angeles to Las Vegas—8 Sec., D.R., 3 Dbl. Bdrms. Los Angeles to St. Paul-Minneapolis—12 Sections, D.R. (202-1-202 east of Omaha).
 Reclining Seat Coaches...Los Angeles to Ogden (for Kansas City).
 Los Angeles to Chicago.
 Dining Car.....A la carte and club or table d'hote service.

Footnotes for Page 7
 ⊕ Club and lounge cars are for the exclusive use of standard sleeping car passengers. The City of Los Angeles has a lounge car for coach passengers.
 ⊞ Conditional stop; see Tables 1 or 3. (f) Stops only on signal.
 ♦ Motor bus connections with main line trains at East Los Angeles.
 ● Extra fare train; see tables 1 and 2. ★ Regularly assigned through cars air-conditioned.
 ▲ Motor bus between Lund and Cedar City. □ Runs via Borie; not via Cheyenne.
 ⊙ No. 2 and No. 104 do not operate into Ogden Union Station.
 (E.S.T.) Eastern standard time. (C.S.T.) Central standard time.
 (M.S.T.) Mountain standard time. (P.S.T.) Pacific standard time.
 Time from 12.01 midnight to 12.00 noon shown in light face type.
 Time from 12.01 noon to 12.00 midnight shown in heavy face type.



NEW YORK, CHICAGO and ST. LOUIS to SAN FRANCISCO via Omaha

Table B Condensed Schedules All Trains Daily	Streamliner City of San Francisco 101 Daily Example	San Francisco Overland 27 Daily Example	Gold Coast 23 Daily Example
Lv New York (E.S.T.) N.Y.C. Ar Chicago (C.S.T.)		11.00 SAT 3.00 SUN	
Lv New York (EST) Penn.R.R. Lv N. Phila., Pa. (E.S.T.) Ar Chicago (C.S.T.)		11.40 SAT 1.09 SUN 3.40 SUN	
C. & N. W.			
Lv Chicago (C.S.T.)	7.30 SUN	8.00 SUN	8.10 SUN
Lv Clinton		10.25 "	11.15 SUN
Lv Cedar Rapids	10.55 SUN	11.46 SUN	12.55 MON
Ar Council Bluffs		5.10 MON	7.30 "
Ar Omaha	3.15 MON	5.30 MON	8.00 MON
C. & N. W.		203-2-203	201-2-201
Lv Minneapolis		9.30 SUN	9.15 SUN
Lv St. Paul		10.10 "	9.55 SUN
Lv Sioux City		6.05 "	5.00 MON
Ar Omaha		8.35 SUN	7.45 MON
Lv St. Louis (Wab.)			7.15 SUN
Ar Omaha			8.10 MON
Union Pacific			
Lv Omaha (C.S.T.)	3.25 MON	5.45 MON	8.30 MON
" Fremont			9.15 "
" Columbus			10.03 "
" Grand Island	5.25 "	8.25 "	11.25 "
" Kearney			12.11 "
Ar North Platte (C.S.T.)	7.10 "	10.40 "	2.00 "
Lv North Platte (M.S.T.)	6.11 "	9.50 "	1.10 "
" Sidney	7.55 "	12.10 "	3.50 "
Ar Cheyenne	9.40 "	2.20 "	6.15 "
Lv Cheyenne	9.50 "	2.30 "	6.25 "
" Laramie	11.10 "	4.00 "	8.00 "
" Rawlins	1.00 "	6.15 "	10.50 MON
" Rock Springs			1.25 TUE
Ar Green River	3.10 "	9.00 "	1.50 "
Lv Green River	3.20 "	9.10 "	2.10 "
" Evanston	5.01 "	11.17 MON	4.25 "
Ar Ogden (M.S.T.)	6.35 MON	1.03 TUE	6.15 TUE
Lv Salt Lake City (M.S.T.)	5.00 MON	11.30 MON	5.30 TUE
Southern Pacific			
Lv Ogden (M.S.T.)	6.45 MON	1.18 TUE	10.15 TUE
" Reno (P.S.T.)	2.27 TUE	11.11 "	10.50 TUE
" Truckee		12.09 "	12.01 WED
Ar Sacramento	6.55 "	4.10 "	5.05 "
Lv Sacramento	7.00 "	4.15 "	5.25 "
Ar Berkeley	8.28 "	6.01 "	7.46 "
" Oakland (16th St.)	8.38 "	6.12 "	7.58 "
" Oakland Pier	8.45 "	6.20 "	8.05 "
Ar San Francisco (P.S.T.)	9.15 TUE	6.50 TUE	8.50 WED

Equipment for Page 8

★ **NO. 101—Streamliner CITY OF SAN FRANCISCO—Daily—Extra Fare**
Cars from Chicago run via C. & N. W. to Omaha; U. P. to Ogden; S. P. to San Francisco.
Stewardess Service—Chicago to Ogden
Club Car @..... Chicago to San Francisco (Valet, radio).
Standard Sleeping Cars..... Chicago to San Francisco—Drawing-rooms, Compts., Bedrooms, Roomettes, Sections (7 cars).
Reclining Seat Coaches..... Chicago to San Francisco—(all seats reserved).
Coffee Shop Dining Car... A la carte and club or table d'hote service.
Main Dining Car..... A la carte and club or table d'hote service.

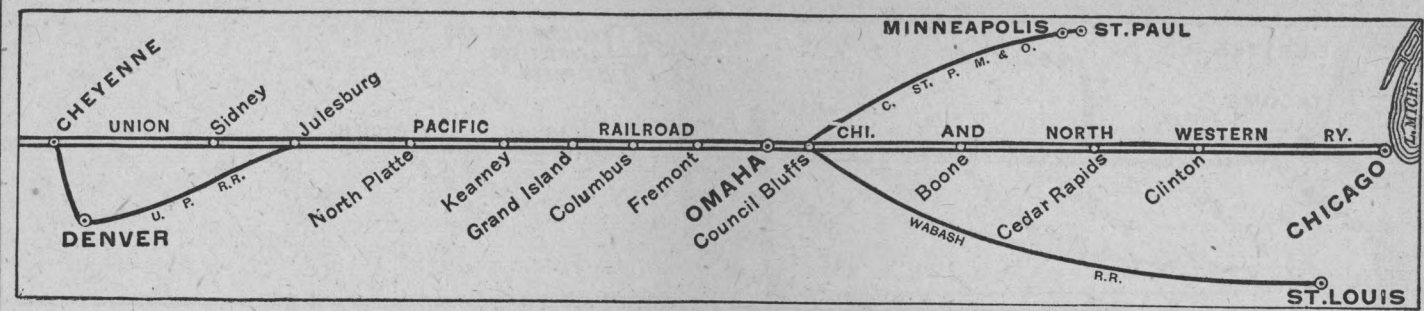
★ **NO. 27—SAN FRANCISCO OVERLAND—DAILY**
Pullmans and reserved seat coaches, no extra fare, Chicago to San Francisco.
Cars from Chicago run via C. & N. W. to Omaha; U. P. to Ogden; S. P. to San Francisco.
Club Lounge Car @..... Chicago to San Francisco (Barber, valet, radio).
Standard Sleeping Cars..... New York to San Francisco—10 Sections, Drawing room, Compartments (P.R.R. No. 79 to Chicago).
New York to San Francisco—8 Sec., D.R., Compts. (N.Y.C. No. 59 to Chicago).
Chicago to San Francisco—2 Drawing-rooms, 4 Compartments, 4 Double Bedrooms.
Chicago to San Francisco—6 Sections, 6 Roomettes, 4 Double Bedrooms.
Salt Lake City to San Francisco—10 Sections, D.R., Compts. (No. 33 to Ogden).
Reclining Seat Coaches.... Chicago and Omaha to San Francisco (3 cars—48 seats each—all reserved).
Dining Car..... A la carte and club or table d'hote service.

★ **NO. 23—GOLD COAST—DAILY**
Cars from Chicago run via C. & N. W. to Omaha; U. P. to Ogden; S. P. to San Francisco.
Lounge Car @..... Chicago to San Francisco.
Standard Sleeping Cars.... Chicago to San Francisco—12 Sections, D.R. (3 cars).
St. Louis via Omaha to San Francisco—12 Sections D. R. (Wab. 11 to Omaha).
Ogden to San Francisco—12 Sections, D.R.
Ogden to San Francisco—12 Sections, D.R. (from Denver).
Reclining Seat Coaches.... Chicago to San Francisco.
Dining Car..... A la carte and club or table d'hote service.

Footnotes for Page 8

- ⊗ Club and lounge cars are for the exclusive use of standard sleeping car passengers.
- ☐ Conditional stop; see Table 1. (f) Stops only on signal.
- Extra fare train; see tables 1 and 2.
- ☐ Runs via Borie Cut-off; not via Cheyenne.
- ▲ Via Overland Greyhound Bus.

- ★ Regularly assigned through cars air-conditioned.
- (E.S.T.) Eastern standard time. (C.S.T.) Central standard time.
- (M.S.T.) Mountain standard time. (P.S.T.) Pacific standard time.
- Time from 12:01 midnight to 12:00 noon shown in light face type.
- Time from 12.01 noon to 12.00 midnight shown in heavy face type.



SAN FRANCISCO to CHICAGO, ST. LOUIS, and NEW YORK via Omaha

Table B Condensed Schedules All Trains Daily	Streamliner City of San Francisco 102 Daily Example	San Francisco Overland 28 Daily Example	Gold Coast 24 Daily Example
Southern Pacific			
Lv San Francisco (P.S.T.)	5.00 SUN	11.00 SUN	7.00 SUN
" Oakland Pier	5.30 "	11.30 "	7.35 "
" Oakland (16th St.)	5.37 "	11.38 "	7.44 "
" Berkeley	5.45 "	11.47 "	7.54 "
Ar Sacramento	7.13 "	1.35 "	10.20 "
Lv Sacramento	7.18 "	1.40 "	10.40 SUN
" Truckee		5.40 "	f 3.30 MON
" Reno (P.S.T.)	11.52 SUN	6.40 SUN	4.45 "
Ar Ogden (M.S.T.)	9.40 MON	6.25 MON	6.00 MON
Union Pacific			
Ar Salt Lake City (M.S.T.)		8.15 MON	10.25 MON
Lv Ogden (M.S.T.)	9.55 MON	6.45 MON	7.45 MON
Ar Evanston	11.23 "	8.32 "	9.55 MON
Lv Green River	1.05 "	10.30 "	12.15 TUE
Lv Cedar River	1.10 "	10.40 "	12.40 "
" Rock Springs			1.00 "
" Rawlins	3.25 "	1.25 "	3.40 "
" Laramie	5.20 "	3.45 "	6.30 "
Ar Cheyenne	6.30 "	5.05 "	8.05 "
Lv Cheyenne	6.40 "	5.20 "	8.20 "
" Sidney	8.00 "	7.05 "	10.15 "
Ar North Platte (M.S.T.)	9.45 "	8.55 "	12.25 "
Lv North Platte (C.S.T.)	10.48 MON	10.05 "	1.35 "
" Kearney			3.35 "
" Grand Island	12.40 TUE	12.20 TUE	4.40 "
" Columbus			5.49 "
" Fremont			6.49 "
Ar Omaha	2.50 TUE	3.10 TUE	7.50 TUE
C. & N. W.			
Lv Omaha	3.00 TUE	3.40 TUE	8.30 TUE
Ar Council Bluffs		3.55 "	8.45 TUE
Ar Cedar Rapids	7.05 "	8.38 "	2.35 WED
Ar Clinton	8.25 "	10.05 "	4.35 "
Ar Chicago (C.S.T.)	10.45 TUE	1.00 TUE	8.15 WED
Lv Omaha (Wab.)			8.20 TUE
Ar St. Louis			7.55 WED
C. & N. W.		(204-9-204)	(202-1-202)
Lv Omaha		9.00 TUE	10.25 TUE
Ar Sioux City		12.01 "	1.05 WED
Ar St. Paul		7.40 "	7.45 "
Ar Minneapolis (C.S.T.)		8.15 TUE	8.20 WED
Lv Chicago (C.S.T.) N.Y.C.		6.30 TUE	
Ar New York (E.S.T.)		12.45 WED	
Lv Chicago (C.S.T.) Penn.R.R.		5.15 TUE	
Ar N. Phila., Pa. (E.S.T.)		10.13 WED	
Ar New York (E.S.T.)		11.45 WED	

Equipment for Page 9

★ **NO. 102—Streamliner CITY OF SAN FRANCISCO—Daily—Extra Fare**
Runs via S. P. to Ogden, and via C. & N. W. east of Omaha.
Stewardess Service—Ogden to Chicago
Club Car @..... San Francisco to Chicago—(Valet, radio).
Standard Sleeping Cars.... San Francisco to Chicago—Drawing rooms, Compt., Bedrooms, Roomettes, Sections (7 cars).
Reclining Seat Coaches.... San Francisco to Chicago—(all seats reserved).
Coffee Shop Dining Car... A la carte and club or table d'hote service.
Main Dining Car..... A la carte and club or table d'hote service.

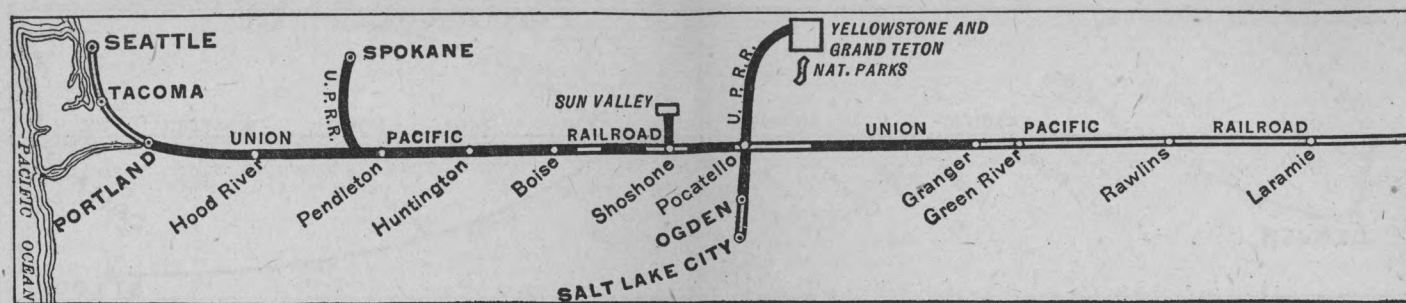
★ **NO. 28—SAN FRANCISCO OVERLAND—DAILY**
Pullman and reserved seat coaches, no extra fare, San Francisco to Chicago.
Runs via S. P. to Ogden, and via C. & N. W. east of Omaha.
Club Lounge Car @..... San Francisco to Chicago (Barber, valet, radio).
Standard Sleeping Cars.... San Francisco to New York—10 Sections, Drawing room, Compartments (P.R.R. No. 42 east of Chicago).
San Francisco to New York—8 Sections, D. R., Compartments (N.Y.C. No. 22 east of Chicago).
San Francisco to Chicago—2 Drawing-rooms, 4 Compartments, 4 Double Bedrooms.
San Francisco to Chicago—6 Sections, 6 Roomettes, 4 Double Bedrooms.
San Francisco to St. Louis—6 Sections, 6 Roomettes, 4 Double Bedrooms (U.P.-Wab. 10 east of Cheyenne).
San Francisco to Salt Lake City—10 Sections, D. R., Compts. (No. 23 south of Ogden).
West Yellowstone to Chicago—10 Sections, D. R., Compts. (Nos. 36-12 to Green River; summer season—first car June 20).
Reclining Seat Coaches.... San Francisco to Omaha and Chicago (3 cars—48 seats each—all reserved).
Dining Car..... A la carte and club or table d'hote service.

★ **NO. 24—GOLD COAST—DAILY**
Runs via S. P. to Ogden, and via C. & N. W. east of Omaha.
Lounge Car @..... San Francisco to Chicago.
Standard Sleeping Cars.... San Francisco to Chicago—12 Sections, D.R. (3 cars).
San Francisco to St. Louis via Omaha—12 Sections, D. R. (Wab. 14 east of Omaha).
San Francisco to Ogden—12 Sections, D.R.
San Francisco to Ogden—12 Sections, D. R. (for Denver).
Reclining Seat Coaches.... San Francisco to Chicago.
Dining Car..... A la carte and club or table d'hote service.

Footnotes for Page 9

- ⊗ Club and lounge cars are for the exclusive use of standard sleeping car passengers.
- ☐ Conditional stop; see Table 2.
- ☐ Runs via Borie cut-off; not via Cheyenne.
- Extra fare train; see tables 1 and 2.
- (f) Stops only on signal.

- ★ Regularly assigned through cars air-conditioned.
- (E.S.T.) Eastern standard time. (C.S.T.) Central standard time.
- (M.S.T.) Mountain standard time. (P.S.T.) Pacific standard time.
- Time from 12:01 midnight to 12:00 noon shown in light face type.
- Time from 12.01 noon to 12.00 midnight shown in heavy face type.



CHICAGO to PORTLAND and SEATTLE via Omaha

Table C Condensed Schedules All Trains Daily	Streamliner City of Portland 105 Daily Example	Los Angeles Limited- Idahoan 1-3-11 Daily Example	Pacific- Portland Rose 21-17 Daily Example
C. & N. W.			
Lv Chicago (C.S.T.)	6.30 SUN	12.01 SUN	8.10 SUN
Ar Omaha	2.40 MON	9.00 SUN	8.00 MON
Union Pacific			
Lv Omaha	2.50 MON	9.25 SUN	8.30 MON
" Fremont	3.00 " "	9.35 " "	8.40 " "
" Columbus	3.10 " "	9.45 " "	8.50 " "
" Grand Island	3.20 " "	9.55 " "	9.00 " "
" Kearney	3.30 " "	10.05 " "	9.10 " "
Ar North Platte (C.S.T.)	6.37 " "	12.05 MON	11.25 " "
Lv North Platte (M.S.T.)	6.37 " "	2.20 " "	12.11 " "
" Sidney	6.40 " "	2.30 " "	1.10 " "
" La Grande	6.50 " "	2.40 " "	1.20 " "
Ar Cheyenne	9.10 " "	6.00 " "	6.15 " "
Lv Cheyenne	9.20 " "	6.10 " "	6.25 " "
" Laramie	9.30 " "	10.25 " "	6.35 " "
" Rawlins	10.40 " "	11.59 " "	8.00 " "
" Rock Springs	12.25 " "	2.20 " "	10.50 MON
" Green River	2.50 " "	4.38 " "	1.25 TUE
" Kemmerer	f 3.58 " "	5.40 " "	3.15 " "
" Montpelier	5.15 " "	7.04 " "	5.00 " "
Ar Poccatello	7.00 MON	8.45 " "	7.10 " "
Ar West Yellowstone		10.55 MON	9.45 TUE
Lv West Yellowstone	(Summer Season Only)	7.30 TUE	(Summer Season Only)
Lv Poccatello	7.10 MON	11.20 MON	10.15 TUE
" Minidoka	7.20 " "	11.30 " "	11.25 " "
Ar Shoshone	8.48 MON	1.15 TUE	12.15 TUE
Lv Shoshone	8.58 MON	1.50 TUE	12.25 TUE
Ar Sun Valley (Ketchum)	10.58 MON	3.50 TUE	2.25 TUE
Lv Sun Valley (Ketchum)	6.30 MON	11.10 MON	10.10 TUE
Ar Shoshone	8.30 MON	1.10 TUE	12.10 TUE
Lv Shoshone	8.48 MON	1.15 TUE	12.15 TUE
" Glens Ferry	9.40 " "	2.30 " "	1.45 " "
" Boise	10.55 " "	4.15 " "	3.30 " "
" Nampa	11.17 " "	5.05 " "	4.10 " "
" Ontario	12.45 " "	6.00 " "	5.13 " "
Ar Huntington (M.S.T.)	12.45 TUE	7.00 " "	6.15 " "
Lv Huntington (P.S.T.)	11.45 MON	6.10 " "	5.25 " "
" Baker	12.53 TUE	7.35 " "	7.00 " "
" La Grande	2.10 " "	8.55 " "	8.35 TUE
" Pendleton	4.25 " "	11.25 " "	12.01 WED
" Arlington	6.40 " "	12.55 " "	2.20 " "
" The Dalles	f 7.08 " "	2.00 " "	3.40 " "
" Hood River	8.30 TUE	2.35 " "	4.20 " "
Ar Portland	9.00 TUE	4.15 TUE	4.15 WED
Lv Portland	9.00 TUE	4.30 TUE	9.00 WED
Ar Tacoma	12.57 TUE	8.50 TUE	12.57 WED
Ar Seattle (P.S.T.)	2.15 TUE	9.00 TUE	2.15 WED

Equipment for Page 10

★ NO. 105—Streamliner CITY OF PORTLAND—DAILY—No Extra Fare
Cars from Chicago run via C. & N. W. to Omaha; thence U. P.
Stewardess Service

Club Lounge Car @ Chicago to Portland (Barber, valet, bath, radio).
Standard Sleeping Cars... Chicago to Portland—2 Drawing Rooms, 4 Compartments, 4 Double Bedrooms.
Chicago to Portland—6 Sections, 6 Roomettes, 4 Double Bedrooms (3 cars).

Reclining Seat Coaches... Chicago to Portland—All seats reserved.
Coach Lounge Car... Chicago to Portland.
Coffee Shop Dining Car... A la carte and club or table d'hote service.
Main Dining Car... A la carte and club or table d'hote service.

★ NO. 1-3-11—LOS ANGELES LIMITED—IDAHOAN—DAILY
C. & N. W. 1 to Omaha; U. P. 1 to Cheyenne;
No. 3 to Green River; No. 11 to Portland.

Club Lounge Car Service @ Chicago to Portland.
Standard Sleeping Cars... Chicago to Cheyenne—Drawing-rooms, Compartments, Bedrooms, Roomettes, Sections (for Los Angeles).

Chicago to West Yellowstone—10 Sections, D. R., Compts. (C & N.W. 85 to Omaha; No. 3 Omaha to Cheyenne; No. 35 beyond Poccatello; summer season—first car June 18).
Cheyenne to Portland—10 Sections, D. R., Compt. (No. 9 from St. Louis).

Poccatello to Portland—12 Sections, D.R. (No. 31 from Salt Lake City).
Poccatello to Boise—10 Sections, D. R., Compt. (No. 31 from Salt Lake City).

Reclining Seat Coaches... Chicago to Cheyenne (No. 1 to Los Angeles—96 seats—all reserved).
Cheyenne to Portland (No. 9 from St. Louis—48 seats—all reserved).

Green River to Portland—(not reserved).
Poccatello to Portland—(No. 31 from Salt Lake City—48 seats—not reserved).

Dining Car... A la carte and club or table d'hote service.

★ NO. 21-17—PACIFIC—PORTLAND ROSE—DAILY

No. 21 to Green River; No. 17 to Portland.
Cars from Chicago run via C. & N. W. to Omaha; thence U. P.

Club Lounge Car Service @ Chicago to Portland.
Standard Sleeping Cars... Omaha to Portland—12 Sections, D. R.
Poccatello to Spokane—12 Sections, D. R. (No. 33 from Salt Lake City; No. 62-20 north of Pendleton).

Denver to Portland—10 Sections, 3 Double Bedrooms (No. 17 through to Portland).
Denver to Portland—10 Sec. 2 D.R. (Summer season—first car June 5). (No. 17 through to Portland).

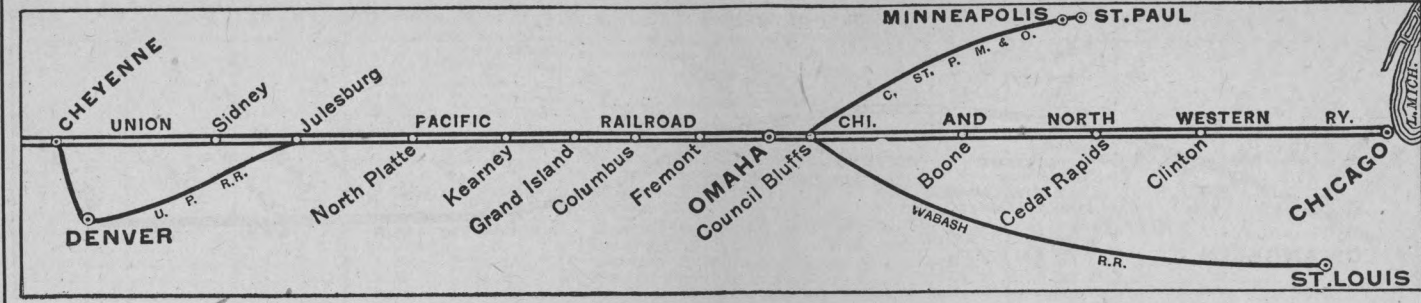
Green River to Seattle—12 Sections, D. R. (No. 37-17 from Kansas City via Denver; No. 457 beyond Portland).
Reclining Seat Coaches... Chicago to Portland.

Green River to Portland (No. 37-17 from Kansas City via Denver).
Denver to Spokane (No. 17 to Pendleton; No. 62-20 north of Pendleton).
Dining Car... A la carte and club or table d'hote service.

Footnotes for Page 10

- ⊗ Club and lounge cars are for the exclusive use of standard sleeping car passengers. The City of Portland has a lounge car for coach passengers.
- ☐ Conditional stop; see Table 1 or 20. ☐ Runs via Borie Cut-off; not via Cheyenne.
- ★ Regularly assigned through cars air-conditioned. (f) Stops only on signal.
- ♦ Motor Bus. This service is provided passengers arriving or departing Shoshone and holding through rail tickets to and from Ketchum and room reservations at Sun Valley.

- West Yellowstone, Montana, is gateway to Yellowstone National Park. Summer Season is from June 20 to September 11.
- ▲ Daily train No. 459. # Daily train No. 457.
- (C.S.T.) Central Standard time. (M.S.T.) Mountain Standard time. (P.S.T.) Pacific Standard time.
- Time from 12.01 midnight to 12.00 noon shown in light face type.
- Time from 12.01 noon to 12.00 midnight shown in heavy face type.



SEATTLE and PORTLAND to CHICAGO via Omaha

Table C Condensed Schedules All Trains Daily	Streamliner City of Portland 106 Daily Example	Idahoan- Utahn 12-4 Daily Example	Portland Rose- Pacific 18-22 Daily Example
Union Pacific			
Lv Seattle (P.S.T.)	\$12.25 SUN	\$11.30 SAT	\$4.30 SUN
" Tacoma	\$1.19 " "	\$1.00 SUN	\$5.40 " "
Ar Portland	\$4.35 SUN	\$6.45 SUN	\$9.15 SUN
Portland			
Lv Portland	5.30 SUN	8.30 SUN	10.00 SUN
" Hood River	f 6.48 " "	10.00 " "	11.28 SUN
" The Dalles	7.17 " "	10.35 " "	12.05 MON
" Arlington	9.30 " "	11.34 " "	1.09 " "
" Pendleton	9.30 " "	1.35 " "	3.25 " "
" La Grande	11.45 SUN	4.05 " "	5.55 " "
" Baker	f12.53 MON	5.13 " "	7.00 " "
Ar Huntington (P.S.T.)	2.05 " "	6.35 " "	8.25 " "
Lv Huntington (M.S.T.)	3.05 " "	7.45 " "	9.35 " "
" Ontario	4.35 " "	8.40 " "	10.30 " "
" Nampa	5.00 " "	9.45 " "	11.40 " "
" Boise	6.10 " "	10.20 SUN	12.10 " "
" Glens Ferry	7.05 MON	12.30 MON	1.55 " "
Ar Shoshone	7.15 MON	1.40 MON	3.05 MON
Lv Shoshone	9.15 MON	3.50 MON	5.15 MON
Ar Sun Valley (Ketchum)	5.00 MON	11.10 SUN	1.00 MON
Lv Sun Valley (Ketchum)	7.00 MON	1.10 MON	3.00 MON
Lv Shoshone	7.05 MON	1.40 MON	3.05 MON
" Minidoka	8.45 MON	2.40 " "	4.05 " "
Ar Poccatello	8.45 MON	3.55 MON	5.15 MON
Ar West Yellowstone	Summer	Season Only	7.30 TUE
Lv West Yellowstone	7.30 SUN	Summer Season Only	
Lv Poccatello	8.55 MON	4.25 MON	5.35 MON
" Montpelier	10.45 " "	6.55 " "	8.15 " "
" Kemmerer	f12.03 " "	8.40 " "	9.52 MON
" Green River	1.25 " "	10.55 " "	12.40 TUE
" Rock Springs	3.40 " "	11.14 " "	1.00 " "
" Rawlins	5.30 " "	1.35 " "	3.40 " "
" Laramie	6.40 " "	3.55 " "	6.30 " "
Ar Cheyenne	8.10 " "	5.15 " "	8.05 " "
Lv Cheyenne	6.50 " "	5.45 " "	8.20 " "
" Sidney	8.10 " "	8.35 " "	10.15 " "
Ar North Platte (M.S.T.)	9.55 " "	11.05 MON	12.25 " "
Lv North Platte (C.S.T.)	10.58 MON	12.20 TUE	1.35 " "
" Kearney	12.50 TUE	2.20 " "	3.35 " "
" Grand Island	12.50 TUE	3.20 " "	4.40 " "
" Columbus	3.05 TUE	4.37 " "	5.49 " "
" Fremont	3.05 TUE	5.32 " "	6.49 " "
Ar Omaha	3.05 TUE	6.30 TUE	7.50 TUE
C. & N. W.			
Lv Omaha	3.15 TUE	8.30 TUE	8.30 TUE
Ar Chicago (C.S.T.)	11.30 TUE	7.30 TUE	8.15 WED

Equipment for Page 11

★ NO. 106—Streamliner CITY OF PORTLAND—Daily—No Extra Fare
Cars to Chicago run via C. & N. W. east of Omaha.
Arrive Chicago via C. & N. W. Ry.
Stewardess Service

Club Lounge Car @ Portland to Chicago (Barber, valet, bath, radio).
Standard Sleeping Cars... Portland to Chicago—2 Drawing Rooms, 4 Compartments, 4 Double Bedrooms.
Portland to Chicago—6 Sections, 6 Roomettes, 4 Double Bedrooms (3 cars).

Reclining Seat Coaches... Portland to Chicago—All seats reserved.
Coach Lounge Car... Portland to Chicago.
Coffee Shop Dining Car... A la carte and club or table d'hote service.
Main Dining Car... A la carte and club or table d'hote service.

★ NO. 12-4—IDAHOAN—UTAHN—DAILY
No. 12 to Green River; No. 4 to Omaha.

Club Lounge Car Service @ Portland to Cheyenne.
Standard Sleeping Cars... Portland to Cheyenne—10 Sections, D. R., Compt. (U.P.-Wab. 10 to St. Louis).

Portland to Salt Lake City—12 Sections, D. R. (No. 32 south of Poccatello).
Green River to Omaha—12 Sections, Drawing-room (No. 4 from Los Angeles—occupancy until 7:30 a.m.).
West Yellowstone to Chicago—10 Sections, D. R., Compts. (No. 36 to Poccatello; No. 28 east of Green River; summer season—first car June 20).

Boise to Salt Lake City—10 Sections, D. R., Compt. (No. 32 south of Poccatello).
Reclining Seat Coaches... Portland to Cheyenne (U.P.-Wab. 10 to St. Louis—48 seats—all reserved).

Portland to Green River (not reserved).
Green River to Omaha (No. 4 from Los Angeles—not reserved).
Cheyenne to Omaha (not reserved).

Portland to Salt Lake City (No. 32 south of Poccatello—48 seats—not reserved).
Dining Car... A la carte and club or table d'hote service.

★ NO. 18-22—PORTLAND ROSE—PACIFIC—DAILY

No. 18 to Green River; No. 22 to Chicago.
Cars to Chicago run via C. & N. W. east of Omaha.

Club Lounge Car Service @ Portland to Chicago.
Standard Sleeping Cars... Portland to Omaha—12 Sections, D. R.

Pendleton to Salt Lake City—12 Sections, D. R. (No. 19-61 from Spokane; No. 84 south of Poccatello).
Portland to Denver—10 Sections, 3 Double Bedrooms (No. 18 through to Denver).

Portland to Denver—10 Sections, 2 Drawing rooms (summer season—first car June 5).
Seattle to Denver—12 Sections, D. R. (No. 458 to Portland—No. 18-38 through to Kansas City).

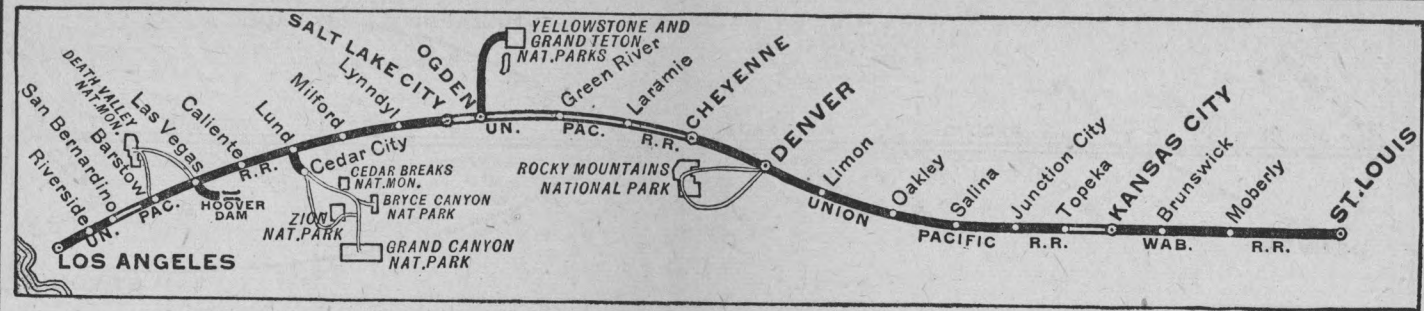
Reclining Seat Coaches... Portland to Chicago.
Portland to Denver (No. 18-38 through to Kansas City).
Pendleton to Denver (No. 19-61 from Spokane; No. 18 through to Denver).

Dining Car... A la carte and club or table d'hote service.

Footnotes for Page 11

- ⊗ Club and lounge cars are for the exclusive use of standard sleeping car passengers. The City of Portland has a lounge car for coach passengers.
- ♦ Motor bus. This service is provided passengers arriving or departing Shoshone and holding through rail tickets to and from Ketchum and room reservations at Sun Valley.
- West Yellowstone, Montana, is gateway to Yellowstone National Park. Summer Season is from June 20 to September 11.

- ☐ Conditional stop; see Table 2 or 20. (f) Stops only on signal.
- ★ Regularly assigned through cars air-conditioned. (M.S.T.) Mountain Standard time. (P.S.T.) Pacific Standard time.
- Time from 12.01 midnight to 12.00 noon shown in light face type.
- Time from 12.01 noon to 12.00 midnight shown in heavy face type.



ST. LOUIS—KANSAS CITY—LOS ANGELES via Denver

Pony Express 37 Example		Streamliner City of St. Louis-Utah 9-3 Example		Table No. D Condensed Schedules All Trains Daily		Utahn-Streamliner City of St. Louis-4-10 Example		Pony Express 38 Example	
4.00	SU	4.00	SU	Ar St. Louis (Wab.) (C.T.)	Ar	1.00	TU	7.30	WE
9.00	SU	9.00	SU	Ar Kansas City	Ar	8.00	TU	11.55	TU
11.30	SU	9.20	SU	Lv Kan. City (Un. Pac.)	Ar	7.45	TU	11.30	TU
12.30	MO	10.28	SU	Lv Lawrence	Lv	6.30	"	10.33	"
1.15	"	"	"	Lv Topeka	"	6.30	"	10.05	"
2.25	"	11.17	"	Lv Manhattan	"	5.40	"	8.50	"
3.20	"	11.45	SU	Lv Junction City	"	5.15	"	8.20	"
5.05	"	12.35	MO	Lv Salina	"	4.20	"	7.00	"
7.50	"	2.45	Ar	Lv Ellis (C.S.T.)	Lv	2.20	"	4.35	"
7.20	"	1.50	Lv	Lv Ellis (M.S.T.)	Ar	1.15	"	3.20	"
9.10	"	3.02	Lv	Lv Oakley	Lv	12.06	TU	1.53	"
3.30	"	7.25	Ar	Lv Denver	Ar	8.00	MO	8.50	"
5.30	"	7.45	Ar	Lv Denver	Ar	7.45	"	7.45	TU
6.17	MO	10.00	Ar	Lv La Salle	Lv	Runs Via			
Via Borte		10.00	Ar	Lv Cheyenne	Lv	5.40	"	Borie	
Cut-Off		10.25	Lv	Lv Cheyenne	Ar	5.15	"	Cut-Off	
9.10	MO	11.59	Lv	Lv Laramie	Lv	3.55	"	4.10	TU
11.45	TU	2.20	"	Lv Rawlins	"	1.35	"	1.55	TU
2.45	TU	5.25	"	Lv Green River	"	10.55	"	11.15	MO
4.50	"	7.25	Ar	Lv Evanston	"	8.40	"	9.02	"
6.35	"	9.15	Ar	Lv Ogden	Lv	6.50	"	7.15	"
6.55	"	9.45	Lv	Lv Ogden	Ar	6.20	"	6.35	"
7.45	"	10.35	Ar	Lv Salt Lake City	Ar	5.30	"	5.35	"
9.40	"	10.55	MO	Lv Salt Lake City	Ar	5.10	"	5.00	"
3.10	"	2.55	TU	Lv Milford	Lv	1.25	"	12.30	"
4.05	TU	3.35	Ar	Lv Lund (M.S.T.)	Lv	1233	SU	1140	MO
4.50	TU	4.45	TU	Ar Cedar City	Lv	1115	SU	1025	MO
4.50	TU	1115	MO	Lv Cedar City	Ar	4.45	MO	1245	MO
4.05	TU	3.35	Lv	Lv Lund (M.S.T.)	Ar	12.33	SU	1140	MO
5.25	"	4.40	Lv	Lv Calliente (P.S.T.)	Lv	9.35	"	8.35	"
9.15	TU	7.50	"	Lv Las Vegas	"	6.50	"	5.25	"
2.00	WE	11.25	"	Lv Barstow	"	2.53	"	12.01	MO
4.20	"	1.25	Ar	Lv San Bernardino	"	12.50	"	9.50	MO
5.00	"	1.55	Ar	Lv Riverside	"	11.25	"	7.55	"
6.30	"	2.55	Ar	Lv East Los Angeles	"	11.25	"	7.55	"
7.00	WE	3.20	Ar	Lv Los Angeles (P.S.T.)	Lv	11.00	SU	7.30	SU
6.55	WE	3.20	Ar	Lv Alhambra	Lv	10.40	SU	7.10	SU
7.10	"	3.35	Ar	Lv Pasadena	Lv	10.25	"	6.55	"
7.45	"	4.10	Ar	Lv Glendale	Lv	9.50	"	6.20	"
7.40	"	4.05	Ar	Lv Anaheim	Lv	9.55	"	6.25	"
7.25	"	3.50	Ar	Lv Long Beach	Lv	10.00	"	6.30	"
7.50	WE	4.15	Ar	Lv San Pedro (P.S.T.)	Lv	9.35	SU	6.05	SU

Equipment for Page 12
 ★ NO. 9-3—Streamliner CITY OF ST. LOUIS—UTAH—DAILY
 Wabash 9 to Kansas City; No. 9 to Cheyenne; No. 3 to Los Angeles.
 Club Lounge Car @ St. Louis to Los Angeles.
 Standard Sleeping Cars St. Louis to Los Angeles—6 Sec., 6 Rmte., 4 Dbl. Bdrm. Bedrooms (S.P. No. 27 to San Francisco).
 St. Louis to Green River—10 Sections, D. R., Compt. (No. 11 to Portland).
 Kansas City to Denver—6 Sec., 6 Rmte., 4 Dbl. Bdrm. Bedrooms (S.P. No. 27 to San Francisco).
 Cheyenne to Los Angeles—12 Sec., D. R. (No. 3 from Omaha).
 Salt Lake City to Cedar City—10 Sec., D. R., Compts. (No. 1 from Chicago—No. 301 beyond Milford; Summer season—first car June 8 from Chicago).
 Cedar City to Los Angeles—10 Sections, D.R., Compts. (No. 302 to Milford—first car June 10).
 St. Louis to Los Angeles (48 seats).
 St. Louis to Green River (48 seats—No. 11 to Portland).
 St. Louis to Cheyenne (2 cars—96 seats).
 Cheyenne to Los Angeles (from Omaha) (not reserved).
 Dining Car A la carte and club or table d'hote service.

★ NO. 37—PONY EXPRESS—DAILY
 Club Lounge Car @ Denver to Los Angeles.
 Standard Sleeping Cars Kans. City to Los Angs.—12 Sec., D.R. (open 10.00 p.m.).
 Denver to Salt Lake City—12 Sections, D. R.
 Denver to Salt Lake City—6 Sections, 6 Roomettes, 4 Double Bedrooms.
 Salt Lake City to Los Angeles—10 Sections, 1 Drawing-room, 2 Compartments (No. 30 from Butte).
 Salt Lake City to Los Angeles—10 Sections, 3 Dbl. Bdrms. (No. 21 from Chicago).
 Las Vegas to Los Angeles—8 Sec., D.R., 3 Dbl. Bdrms.
 Reclining Seat Coaches Kansas City and Salt Lake City to Los Angeles.
 Kansas City to Ogden (S. P. No. 23 to San Francisco).
 Dining Car A la carte and club or table d'hote service.

★ NO. 4-10—UTAHN—Streamliner—CITY OF ST. LOUIS—DAILY
 No. 4 to Cheyenne; No. 10 to Kansas City; Wabash 10 to St. Louis.
 Club Lounge Car @ Los Angeles to St. Louis.
 Standard Sleeping Cars Los Angeles to St. Louis—6 Sec., 6 Rmte., 4 Dbl. Bdrm. Los Angs. to Cheyenne—12 Sec., D.R. (No. 4 to Omaha).
 Los Angeles to Cedar City—10 Sec., D.R., Compts. (No. 301 Milford to Cedar City; summer season—first car June 9).
 Cedar City to Salt Lake City—10 Sec., D.R., Compts. (No. 302 to Milford; No. 2 to Chicago; summer season—first car June 10).
 Denver to Kans. City—6 Sec., 6 Rmte., 4 Dbl. Bdrms.
 Green River to St. Louis—10 Sections, D. R., Compt. (No. 12 from Portland).
 Cheyenne to St. Louis—6 Sections, 6 Roomettes, 4 Double Bedrooms (No. 28 from San Francisco).
 Reclining Seat Coaches Los Angeles to St. Louis (48 seats).
 Gr. River to St. Louis (48 seats—No. 12 from Portland).
 Cheyenne to St. Louis (2 cars—96 seats).
 Los Angeles to Cheyenne (for Omaha) (not reserved).
 Dining Car A la carte and club or table d'hote service.

★ NO. 38—PONY EXPRESS—DAILY
 Club Lounge Car @ Los Angeles to Denver.
 Standard Sleeping Cars Los Angeles to Kansas City—12 Sections, D. R.
 Los Angeles to Las Vegas—8 Sec., D.R., 3 Dbl. Bdrms.
 Los Angeles to Salt Lake City—10 Sec., 3 Dbl. Bdrms. (No. 22 to Chicago).
 Los Angeles to Butte—10 Sec., 1 Drawing-room, 2 Compts. (No. 29 north of Salt Lake City).
 Salt Lake City to Denver—12 Sections, D. R.
 Salt Lake City to Denver—6 Sections, 6 Roomettes, 4 Double Bedrooms.
 Ogden to Denver—12 Sections, D. R. (S.P. 24 from San Francisco).
 Reclining Seat Coaches Los Angeles to Salt Lake City and Kansas City.
 Ogden to Kansas City (S.P. 24 from San Francisco).
 Dining Car A la carte and club or table d'hote service.

Footnotes for Page 12
 ⊗ Club and lounge cars are for the exclusive use of standard sleeping car passengers
 ★ Regularly assigned through cars air-conditioned. (f) Stops only on signal.
 ▲ Motor Bus between Lund and Cedar City. □ Conditional stop; see Table 24.
 ♦ Motor Bus connections with main line trains at East Los Angeles.
 (C.T.) Central time. (M.T.) Mountain time. (P.T.) Pacific time.
 Time from 12.01 midnight to 12.00 noon shown in light face type.
 Time from 12.01 noon to 12.00 midnight shown in heavy face type.

ST. LOUIS—KANSAS CITY—SAN FRANCISCO via Denver

Pony Express-Gold Coast 37-23 Example		Streamliner City of St. Louis-Utah-San Francisco Overland 9-3-27 Example		Table E Condensed Schedules All Trains Daily		San Francisco Overland-Streamliner City of St. Louis 28-10 Example		Gold Coast-Pony Express 24-38 Example	
4.00	SUN	4.00	SUN	Lv St. Louis (C.S.T.)	Mo.	1.00	TUE	7.30	WED
9.00	SUN	9.00	SUN	Lv Kansas City	Ar	8.00	TUE	11.55	TUE
11.30	SUN	9.20	SUN	Lv Kansas City Union Pacific	Mo.	7.45	TUE	11.30	TUE
12.30	MON	10.28	"	Lv Lawrence	Kan.	6.30	"	10.33	"
1.15	"	"	"	Lv Topeka	"	6.30	"	10.05	"
2.25	"	11.17	"	Lv Manhattan	"	5.40	"	8.50	"
3.20	"	11.45	SUN	Lv Junction City	"	5.15	"	8.20	"
3.55	"	12.35	MON	Lv Abilene	"	4.20	"	7.35	"
5.05	"	2.20	"	Lv Salina	"	2.35	"	7.00	"
7.29	"	2.20	"	Lv Hays	"	2.20	"	4.55	"
7.50	"	2.45	Ar	Lv Ellis (C.S.T.)	Lv	2.20	"	4.35	"
7.20	"	1.50	Lv	Lv Ellis (M.S.T.)	Ar	1.15	"	3.20	"
9.10	"	3.02	"	Lv Oakley	Kan.	12.08	TUE	1.53	"
10.25	"	3.52	"	Lv Sharon Springs	"	11.20	MON	12.55	"
1.13	"	5.51	"	Lv Limon	"	9.27	"	10.32	"
3.30	"	7.25	"	Lv Denver	Ar	8.00	"	8.50	"
5.30	"	7.45	Ar	Lv Denver	Ar	7.45	"	7.45	"
6.17	"	8.45	"	Lv LaSalle	"	6.41	"	6.18	TUE
6.27	MON	10.00	"	Lv Greeley	Ar	5.40	"	Cut-off	
8.45	"	10.25	Ar	Lv Cheyenne	Ar	5.05	"	Via Borte	
10.00	"	11.59	Lv	Lv Cheyenne	Ar	3.45	"	4.10	TUE
11.59	"	2.20	"	Lv Laramie	"	1.25	"	1.55	TUE
2.12	TUE	4.38	"	Lv Rawlins	"	1.25	"	1.55	TUE
2.45	"	5.25	"	Lv Rock Springs	"	8.32	"	9.02	MON
5.25	"	7.25	"	Lv Green River	"	10.40	"	11.15	"
6.35	TUE	9.15	MON	Lv Evanston	Wyo.	8.32	"	9.02	"
9.15	MON	6.35	TUE	Lv Ogden (M.S.T.)	Utah	6.45	MON	7.15	MON
11.30	MON	5.30	TUE	Lv Salt Lake City (M.T.)	Ar	8.15	MON	10.25	MON
1.18	TUE	10.15	TUE	Lv Ogden (M.S.T.)	Utah	6.25	MON	6.00	MON
11.11	"	10.50	"	Lv Reno (P.S.T.)	Nev.	6.40	SUN	4.45	"
12.09	"	12.01	WED	Lv Truckee	Cal.	5.40	"	f 3.30	MON
4.15	"	5.25	"	Lv Sacramento	"	1.40	"	10.40	SUN
6.01	"	7.48	"	Lv Berkeley	"	11.47	"	7.54	"
6.12	"	7.58	"	Lv Oakland (16th St.)	"	11.38	"	7.44	"
6.20	"	8.05	"	Lv Oakland Pier	"	11.30	"	7.35	"
6.50	TUE	8.50	WED	Lv San Francisco (P.S.T.)	Cal.	11.00	SUN	7.00	SUN

Equipment for Page 13
 ★ NO. 9-3-27—Streamliner—CITY OF ST. LOUIS—UTAH—SAN FRANCISCO OVERLAND—DAILY
 Wabash 9 to Kansas City; 9 to Cheyenne; 3 to Ogden; S. P. 27 to San Francisco.
 Club Lounge Car Service @ St. Louis to San Francisco.
 Standard Sleeping Cars St. Louis to San Francisco—6 Sections, 6 Roomettes, 4 Double Bedrooms.
 St. Louis to Green River—10 Sections, D. R., Compt. (No. 11 to Portland).
 St. Louis to Ogden—6 Sections, 6 Roomettes, 4 Double Bedrooms (No. 3 to Los Angeles).
 Kansas City to Denver—6 Sections, 6 Roomettes, 4 Double Bedrooms.
 Salt Lake City to San Francisco—10 Sections, D. R., Compts. (No. 33 to Ogden).
 Reserved Seat Coaches St. Louis to Ogden (No. 3 to Los Angeles)—48 seats.
 St. Louis to Green River (No. 11 to Portland)—48 seats.
 St. Louis to Cheyenne (2 cars—96 seats).
 Ogden to San Francisco (through in No. 27 from Chicago).
 Dining Car A la carte and club or table d'hote service.

★ NO. 28-10—SAN FRANCISCO OVERLAND—Streamliner CITY OF ST. LOUIS—DAILY
 S. P. 28 to Ogden; 28 to Cheyenne; 10 to Kansas City; Wabash 10 to St. Louis.
 Club Lounge Car Service @ San Francisco to St. Louis.
 Standard Sleeping Cars San Francisco to St. Louis—6 Sections, 6 Roomettes, 4 Double Bedrooms.
 San Francisco to Salt Lake City—10 Sections, D. R., Compts. (No. 23 south of Ogden).
 Cheyenne to St. Louis—6 Sections, 6 Roomettes, 4 Double Bedrooms (No. 4 from Los Angeles).
 Cheyenne to St. Louis—10 Sections, D. R., Compt. (Nos. 12-4 from Portland).
 Denver to Kansas City—6 Sections, 6 Roomettes, 4 Double Bedrooms.
 Reserved Seat Coaches San Francisco to Cheyenne (No. 28 to Chicago).
 Cheyenne to St. Louis (48 seats—4 cars—2 from Cheyenne, 1 each from Los Angeles and Portland).
 Dining Car A la carte and club or table d'hote service.

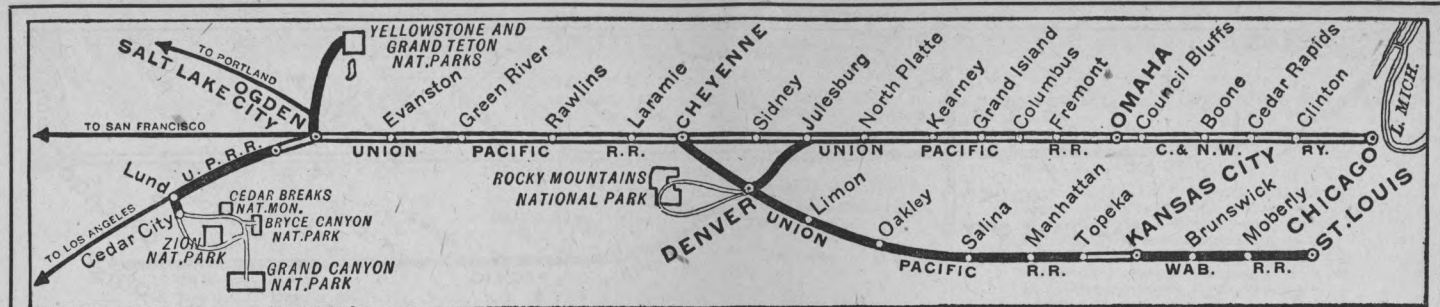
Footnotes for Page 13
 ⊗ Club and lounge cars are for the exclusive use of standard sleeping car passengers.
 □ Conditional stop; see Table 24.
 ★ Regularly assigned through cars air-conditioned.
 (C.S.T.) Central standard time. (M.S.T.) Mountain standard time. (P.S.T.) Pacific standard time.
 Time from 12.01 midnight to 12.00 noon shown in light face type.
 Time from 12.01 noon to 12.00 midnight shown in heavy face type.

ST. LOUIS—KANSAS CITY—PORTLAND—SEATTLE via Denver

Table F Condensed Schedules All Trains Daily. Includes routes for Pony Express, Streamliner, and Idahoan-Streamliner. Lists departure and arrival times for various stations including St. Louis, Kansas City, Denver, and Portland.

Equipment for Page 14. Details for train No. 9-3-11 (Streamliner CITY OF ST. LOUIS—IDAHOAN—DAILY), No. 12-4-10 (IDAHOAN—Streamliner CITY OF ST. LOUIS—DAILY), No. 18-38 (PORTLAND ROSE—PONY EXPRESS—DAILY), and No. 37-17 (PONY EXPRESS—PORTLAND ROSE—DAILY). Includes descriptions of equipment like Club Lounge Car, Standard Sleeping Cars, and Dining Car.

Footnotes for Page 14. Includes notes about regularly assigned through cars, motor bus service, and specific train numbers.



CHICAGO—MINNEAPOLIS—OMAHA—DENVER

Table G Condensed Schedules All Trains Daily. Includes routes for National Parks Special, Streamliner City of Denver, and Columbine. Lists departure and arrival times for Chicago, Minneapolis, Omaha, and Denver.

ST. LOUIS—KANSAS CITY—DENVER—SALT LAKE CITY

Table H All Trains Daily. For Complete Schedules See Table 17. Includes routes for Pony Express, City of St. Louis-Utah, and Utah-City of St. Louis. Lists departure and arrival times for St. Louis, Kansas City, Denver, and Salt Lake City.

Footnotes for Page 15. Includes notes about club and lounge cars, regularly assigned through cars, and conditional stops.



CHICAGO — OMAHA — SPOKANE

No. 105 - Bus Example	No. 21-17-62-20 Example	Table K Condensed Schedules All Trains Daily	No. 19-61-18-22 Example	Bus - No. 106 Example
6.30 SUN	8.10 SUN	LV Chicago (C.T.) C. & N. W. Ar	8.15 WED	11.30 TUE
2.50 MON	8.30 MON	LV Omaha (Union Pacific) Ar	7.50 TUE	3.05 "
6.37 "	2.00 "	Ar North Platte (C.T.) Lv	1.35 "	10.58 TUE
5.40 "	1.10 "	LV North Platte (M.T.) Ar	12.25 "	9.55 MON
9.20 "	6.25 MON	LV Cheyenne Ar	8.20 TUE	6.50 "
7.10 "	10.15 TUE	LV Pocatello Ar	5.35 MON	8.55 "
10.55 MON	3.30 "	LV Boise Ar	12.10 "	5.00 "
12.45 TUE	6.15 "	Ar Huntington (M.T.) Lv	9.35 "	3.05 "
11.45 MON	5.25 "	LV Huntington (P.T.) Ar	8.25 "	2.05 MON
4.20 TUE	11.20 TUE	LV Pendleton Ar	3.25 "	9.38 SUN
9.00 TUE	11.50 WED	LV Pendleton Ar	3.05 MON	9.05 SUN
	2.25 WED	Ar Wallula Ar	1.10 SUN	
	7.40 WED	Ar Yakima Ar	8.30 SUN	
10.32 TUE	5.15 WED	Ar Walla Walla Ar	11.00 SUN	7.32 SUN
	4.23 WED	Ar Ayer Ar	11.48 SUN	
3.35 TUE	8.10 WED	Ar Lewiston Ar	8.15 SUN	4.15 SUN
	8.35 WED	Ar Moscow Ar	7.30 SUN	
3.35 TUE	7.00 WED	Ar Spokane (P.T.) Ar	9.30 SUN	2.15 SUN

★ NO. 21-17-62-20—PACIFIC—DAILY
 No. 21 to Green River; No. 17 to Pendleton; No. 62 to Wallula; No. 20 to Spokane.
 Club Lounge Car Service ⊗ Chicago to Pendleton.
 Standard Sleeping Cars... Chicago to Green River—12 Sec., D. R. (for San Francisco).
 Omaha to Pendleton—12 Sections, D. R. (for Portland).
 Pocatello to Spokane—12 Sections, D. R. (No. 33 from Salt Lake City).
 Reclining Seat Coaches... Chicago to Pendleton (for Portland); Green River to Spokane (No. 17 from Denver).
 Dining Car... A la carte and club or table d'hote service.

★ NO. 19-61-18-22—PACIFIC—PORTLAND ROSE—DAILY
 No. 19 to Wallula; No. 61 to Pendleton; No. 18 to Green River; No. 22 to Chicago
 Club Lounge Car Service ⊗ Pendleton to Chicago.
 Standard Sleeping Cars... Green River to Chicago—12 Sec., D. R. (from San Francisco).
 Pendleton to Omaha—12 Sec., D. R. (from Portland).
 Spokane to Pocatello—12 Sections, D. R. (No. 34 to Salt Lake City).
 Reclining Seat Coaches... Spokane to Green River (No. 18 to Denver); Pendleton to Chicago (from Portland).
 Dining Car... A la carte and club or table d'hote service.

★ NO. 106—Streamliner CITY OF PORTLAND—DAILY
 Bus to Pendleton; No. 106 to Chicago.
 Club Lounge Car ⊗... Pendleton to Chicago (Barber, valet, bath, radio).
 Standard Sleeping Cars... Pendleton to Chicago—Drawing-rooms, Compts., Bedrooms, Roomettes, Sections.
 Reclining Seat Coaches... Pendleton to Chicago—(all seats reserved).
 Coach Lounge Car... Pendleton to Chicago.
 Coffee Shop Dining Car... A la carte and club or table d'hote service.
 Dining Car... A la carte and club or table d'hote service.

Equipment for Table K
★ NO. 105—Streamliner CITY OF PORTLAND—DAILY
 No. 105 to Pendleton; Bus to Spokane.
 Club Lounge Car ⊗... Chicago to Pendleton (Barber, valet, bath, radio).
 Standard Sleeping Cars... Chicago to Pendleton—Drawing rooms, Compts., Bedrooms, Roomettes, Sections.
 Reclining Seat Coaches... Chicago to Pendleton—(all seats reserved).
 Coach Lounge Car... Chicago to Pendleton.
 Coffee Shop Dining Car... A la carte and club or table d'hote service.
 Dining Car... A la carte and club or table d'hote service.

ST. LOUIS — KANSAS CITY — SPOKANE

No. 37-17-62-20 Example	Table L Condensed Schedules All Trains Daily	No. 19-61-18-38 Example
4.00 SUN	LV St. Louis (C.T.) Wabash Ar	7.30 WED
9.00 "	Ar Kansas City Lv	11.55 TUE
11.30 SUN	LV Kansas City (Union Pacific) Ar	11.30 "
5.10 MON	Ar Denver (M.T.) Lv	8.10 TUE
10.15 TUE	Ar Pocatello Lv	5.35 MON
11.20 TUE	Ar Pendleton (P.T.) Lv	3.25 "
11.50 WED	LV Pendleton Ar	3.05 "
1.20 "	LV Umatilla Ar	2.00 MON
2.25 WED	Ar Wallula Ar	1.10 SUN
7.40 WED	Ar Yakima Ar	8.30 SUN
5.15 "	Ar Walla Walla Ar	11.00 "
3.05 "	Ar Wallula Ar	12.55 "
4.23 "	Ar Ayer Ar	11.48 "
8.10 "	Ar Lewiston Ar	8.15 "
8.35 "	Ar Moscow Ar	7.30 "
4.23 "	Ar Ayer Ar	11.48 "
6.32 "	Ar Cheney Ar	9.56 "
7.00 WED	Ar Spokane (P.T.) Ar	9.30 SUN

Equipment for Table L
★ NO. 37-17-62-20—PONY EXPRESS—PORTLAND ROSE—DAILY
 No. 37 to Denver; No. 17 to Pendleton; No. 62 to Wallula; No. 20 to Spokane.
 Club Lounge Car ⊗... Denver to Pendleton.
 Standard Sleeping Cars... Denver to Pendleton—10 Sec., 3 Double Bedrooms (for Portland).
 Kansas City to Pendleton—12 Sec., D. R. (for Seattle).
 (open 10.00 p.m.).
 Pocatello to Spokane—12 Sections, D. R. (No. 33 from Salt Lake City).
 Kansas City to Denver—12 Sec., D. R. (to Los Angeles—open 10.00 p.m.).
 Reclining Seat Coaches... Kansas City to Pendleton; Denver to Spokane.
 Dining Car... A la carte and club or table d'hote service.

★ NO. 19-61-18-38—PORTLAND ROSE—PONY EXPRESS—DAILY
 No. 19 to Wallula; No. 61 to Pendleton; No. 18 to Denver; No. 38 to Kansas City.
 Club Lounge Car ⊗... Pendleton to Denver.
 Standard Sleeping Cars... Spokane to Pocatello—12 Sec., D. R. (No. 34 to Salt Lake City).
 Pendleton to Denver—10 Sec., 3 Double Bedrooms (from Portland).
 Pendleton to Kans. City—12 Sec., D. R. (from Seattle).
 Denver to Kansas City—12 Sec., D. R. (from Los Angs).
 Reclining Seat Coaches... Spokane to Denver.
 Dining Car... Pendleton to Kansas City.
 A la carte and club or table d'hote service.

Footnotes for Page 16
 ⊗ Club and lounge cars are for the exclusive use of standard sleeping car passengers.
 ★ Regularly assigned through cars air-conditioned.
 † Via Overland Greyhound Bus north of Pendleton.

Footnotes for Page 16
 (C.T.) Central time. (M.T.) Mountain time. (P.T.) Pacific time.
 Time from 12.01 midnight to 12.00 noon shown in light face type.
 Time from 12.01 noon to 12.00 midnight shown in heavy face type.

CHICAGO — ST. LOUIS — KANSAS CITY — WEST YELLOWSTONE — VICTOR

No. 85-3-9-11-35-45 Example	Table O Summer Season ⊗ All Trains Daily	No. 46-36-12-28-10 Example
12.30 SUN	LV Chicago (CST) C. & N. W. Ar	1.00 TUE
9.35 SUN	Ar Omaha Ar	3.40 "
11.00 SUN	LV Omaha (Union Pacific) Ar	3.10 TUE
10.00 MON	Ar Cheyenne (M.S.T.) Lv	5.20 MON
4.00 SUN	LV St. Louis (C.S.T.) (Wab.) Ar	1.00 TUE
9.00 "	Ar Kansas City Lv	8.00 "
9.20 SUN	LV Kansas City Ar	7.45 TUE
7.25 MON	Ar Denver (M.S.T.) Lv	8.00 MON
7.45 "	LV Denver Ar	7.45 "
10.00 MON	Ar Cheyenne Lv	5.40 MON
10.25 MON	LV Cheyenne (M.S.T.) Ar	5.05 MON
5.00 "	Ar Green River Lv	10.40 "
5.40 "	LV Green River Ar	10.10 "
10.55 MON	Ar Pocatello Lv	4.25 "
1.40 TUE	LV Pocatello Ar	1.40 "
2.15 "	LV Blackfoot Lv	12.55 "
3.10 "	LV Idaho Falls Lv	12.10 MON
5.00 TUE	Ar Ashton Lv	10.15 SUN
5.15 TUE	LV Ashton Ar	9.55 SUN
7.00 TUE	Ar W. Yellowstone (M.S.T.) Lv	8.15 SUN
7.30 TUE	Ar W. Yellowstone (M.S.T.) Lv	7.30 SUN

★ NO. 85-3-11-35-45 (LOS ANGELES LIMITED—YEL'STONE SPECIAL
★ NO. 9-3-11-35-45 (—DAILY
 C. & N.W. No. 85 Chicago to Omaha; No. 3 Omaha to Green River; No. 9 St. Louis Cheyenne (Wabash east of Kansas City); No. 11 to Pocatello; No. 35 to Ashton and West Yellowstone; No. 45 Ashton to Victor.

Club Lounge Car Service ⊗ Chicago and St. Louis to West Yellowstone. Standard Sleeping Car... Chicago to West Yellowstone—10 Sec., D. R., Compts. St. Louis to W. Yellowstone—Sections and rooms (requires car to car change after leaving Cheyenne).
 Coaches... Chicago to Cheyenne; St. Louis to Pocatello; Pocatello to West Yellowstone and Victor (all seats reserved from Chicago and St. Louis to Pocatello).
 Dining Car... A la carte and club or table d'hote service.

★ NO. 46-36-12-10-28—YEL'STONE SPEC.—SAN FRAN. OV'LAND—Daily
 No. 46 Victor to Ashton; No. 36 W. Yellowstone and Ashton to Pocatello; No. 12 to Green River; No. 28 to Chicago; No. 10 Cheyenne to St. Louis. C. & N. W. east of Omaha; Wabash east of Kansas City.

Club Lounge Car Service ⊗ West Yellowstone to St. Louis and Chicago. Standard Sleeping Car... W. Yellowstone to Chicago—10 Sec., D. R., Compts. West Yellowstone to St. Louis—Sections and rooms. (requires car to car change after leaving Pocatello).
 Coaches... Victor and W. Yellowstone to Pocatello; Pocatello to Cheyenne and St. Louis; Cheyenne to Chicago (all seats reserved east of Pocatello).
 Dining Car... A la carte and club or table d'hote service.

LOS ANGELES — SALT LAKE CITY — WEST YELLOWSTONE — BUTTE

Yellowstone Special 38-29 38-45 Example	Northwest Special 33 Example	Butte Special 38-29 Example	Table R Condensed Schedules All Trains Daily	Butte Special 30-37 Example	Northwest Special 34-3 Example	Yellowstone Special 48-36 30-37 Example
6.00 SU	7.30 SU	7.30 SU	LV Los Angeles (P.S.T.) Ar	7.00 TU	3.20 MO	7.15 TU
6.25 "	7.55 "	7.55 "	Ar East Los Angeles Ar	6.30 "	2.55 "	6.40 "
7.40 "	9.15 "	9.15 "	Ar Riverside Ar	5.00 "	1.55 "	5.05 "
8.05 "	9.40 "	9.40 "	Ar San Bernardino Lv	4.30 "	1.30 "	4.35 "
8.15 "	9.50 "	9.50 "	Ar San Bernardino Ar	4.20 "	1.20 "	4.25 "
10.35 SU	12.01 MO	12.01 MO	Ar Barstow Ar	2.00 TU	11.25 "	2.05 TU
3.45 MO	5.00 "	5.00 "	Ar Las Vegas Lv	9.15 MO	7.50 "	8.45 MO
4.05 "	5.25 "	5.25 "	Ar Las Vegas Ar	8.45 "	7.35 "	8.25 "
7.40 "	8.35 "	8.35 "	LV Caliente (P.S.T.) Lv	5.25 "	4.40 "	5.05 "
10.55 "	11.40 "	11.40 "	LV Lund (M.S.T.) Ar	4.05 "	3.35 "	3.30 "
11.35 "	12.20 "	12.20 "	Ar Milford Lv	3.10 "	2.55 "	2.40 "
11.45 "	12.30 "	12.30 "	Ar Milford Ar	3.00 "	2.45 MO	2.30 "
1.35 "	2.15 "	2.15 "	Ar Lynnndyl Lv	12.55 "	12.25 "	12.25 "
1.45 "	2.15 "	2.15 "	Ar Lynnndyl Ar	12.55 "	12.15 "	12.15 "
4.45 "	5.00 "	5.00 "	Ar Salt Lake City Lv	9.40 "	10.55 SU	9.10 "
8.00 "	11.30 SU	5.30 "	LV Salt Lake City Ar	9.15 "	10.25 "	8.00 "
9.05 "	12.30 MO	6.25 "	Ar Ogden Lv	8.20 "	9.25 "	7.00 "
9.35 MO	1.00 "	6.55 "	Ar Ogden Ar	8.00 "	9.05 "	6.35 "
1.10 TU	4.45 "	10.45 "	Ar Pocatello Lv	4.20 "	5.45 "	3.15 "
1.55 "	5.15 "	11.30 MO	LV Pocatello Ar	3.45 "	4.55 "	1.40 "
2.30 "	6.08 "	12.19 TU	LV Blackfoot Ar	3.02 "	4.10 "	12.50 "
3.15 TU	7.00 MO	1.05 TU	Ar Idaho Falls Lv	2.15 MO	3.25 SU	12.05 MO
3.25 TU	7.10 MO	1.05 TU	LV Idaho Falls Ar	2.45 SU	11.45 SU	11.45 SU
4.27 "	8.15 "	1.05 TU	Ar St. Anthony Lv	1.33 "	10.34 "	10.34 "
5.00 TU	8.45 "	1.05 TU	Ar Ashton Ar	1.10 "	10.10 SU	10.10 SU
5.15 TU	8.50 "	1.05 TU	LV Ashton Ar	1.05 "	9.55 SU	9.55 SU
7.00 TU	10.40 MO	1.05 TU	Ar Victor Lv	11.15 SU	8.15 SU	8.15 SU
7.30 TU	10.40 MO	1.05 TU	Ar West Yellowstone Lv	7.30 SU	7.30 SU	7.30 SU
7.00 MO	1.05 TU	1.05 TU	LV Idaho Falls Ar	2.15 MO	3.25 SU	3.25 SU
8.14 "	2.20 "	2.20 "	LV Dubois Ar	12.45 "	1.53 "	1.53 "
8.35 "	2.41 "	2.41 "	LV Spencer Ar	12.22 MO	1.30 "	1.30 "
9.35 "	3.45 "	3.45 "	Ar Lima Ar	11.30 SU	12.35 "	12.35 "
9.45 "	3.55 "	3.55 "	LV Lima Ar	11.15 "	12.20 "	12.20 "
10.22 "	4.43 "	4.43 "	LV Armstead Ar	10.35 "	11.37 "	11.37 "
11.20 "	5.20 "	5.20 "	LV Dillon Ar	10.00 "	11.07 "	11.07 "
12.10 "	6.10 "	6.10 "	LV Melrose Ar	9.03 "	10.15 "	10.15 "
1.10 "	7.10 "	7.10 "	Ar Silver Bow Ar	8.05 "	9.20 "	9.20 "
1.30 MO	7.30 TU	7.30 TU	Ar Butte (M.S.T.) Lv	7.45 SU	9.00 SU	9.00 SU

Equipment for Table R
★ NO. 38-29—PONY EXPRESS—BUTTE SPECIAL—DAILY
 No. 38 to Salt Lake City; No. 29 to Butte.
 Club Lounge Car ⊗... Los Angeles to Salt Lake City; Salt Lake City to Butte. Standard Sleeping Cars... Los Angeles to Butte—10 Sec., 1 D.R., 2 Compts. Salt Lake City to Butte—10 Sec., 3 Dbl. Bdrms.
 Reclining Seat Coaches... Los Angeles to Salt Lake City; Salt Lake City to Butte.
 Dining Car... Los Angeles to Salt Lake City; Salt Lake City to Pocatello.

★ NO. 33—NORTHWEST SPECIAL—DAILY—Salt Lake City to Butte.
 Standard Sleeping Car... Salt Lake City to Pocatello—12 Sections, D. R. (No. 17-62-20 Pocatello to Spokane—open 9:30 p.m.).
 Reclining Seat Coaches... Salt Lake City to Butte.
 Salt Lake City to Victor (No. 45 beyond Idaho Falls).

★ NO. 38-29-35-45—PONY EXPRESS—YEL'STONE SPECIAL—DAILY
 No. 38 to Salt Lake City; No. 29 to Butte; No. 35 Pocatello to Ashton and West Yellowstone; No. 45 Ashton to Victor.
 (Summer Season—first car from Salt Lake City June 19).

Club Lounge Car Service ⊗ Los Angeles to West Yellowstone. Standard Sleeping Cars... Los Angeles to Butte—10 Sec., 1 D.R., 2 Compts. Salt Lake City to Butte—10 Sections, 3 Dbl. Bdrms. Salt Lake to West Yellowstone—6 Compts., 3 D.R. Salt Lake City to West Yellowstone—14 Sections.
 Reclining Seat Coaches... Los Angeles to Salt Lake City; Salt Lake City to Butte. Pocatello to West Yellowstone and Victor.
 Dining Car... A la carte and club or table d'hote service.

★ NO. 30-37—BUTTE SPECIAL—PONY EXPRESS—DAILY
 No. 30 to Salt Lake City; No. 37 to Los Angeles.
 Club Lounge Car ⊗... Butte to Salt Lake City; Salt Lake City to Los Angeles. Standard Sleeping Cars... Butte to Los Angeles—10 Sec., 1 D.R., 2 Compts. Butte to Salt Lake City—10 Sec., 3 Dbl. Bdrms.
 Reclining Seat Coaches... Butte to Salt Lake City.
 Salt Lake City to Los Angeles.
 Dining Car... Pocatello to Ogden; Salt Lake City to Los Angeles.

★ NO. 34-3—NORTHWEST SPECIAL—DAILY
 No. 34 to Salt Lake City; No. 3 to Los Angeles.
 Standard Sleeping Cars... Pocatello to Salt Lake City—12 Sec., D.R. (No. 19-61-18 from Spokane).
 Salt Lake City to Los Angeles—Drawing-room, Bedrooms, Roomettes, Sections.
 Reclining Seat Coaches... Butte to Salt Lake City.
 Victor to Salt Lake City (No. 46 to Idaho Falls).
 Salt Lake City to Los Angeles.
 Dining Car... Pocatello to Ogden; Salt Lake City to Los Angeles.

★ NO. 46-36-30-37—YEL'STONE SPECIAL—PONY EXPRESS—DAILY
 No. 46 Victor to Ashton; No. 36 W. Yellowstone and Ashton to Pocatello; No. 30 to Salt Lake City; No. 37 to Los Angeles.
 (Summer Season—first car from West Yellowstone June 20).
 Club Lounge Car Service ⊗ West Yellowstone to Los Angeles. Standard Sleeping Cars... Butte to Los Angeles—10 Sec., 1 D.R., 2 Compts. Butte to Salt Lake City—10 Sections, 3 Dbl. Bdrms. West Yellowstone to Salt Lake City—14 Sections. West Yellowstone to Salt Lake City—6 Compts. 3 D.R.
 Reclining Seat Coaches... Victor and W. Yellowstone to Pocatello; Pocatello to Salt Lake City; Salt Lake City to Los Angeles.
 Dining Car... Pocatello to Salt Lake City; Salt Lake City to Los Angeles.

Footnotes for Page 17
 ⊗ Club and lounge cars are for the exclusive use of standard sleeping car passengers.
 ★ Regularly assigned through cars air-conditioned.
 (f) Stops only on signal.
 ⊙ First car leaves Chicago June 18; West Yellowstone June 20.
 † Operates only during Yellowstone Park season, June 20 to September 11.
 (C.S.T.) Central standard time. (M.S.T.) Mountain standard time. (P.S.T.) Pacific standard time.
 Time from 12.01 midnight to 12.00 noon shown in light face type.
 Time from 12.01 noon to 12.00 midnight shown in heavy face type.

SALT LAKE CITY — BOISE — PENDLETON — SPOKANE

Table T Condensed Schedules All Trains Daily. Includes routes for Salt Lake City (M.S.T.), Ogden, Pocatello, Sun Valley, Shoshone, and Spokane (P.S.T.).

Equipment for Table T. * NO. 33-17-62-20—NORTHWEST SPECIAL—PORTLAND ROSE—DAILY. * NO. 19-61-18-34—PORTLAND ROSE—NORTHWEST SPECIAL—DAILY.

Los Angeles — Salt Lake City — Sun Valley

Table V Condensed Schedules All Trains Daily. Includes routes for Los Angeles (P.S.T.), East Los Angeles, Las Vegas (P.T.), and Salt Lake City (MST).

Equipment for Table V. * NO. 38-33-17-S. V. BUS—PONY EXPRESS—NORTHWEST SPECIAL—PORTLAND ROSE—SUN VALLEY BUS—DAILY. * NO. 38-33-17-S. V. BUS—PONY EXPRESS—NORTHWEST SPECIAL—PORTLAND ROSE—SUN VALLEY BUS—DAILY.

Reclining Seat Coaches... Los Angeles to Salt Lake City (for Kansas City, Omaha and Chicago). Dining Car... Los Angeles to Salt Lake City; Pocatello to Shoshone.

NOTE—For Chicago and St. Louis—Sun Valley Service see Table C, pages 10 and 11, and Table F, page 14.

SALT LAKE CITY — BOISE — PORTLAND — SEATTLE

Table U Condensed Schedules All Trains Daily. Includes routes for Salt Lake City (M.S.T.), Ogden, Pocatello, Sun Valley, Shoshone, and Portland.

Equipment for Table U. * NO. 31-11-401—IDAHOAN—DAILY. * NO. 33-17-457—NORTHWEST SPECIAL—PORTLAND ROSE—DAILY.

Reclining Seat Coaches... Salt Lake City to Portland; Portland to Seattle. Dining Car... A la carte and club or table d'hote service.

* NO. 458-18-34—PORTLAND ROSE—NORTHWEST SPECIAL—DAILY. * NO. 402-12-32—IDAHOAN—DAILY.

Reclining Seat Coaches... Seattle to Portland; Portland to Salt Lake City. Dining Car... A la carte and club or table d'hote service.

Footnotes for Page 18. * Club and lounge cars are for the exclusive use of standard sleeping car passengers. * Regularly assigned through cars air-conditioned.

Time from 12.01 midnight to 12.00 noon shown in light face type. Time from 12.01 noon to 12.00 midnight shown in heavy face type.

PORTLAND — WALLA WALLA — YAKIMA — LEWISTON — SPOKANE

Table W All Trains Daily—(Pacific Standard Time). Includes routes for Portland, Walla Walla, Yakima, Lewiston, and Spokane.

* NO. 20—SPOKANE—DAILY. Standard Sleeping Cars... Portland to Spokane—8 Sections, Buffet Lounge. Tourist Sleeping Cars... Portland to Spokane—10 Sections, Compartment, D.R.

* NO. 19—SPOKANE—DAILY. Standard Sleeping Cars... Spokane to Portland—8 Sections, Buffet Lounge. Tourist Sleeping Cars... Walla Walla to Portland—14 Sections (No. 64, Walla Walla to Walla; open 9:30 p.m.).

Spokane, San Francisco and Los Angeles

Table X All Trains Daily (Pacific Standard Time). Includes routes for Spokane, San Francisco, and Los Angeles.

Seattle, San Francisco and Los Angeles

Table Y All Trains Daily (Pacific Standard Time). Includes routes for Seattle, San Francisco, and Los Angeles.

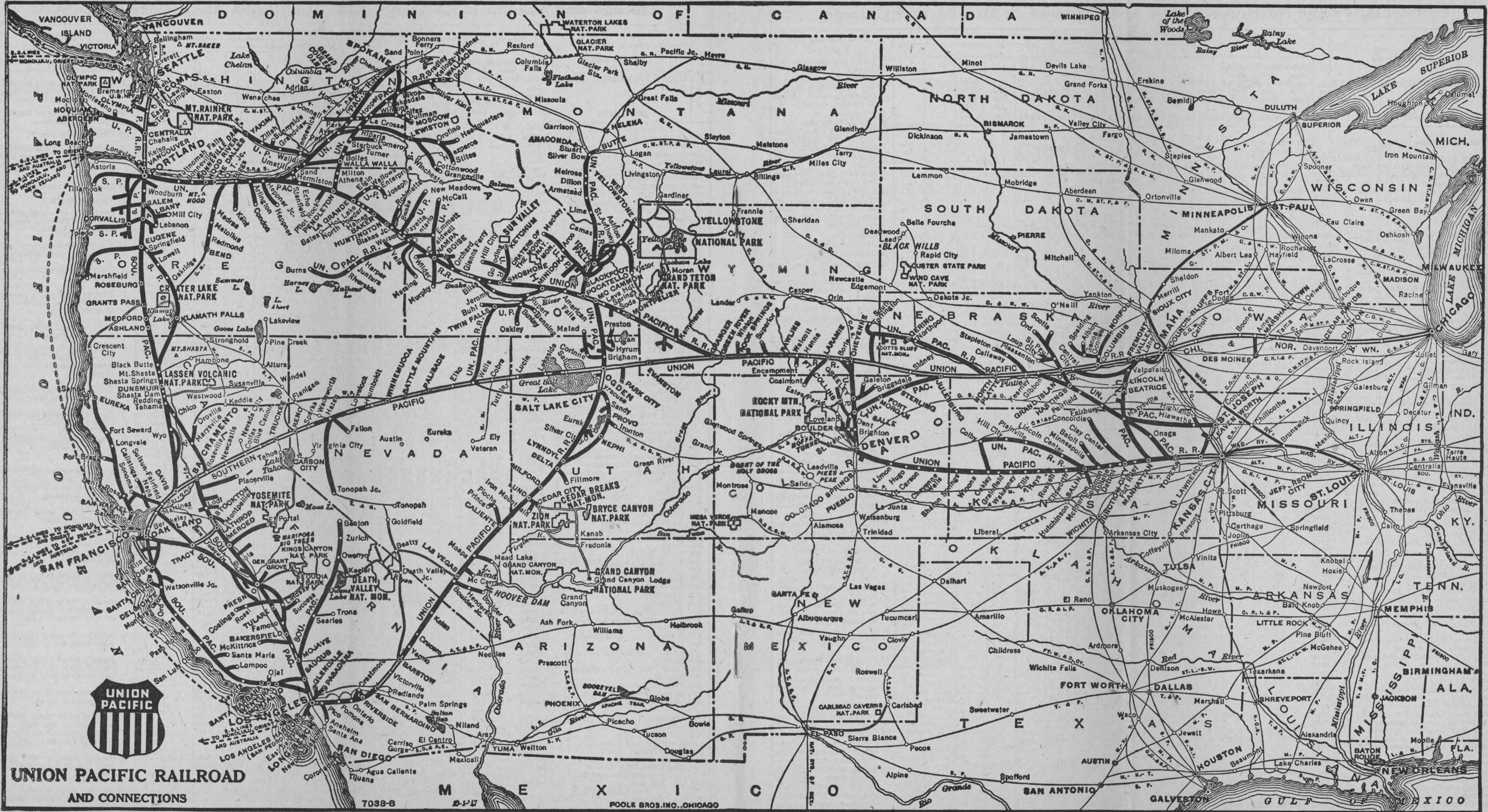
PORTLAND, TACOMA AND SEATTLE

Table Z All Trains Daily. Includes routes for Portland, Tacoma, and Seattle.

* NO. 458—DAILY. Parlor Car... Seattle to Portland (U. P. Car). Standard Sleeping Cars... Seattle to Los Angeles—10 Sections, D. R., Compts.

Equipment for Tables Y and Z. * NO. 401—DAILY. Standard Sleeping Cars... Portland to Seattle—10 Sections, D. R. Compts. * NO. 402—DAILY. Standard Sleeping Cars... Seattle to Portland—10 Sec., D. R. Compts.

* Arrives, departs Seattle Union Depot. * Regularly assigned through cars air-conditioned. (K) Conditional stop; consult agent. (H) Daily except Sundays and holidays. (A) Runs via Davis.



California, Pacific Northwest, Utah and Colorado to Omaha and Chicago

Table No. 2 The Overland Route EASTBOUND—Read Down From Pacific Coast. Includes columns for Streamliner, Mail and Express, Pony Express, and other services with various station names and times.

Footnotes for Table 2

Carries only coaches for passengers; no dining car or sleeping car. See page 38 for motor bus connections with U. P. trains at Fremont, Columbus and Grand Island. Extra fare—see page 25. Pacific No. 22 and Gold Coast No. 24 are consolidated between Salt Lake City and Chicago and operate as No. 24. Nos. 2 and 104 do not operate into Ogden Union Station. C&NW 14, local from Omaha to Chicago, carries no thru cars from Union Pacific, and connection at Omaha is not guaranteed. Daily. Daily except Sunday. Stops only on signal. Stops to let off paying passengers from Salt Lake City or south; also to take for C&NW points east of Council Bluffs. Stops to let off paying passengers from Ogden, Granger or beyond. Stops to let off paying passengers from Ogden or beyond; also to take for Green River and beyond. Stops to let off paying passengers from Oakland or beyond. Stops to let off paying passengers from West of Ogden; also to take for Omaha or beyond. Stops to let off paying passengers from Salt Lake City or beyond. Stops to let off paying passengers from Cheyenne or beyond; also to take for Omaha or beyond. Stops to let off paying passengers from Los Angeles or beyond. Stops to let off paying passengers from Pocatello and beyond; also to take for Cheyenne and beyond. Stops to let off paying passengers from Ogden or beyond. Stops to let off paying passengers from west of Ogden or from Pocatello; also to take for C&NW points east of Council Bluffs. Stops to let off paying passengers from Cheyenne or beyond. Stops to let off paying passengers from Colorado. Stops to let off paying passengers from Portland or beyond. Stops to let off paying passengers from Granger or beyond. Conditional stop; ask agent. Stops to let off paying passengers from Denver; also to take for Chicago. Mileage shown on mile posts is from Council Bluffs. See General Information, page 2. See Table No. 53 for connecting train service to and from St. Joseph, Mo.

California, Pacific Northwest, Utah and Colorado to Omaha and Chicago

Table No. 2 (Continued) The Overland Route EASTBOUND—Read Down. Includes columns for Streamliner, Mail and Express, Pony Express, and other services with various station names and times. Includes a section for 'Extra Fare Trains' and a note about bus line connections.

Extra Fare Trains. Extra fare tickets will not be sold on the "City of Los Angeles" and the "City of San Francisco" unless space has been reserved; and each person, including children of any age, who is to occupy space to the exclusion of other passengers, must hold such space assignment before he will be permitted to board train. Reduced fare tickets for Clergy, Charity, etc., are not honored on these trains.

NOTE □—There is bus line connection at Kimball, to and from Harrisburg, Gering and Scottsbluff, Nebr.

Between Chicago, Omaha, Denver, Ogden, Salt Lake City and Los Angeles

Table No. 3: The Overland Route. WESTBOUND—Read Down and EASTBOUND—Read Up. Includes stations like Chicago, Minneapolis, Omaha, St. Louis, Denver, Cheyenne, Salt Lake City, Ogden, and Los Angeles. Includes footnotes for motor bus connections and stop locations.

The Seasoned Traveler Goes by Train

For equipment, see pages 6 to 12, inclusive.

Between Chicago, Omaha, Denver, Ogden, Salt Lake City and Los Angeles

Table No. 3 (Continued): The Overland Route. WESTBOUND—Read Down and EASTBOUND—Read Up. Includes stations like Alhambra, Pasadena, Glendale, Anaheim, Long Beach, and San Pedro. Includes footnotes for motor bus connections and stop locations.

See tables 7, 8 and 9 on this page, for more complete motor bus schedules to and from East Los Angeles.

Table No. 4: Salt Lake City — Provo — Lyndyl. Mountain Standard Time. Includes stations like Salt Lake City, Provo, and Lyndyl.

Table No. 5: Salt Lake City — Smelter. Mountain Time. Includes stations like Salt Lake City and Smelter.

Table No. 6: Tintic — Mammoth — Silver City — Eureka. Mountain Time. Includes stations like Tintic, Mammoth, Silver City, and Eureka.

1 Daily except Sundays and holidays. * Local freight with combination coach-baggage car. This trip is made only when there are passengers to be carried. Trains 301 and 302 operate only during summer season beginning June 10.

Daily motor coach service of the Union Pacific Stage Co., shown in tables 7, 8 and 9, is operated over public highways. Rail tickets are honored on these motor coaches. (B) Stops to take on or let off passengers. (C) Operates on call only.

Table No. 7: East Los Angeles — Pasadena — Glendale. Pacific Time. Includes stations like East Los Angeles, Pasadena, and Glendale.

Table No. 8: East Los Angeles — Long Beach — San Pedro. Pacific Time. Includes stations like East Los Angeles, Long Beach, and San Pedro.

Table No. 9: East Los Angeles — Whittier — Anaheim. Pacific Time. Includes stations like East Los Angeles, Whittier, and Anaheim.

Table No. 10: Las Vegas — Boulder City — Hoover Dam. Pacific Time. Includes stations like Las Vegas, Boulder City, and Hoover Dam.

Union Pacific Stages Motor Buses operated over public highways. See also section of General Information, page 2, for optional rail-motor bus ticketing arrangement.

For equipment, see pages 6 to 12 inclusive.

For explanation of reference marks in table 3, see page 26.

Between Chicago, Omaha, Denver, Ogden and San Francisco

Table No. 14 The Overland Route. WESTBOUND—Read Down and EASTBOUND—Read Up. Includes routes for C. & N. W., UNION PACIFIC, and SOUTHERN PACIFIC.

Footnotes for Page 28

- (f) Stops only on signal.
Via Borie Cut-off; not via Cheyenne.
A See tables 24 and 30 for service between St. Louis, Kansas City, Denver and Cheyenne.
B Stops to let off paying passengers from Ogden or beyond; also to take for Reno and beyond.
C Stops to take paying passengers for Ogden or beyond; also to let off from Sacramento or beyond.
D Stops to let off paying passengers from Reno and beyond; also to take for Ogden and beyond.
E Stops to let off paying passengers from Ogden or beyond; also to take for Sacramento or beyond.
H Stops to take paying passengers for Ogden and beyond.
K Stops to let off paying passengers from Ogden or beyond.
O Stops to let off paying passengers from Ogden or beyond; also to take for Colfax or beyond.
U Stops to take paying passengers for Ogden or beyond; also to let off from Colfax or beyond.
Stops to take 31 for service between Ogden and Salt Lake City.
Leaves and arrives from Market Street station.
Via Overland Greyhound Bus.
Leaves and arrives from Third Street station.
(C.S.T.) Central standard time.
(M.S.T.) Mountain standard time.
(P.S.T.) Pacific standard time.
Mileage shown on mile posts is from Council Bluffs. See General Information, page 2.

Rail—Auto Travel Plan

Ask your Ticket Agent for information and about arrangements. You can . . .

RENT A NEW CAR

at your train destination.

This plan makes it easy for you to have a car ready for your convenience when you reach the end of your train journey.

DRIV-UR-SELF RENTAL STATIONS

are located in many cities in the United States and Canada.

Ask your Railroad Ticket Agent about the plan.

San Francisco, Sacramento and Los Angeles (Via Southern Pacific)

Table No. 15 and Table No. 16. Via Valley Line and Via Coast Line. Includes routes for San Francisco, Sacramento, Los Angeles, Tracy, Modesto, Fresno, Bakersfield, and Los Angeles.

For equipment, see pages 8 to 13, inclusive.

Between Chicago, Omaha and Denver

Table No. 17 The Overland Route. All Trains Daily. WESTBOUND—Read Down and EASTBOUND—Read Up. Includes routes for UNION PACIFIC and SOUTHERN PACIFIC.

Denver—La Salle—Ft. Collins

Table No. 18. 9-211 Daily, 212-334 Daily, 15 Daily. Includes routes for Denver, La Salle, Ft. Collins, and Estes Park.

Footnotes for Page 29

- * Daily (f) Stops only on signal.
Mixed passenger train.
C & NW No. 14, local from Omaha to Chicago, carries no through cars from Union Pacific, and connection at Omaha is not guaranteed.
A Stops to take on paying passengers for schedules stops in Colorado.
B Stops to let off paying passengers from Cheyenne or beyond.
E Regular service only during Park summer season.
Delta Beginning June 11 from Chicago, and June 12 from Denver, Nos. 85 and 86 will operate with through sleeping cars and coaches during summer season between Chicago and Denver.
Mileage shown on mile posts is from Council Bluffs. For explanation see page 2. Time from 12:01 midnight to 12:00 noon is in light face type.
Time from 12:01 noon to 12:00 midnight shown in heavy face type.
Where no time shown, trains do not stop, except as indicated by reference marks.

Low Cost, Escorted All-Expense Summer Tours

A new 48-page book, SUMMER TOURS, beautifully illustrated in color, is ready for you. It contains fascinating day-by-day stories of tours to many of our great western vacation-lands: Colorado, Yellowstone, Zion-Bryce-Grand Canyon National Parks, California.

In describing these personally escorted, money saving tours, this book tells you what you see and do; how you get the most from your vacation dollars. Now is the time to begin planning your summer outing. Write today for a free copy of the SUMMER TOURS book. Use the coupon.

I. D. Kessler, Manager UP-C&NW Dept. of Tours 148 S. Clark St., Chicago 3, Ill.

Please send me a copy of "SUMMER TOURS"

Name, Address, City, State

UP-C & NW Department of Tours

For equipment, see page 15.

Between Chicago, Omaha and Spokane, Portland, Tacoma and Seattle

Table No. 20 The Overland Route. WESTBOUND-Read Down and EASTBOUND-Read Up. Includes routes for Chicago, Omaha, St. Paul, St. Louis, Kansas City, Denver, Cheyenne, and other stations.

Footnotes for Pages 30 and 31

- Motor bus. This service is provided for passengers arriving or departing Shoshone and holding through rail tickets to and from Ketchum and room reservations at Sun Valley.
Through sleeping car daily to and from West Yellowstone during park summer season.
Connecting Sleeping Car service to and from West Yellowstone during park summer season.
C & NW 14, local from Omaha to Chicago, has no through cars from Union Pacific, and connection is not guaranteed.
Runs via Borie Cut-off, not via Cheyenne.
Daily.
Stops only on signal.
Daily except Sunday.
Stops to let off paying passengers from Tacoma and beyond; also to take on for Vancouver and beyond.
Stops to let off paying passengers from Portland or beyond; also to take for Pocatello or beyond.
Stops to take paying passengers from Tacoma or beyond, and to let off from Portland or beyond.
Stops to take on paying passengers for Cheyenne and beyond; also to let off from Pendleton and beyond.
Stops to take on paying passengers for Umatilla and beyond; also to let off from west of Ayer.
No. 407 stops at East Olympia to let off paying passengers for Olympia that come from Portland or beyond. Bus to Olympia will be operated when passengers are reported.
Stops to take paying passengers for Vancouver and south and to let off from points north of Seattle.
Stops to take on or let off paying passengers.
Stops to let off paying passengers from Wallula and beyond.
Stops to let off paying passengers from Pocatello or beyond.
Stops to take on paying passengers for Pocatello or beyond.
Stops to take paying passengers for Seattle and beyond, and to let off from Tacoma and beyond.
Stops to take paying passengers for Tacoma and beyond.
Stops to take or let off paying passengers to or from Omaha and Portland or beyond.
Stops to take paying passengers for Ogdén, Cheyenne or beyond; also to let off from Pendleton and beyond.
Stops to let off paying passengers from Vancouver and beyond, and to take for Tacoma and Seattle.
(Continued on next page)

Between Chicago, Omaha and Spokane, Portland, Tacoma and Seattle

Table No. 20 (Continued) The Overland Route (Pacific Standard Time). WESTBOUND-Read Down and EASTBOUND-Read Up. Includes routes for Huntington, Durkee, Pleasant Valley, Baker, Haines, North Powder, Telocaset, Union Jct., Hot Lake, La Grande, Kamela, Meacham, Duncan, Gibbon, Cayuse, Pendleton, Walla Walla, Spokane, Pendleton, Umatilla, Boardman, Heppner, Arlington, Blalock, Rufus, Biggs, Celilo, The Dalles, Mosier, Hood River, Wyeth, Cascade Locks, Bonneville, Multnomah Falls, Bridal Veil, Rooster Rock, Troutdale, and Portland.

Footnotes for Pages 30 and 31

- Stops to let off paying passengers from Portland and beyond on Tuesdays only.
Stops to let off paying passengers from Tacoma or beyond; also to take for Portland or beyond.
For service between St. Louis, Kansas City, Denver and Cheyenne, see tables 24 and 30.
Stops to let off paying passengers from Ogdén, Cheyenne, and beyond; also to take for Pendleton and beyond.
Stops to let off paying passengers from Vancouver and beyond and to take on for points beyond Seattle.
Stops to take paying passengers for south of Tacoma.
Via North Puyallup.
Via Puyallup.
Stops to take on paying passengers for Portland and beyond.
Stops to let off paying passengers from Pendleton or beyond.
Trains 407, 408, 457 and 458 carry passengers to and from East Olympia and Portland and Seattle. Bus service is only between East Olympia and Olympia, and operates daily to and from U. P. station at Olympia. Bus will handle only hand baggage for passengers.
Union Pacific rail tickets to or from certain stations (consult agent) are honored on Grays Harbor lines buses operating over public highway only through towns where time is shown.
Mileage shown on mile posts is from Council Bluffs. See General Information, Page 2.

Between Portland, Tacoma and Seattle

Table No. 20 Continued Pacific Standard Time. All tickets over these lines are interchangeable and will be good on any train. Includes routes for Portland, Vancouver, Ridgefield, Woodland, Kalama, Kelso-Longview, Castle Rock, Vader, Winlock, Napavine, Chehalis, Centralia, Bucooda, Tenino, East Olympia, East Olympia, Nisqually, Stellacoom, Tacoma, Puyallup, North Puyallup, Summer, Auburn, Kent, and Seattle.

Portland-Chehalis-Centralia-Hoquiam

Table No. 21 Pacific Standard Time. Includes routes for Portland, Chehalis, Centralia, Independence, Saginaw, South Elma, Montessano, Melbourne, Cosmopolis, Aberdeen, and Hoquiam.

Portland-Seattle-Tacoma-Olympia

Table No. 22 Pacific Time and Table No. 22 Pacific Time. Includes routes for Portland, East Olympia, East Olympia, Olympia, Seattle, Tacoma, East Olympia, and Olympia.

Between St. Louis, Kansas City, Topeka, Salina and Denver

Table 24: The Overland Route. Table 25: Kansas City - Junction City - Concordia. Table 26: Kansas City - Salina - Solomon - Beloit. Table 27: Kansas City - Salina - McPherson. Table 28: Kansas City - Salina - Plainville - Oakley.

For equipment see pages 12 to 18, inclusive. For explanation of reference marks see, page 33.

Between Denver, Cheyenne and Salt Lake City

Table 30: The Overland Route (Mountain Standard Time). Table 31: Between Ogden and Salt Lake City. Table 32: Ogden - Echo - Coalville - Park City. Table 33: Laramie - Coalmont. Table 34: Saratoga & Encampment Valley R. R. Co.

Distance between Denver and Salt Lake City via Borie is 613 miles; via Cheyenne is 625 miles.

Between Ogden and Salt Lake City

Table 31: Between Ogden and Salt Lake City. Table 32: Ogden - Echo - Coalville - Park City. Table 33: Laramie - Coalmont. Table 34: Saratoga & Encampment Valley R. R. Co.

Footnotes for Pages 32 and 33

NOTE - See table 20 for detail schedules to Pacific Northwest. NOTE - See table 14 for detail schedules to San Francisco. NOTE - See table 3 for detail schedules to Los Angeles. Via Borie cut-off; not via Cheyenne. Daily. Stops on signal. Monday, Wednesday and Friday only. Tuesday, Thursday and Saturday only. Local freight; limited space, hand baggage only; caboose for passengers. Stops to take on or let off paying passengers. Will stop to take on or let off paying passengers holding coach or sleeping car reservations.

For equipment, see pages 12 to 18, inclusive.

Between Salt Lake City, Ogden, Pocatello, West Yellowstone and Butte

WESTBOUND—Read Down table with columns for stations like Salt Lake City, Ogden, Pocatello, and Butte.

Table No. 36 The Overland Route. For other trains between Salt Lake and Ogden see Table No. 31. (Mountain Standard Time)

EASTBOUND—Read Up table with columns for stations like Cache Junction, Logan, Preston, Ogden, Brigham, and Malad.

Footnotes for Page 34. * Daily. (f) Stops only on signal. † Daily except Sunday. Nos. 35 and 36 between Pocatello and West Yellowstone...

Union Pacific Branch Lines

Omaha—North Platte—So. Torrington. Table No. 42. Mixed 97, 93, 94, 98. Mountain Time.

Omaha—Columbus—Norfolk. Table No. 45. Motor Bus, Mixed 312, 313, 314, 315. Central Time.

Kansas City—Topeka—Marysville. Table No. 52. Motor 537, 538, 539. Central Time.

* Daily. † Daily except Sunday. ‡ Daily except Monday. § Sunday only. ¶ Daily except Monday. K Sundays, Wednesdays and Fridays only.

Union Pacific Branch Lines

Blackfoot — Aberdeen — Mackay. Table No. 56. Mountain Time. Mixed 309, 321, 322, 310. Includes stations like Blackfoot, Moreland, Aberdeen Jct., Rockford, Pingree, Sterling, Aberdeen, Aberdeen Jct., Taber, Scoville, Arco, Moore, Darlington, Leslie, Mackay.

Idaho Falls — Orvin — St. Anthony. Table No. 57. Mountain Time. Mixed 391, 398. Includes stations like Idaho Falls, Orvin, Lincoln, Iona, Ririe, Byrne, Walker, Nwaledale, St. Anthony.

Idaho Falls — Ucon — St. Anthony. Table No. 58. Mountain Time. Mixed 397, 392. Includes stations like Idaho Falls, Ucon, Grant, Lewisville, Menan, Egin, St. Anthony.

Minidoka — Twin Falls — Buhl — Wells. Table No. 60. Mountain Time. Mixed 340-50, 574, 50-30. Includes stations like Minidoka, Acoquia, Rupert, Heyburn, Burley, Starr's Ferry, Milner, Murtaugh, Hansen, Kimberly, Twin Falls, Ucon, Filer, Buhl, Twin Falls, Berger, Hollister, Rogerson, Delaplaine, Contact, Summer Camp, Melandco, Wells.

Footnotes for Page 36. * Daily. † Daily except Sunday. (f) Stops only on signal. ▲ Motor train. (a) Monday, Wednesday and Friday. (b) Monday and Friday. (d) Tuesday, Thursday and Saturday. (E) Wednesday, Friday, Sunday. K Irregular mixed service; consult agent. Local freight with combination coach-baggage car. Local freight with caboose; hand baggage only. Mountain Time is used on this U. P. branch line, but trains to and from Wells, Nevada on the So. Pac. main line use Pacific Time. Pacific Time prevails in territory shown in table 70, but trains are operated under Mountain Time as shown in this table. For equivalent in Pacific Time, figure one hour earlier.

Minidoka — Rupert — Bliss. Table No. 61. Mountain Time. Mixed 49-365, 366-50. Includes stations like Minidoka, Acoquia, Rupert, Paul, Hazelton, Eden, Jerome, Wendell, Bliss.

Burley — Declo. Table No. 62. Mountain Time. Mixed 388. Includes stations like Burley, Declo.

Nyssa — Homedale — Marsing. Table No. 64. Mountain Time. Mixed 388. Includes stations like Nyssa, Overstreet, Adrian, Napton, Homedale, Claytonia, Marsing.

Richfield — Hill City. Table No. 65. Mountain Time. Mixed 379, 380. Includes stations like Shoshone, Richfield, Rawson, Magic, Macon, Selby, Fairfield, Hill City.

Boise — Nampa — Emmett — McCall. Table No. 67. Mountain Time. Mixed 11-385, 386-12. Includes stations like Nampa, Middleton, Jeness, Bramwell, Emmett, Montour, Horseshoe Bend, Banks, Smith's Ferry, Belvidere, Cascade, Arling, Donnelly, McCall.

Caldwell — Wilder. Table No. 68. Mountain Time. Mixed 388. Includes stations like Caldwell, Greenleaf, Wilder.

Shoshone — Ketchum — Sun Valley. Table No. 69. Mountain Time. Mixed 342, 56. Includes stations like Shoshone, Richfield, Picabo, Bellevue, Hailey, Sun Valley.

Ontario — Vale and Brogan Vale — Crane and Burns. Table No. 70. Mountain Time. Mixed 373, 359, 360, 374. Includes stations like Ontario, Vale, Brogan, Crane, Burns.

Payette — Emmett. Table No. 71. Mountain Time. Mixed 383, 384. Includes stations like Payette, Fruitland, Buckingham, New Plymouth, Letha, Emmett.

Portland — La Grande — Joseph. Table No. 72. Pacific Time. Mixed 18-304, 305-17. Includes stations like Portland, La Grande, Joseph.

Weiser — New Meadows. Table No. 73. Mountain Time. Motor 557, 558. Includes stations like Weiser, Presley, Midvale, Cambridge, Goodrich, Council, Fruitvale, Starkey, Glendale, Woodland, Tamarack, New Meadows.

Union Pacific Branch Lines

Portland and Spokane Short Line. Table No. 74. Pacific Time. Mixed 56. Includes stations like Portland, Hood River, The Dalles, Arlington, Umatilla, Pendleton, Umatilla.

Pendleton — Wallula — Walla Walla. Table No. 75. Pacific Time. Mixed 66-61. Includes stations like Pendleton, Wallula, Walla Walla.

Portland — Lewiston — Pullman — Moscow. Table No. 76. Pacific Time. Mixed 61, 61-19. Includes stations like Portland, Umatilla, Pendleton, Wallula, Walla Walla, Lewiston, Yakima, Moscow.

Portland — Lewiston — Stites — Grangeville. Table No. 77. Pacific Time. Mixed 343-323, 324-344, 73-61, 62. Includes stations like Portland, Umatilla, Wallula, Walla Walla, Lewiston, Riparia, Camas Prairie R. R., Riparia, Penawawa, Swift, Almota, Wawawai, Crum, Truax, Bishop, Indian, Moses, Wilma, Lewiston.

Portland — Wallula — Yakima. Table No. 78. Pacific Time. Motor Bus 66-64, 65-19. Includes stations like Portland, Umatilla, Wallula, Walla Walla, Lewiston, Yakima.

Spokane — Tekoa — Wallace. Table No. 79. Pacific Time. Mixed 67, 68. Includes stations like Spokane, Dishman, Chester, Mica, Freeman, Manito, Rockford, Fairfield, Latah, Tekoa, Lovell, Plummer, Chatcolet, O'Gara, Harrison, Springston, Black Lake, Medimont, Lane, Rose Lake, Dudley, Cataldo, Enaville, Pine Creek, Kellogg-Wardner, Shont, Osburn, Wallace.

Pendleton — Walla Walla — Dayton. Table No. 80. Pacific Time. Mixed 365, 365. Includes stations like Pendleton, Walla Walla, Bolles, Walla Walla, Prescott, Bolles, Bolles, Waltsburg, Huntsville, Long, Dayton, Turner.

Footnotes for Page 37. * Daily. † Daily except Sunday. (f) Stops only on signal. Local freight; caboose for passengers. Buses run via these stations only when there are passengers to or from Walla Walla or beyond. Stops to let off paying passengers from points west of Ayer. Bus station is at Prosser. Bus station is at East Parker. Stops to take on paying passengers for Umatilla and beyond. Motor Bus operating over public highway. See General Information, page 2, for optional rail-motor bus ticketing arrangement. Time from 12:01 midnight to 12:00 noon shown in light face type. Time from 12:01 noon to 12:00 midnight shown in heavy face type. Figures opposite junction points refer to tables showing diverging trains.

Connecting Bus Service

Portland - Pendleton - Spokane. Table No. 84 (Pacific Time). Motor Bus Daily, Mls., Ar, Lv, times.

The Dalles - Bend

The Dalles - Bend. Table No. 86 (Pacific Time). Motor Bus Daily, Mls., Ar, Lv, times.

Biggs - Shaniko

Biggs - Shaniko. Table No. 87 (Pacific Time). Motor Bus Daily, Mls., Ar, Lv, times.

Spokane - Moscow - Lewiston

Spokane - Moscow - Lewiston. Table No. 85 (Pacific Time). Motor Bus Daily, Mls., Ar, Lv, times.

Fremont - Lincoln

Fremont - Lincoln. Motor Bus Daily, Mls., Ar, Lv, times.

Columbus - Lincoln

Columbus - Lincoln. Motor Bus Daily, Mls., Ar, Lv, times.

Grand Island - Hastings

Grand Island - Hastings. Via Yellow Diamond Lines. Motor Bus Daily, Mls., Ar, Lv, times.

Las Vegas - Tonopah

Las Vegas - Tonopah. Via Las Vegas-Tonopah-Reno Stage Line. Motor Bus Daily, Mls., Ar, Lv, times.

Footnotes for Page 38

(*) Via Capitol Stages. (*) Via Interstate Transit Lines. (O) Via Elkhorn Valley Stages. (P) Via Pacific Trailways (Mt. Hood Stages). (M. T.) Mountain Time. (P. T.) Pacific Time. Arrives and leaves Shaniko Jct., not Shaniko. Motor Bus operating over public highway. See General Information, page 2, for optional rail-motor bus ticketing arrangement.

UNION PACIFIC TRAINS USE THESE STATIONS

Boise, Idaho: Union Pacific Station. Butte, Montana: Union Station, 820 East Front Street. Cheyenne, Wyoming: Union Pacific Station, 15th Street at Capitol Avenue. Chicago, Illinois: C. & N. W. Terminal, Canal and Madison Streets. Denver, Colorado: Union Station, Foot of Seventeenth Street. Kansas City, Mo: Union Station, Main Street and Union Station Plaza. Los Angeles, Calif: Los Angeles Union Passenger Terminal, Alameda and Aliso Streets. Oakland, Calif: Southern Pacific 16th Street Station, Foot of 16th Street. Oakland Pier, Calif: Southern Pacific Terminal. Ogden, Utah: Union Station, 25th and Wall Streets. Olympia, Wash: Union Pacific Station, Corner 4th Avenue and Adams Street. Omaha, Nebraska: Union Station, 10th and Marcy Streets. Pendleton, Oregon: Union Pacific Station, Corner Main and Frazer Sts. Pocatello, Idaho: Union Pacific Station, Foot of West Bonneville Street. Portland, Oregon: Union Station, Sixth and Johnson Streets. Riverside, Calif: Union Pacific Station, 7th and Vine Streets. San Bernardino, Calif: Union Station, West Third Street. San Francisco, Calif: Ferry Depot, Foot of Market Street. Salina, Kansas: Union Station, 400 North 13th Street. Salt Lake City, Utah: Union Pacific Station, South Temple and Third West Streets. Seattle, Wash: Union Station, 4th Avenue, South, and Jackson Street. Spokane, Wash: Union Station, Corner Trent Avenue between Stevens and Washington Streets. St. Louis, Mo: Union Station, 18th and Market Streets. Tacoma, Wash: Union Station, 1713 Pacific Avenue. Topeka, Kansas: Union Pacific Station, Railroad and North Jackson Streets. Yakima, Wash: Union Pacific Station, West Yakima and South Second Ave.

Connections at Omaha

Connections at Omaha. Multiple tables for C. & N. W., The Milwaukee Road, C. R. I. & P., C. B. & Q., Mo. Pac., K. C. S., Frisco Lines, C. B. & Q., M. K. T., Alton, Wabash, and St. Louis. Includes times for various routes and stations.

Connections at Kansas City

Connections at Kansas City. Multiple tables for C. G. W., A. T. & S. F., The Milwaukee Road, C. R. I. & P., M. K. T., Alton, Wabash, and St. Louis. Includes times for various routes and stations.

Connections at Denver

Table with columns for dates (19, 15, 17, 1, 2, 18, 16, 20) and routes (D & R G W, C & S - A T & S F) listing times and destinations like Denver, Colorado Springs, Pueblo, etc.

Table with columns for dates (27-7, 101-10, 141-14, 21-1, 2-22, 13-130, 16-28, 8-28) and routes (D & R G W, C & S - A T & S F) listing times and destinations like Denver, Rollinsville, Sulphur Springs, etc.

Connections at Spokane and Butte

Table with columns for dates (16, 18, 17, 15, 4-288, 2, 287-3, 1, 2, 1) and routes (The Milwaukee Road, N. P., S. I. - C. P. R.) listing times and destinations like Spokane, Missoula, Butte, etc.

Table with columns for dates (236-4, 3-235, 16, 34, 36, 18, 15, 17, 33, 35, 3, 1, 2, 4) and routes (Great Northern, B. A. & P.) listing times and destinations like Butte, Helena, Port Falls, etc.

Connections at Los Angeles

Table with columns for dates (78, 76, 74, 72, 70, 71, 73, 75, 77, 79) and routes (A. T. & S. F.) listing times and destinations like Los Angeles, Fullerton, Anaheim, etc.

Connections at Portland

Table with columns for dates (21, 22) and routes (S. P. & S.) listing times and destinations like Portland, Astoria, Seaside, etc.

Connections at Seattle

Table with columns for dates (356, 358, 360, 359, 355, 357) and routes (Great Northern) listing times and destinations like Seattle, Everett, Bellingham, etc.

Connections at Salt Lake City

Table with columns for dates (39, 40) and routes (Western Pacific) listing times and destinations like Salt Lake City, Sacramento, Stockton, etc.

Do You Know About Our Prepaid Ticket Order Plan?

- We have a plan whereby you may purchase, at your railroad station, an order for railroad service, to be used by a member of your family, or any other person you may designate, at some distant station.
• This service offers a particularly safe and convenient way of providing tickets and other railroad service to students returning home at holiday and vacation time.
• These prepaid orders may include railroad tickets, sleeping and parlor car tickets, and cash for meals and other incidentals.

UNION PACIFIC RAILROAD

Footnotes for Pages 39 and 40
24-hour service offering frequent trips between Seattle and Bremerton (Puget Sound Navy Yard).
All trains daily except when otherwise indicated.
Connecting service between Rio Grande Trailways.
Arrives and departs from C. St. P. M. & O. Webster St. Station, Omaha.
Bus to and from Rochester.
Time from 12.01 midnight to 12.00 noon shown in light face type.
Time from 12.01 noon to 12.00 midnight shown in heavy face type.

ROUND TRIP RAIL FARES

Large table titled 'ROUND TRIP RAIL FARES' with columns for 'TO FROM' and various destinations (Los Angeles, San Diego, San Francisco, Portland, etc.) and rows for different routes and fares.

† From Minneapolis First Class fare 32 cents lower, Coach Class fare 25 cents lower.
• Applies to Los Angeles and San Diego. Fares to San Francisco slightly higher.
• Applies only to Portland. Fares to Tacoma or Seattle slightly higher.
• Applies one way via Omaha and one way via Northern Lines.
• Fare to Ogden slightly lower.
• Fare to Walla Walla slightly lower.
• To Spokane only.

PULLMAN SLEEPING CAR RATES

These rates are compiled from current Pullman Co. tariffs and published as a convenience for patrons. Effective March 23, 1949, and subject to change without notice.

Rates between Points of Service Shown below. Charges Shown Do Not Include Federal Tax.

See Page 43 for Rates for Upper Berths, Drawing Rooms, Compartments, Bedrooms, Roomettes, etc., Based on Applicable Lower Berth

Chicago	St. Paul Minneapolis	Co. Bluffs Omaha	St. Louis	Kansas City	Denver	BETWEEN		Salt Lake City	Butte	Portland	Seattle Tacoma	Los Angeles	San Francisco
Double Lower Standard Berth	Double Lower Standard Berth	Double Lower Standard Berth	Double Lower Standard Berth	Double Lower Standard Berth	Double Lower Standard Berth	AND		Double Lower Standard Berth	Double Lower Standard Berth	Double Lower Standard Berth	Double Lower Standard Berth	Double Lower Standard Berth	Double Lower Standard Berth
\$15.25	\$*15.50	\$12.00	\$15.25	\$12.00	\$ 9.25	Boise..... Ida.		\$ 4.10	\$ 5.35	\$ 5.35	\$06.95	\$*10.95	\$*11.85
8.65	10.65	12.00	10.05	12.00	16.50	Boston..... Mass.		19.65	25.15	25.15	25.15	25.75	25.75
12.85	*13.55	10.05	12.60	10.65	8.90	Butte..... Mont.		4.80	7.50	7.50	P 7.50	11.15	11.15
*16.10	*16.10	*13.55	*16.10	*14.15	*10.10	Cedar City..... Utah		3.50	*8.30	*12.15	*13.55	6.00	G*10.10
9.25	8.65	5.70	9.25	7.20	Cheyenne..... Wyo.		5.70	7.50	12.60	12.60	12.60	12.60
.....	3.50	4.10	3.50	4.10	9.25	Chicago..... Ill.		12.60	12.85	18.25	18.25	18.25	18.25
9.25	8.65	5.70	8.65	5.70	Denver..... Colo.		6.60	8.90	12.85	12.85	13.40	13.40
D12.60	D*13.55	D10.05	D12.60	D10.65	D 7.20	Idaho Falls..... Ida.		3.50	3.50	7.50	8.90	9.50	10.40
4.10	5.05	3.50	3.50	3.50	5.70	Kansas City..... Mo.		10.65	10.65	15.75	15.75	15.75	15.75
14.45	13.95	11.15	14.45	11.75	8.35	Ketchum (Sun Valley)..... Ida.		3.80	4.45	6.60	M 8.35	10.65	10.65
16.05	15.75	13.40	16.05	14.20	10.40	Las Vegas..... Nev.		4.80	8.65	*13.45	*14.85	3.80	G* 7.90
16.05	*16.90	13.40	*17.45	13.95	12.00	Lewiston..... Ida.		7.75	7.75	3.80	*15.50	H*11.00
18.25	18.25	15.75	17.50	15.75	13.40	Los Angeles..... Cal.		7.75	11.15	L10.40	E11.75	L 4.10
15.25	15.00	12.25	15.25	12.85	8.90	Lund..... Utah		3.50	6.95	*12.15	*13.55	5.70	G* 9.80
3.50	3.50	5.05	5.05	8.65	Minneapolis..... Minn.		12.60	*13.25	*19.25	*19.25	18.25	18.25
7.75	10.65	11.15	9.25	11.15	15.75	New York..... N. Y.		18.85	19.10	25.15	25.15	25.15	25.15
12.60	12.60	10.05	12.60	10.65	6.60	Ogden..... Utah		4.10	4.10	8.35	K10.05	7.75	7.75
4.10	3.50	4.10	3.50	5.70	Omaha-Council Bluffs..... Mo.		10.05	10.05	15.75	15.75	15.75	15.75
15.75	*16.90	13.40	15.25	13.95	10.65	Pendleton..... Ore.		6.60	6.00	3.50	N 4.80	A13.10	H*10.70
7.20	10.05	10.65	8.65	10.65	15.25	Philadelphia..... Pa.		18.25	18.50	24.30	24.30	24.30	24.30
12.60	*13.55	10.05	12.60	10.65	6.95	Pocatello..... Ida.		3.50	3.50	7.20	8.65	8.90	10.40
18.25	*19.25	15.75	17.50	15.75	12.85	Portland..... Ore.		8.65	7.50	3.50	L10.40	L 7.20
16.80	16.50	13.95	16.80	15.00	11.15	Reno..... Nev.		5.70	9.25	L 3.50	L 3.50
18.25	18.25	15.75	17.50	15.75	12.60	Sacramento..... Cal.		7.20	10.65	L 6.95	F 8.35	L 4.10
12.60	12.60	10.05	12.60	10.65	6.60	Salt Lake City..... Utah		4.80	8.65	10.05	7.75	7.75
18.25	18.25	15.75	17.50	15.75	13.40	San Francisco..... Cal.		7.75	11.15	L 7.20	C 8.65	L 4.10
18.25	*19.25	15.75	17.50	15.75	12.85	Seattle..... Wash.		10.05	P 7.50	3.50	H11.75	H 8.65
13.95	13.95	10.65	13.95	11.15	7.75	Shoshone..... Ida.		3.50	3.80	6.60	B 7.75	10.05	*10.65
.....	5.70	Sioux City..... Ia.		10.05	*13.55	15.75	15.75	15.75	15.75
15.75	*16.90	13.40	15.25	13.95	12.00	Spokane..... Wash.		8.65	P 4.10	4.10	P 4.10	A13.65	H10.65
3.50	5.05	4.10	3.50	8.65	St. Louis..... Mo.		*12.60	*12.60	*17.50	*17.50	*17.50	*17.50
3.50	3.50	5.05	5.05	8.65	St. Paul..... Minn.		12.60	*13.55	19.25	*19.25	18.25	18.25
14.45	13.95	11.15	14.45	11.75	8.35	Sun Valley (Ketchum)..... Ida.		3.80	4.45	6.60	M 8.35	10.65	10.65
18.25	*19.25	15.75	17.50	15.75	12.85	Tacoma..... Wash.		10.05	P 7.50	3.50	H11.15	H 8.35
12.60	*13.55	10.05	12.60	10.65	8.65	Victor..... Ida.		3.50	3.50	8.90	8.90	10.40	*11.25
15.75	*16.90	13.40	15.25	13.95	11.50	Walla Walla..... Wash.		7.20	* 9.20	3.50	* 7.00	*13.65	H*10.70
7.20	10.05	10.65	7.75	10.05	14.45	Washington..... D. C.		18.25	18.50	24.30	24.30	23.75	23.75
D12.60	*13.55	D10.05	D12.60	D10.65	D 8.65	West Yellowstone..... Mont.		3.50	3.50	8.90	8.90	10.40	10.40

Lower Standard Berth Rate Between Las Vegas, Nevada and Cedar City, Utah, \$3.50

- (A) Via Pocatello and Salt Lake City.
- (B) From Tacoma, lower standard berth, \$7.50.
- (C) Via Southern Pacific Company and Portland. From Tacoma lower standard berth, \$8.35.
- (D) Also applies via Ogden. Where through car is operated via Salt Lake City charge for side trip Ogden to Salt Lake City and return with privilege of occupying car at Salt Lake City during one-half day's stop-over is \$1.15. When change of cars is necessary and passengers transfer at Salt Lake City instead of Ogden there is no charge for the side trip.
- (E) Via Southern Pacific Company and Portland. From Tacoma, lower standard berth, \$11.15.
- (F) Via Southern Pacific Company and Portland. From Tacoma, lower standard berth, \$7.75.
- (G) Via Los Angeles.
- (H) Via Southern Pacific Company and Portland.
- (K) From Tacoma, lower standard berth, \$9.50.
- (L) Via Southern Pacific Company.
- (M) From Tacoma, lower standard berth, \$7.75.
- (N) From Tacoma, lower standard berth, \$4.10.
- (P) Via Direct Lines.
- (Q) From Tacoma, lower standard berth \$6.60.
- (R) Berth rates to and from Cheyenne, Denver and west apply via Omaha or via Kansas City.

* Made combination of fares.
⊗ Rates effective and service available only during Park Summer Season.

Bedroom Rates: Bedrooms are available on most Union Pacific trains, including the Streamliner trains. See equipment pages 6 to 19 inclusive. Double bedrooms have upper and lower berths. Duplex-Single Bedrooms have only one berth. (See table on opposite page). When occupied by one person, only one rail ticket required.

Exclusive Space Occupancy by One Person: One and one-fourth railroad tickets must be purchased for exclusive use of drawing-room; one and one-tenth tickets for compartment. If Streamliner "City of Los Angeles" or "City of San Francisco" is used, one and one-tenth first class special service charge tickets are required for exclusive occupancy of a compartment, and one and one-fourth first class special service charge tickets for exclusive occupancy of a drawing-room. These tickets are in addition to the regular rail and Pullman tickets. Exception: Only one rail ticket is required for use of a compartment between Chicago, Ill., and Butte, Mont., or Pendleton, Ore., and points north and west thereof (also West Yellowstone, Mont., and Victor, Idaho).

Double Lower Standard Berth Rate to Los Angeles and Las Vegas from points shown; quoted via Pocatello, Idaho and Salt Lake City, Utah.

BETWEEN		
Ayer, Wash. and Los Angeles.....		\$13.65
Cheney, Wash. and Los Angeles.....		13.65
La Grande, Ore. and Los Angeles.....		12.60
Marengo, Wash. and Los Angeles.....		13.65
Umatilla, Ore. and Los Angeles.....		13.40
Walla, Wash. and Los Angeles.....		13.65

BETWEEN		
Ayer, Wash. and Las Vegas, Nev.....		\$11.50
La Grande, Ore. and Las Vegas, Nev.....		9.80
Pendleton, Ore. and Las Vegas, Nev.....		10.40
Shoshone, Ida. and Las Vegas, Nev.....		7.20
Spokane, Wash. and Las Vegas, Nev.....		12.25
Umatilla, Ore. and Las Vegas, Nev.....		10.65
Walla, Wash. and Las Vegas, Nev.....		10.95

Table of Rates for Various Accommodations in Standard Pullman Sleeping Cars Effective November 18, 1948

(Charges shown do not include federal tax)

Where Lower Berth Rate is	Upper Berth Rate is	Roomette for one Person is	Duplex Single Room for one Person is	Bed Room for one Person is	Bed Room for two Persons is	Bed R'm Suite for two or more Persons is	Com-partm't for one Person is	Com-partm't for two Persons is	Drawing Room for one Person is	Drawing Room for two Persons is
3.50	2.60	4.85	5.50	6.65	7.70	13.30	7.90	9.60	10.50	13.30
3.80	2.90	5.30	6.10	7.20	8.35	14.40	8.55	10.90	11.40	14.40
4.10	3.10	5.75	6.60	7.80	9.00	15.60	9.25	11.55	12.30	15.60
4.45	3.40	6.20	7.10	8.45	9.80	16.90	10.00	12.85	13.35	16.90
4.80	3.60	6.65	7.55	9.10	10.55	18.20	10.80	13.45	14.40	18.20
5.05	3.85	7.15	8.05	9.60	11.10	19.20	11.35	14.15	15.15	19.20
5.35	4.10	7.50	8.60	10.15	11.75	20.30	12.05	15.40	16.05	20.30
5.70	4.30	7.95	9.10	10.85	12.55	21.70	12.85	16.00	17.10	21.70
6.00	4.60	8.40	9.60	11.40	13.20	22.80	13.50	17.25	18.00	22.80
6.25	4.80	8.80	10.05	11.90	13.75	23.80	14.05	17.85	18.75	23.80
6.60	5.00	9.20	10.50	12.55	14.50	25.10	14.85	18.40	19.80	25.10
6.95	5.25	9.65	11.00	13.20	15.30	26.40	15.65	19.60	20.85	26.40
7.20	5.45	10.05	11.50	13.70	15.85	27.40	16.20	20.20	21.60	27.40
7.50	5.70	10.45	12.00	14.25	16.50	28.50	16.90	21.40	22.50	28.50
7.75	5.90	10.85	12.45	14.75	17.05	29.50	17.45	21.90	23.25	29.50
8.10	6.10	11.25	12.80	15.40	17.80	30.80	18.25	22.50	24.30	30.80
8.35	6.35	11.75	13.35	15.85	18.35	31.70	18.80	23.70	25.05	31.70
8.65	6.55	12.10	13.80	16.45	19.05	32.90	19.45	24.20	25.95	32.90
8.90	6.80	12.50	14.30	16.90	19.60	33.80	20.05	25.40	26.70	33.80
9.25	7.00	12.95	14.75	17.60	20.35	35.20	20.80	26.05	27.75	35.20
9.50	7.20	13.35	15.20	18.05	20.90	36.10	21.40	26.55	28.50	36.10
9.80	7.45	13.70	15.70	18.60	21.55	37.20	22.05	27.75	29.40	37.20
10.05	7.65	14.15	16.10	19.10	22.10	38.20	22.60	28.30	30.15	38.20
10.40	7.90	14.50	16.60	19.75	22.90	39.50	23.40	29.45	31.20	39.50
10.65	8.10	14.85	17.00	20.25	23.45	40.50	23.95	29.95	31.95	40.50
10.95	8.30	15.30	17.45	20.80	24.10	41.60	24.65	30.50	32.85	41.60
11.15	8.55	15.65	17.90	21.20	24.55	42.40	25.10	31.65	33.45	42.40
11.50	8.70	16.05	18.35	21.85	25.30	43.70	25.90	32.15	34.50	43.70
11.75	8.95	16.45	18.75	22.35	25.85	44.70	26.45	33.30	35.25	44.70
12.00	9.15	16.80	19.20	22.80	26.40	45.60	27.00	33.80	36.00	45.60
12.25	9.35	17.15	19.60	23.30	26.95	46.60	27.55	34.30	36.75	46.60
12.60	9.55	17.60	20.10	23.95	27.70	47.90	28.35	35.45	37.80	47.90
12.85	9.75	17.95	20.50	24.40	28.25	48.80	28.90	36.00	38.55	48.80
13.10	10.00	18.35	21.00	24.90	28.80	49.80	29.50	37.15	39.30	49.80
13.40	10.20	18.75	21.35	25.45	29.50	50.90	30.1			