

TRAFFIC REPRESENTATIVES . . . UNION PACIFIC RAILROAD

ABERDEEN, WASH.—3 Union Passenger Station, K and River Sts.— Phone 1045
 C. H. JACKA General Agent
 ALHAMBRA, CALIF.—City Tkt. Office, 51 S. Garfield Av. — Phone Atlantic 18763
 A. L. GETMAN (or Phone Cumberland 32624) Ticket Agent
 ASTORIA, ORE.—116 Twelfth Street— Phone 304
 FLOYD C. FOSTER Traveling Freight and Passenger Agent
 ATLANTA 3, GA.—1232 Healey Building— Phone Lamar 6261
 P. S. SMITH General Agent
 BEND, ORE.—112 Oregon Ave.— Phone 63
 H. D. ATTHON General Agent
 BIRMINGHAM 3, ALA.—701 Brown-Marx Building— Phone 7-1837
 J. E. PILON District Freight and Passenger Agent
 BOISE, IDAHO—City Ticket Office, Idaho Bldg., 212 No. 8th St.— Phone 414
 KAY L. JOHNSON General Agent
 BOSTON 8, MASS.—208 Old South Bldg., 294 Washington St.—
 M. W. COONERTY (Phone Hubbard 2-6380) General Agent
 BREMERTON, WASH.—Consolidated Ticket Office, 228 First St.— Phone 722
 S. S. HARVEY Ticket Agent
 BUTTE, MONT.—609 Metals Bank Bldg., 8 West Park Street— Phone 22389
 J. D. FORD General Agent
 Consolidated Ticket Office—2 North Main Street— Phone 3275
 D. E. WILDER Ticket Agent
 CHEYENNE, WYO.—City Ticket Office, 120 W. 16th St.— Phone 4421
 C. E. ASTLER General Agent
 CHICAGO 3, ILL.—9 South LaSalle Street at Madison— Phone Randolph 6-0141
 D. H. VOLTZ Traffic Manager
 C. A. POLLOCK General Freight Agent
 M. R. BRYAN General Agent, Freight Department
 City Ticket Office, 1 South LaSalle Street—
 JOHN C. FOLLOCK (Phone Randolph 6-0141) General Passenger Agent
 CINCINNATI 2, OHIO—303 Dixie Term. Bldg., 4th & Walnut Sts.—Phone Main 0144
 F. B. SWOPE General Agent
 CLEVELAND 13, OHIO—1407 Terminal Tower, 50 Public Square—General Agent
 G. A. BROWN (Phone Main 3070)
 COUNCIL BLUFFS, IA.—Union Pacific Transfer Depot— Phone 6134
 W. M. CALHOUN Freight and Passenger Agent
 DALLAS 1, TEXAS—2108 Mercantile Bank Bldg.— Phone Riverside 1778
 CARROLL M. BROWN General Agent
 DENVER 2, COLO.—City Ticket Office, 535 17th Street— Phone Keystone 4141
 P. F. ECHELE Traffic Manager
 M. A. LIGHT General Freight Agent
 K. N. MIDDLEKAUFF General Agent, Passenger Department
 DES MOINES 9, IOWA—407 Equitable Bldg., 6th & Locust Sts.— Phone 3-0583
 EUGENE R. FIELD General Agent
 DETROIT 26, MICH.—612 Book Building, 1249 Washington Boulevard—
 C. J. STEGEMAN (Phone Woodward 1-7794) Traffic Manager
 EAST LOS ANGELES, CALIF.—5454 Ferguson Drive— Phone Angelus 6509
 J. J. WALKER Ticket Agent
 EUGENE, ORE.—201 Ardel Offices, 33 East 10th Ave.— Phone 4440
 ALAN B. TAYLOR General Agent
 FRESNO 1, CALIF.—207 Rowell Bldg., Tulare St. and Van Ness Ave.—Phone 4-0571
 H. G. PELLETIER General Agent
 GERING, NEBR.—Union Pacific Station— Phone 35
 S. C. CLARKE General Agent
 GLENDALE 3, CALIF.—City Ticket Office, 404½ North Brand Boulevard—
 W. A. SHOOK (Phone Citrus 1-2174 or Citrus 6-1370) General Agent
 HOLLYWOOD 28, CALIF.—City Ticket Office, 6702 Hollywood Blvd.—
 V. J. SCHMITTROTH (Ph. Hillside 0221) Gen'l Agt., Passenger Department
 HUNTINGTON PARK, CALIF.—City Ticket Office, 7002 Pacific Blvd.—
 R. H. LUND (Phone Kimball 9281) Passenger Agent
 KANSAS CITY 6, MO.—200 Waldheim Bldg., 6 East Eleventh St.— Ph. Victor 6530
 D. R. ALEXANDER General Freight and Passenger Agent
 L. G. STAHL General Agent, Freight Department
 City Ticket Office—2 East Eleventh Street—
 E. E. SWANSON (Phone Victor 6530) General Agent, Passenger Department
 LAS VEGAS, NEV.—Union Pacific Station— Phone 1120
 R. A. BLONDE Special Representative
 LEWISTON, IDAHO—Room 7, Union Depot— Phone 1163
 H. J. BERGER General Agent
 LINCOLN 8, NEBR.—City Ticket Office, 130 So. 13th St.— Phone 2-6517
 A. H. GENGE General Agent
 LONG BEACH 2, CALIF.—City Ticket Office, 144 Pine Avenue— Phone 7-2931
 H. J. DELACY General Agent
 LONGVIEW, WASH.—
 GUY L. ANDERSON, Freight Station, Phone 818— General Agent
 C. F. HEATH, Ticket Office, 1225 Broadway, Phone 815— Ticket Agent
 LOS ANGELES 14, CALIF.—Union Pacific Bldg., 422 W. 6th Street—
 W. T. PRICE (Phone Trinity 9211) Traffic Manager
 GAYLORD F. ALLEN Assistant Traffic Manager
 C. F. FARMER General Passenger Agent
 E. C. RASMUSSEN General Freight Agent
 Union Pacific Building—608 So. Olive Street— Phone Trinity 9211
 C. F. HALLSMAN General Agent, Passenger Department
 W. F. NASH—610 So. Olive Street— General Agent, Freight Department
 MEMPHIS 3, TENN.—1720 Sterick Bldg.—8 North Third St.— Phone 5-6220
 W. B. MARKHAM District Freight and Passenger Agent
 MILWAUKEE 3, WIS.—814 Warner Bldg., 212 W. Wisconsin Ave.—
 K. T. MINDEMANN (Phone Marquette 8-7833) General Agent
 MINNEAPOLIS 2, MINN.—890 Northwestern Bank Bldg., 620 Marquette Ave.—
 EMIL W. MAU (Phone Main 2461) General Agent
 NEW ORLEANS 12, LA.—504 Canal Bldg., 210 Baronne Street—
 D. V. RICKSON (Phone Canal 2274) General Agent


NEW YORK 20, N.Y.—626 Fifth Ave., Suite 350, Rockefeller Center—
 H. L. LAUBY (Phone Circle 8-4900) Eastern Traffic Manager
 C. H. SALTMAIER (Phone Circle 6-4900) General Agent, Passenger Department
 H. C. YERGER (Phone Circle 6-4908) General Agent, Freight Department
 OAKLAND 12, CALIF.—215 Central Bank Bldg., 436 14th St. Phone Glencourt 1-8578
 L. M. LAYNE General Agent
 OGDEN, UTAH—City Ticket Office, Ben Lomond Hotel Bldg.— Phone 5533
 J. F. BAKER General Agent
 OMAHA 2, NEBR.—City Ticket Office—Corner 15th & Dodge Streets—
 WALTER CONREY (Phone Jackson 6822) Gen'l Agent, Passenger Department
 W. W. JOHNS General Agent, Freight Department
 City Ticket Office—1614 Farnam Street— Phone Jackson 5822
 W. W. NEILL Ticket Agent
 PASADENA 1, CALIF.—Un. Pac. Station, 205 W. Colorado St.—Ph. Sycamore 2-4107
 L. A. WIRGLER General Agent
 PHILADELPHIA 2, PA.—904 Girard Trust Bldg., Broad St. & So. Penn Sq.—
 MORTON MANN (Phone Rittenhouse 6-2170) General Agent
 PITTSBURGH 22, PA.—1419 Oliver Bldg., Smithfield Street and Sixth Avenue—
 SAM REINHARDT (Phone Atlantic 0360) General Agent
 POCATELLO, IDAHO—Union Pacific Passenger Station— Phone 868
 R. A. ANDERSON General Agent
 POMONA, CALIF.—Union Pacific Passenger Station— Phone Lycoming 2-3561
 E. C. MALLON Passenger and Freight Traffic Agent
 PORTLAND 5, ORE.—751 Pittock Block— Phone Broadway 7771
 C. W. EVERS Traffic Manager
 J. C. CUMMING General Passenger Agent
 T. J. DOWD General Freight Agent
 DON SUTHERLAND General Agent, Freight Department
 City Ticket Office—701 S. W. Washington Street— Phone Broadway 7771
 N. B. FALLAS General Agent, Passenger Department
 RENO, NEV.—25 Cladianos Bldg., 118 West 2nd St. Phone 4881
 E. E. LARKIN General Agent
 RIVERSIDE, CALIF.—Union Pacific Pass. Station, 7th & Vine Sts.— Phone 626
 J. L. BRECHIN General Agent
 ST. JOSEPH 2, MO.—City Ticket Office, 516 Francis Street— Phone 2-5485
 F. F. ROBINSON General Freight and Passenger Agent
 ST. LOUIS 1, MO.—1223 Ambassador Bldg., 411 North 7th St.—Phone Chestnut 7752
 T. W. GURSKY General Agent
 SACRAMENTO 14, CALIF.—217 Forum Bldg., 1107 Ninth St.— Phone 2-1025
 F. A. FOX General Agent
 SALINA, KANS.—Third and Ash Streets— Phone 297
 J. M. BROWN General Agent
 SALT LAKE CITY 1, UTAH—Union Pacific Bldg., 10 So. Main St.— Phone 3-1544
 J. W. PADDEN Traffic Manager
 A. G. BLOOM General Passenger Agent
 City Ticket Office—Hotel Utah, Main and So. Temple Streets— Phone 3-1544
 W. J. THOMAS General Agent, Passenger Department
 F. L. MORGAN General Agent, Freight Department
 SAN DIEGO 1, CALIF.—City Ticket Office, 320 Broadway—Phone Franklin 7241
 H. G. LARIMER General Agent
 SAN FRANCISCO 2, CALIF.—291 Geary Street— Phone Garfield 1-6030
 H. A. LAWRENCE Traffic Manager
 B. P. COSTELLO General Agent, Freight Department
 City Ticket Office—Geary at Powell Street— Phone Garfield 1-6030
 H. W. HICKS General Passenger Agent
 SAN JOSE 7, CALIF.—206 1st Nat. Bk. Bldg., Santa Clara & 1st Sts.—Ph. Ballard 1634
 E. A. COONS General Agent
 SAN PEDRO, CALIF.—City Ticket Office, 805 So. Pacific Avenue—
 J. V. CONNETT (Phone Terminal 2-7531) General Agent
 SANTA ANA, CALIF.—City Ticket Office, 305 North Main Street—
 WALTER DITTMER (Phone Kimberly 23979) General Agent
 SANTA MONICA, CALIF.—City Ticket Off., 307 Santa Monica Blvd.—Phone 51213
 W. A. CHENEY General Agent
 SEATTLE 4, WASH.—204 Union Sta., 4th Ave. & Jackson St.— Phone Elliott 6933
 H. M. WEST Assistant Traffic Manager
 P. A. AULENBACHER General Agent, Freight Department
 City Ticket Office—1300 Fourth Avenue at University, Seattle 1—
 A. L. IVES (Phone Elliott 6933) General Agent, Passenger Department
 SIOUX CITY 9, IOWA—405 Commerce Bldg., 520 Neb. St.— Phone 5-8328
 J. F. TURRENTINE General Agent, Freight Department
 SPOKANE 8, WASH.—City Ticket Office—727 Sprague Ave., Corner Post St.—
 J. R. LIVSEY (Phone Main 4121) General Agent
 STOCKTON 6, CALIF.—207 California Bldg., 11 So. San Joaquin St.— Phone 2-5951
 V. J. CHRISTENSEN District Freight and Passenger Agent
 SUN VALLEY, IDAHO— Phone Sun Valley 3311
 W. H. WATSON Transportation Agent
 TACOMA 2, WASH.—City Ticket Office, 114 So. Ninth St.— Phone Broadway 2275
 F. G. ROTHWELL General Agent
 TORONTO, ONT.—201-2 Canadian Pacific Bldg., 69 Yonge St.— Phone Elgin 7239
 W. W. CREIGHTON General Agent
 TULSA 3, OKLA.—823 Kennedy Bldg., 321 South Boston St.— Phone 26859
 L. B. BRADLEY General Agent
 WALLA WALLA, WASH.—1st Natl. Bank Bldg., 2nd & Alder Sts.— Phone 30
 J. H. CUNNINGHAM General Agent
 WASHINGTON 5, D. C.—600 Shoreham Bldg., 15th and H Sts., N. W.—
 HOWARD B. BLANCHARD (Phone Republic 0600) Washington Representative
 R. T. PAYNE General Agent
 WINSTON-SALEM 3, N. C.—632 Reynolds Bldg., 4th and Main Sts.—Phone 2-4851
 D. R. WALKER Traveling Freight and Passenger Agent
 YAKIMA, WASH.—Union Pacific Building, 104 W. Yakima Ave.— Phone 4181
 V. E. BUCHANAN General Agent

June 11, 1949

June 11, 1949

UNION PACIFIC RAILROAD

TIME TABLES



UNION PACIFIC RAILROAD

TIME TABLES



C. J. COLLINS
 General Passenger Traffic Manager
 OMAHA 2, NEBR.

W. T. BURNS, Vice-President—Traffic
 OMAHA 2, NEBRASKA

J. R. MacANALLY
 General Freight Traffic Manager
 OMAHA 2, NEBR.

GENERAL INDEX

Table with 4 columns: Section, Page, Section, Page. Lists various sections like General Information, Branch Lines in Utah, etc.

GENERAL INFORMATION

Not Responsible. The Union Pacific Railroad is not responsible for errors in time tables, inconvenience or damage resulting from delayed trains or failure to make connections; schedules, consists and designations of trains shown herein are subject to change without notice.

Children under 5 years of age free, when accompanied by parent or guardian; 5 years of age and under 12, one-half fare; 12 years of age or over, full fare:

Exception: In connection with special service charge tickets on streamliner trains, City of Los Angeles and City of San Francisco, the following will govern:

Children of (5) years of age and over will be assessed the adult service charge. Children under (5) years of age must be accompanied by parent or adult guardian. Children under five (5) years of age not occupying space in coaches or sleeping cars to the exclusion of other passengers will not be assessed a special service charge.

No person, who because of mental, physical or other disability, is incapable of caring properly for himself or herself will be received as a passenger unless accompanied by a competent attendant, and no contract for transportation or ticket purchased by or for such a person in contravention of this rule shall be valid.

Adjustment of Fares. In case of dispute with Conductors or Agents, pay the fare required, take receipt and write to C. J. Collins, General Passenger Traffic Manager, Union Pacific Railroad, Omaha 2, Nebraska.

Redemption of Tickets. Tickets unused, or partly used, will be redeemed under tariff regulations at proper value, after deducting proper tariff charges for service rendered thereon.

Limit on Tickets. All regular local and interline one-way tickets will be limited to 30 days in addition to date of sale. Stop-overs will be allowed at all points within limit, upon application to conductor without deposit of ticket.

Side Trips, Stopover and Optional Routes. Ask your local ticket agent or Union Pacific representative for details regarding stop-overs, side trips and optional routes.

Baggage Maximums. For passengers presenting adult ticket, 150 pounds; children's half-fare ticket, 75 pounds. Free allowances subject to tariff stipulations as to contents, weight, value and size.

Baggage Valuation. Checkable baggage consists of wearing apparel, toilet articles (except liquids) and such personal effects as the passenger may need for use while on the journey. Jewelry, money, valuables, dishes, glassware, liquids, radios, etc., are not checkable and should not be included in baggage.

Passengers are urged, for the convenience and comfort of themselves and others on the train, to check all of their hand baggage except that actually needed for personal use enroute. It will be given best of care in the baggage car and be quickly available at the end of the journey.

Value of baggage must be declared at time of checking on prescribed form in passengers own handwriting. Checkable baggage should be enclosed in strong locked containers, plainly marked with name and permanent address of owner.

Railroads will not be responsible for loss or damage to articles not properly checkable as baggage, or damage caused to legitimate baggage thereby.

Lost Articles should be inquired for by addressing H. C. Forgy, Manager, Mail Baggage and Express Traffic, Union Pacific Railroad, Omaha 2, Nebraska.

Union Pacific Rail Tickets Good Optionally on Buses of Interstate Transit Lines or Union Pacific Stages, Inc. Tickets good for passage over Union Pacific rail lines between any two points between which the Interstate Transit Lines or Union Pacific Stages, Inc., furnish motor bus service will be honored on motor buses with some exceptions. Consult Agent.

In cases where the Interstate Transit Lines or Union Pacific Stages, Inc., do not parallel the Union Pacific but reach a point located on a branch line of the Union Pacific, rail tickets will be honored to such branch line point by Union Pacific Railroad and from such point by the Interstate Transit Lines or Union Pacific Stages, Inc., or the reverse; provided published round trip rail side trip fare or double local is collected from main line junction and side trip rail coupons are attached to the through ticket.

This applies to all classes of tickets—one-way or round trip—except Caretakers or Drivers tickets, tickets endorsed "Railroad Special Rate Order," or tickets endorsed "not good on Motor Bus." Ask agent for particulars.

Mileage on mile posts reads from Council Bluffs, Iowa, legal eastern terminus of the Union Pacific. Mileage in this folder is shown from Omaha because passengers (for operating reasons) transfer at that point, unless traveling in through trains or cars. This accounts for the difference of 2 or 3 miles between mile post and time table mileage in certain instances.

INDEX TO UNION PACIFIC STATIONS

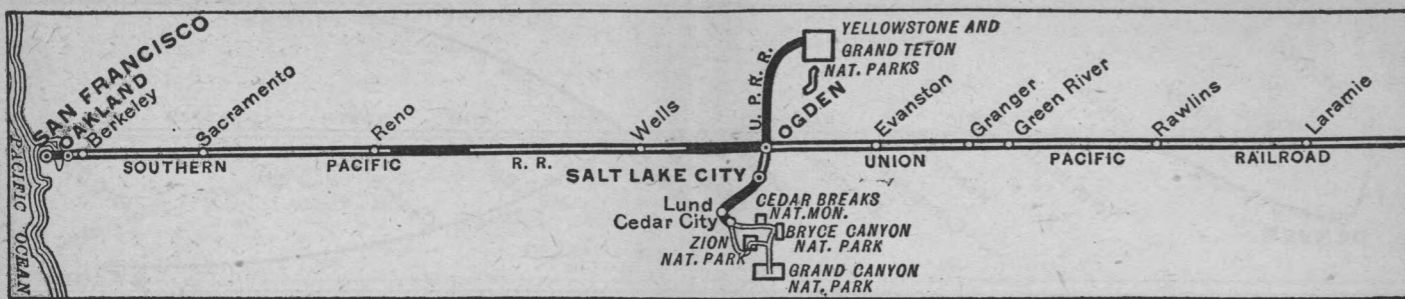
Each Time Table Is numbered. The numbers opposite the Stations are the numbers of the time tables in which the stations are shown.

Stations marked * are located on Divisions indicated by table numbers, but are not shown in folder tables.

Large index table with multiple columns listing station names and corresponding time table numbers. Includes stations like Aberdeen, Idaho; Avon, Utah; Blair, Kans.; etc.

UNION PACIFIC TRAINS USE THESE STATIONS

Table listing station locations for various Union Pacific train lines, such as Boise, Idaho; Oakland, Calif.; Portland, Oregon; Seattle, Wash.; etc.



NEW YORK, CHICAGO and ST. LOUIS to SAN FRANCISCO via Omaha

Table B Condensed Schedules All Trains Daily	Streamliner City of San Francisco 101 Daily Example	San Francisco Overland 27 Daily Example	Gold Coast 23 Daily Example
Lv New York (E.S.T.) N.Y.C.		11.00 SAT	
Ar Chicago (C.S.T.)		3.00 SUN	
Lv New York (EST) Penn.R.R.		11.40 SAT	
Lv N. Phila., Pa. (E.S.T.)		1.09 SUN	
Ar Chicago (C.S.T.)		3.40 SUN	
C. & N. W.			
Lv Chicago (C.S.T.)	7.30 SUN	8.00 SUN	8.10 SUN
Lv Clinton	9.44 "	10.25 "	11.15 SUN
Lv Cedar Rapids	10.55 SUN	11.46 SUN	12.55 MON
Ar Council Bluffs		5.10 MON	7.30 "
Ar Omaha	3.15 MON	5.30 MON	8.00 MON
C. & N. W.			
Lv Minneapolis		203-10-203	201-2-201
Lv St. Paul		9.30 SUN	9.15 SUN
Lv Sioux City		10.10 "	9.55 SUN
Ar Omaha		6.05 "	5.00 MON
		8.35 SUN	7.45 MON
Lv St. Louis (Wab.)			7.15 SUN
Ar Omaha			8.10 MON
Union Pacific			
Lv Omaha (C.S.T.)	3.25 MON	5.45 MON	8.30 MON
Fremont			9.15 "
Columbus			10.03 "
Grand Island	5.25 "	8.25 "	11.25 "
Kearney			12.11 "
North Platte (C.S.T.)	7.10 "	10.40 "	2.00 "
Lv North Platte (M.S.T.)	6.11 "	9.50 "	1.10 "
Sidney	7.55 "	12.10 "	3.50 "
Ar Cheyenne	9.40 "	2.20 "	6.15 "
Lv Cheyenne	9.50 "	2.30 "	6.25 "
Laramie	11.10 "	4.00 "	8.00 "
Rawlins	1.00 "	6.15 "	10.50 MON
Rock Springs			1.25 TUE
Ar Green River	3.10 "	9.00 "	1.50 "
Lv Green River	3.20 "	9.10 "	2.10 "
Evanston	5.00 "	11.17 MON	4.22 "
Ar Ogden (M.S.T.)	6.35 MON	1.03 TUE	6.15 TUE
Lv Salt Lake City (M.S.T.)	5.00 MON	11.30 MON	5.30 TUE
Southern Pacific			
Lv Ogden (M.S.T.)	6.45 MON	1.18 TUE	10.15 TUE
Reno (P.S.T.)	2.27 TUE	11.11 "	10.50 TUE
Truckee		12.09 "	12.01 WED
Ar Sacramento	6.55 "	4.10 "	5.05 "
Lv Sacramento	7.00 "	4.15 "	5.25 "
Ar Berkeley	8.28 "	6.01 "	7.46 "
Oakland (16th St.)	8.38 "	6.12 "	7.58 "
Oakland Pier	8.45 "	6.20 "	8.05 "
Ar San Francisco (P.S.T.)	9.15 TUE	6.50 TUE	8.50 WED

Footnotes for Page 8

- ⊙ Club and lounge cars are for the exclusive use of standard sleeping car passengers.
- ⊠ Conditional stop; see Table 1.
- Extra fare train; see tables 1 and 2.
- ▲ Via Overland Greyhound Bus.
- (f) Stops only on signal.

Equipment for Page 8

★ NO. 101—Streamliner CITY OF SAN FRANCISCO—Daily—Extra Fare

Cars from Chicago run via C. & N. W. to Omaha; U. P. to Ogden; S. P. to San Francisco.

Stewardess Service—Chicago to Ogden

Club Car ⊙..... Chicago to San Francisco (Valet, radio).
 Standard Sleeping Cars... Chicago to San Francisco—Drawing-rooms, Compts., Double Bedrooms, Duplex Single Bedrooms, Roomettes, Sections (7 cars).
 Reclining Seat Coaches... Chicago to San Francisco (all seats reserved).
 Coffee Shop Dining Car... A la carte and club or table d'hote service.
 Main Dining Car... A la carte and club or table d'hote service.
 ⊠ The Duplex Single Bedroom cars do not operate every trip. Consult Ticket Agent for particulars.

★ NO. 27—SAN FRANCISCO OVERLAND—DAILY

Pullmans and reserved seat coaches, no extra fare, Chicago to San Francisco.

Cars from Chicago run via C. & N. W. to Omaha; U. P. to Ogden; S. P. to San Francisco.

Club Lounge Car ⊙..... Chicago to San Francisco (Barber, valet, radio).
 Standard Sleeping Cars... New York to San Francisco—10 Sections, Drawing room, Compartments (P.R.R. No. 79 to Chicago).
 New York to San Francisco—8 Sec., D.R., Compts. (N.Y.C. No. 59 to Chicago).
 Chicago to San Francisco—2 Drawing-rooms, 4 Compartments, 4 Double Bedrooms.
 Chicago to San Francisco—6 Sections, 6 Roomettes, 4 Double Bedrooms.
 Salt Lake City to San Francisco—10 Sections, D. R., Compts. (No. 33 to Ogden).
 Reclining Seat Coaches... Chicago and Omaha to San Francisco (3 cars—48 seats each—all reserved).
 Dining Car... A la carte and club or table d'hote service.

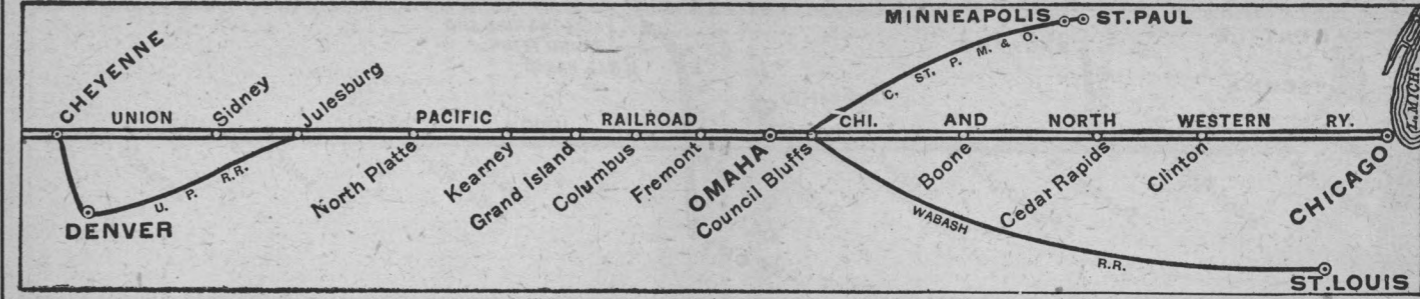
★ NO. 23—GOLD COAST—DAILY

Cars from Chicago run via C. & N. W. to Omaha; U. P. to Ogden; S. P. to San Francisco.

Lounge Car ⊙..... Chicago to San Francisco.
 Standard Sleeping Cars... Chicago to San Francisco—12 Sections, D.R. (3 cars).
 St. Louis via Omaha to San Francisco—12 Sections D. R. (Wab. 11 to Omaha).
 Ogden to San Francisco—12 Sections, D.R.
 Ogden to San Francisco—12 Sections, D.R. (from Denver).
 Reclining Seat Coaches... Chicago to San Francisco.
 Dining Car... A la carte and club or table d'hote service.

- ★ Regularly assigned through cars air-conditioned.
- (E.S.T.) Eastern standard time. (C.S.T.) Central standard time.
- (M.S.T.) Mountain standard time. (P.S.T.) Pacific standard time.

Time from 12:01 midnight to 12:00 noon shown in light face type.
 Time from 12.01 noon to 12.00 midnight shown in heavy face type.



SAN FRANCISCO to CHICAGO, ST. LOUIS, and NEW YORK via Omaha

Table B Condensed Schedules All Trains Daily	Streamliner City of San Francisco 102 Daily Example	San Francisco Overland 28 Daily Example	Gold Coast 24 Daily Example
Southern Pacific			
Lv San Francisco (P.S.T.)	5.00 SUN	11.00 SUN	7.00 SUN
Oakland Pier	5.30 "	11.30 "	7.35 "
Oakland (16th St.)	5.37 "	11.38 "	7.44 "
Berkeley	5.45 "	11.47 "	7.54 "
Ar Sacramento	7.13 "	1.35 "	10.20 "
Lv Sacramento	7.18 "	1.40 "	10.40 SUN
Truckee		5.40 "	f 3.30 MON
Reno (P.S.T.)	11.52 SUN	6.40 SUN	4.45 "
Ar Ogden (M.S.T.)	9.40 MON	6.25 MON	6.00 MON
Union Pacific			
Ar Salt Lake City (M.S.T.)		8.00 MON	10.25 MON
Lv Ogden (M.S.T.)	9.55 MON	6.45 MON	7.45 MON
Evanston	11.23 "	8.32 "	9.55 MON
Ar Green River	1.05 "	10.30 "	12.15 TUE
Lv Green River	1.10 "	10.40 "	12.40 "
Rock Springs			1.00 "
Rawlins	3.25 "	1.25 "	3.40 "
Laramie	5.20 "	3.45 "	6.45 "
Ar Cheyenne	6.30 "	5.05 "	8.15 "
Lv Cheyenne	6.40 "	5.20 "	8.30 "
Sidney	8.00 "	7.05 "	10.20 "
Ar North Platte (M.S.T.)	9.45 "	8.55 "	12.30 "
Lv North Platte (C.S.T.)	10.48 MON	10.05 "	1.40 "
Kearney			3.40 "
Grand Island	12.40 TUE	12.20 TUE	4.45 "
Columbus			5.52 "
Fremont			6.49 "
Ar Omaha	2.50 TUE	3.10 TUE	7.50 TUE
C. & N. W.			
Lv Omaha	3.00 TUE	3.40 TUE	8.30 TUE
Lv Council Bluffs		3.55 "	8.45 TUE
Ar Cedar Rapids	7.05 "	8.38 "	2.35 WED
Ar Clinton	8.20 "	10.05 "	4.35 "
Ar Chicago (C.S.T.)	10.45 TUE	1.00 TUE	8.15 WED
Lv Omaha (Wab.)			8.20 TUE
Ar St. Louis			7.55 WED
C. & N. W.			
Lv Omaha		(204-9-204)	(202-1-202)
Ar Sioux City		9.00 TUE	10.25 TUE
Ar St. Paul		12.01 "	1.05 WED
Ar Minneapolis (C.S.T.)		7.40 "	7.45 "
		8.15 TUE	8.20 WED
Lv Chicago (C.S.T.) N.Y.C.		6.15 TUE	
Ar New York (E.S.T.)		12.15 WED	
Lv Chicago (C.S.T.) Penn.R.R.		4.30 TUE	
Ar N. Phila., Pa. (E.S.T.)		9.27 WED	
Ar New York (E.S.T.)		11.05 WED	

Equipment for Page 9

★ NO. 102—Streamliner CITY OF SAN FRANCISCO—Daily—Extra Fare

Runs via S. P. to Ogden, and via C. & N. W. east of Omaha.

Stewardess Service—Ogden to Chicago

Club Car ⊙..... San Francisco to Chicago—(Valet, radio).
 Standard Sleeping Cars... San Francisco to Chicago—Drawing rooms, Compts., Double Bedrooms, Duplex Single Bedrooms, Roomettes, Sections, (7 cars).
 Reclining Seat Coaches... San Francisco to Chicago—(all seats reserved).
 Coffee Shop Dining Car... A la carte and club or table d'hote service.
 Main Dining Car... A la carte and club or table d'hote service.
 ⊠ The Duplex Single Bedroom cars do not operate every trip. Consult Ticket Agent for particulars.

★ NO. 28—SAN FRANCISCO OVERLAND—DAILY

Pullman and reserved seat coaches, no extra fare, San Francisco to Chicago.

Runs via S. P. to Ogden, and via C. & N. W. east of Omaha.

Club Lounge Car ⊙..... San Francisco to Chicago (Barber, valet, radio).
 Standard Sleeping Cars... San Francisco to New York—10 Sections, Drawing-room, Compartments (P.R.R. No. 42 east of Chicago).
 San Francisco to New York—8 Sections, D. R., Compartments (N.Y.C. No. 22 east of Chicago).
 San Francisco to Chicago—2 Drawing-rooms, 4 Compartments, 4 Double Bedrooms.
 San Francisco to Chicago—6 Sections, 6 Roomettes, 4 Double Bedrooms.
 San Francisco to St. Louis—6 Sections, 6 Roomettes, 4 Double Bedrooms (U.P.-Wab. 10 east of Cheyenne).
 San Francisco to Salt Lake City—10 Sections, D. R., Compts. (No. 37 south of Ogden).
 West Yellowstone to Chicago—10 Sections, D. R., Compts. (Nos. 36-12 to Green River).
 Reclining Seat Coaches... San Francisco to Omaha and Chicago (3 cars—48 seats each—all reserved).
 Dining Car... A la carte and club or table d'hote service.

★ NO. 24—GOLD COAST—DAILY

Runs via S. P. to Ogden, and via C. & N. W. east of Omaha.

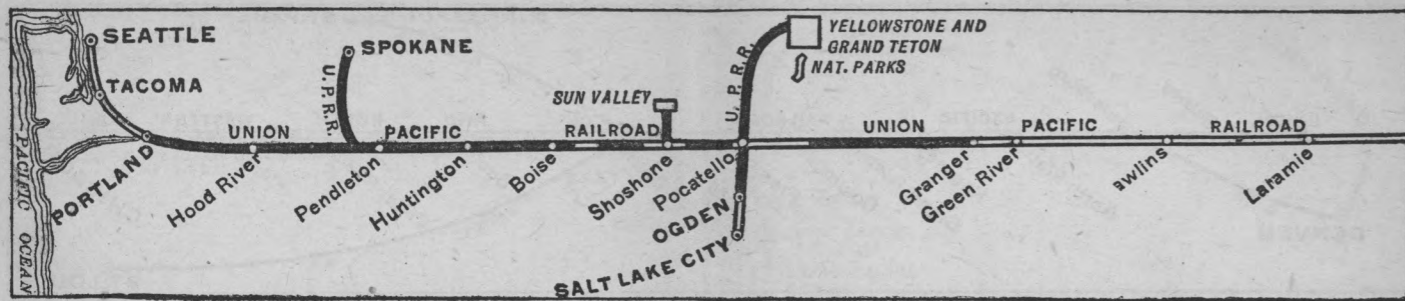
Lounge Car ⊙..... San Francisco to Chicago.
 Standard Sleeping Cars... San Francisco to Chicago—12 Sections, D.R. (3 cars).
 San Francisco to St. Louis via Omaha—12 Sections, D. R. (Wab. 14 east of Omaha).
 San Francisco to Ogden—12 Sections, D.R.
 San Francisco to Ogden—12 Sections, D. R. (for Denver).
 Reclining Seat Coaches... San Francisco to Chicago.
 Dining Car... A la carte and club or table d'hote service.

Footnotes for Page 9

- ⊙ Club and lounge cars are for the exclusive use of standard sleeping car passengers.
- ⊠ Conditional stop; see Table 2.
- Extra fare train; see tables 1 and 2.
- (f) Stops only on signal.
- ★ Regularly assigned through cars air-conditioned.

- (E.S.T.) Eastern standard time. (C.S.T.) Central standard time.
- (M.S.T.) Mountain standard time. (P.S.T.) Pacific standard time.

Time from 12:01 midnight to 12:00 noon shown in light face type.
 Time from 12.01 noon to 12.00 midnight shown in heavy face type.



CHICAGO to PORTLAND and SEATTLE via Omaha

Table C Condensed Schedules All Trains Daily	Streamliner City of Portland 105 Daily Example	Los Angeles Limited- Idahoan 1-3-11 Daily Example	Gold Coast- Portland Rose 23-17 Daily Example
C. & N. W. Lv Chicago (C.S.T.)	6.30 SUN	12.01 SUN	8.10 SUN
Ar Omaha	2.40 MON	9.00 SUN	8.00 MON
Union Pacific			
Lv Omaha	2.50 MON	9.25 SUN	8.30 MON
" Fremont	"	"	9.15 "
" Columbus	"	"	10.03 "
" Grand Island	4.50 "	12.05 MON	11.25 "
" Kearney	"	"	12.11 "
Ar North Platte (C.S.T.)	6.37 "	2.20 "	1.10 "
Lv North Platte (M.S.T.)	6.40 "	1.30 "	1.10 "
" Sidney	7.25 "	3.50 "	3.50 "
Ar Cheyenne	9.10 "	6.00 "	6.15 "
Lv Cheyenne	9.20 "	10.25 "	6.25 "
" Laramie	10.40 "	11.59 "	8.00 "
" Rawlins	12.25 "	2.20 "	10.50 MON
" Rock Springs	"	4.38 "	1.25 TUE
" Green River	2.50 "	5.40 "	3.25 "
" Kemmerer	f 3.58 "	7.04 "	5.05 "
" Montpelier	5.15 "	8.45 "	7.15 "
Ar Pocatello	7.00 MON	10.55 MON	9.45 TUE
Ar West Yellowstone	"	7.30 TUE	(Summer Season Only)
Lv West Yellowstone	(Summer Season Only)	7.30 MON	"
Lv Pocatello	7.10 MON	11.20 MON	10.15 TUE
" Minidoka	"	12.25 TUE	11.25 TUE
Ar Shoshone	8.48 MON	1.15 TUE	12.15 TUE
Lv Shoshone	8.58 MON	1.50 TUE	12.25 TUE
Ar Sun Valley (Ketchum)	10.58 MON	3.50 TUE	2.25 TUE
Lv Sun Valley (Ketchum)	6.30 MON	11.10 MON	10.10 TUE
Ar Shoshone	8.30 MON	1.10 TUE	12.10 TUE
Lv Shoshone	8.48 MON	1.15 TUE	12.15 TUE
" Glenns Ferry	9.40 "	2.30 "	1.45 "
" Boise	10.55 "	4.15 "	3.30 "
" Nampa	11.17 "	5.05 "	4.10 "
" Ontario	"	6.00 "	5.13 "
Ar Huntington (M.S.T.)	12.45 TUE	7.00 "	6.15 "
Lv Huntington (P.S.T.)	11.45 MON	6.10 "	5.25 "
" Baker	f 12.53 TUE	7.35 "	7.00 "
" La Grande	2.10 "	8.55 "	8.35 TUE
" Pendleton	4.25 "	11.25 "	12.01 WED
" Arlington	"	12.55 "	2.20 "
" The Dalles	6.40 "	2.00 "	3.40 "
" Hood River	f 7.08 "	2.35 "	4.20 "
Ar Portland	8.30 TUE	4.15 TUE	6.15 WED
Lv Portland	9.00 TUE	4.30 TUE	9.00 WED
Ar Tacoma	12.57 "	7.50 "	12.57 "
Ar Seattle (P.S.T.)	2.15 TUE	9.00 TUE	2.15 WED

Equipment for Page 10

★ NO. 105—Streamliner CITY OF PORTLAND—DAILY—No Extra Fare
Cars from Chicago run via C. & N. W. to Omaha; thence U. P.
Stewardess Service

Club Lounge Car @ Chicago to Portland (Barber, valet, bath, radio).
Standard Sleeping Cars... Chicago to Portland—2 Drawing Rooms, 4 Compartments, 4 Double Bedrooms.
Chicago to Portland—6 Sections, 6 Roomettes, 4 Double Bedrooms (3 cars).

Reclining Seat Coaches... Chicago to Portland—All seats reserved.
Cafe Lounge Car... Low cost meals and lounge for coach passengers.
Dining Car... A la carte and club or table d'hote service.

★ NO. 1-3-11—LOS ANGELES LIMITED—IDAHOAN—DAILY
C. & N. W. 1 to Omaha; U. P. 1 to Cheyenne;
No. 3 to Green River; No. 11 to Portland.

Club Lounge Car Service @ Chicago to Portland.
Standard Sleeping Cars... Chicago to Cheyenne—Drawing-rooms, Compartments, Bedrooms, Roomettes, Sections (for Los Angeles).
Chicago to West Yellowstone—10 Sections, D. R. Compts. (C&NW 85 to Omaha; No. 3 Omaha to Cheyenne; No. 35 beyond Pocatello).
Cheyenne to Portland—10 Sections, D. R., Compt. (No. 9 from St. Louis).
Pocatello to Portland—12 Sections, D.R. (No. 31 from Salt Lake City).
Pocatello to Boise—10 Sections, D. R., Compt. (No. 31 from Salt Lake City).

Reclining Seat Coaches... Chicago to Cheyenne (No. 1 to Los Angeles—96 seats—all reserved).
Cheyenne to Portland (No. 9 from St. Louis—48 seats—all reserved).
Green River to Portland—(not reserved).
Pocatello to Portland—(No. 31 from Salt Lake City—48 seats—not reserved).

Dining Car... A la carte and club or table d'hote service.

★ NO. 23-17—GOLD COAST—PORTLAND ROSE—DAILY
No. 23 to Green River; No. 17 to Portland.
Cars from Chicago run via C. & N. W. to Omaha; thence U. P.

Club Lounge Car Service @ Chicago to Portland.
Standard Sleeping Cars... Chicago to Portland—12 Sections, D. R. Pocatello to Spokane—12 Sections, D. R. (No. 33 from Salt Lake City; No. 62-20 north of Pendleton).
Denver to Portland—10 Sections, 3 Double Bedrooms (No. 17 through to Portland).
Denver to Portland—10 Sec. 2 D.R. (No. 17 through to Portland).
Green River to Seattle—12 Sections, D. R. (No. 37-17 from Kansas City via Denver; No. 457 beyond Portland).

Reclining Seat Coaches... Chicago to Portland.
Green River to Portland (No. 37-17 from Kansas City via Denver).
Denver to Spokane (No. 17 to Pendleton; No. 62-20 north of Pendleton).

Dining Car... A la carte and club or table d'hote service.

Footnotes for Page 10

⊙ Club and lounge cars are for the exclusive use of standard sleeping car passengers. The City of Portland has a lounge car for coach passengers.

⊠ Conditional stop; see Table 1 or 20. □ Runs via Borie Cut-off; not via Cheyenne.

★ Regularly assigned through cars air-conditioned. (f) Stops only on signal.

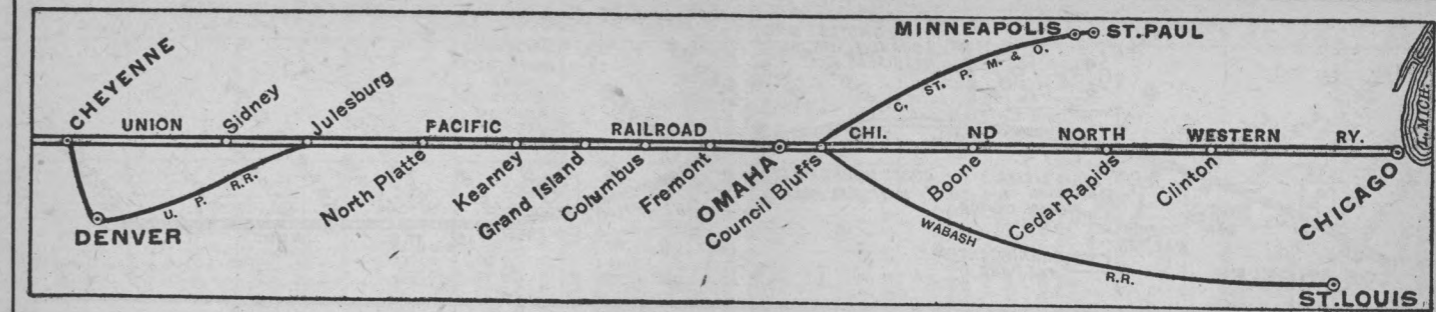
♣ Motor Bus. This service is provided passengers arriving or departing Shoshone and holding through rail tickets to and from Ketchum and room reservations at Sun Valley.

■ West Yellowstone, Montana, is gateway to Yellowstone National Park. Summer Season is from June 20 to September 11.

△ Daily train No. 459. * Daily train No. 457.

(C.S.T.) Central Standard time. (M.S.T.) Mountain Standard time. (P.S.T.) Pacific Standard time.

Time from 12.01 midnight to 12.00 noon shown in light face type.
Time from 12.01 noon to 12.00 midnight shown in heavy face type.



SEATTLE and PORTLAND to CHICAGO via Omaha

Table C Condensed Schedules All Trains Daily	Streamliner City of Portland 106 Daily Example	Idahoan- Utahn 12-4 Daily Example	Portland Rose- Gold Coast 12-24 Daily Example
Union Pacific			
Lv Seattle (P.S.T.)	\$ 12.25 SUN	11.30 SAT	4.30 SUN
" Tacoma	f 1.19 "	1.00 SUN	5.40 "
Ar Portland	4.35 SUN	6.45 SUN	9.15 SUN
Lv Portland	5.30 SUN	8.30 SUN	10.00 SUN
" Hood River	f 6.48 "	10.00 "	11.28 SUN
" The Dalles	7.17 "	10.35 "	12.05 MON
" Arlington	"	11.34 "	1.09 "
" Pendleton	9.38 "	1.35 "	3.25 "
" La Grande	11.45 SUN	4.05 "	5.55 "
" Baker	f 12.53 MON	5.13 "	7.00 "
Ar Huntington (P.S.T.)	2.05 "	6.35 "	8.25 "
Lv Huntington (M.S.T.)	3.05 "	7.45 "	9.35 "
" Ontario	"	8.40 "	10.30 "
" Nampa	4.35 "	9.45 "	11.40 "
" Boise	5.00 "	10.20 SUN	12.10 "
" Glenns Ferry	6.10 "	12.30 MON	1.55 "
Ar Shoshone	7.05 MON	1.40 MON	3.05 MON
Lv Shoshone	7.15 MON	1.50 MON	3.15 MON
Ar Sun Valley (Ketchum)	9.15 MON	3.50 MON	5.15 MON
Lv Sun Valley (Ketchum)	5.00 MON	11.10 SUN	1.00 MON
Ar Shoshone	7.00 MON	1.10 MON	3.00 MON
Lv Shoshone	7.05 MON	1.40 MON	3.05 MON
" Minidoka	"	2.40 "	4.05 "
Ar Pocatello	8.45 MON	3.55 MON	5.15 MON
Ar West Yellowstone	Summer	Season Only	7.30 TUE
Lv West Yellowstone	"	"	Summer Season Only
Lv Pocatello	8.55 MON	4.25 MON	5.35 MON
" Montpelier	10.45 "	7.00 "	8.15 "
" Kemmerer	f 12.03 "	8.42 "	9.52 MON
" Green River	1.25 "	10.55 "	12.40 TUE
" Rock Springs	"	11.14 "	1.00 TUE
" Rawlins	3.40 "	1.35 "	3.40 "
" Laramie	5.30 "	3.55 "	6.45 "
Ar Cheyenne	6.40 "	5.15 "	8.15 "
Lv Cheyenne	6.50 "	5.45 "	8.30 "
" Sidney	8.10 "	8.35 "	10.20 "
Ar North Platte (M.S.T.)	9.55 "	11.05 MON	12.30 "
Lv North Platte (C.S.T.)	12.20 MON	12.20 TUE	1.40 "
" Kearney	"	2.20 TUE	3.40 "
" Grand Island	12.50 TUE	3.20 TUE	4.45 "
" Columbus	"	4.37 "	5.52 "
" Fremont	"	5.32 "	6.49 "
Ar Omaha	3.05 TUE	6.30 TUE	7.50 TUE
C. & N. W.			
Lv Omaha	3.15 TUE	10.45 TUE	8.30 TUE
Ar Chicago (C.S.T.)	11.30 TUE	8.00 TUE	8.15 WED

Equipment for Page 11

★ NO. 106—Streamliner CITY OF PORTLAND—DAILY—No Extra Fare
Cars to Chicago run via C. & N. W. east of Omaha.
Arrive Chicago via C. & N. W. Ry.
Stewardess Service

Club Lounge Car @ Portland to Chicago (Barber, valet, bath, radio).
Standard Sleeping Cars... Portland to Chicago—2 Drawing Rooms, 4 Compartments, 4 Double Bedrooms.
Portland to Chicago—6 Sections, 6 Roomettes, 4 Double Bedrooms (3 cars).

Reclining Seat Coaches... Portland to Chicago—All seats reserved.
Cafe Lounge Car... Low cost meals and lounge for coach passengers.
Dining Car... A la carte and club or table d'hote service.

★ NO. 12-4—IDAHOAN—UTAHN—DAILY
No. 12 to Green River; No. 4 to Omaha.

Club Lounge Car Service @ Portland to Cheyenne.
Standard Sleeping Cars... Portland to Cheyenne—10 Sections, D. R., Compt. (U.P.-Wab. 10 to St. Louis).
Portland to Salt Lake City—12 Sections, D. R. (No. 32 south of Pocatello).
Green River to Omaha—12 Sections, Drawing-room (No. 4 from Los Angeles—occupancy until 7:30 a.m.).
West Yellowstone to Chicago—10 Sections, D.R. Compts. (No. 36 to Pocatello; No. 28 east of Green River).
Boise to Salt Lake City—10 Sections, D. R., Compt. (No. 32 south of Pocatello).

Reclining Seat Coaches... Portland to Cheyenne (U.P.-Wab. 10 to St. Louis—48 seats—all reserved).
Portland to Green River (not reserved).
Green River to Omaha (No. 4 from Los Angeles—not reserved).
Portland to Salt Lake City (No. 32 south of Pocatello—48 seats—not reserved).

Dining Car... A la carte and club or table d'hote service.

★ NO. 18-24—PORTLAND ROSE—GOLD COAST—DAILY
No. 18 to Green River; No. 24 to Chicago.
Cars to Chicago run via C. & N. W. east of Omaha.

Club Lounge Car Service @ Portland to Chicago.
Standard Sleeping Cars... Portland to Chicago—12 Sections, D. R. Pendleton to Salt Lake City—12 Sections, D. R. (No. 19-61 from Spokane; No. 34 south of Pocatello).
Portland to Denver—10 Sections, 3 Double Bedrooms (No. 18 through to Denver).
Portland to Denver—10 Sections, 2 Drawing rooms. Seattle to Denver—12 Sections, D. R. (No. 453 to Portland—No. 18-33 through to Kansas City).

Reclining Seat Coaches... Portland to Chicago.
Portland to Denver (No. 18-33 through to Kansas City).
Spokane to Denver (No. 19-61 to Pendleton; No. 18 through to Denver).

Dining Car... A la carte and club or table d'hote service.

Footnotes for Page 11

⊙ Club and lounge cars are for the exclusive use of standard sleeping car passengers. The City of Portland has a lounge car for coach passengers.

♣ Motor bus. This service is provided passengers arriving or departing Shoshone and holding through rail tickets to and from Ketchum and room reservations at Sun Valley.

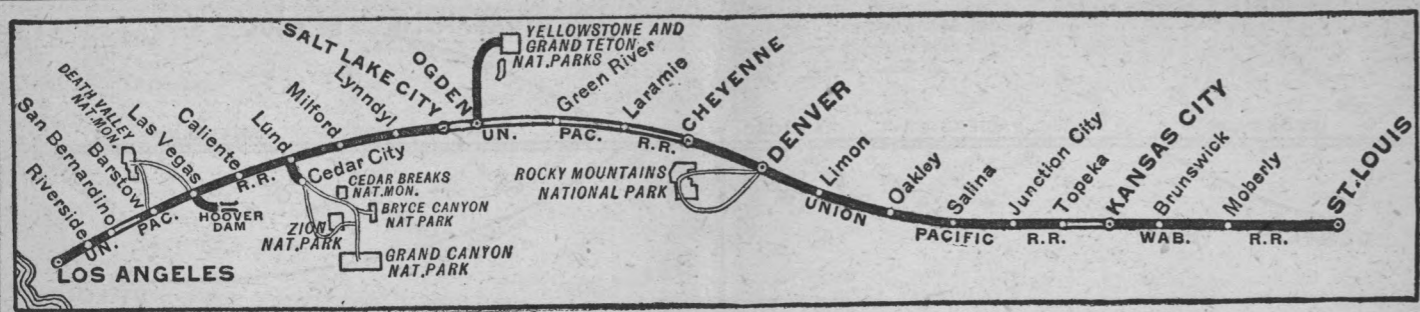
■ West Yellowstone, Montana, is gateway to Yellowstone National Park. Summer Season is from June 20 to September 11.

⊠ Conditional stop; see Table 2 or 20. (f) Stops only on signal.

* Daily train No. 408. △ Daily train No. 402. * Daily train No. 458.

★ Regularly assigned through cars air-conditioned. (C.S.T.) Central Standard time. (M.S.T.) Mountain Standard time. (P.S.T.) Pacific Standard time.

Time from 12.01 midnight to 12.00 noon shown in light face type.
Time from 12.01 noon to 12.00 midnight shown in heavy face type.



ST. LOUIS—KANSAS CITY—LOS ANGELES via Denver

Pony Express 37 Example		Stream-liner City of St. Louis-Utah 9-3 Example		Table No. D Condensed Schedules All Trains Daily		Utah-Stream-liner City of St. Louis-4-10 Example		Pony Express 38 Example	
4.00	9.00	4.00	9.00	St. Louis (Wab.) (C.T.) Ar	1.00	7.30	WE	11.30	TU
11.30	12.30	9.20	10.28	Kan. City (Un.Pac.) Ar	7.45	10.33	TU	11.30	TU
1.15	2.25	10.28	11.17	Lawrence	6.30	10.05	"	11.30	TU
2.25	3.20	11.17	11.45	Topeka	5.40	8.50	"	11.30	TU
3.20	4.05	11.45	12.35	Manhattan	5.15	8.20	"	11.30	TU
4.05	5.05	12.35	2.45	Junction City	4.20	7.00	"	11.30	TU
5.05	6.05	2.45	3.20	Salina	2.20	4.35	"	11.30	TU
6.05	7.50	3.20	4.05	Ar Ellis (C.S.T.)	1.15	3.20	"	11.30	TU
7.50	9.10	4.05	5.05	Ar Ellis (M.S.T.)	12.05	1.53	"	11.30	TU
9.10	10.30	5.05	6.05	Ar Oakley	8.00	8.50	"	11.30	TU
10.30	11.30	6.05	7.45	Ar Denver	7.45	7.45	"	11.30	TU
11.30	12.30	7.45	8.34	Ar Denver	7.45	7.45	"	11.30	TU
12.30	1.15	8.34	9.10	Ar La Salle	5.40	5.40	"	11.30	TU
1.15	2.25	9.10	10.00	Ar Cheyenne	5.15	5.15	"	11.30	TU
2.25	3.20	10.00	10.25	Ar Cheyenne	3.55	4.10	"	11.30	TU
3.20	4.05	10.25	11.53	Ar Laramie	1.35	1.55	"	11.30	TU
4.05	5.05	11.53	12.40	Ar Rawlins	10.55	11.15	"	11.30	TU
5.05	6.05	12.40	1.15	Ar Green River	8.40	9.02	"	11.30	TU
6.05	7.50	1.15	2.45	Ar Evanston	6.50	7.15	"	11.30	TU
7.50	9.10	2.45	3.20	Ar Ogden	6.20	6.45	"	11.30	TU
9.10	10.30	3.20	4.05	Ar Ogden	5.30	5.50	"	11.30	TU
10.30	11.30	4.05	5.05	Ar Salt Lake City	5.10	5.15	"	11.30	TU
11.30	12.30	5.05	6.05	Ar Salt Lake City	1.25	12.40	"	11.30	TU
12.30	1.15	6.05	7.45	Ar Salt Lake City	12.40	11.50	"	11.30	TU
1.15	2.25	7.45	8.34	Ar Cedar City	10.45	10.30	"	11.30	TU
2.25	3.20	8.34	9.10	Ar Cedar City	6.30	6.15	"	11.30	TU
3.20	4.05	9.10	10.00	Ar Cedar City	11.00	10.45	"	11.30	TU
4.05	5.05	10.00	10.25	Ar Cedar City	11.00	10.45	"	11.30	TU
5.05	6.05	10.25	11.53	Ar Cedar City	11.00	10.45	"	11.30	TU
6.05	7.50	11.53	12.40	Ar Cedar City	11.00	10.45	"	11.30	TU
7.50	9.10	12.40	1.15	Ar Cedar City	11.00	10.45	"	11.30	TU
9.10	10.30	1.15	2.45	Ar Cedar City	11.00	10.45	"	11.30	TU
10.30	11.30	2.45	3.20	Ar Cedar City	11.00	10.45	"	11.30	TU
11.30	12.30	3.20	4.05	Ar Cedar City	11.00	10.45	"	11.30	TU
12.30	1.15	4.05	5.05	Ar Cedar City	11.00	10.45	"	11.30	TU
1.15	2.25	5.05	6.05	Ar Cedar City	11.00	10.45	"	11.30	TU
2.25	3.20	6.05	7.45	Ar Cedar City	11.00	10.45	"	11.30	TU
3.20	4.05	7.45	8.34	Ar Cedar City	11.00	10.45	"	11.30	TU
4.05	5.05	8.34	9.10	Ar Cedar City	11.00	10.45	"	11.30	TU
5.05	6.05	9.10	10.00	Ar Cedar City	11.00	10.45	"	11.30	TU
6.05	7.50	10.00	10.25	Ar Cedar City	11.00	10.45	"	11.30	TU
7.50	9.10	10.25	11.53	Ar Cedar City	11.00	10.45	"	11.30	TU
9.10	10.30	11.53	12.40	Ar Cedar City	11.00	10.45	"	11.30	TU
10.30	11.30	12.40	1.15	Ar Cedar City	11.00	10.45	"	11.30	TU
11.30	12.30	1.15	2.45	Ar Cedar City	11.00	10.45	"	11.30	TU
12.30	1.15	2.45	3.20	Ar Cedar City	11.00	10.45	"	11.30	TU
1.15	2.25	3.20	4.05	Ar Cedar City	11.00	10.45	"	11.30	TU
2.25	3.20	4.05	5.05	Ar Cedar City	11.00	10.45	"	11.30	TU
3.20	4.05	5.05	6.05	Ar Cedar City	11.00	10.45	"	11.30	TU
4.05	5.05	6.05	7.45	Ar Cedar City	11.00	10.45	"	11.30	TU
5.05	6.05	7.45	8.34	Ar Cedar City	11.00	10.45	"	11.30	TU
6.05	7.50	8.34	9.10	Ar Cedar City	11.00	10.45	"	11.30	TU
7.50	9.10	9.10	10.00	Ar Cedar City	11.00	10.45	"	11.30	TU
9.10	10.30	10.00	10.25	Ar Cedar City	11.00	10.45	"	11.30	TU
10.30	11.30	10.25	11.53	Ar Cedar City	11.00	10.45	"	11.30	TU
11.30	12.30	11.53	12.40	Ar Cedar City	11.00	10.45	"	11.30	TU
12.30	1.15	12.40	1.15	Ar Cedar City	11.00	10.45	"	11.30	TU
1.15	2.25	1.15	2.45	Ar Cedar City	11.00	10.45	"	11.30	TU
2.25	3.20	2.45	3.20	Ar Cedar City	11.00	10.45	"	11.30	TU
3.20	4.05	3.20	4.05	Ar Cedar City	11.00	10.45	"	11.30	TU
4.05	5.05	4.05	5.05	Ar Cedar City	11.00	10.45	"	11.30	TU
5.05	6.05	5.05	6.05	Ar Cedar City	11.00	10.45	"	11.30	TU
6.05	7.50	6.05	7.45	Ar Cedar City	11.00	10.45	"	11.30	TU
7.50	9.10	7.45	8.34	Ar Cedar City	11.00	10.45	"	11.30	TU
9.10	10.30	8.34	9.10	Ar Cedar City	11.00	10.45	"	11.30	TU
10.30	11.30	9.10	10.00	Ar Cedar City	11.00	10.45	"	11.30	TU
11.30	12.30	10.00	10.25	Ar Cedar City	11.00	10.45	"	11.30	TU
12.30	1.15	10.25	11.53	Ar Cedar City	11.00	10.45	"	11.30	TU
1.15	2.25	11.53	12.40	Ar Cedar City	11.00	10.45	"	11.30	TU
2.25	3.20	12.40	1.15	Ar Cedar City	11.00	10.45	"	11.30	TU
3.20	4.05	1.15	2.45	Ar Cedar City	11.00	10.45	"	11.30	TU
4.05	5.05	2.45	3.20	Ar Cedar City	11.00	10.45	"	11.30	TU
5.05	6.05	3.20	4.05	Ar Cedar City	11.00	10.45	"	11.30	TU
6.05	7.50	4.05	5.05	Ar Cedar City	11.00	10.45	"	11.30	TU
7.50	9.10	5.05	6.05	Ar Cedar City	11.00	10.45	"	11.30	TU
9.10	10.30	6.05	7.45	Ar Cedar City	11.00	10.45	"	11.30	TU
10.30	11.30	7.45	8.34	Ar Cedar City	11.00	10.45	"	11.30	TU
11.30	12.30	8.34	9.10	Ar Cedar City	11.00	10.45	"	11.30	TU
12.30	1.15	9.10	10.00	Ar Cedar City	11.00	10.45	"	11.30	TU
1.15	2.25	10.00	10.25	Ar Cedar City	11.00	10.45	"	11.30	TU
2.25	3.20	10.25	11.53	Ar Cedar City	11.00	10.45	"	11.30	TU
3.20	4.05	11.53	12.40	Ar Cedar City	11.00	10.45	"	11.30	TU
4.05	5.05	12.40	1.15	Ar Cedar City	11.00	10.45	"	11.30	TU
5.05	6.05	1.15	2.45	Ar Cedar City	11.00	10.45	"	11.30	TU
6.05	7.50	2.45	3.20	Ar Cedar City	11.00	10.45	"	11.30	TU
7.50	9.10	3.20	4.05	Ar Cedar City	11.00	10.45	"	11.30	TU
9.10	10.30	4.05	5.05	Ar Cedar City	11.00	10.45	"	11.30	TU
10.30	11.30	5.05	6.05	Ar Cedar City	11.00	10.45	"	11.30	TU
11.30	12.30	6.05	7.45	Ar Cedar City	11.00	10.45	"	11.30	TU
12.30	1.15	7.45	8.34	Ar Cedar City	11.00	10.45	"	11.30	TU
1.15	2.25	8.34	9.10	Ar Cedar City	11.00	10.45	"	11.30	TU
2.25	3.20	9.10	10.00	Ar Cedar City	11.00	10.45	"	11.30	TU
3.20	4.05	10.00	10.25	Ar Cedar City	11.00	10.45	"	11.30	TU
4.05	5.05	10.25	11.53	Ar Cedar City	11.00	10.45	"	11.30	TU
5.05	6.05	11.53	12.40	Ar Cedar City	11.00	10.45	"	11.30	TU
6.05	7.50	12.40	1.15	Ar Cedar City	11.00	10.45	"	11.30	TU
7.50	9.10	1.15	2.45	Ar Cedar City	11.00	10.45	"	11.30	TU
9.10	10.30	2.45	3.20	Ar Cedar City	11.00	10.45	"	11.30	TU
10.30	11.30	3.20	4.05	Ar Cedar City	11.00	10.45	"	11.30	TU
11.30	12.30	4.05	5.05	Ar Cedar City	11.00	10.45	"	11.30	TU
12.30	1.15	5.05	6.05	Ar Cedar City	11.00	10.45	"	11.30	TU
1.15	2.25	6.05	7.45	Ar Cedar City	11.00	10.45	"	11.30	TU
2.25	3.20	7.45	8.34	Ar Cedar City	11.00	10.45	"	11.30	TU
3.20	4.05	8.34	9.10	Ar Cedar City	11.00	10.45	"	11.30	TU
4.05	5.05	9.10	10.00	Ar Cedar City	11.00	10.45	"	11.30	TU
5.05	6.05	10.00	10.25	Ar Cedar City	11.00	10.45	"	11.30	TU
6.05	7.50	10.25	11.53	Ar Cedar City	11.00	10.45	"	11.30	TU
7.50	9.10	11.53	12.40	Ar Cedar City	11.00	10.45	"	11.30	TU
9.10	10.30	12.40	1.15	Ar Cedar City	11.00	10.45	"	11.30	TU
10.30	11.30	1.15	2.45	Ar Cedar City	11.00	10.45	"	11.30	TU
11.30	12.30	2.45	3.20	Ar Cedar City	11.00	10.45	"	11.30	TU
12.30	1.15	3.20	4.05	Ar Cedar City	11.00	10.45	"	11.30	TU
1.15	2.25	4.05	5.05	Ar Cedar City	11.00	10.45	"	11.30	TU
2.25	3.20	5.05	6.05	Ar Cedar City	11.00	10.45	"	11.30	TU
3.20	4.05	6.05	7.45	Ar Cedar City	11.00	10.45	"	11.30	TU
4.05	5.05	7.45	8.34	Ar Cedar City	11.00	10.45	"	11.30	TU
5.05	6.05	8.34	9.10	Ar Cedar City	11.00	10.45	"	11.30	TU
6.05	7.50	9.10	10.00	Ar Cedar City	11.00	10.45	"	11.30	TU
7.50	9.10	10.00	10.25	Ar Cedar City	11.00	10.45	"	11.30	TU
9.10	10.30	10.25	11.53	Ar Cedar City	11.00	10.45	"	11.30	TU
10.30	11.30	11.53	12.40	Ar Cedar City	11.00	10.45	"	11.30	TU
11.30	12.30	12.40	1.15	Ar Cedar City	11.00	10.45	"	11.30	TU
12.30	1.15	1.15	2.45	Ar Cedar City	11.00	10.45	"	11.30	TU
1.15	2.25	2.45	3.20	Ar Cedar City	11.00	10.45	"	11.30	TU
2.25	3.20	3.20	4.05	Ar Cedar City	11.00	10.45	"	11.30	TU
3.20	4.05	4.05	5.05	Ar Cedar City	11.00	10.45	"	11.30	TU
4.05	5.05	5.05	6.05	Ar Cedar City	11.00	10.45	"	11.30	TU

ST. LOUIS—KANSAS CITY—PORTLAND—SEATTLE via Denver

Table F Condensed Schedules All Trains Daily. Includes columns for Pony Express-Portland Rose, Streamliner City of St. L., Idahoan-Streamliner, and Portland Rose-Pony Express. Lists routes and times for various stations including St. Louis, Kansas City, Denver, Cheyenne, and Portland.

★ NO. 9-3-11—Streamliner CITY OF ST. LOUIS—IDAHOAN—DAILY

Wabash 9 to Kansas City; 9 to Cheyenne; 3 to Green River; 11 to Portland. Club Lounge Car Service... Standard Sleeping Cars... Reclining Seat Coaches... Dining Car...

★ NO. 37-17—PONY EXPRESS—PORTLAND ROSE—DAILY

No. 37 to Denver; No. 17 to Portland. Club Lounge Car... Standard Sleeping Cars... Reclining Seat Coaches... Dining Car...

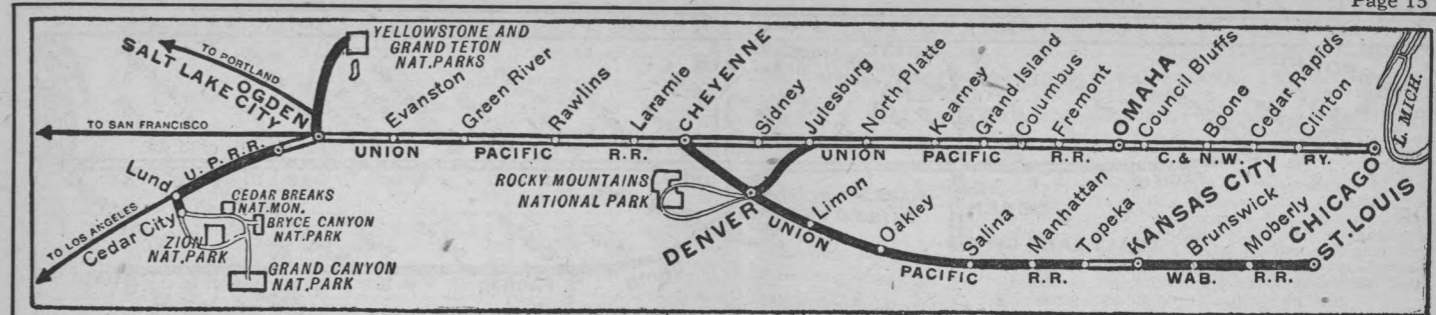
★ NO. 12-4-10—IDAHOAN—Streamliner CITY OF ST. LOUIS—DAILY

No. 12 to Green River; No. 4 to Cheyenne; No. 10 to Kansas City; Wabash 10 to St. Louis. Club Lounge Car Service... Standard Sleeping Cars... Reclining Seat Coaches... Dining Car...

★ NO. 18-38—PORTLAND ROSE—PONY EXPRESS—DAILY

No. 18 to Denver; No. 38 to Kansas City. Club Lounge Car... Standard Sleeping Cars... Reclining Seat Coaches... Dining Car...

Footnotes for Page 14. Regularly assigned through cars air conditioned. Motor bus. This service is provided passengers arriving or departing Shoshone and holding through rail tickets to and from Ketchum and room reservations at Sun Valley.



CHICAGO—MINNEAPOLIS—OMAHA—DENVER

Table G Condensed Schedules All Trains Daily. Includes columns for National Parks Special, Streamliner City of Denver, and National Parks Special. Lists routes and times for Chicago, Minneapolis, Omaha, and Denver.

ST. LOUIS—KANSAS CITY—DENVER—SALT LAKE CITY

Table H All Trains Daily. For Complete Schedules See Table 17. Includes columns for Pony Express, City of St. Louis-Utah, and Pony Express. Lists routes and times for St. Louis, Kansas City, Denver, and Salt Lake City.

Footnotes for Page 15. Club and lounge cars are for the exclusive use of standard sleeping car passengers. Regularly assigned through cars air-conditioned.

SALT LAKE CITY — BOISE — PENDLETON — SPOKANE

Table T Condensed Schedules All Trains Daily. Includes routes for Salt Lake City (M.S.T.), Ogden, Pocatello, Minidoka, Shoshone, Sun Valley, Ketchum, Shoshone, Boise, Huntington (M.S.T.), Huntington (P.S.T.), Baker, La Grande, Pendleton, Umatilla, Wallula, Ayer, Spokane (P.S.T.), and Pendleton.

SALT LAKE CITY — BOISE — PORTLAND — SEATTLE

Table U Condensed Schedules All Trains Daily. Includes routes for Salt Lake City (M.S.T.), Ogden, Pocatello, Minidoka, Shoshone, Sun Valley, Ketchum, Shoshone, Boise, Huntington (M.S.T.), Huntington (P.S.T.), Baker, La Grande, Pendleton, Umatilla, Wallula, Ayer, Spokane, Tacoma, and Seattle (P.S.T.).

Equipment for Table T

★ NO. 33-17-62-20—NORTHWEST SPECIAL—PORTLAND ROSE—DAILY. No. 33 to Pocatello; No. 17 to Pendleton; No. 62 to Wallula; No. 20 to Spokane. Club Lounge Car, Standard Sleeping Cars, Reclining Seat Coaches, Dining Car.

Los Angeles — Salt Lake City — Sun Valley

Table V Condensed Schedules All Trains Daily. Includes routes for Los Angeles (P.S.T.), East Los Angeles, Las Vegas (PT), Salt Lake City (MST), Salt Lake City, Ogden, Pocatello, and Sun Valley (MST).

Equipment for Table V

★ NO. 38-35-17-S. V. BUS—PONY EXPRESS—NORTHWEST SPECIAL—PORTLAND ROSE—SUN VALLEY BUS—DAILY. No. 38 to Salt Lake City; No. 35 to Pocatello; No. 17 to Shoshone; Bus to Sun Valley. Club Lounge Car, Standard Sleeping Cars, Reclining Seat Coaches, Dining Car.

NOTE—For Chicago and St. Louis—Sun Valley Service see Table C, pages 10 and 11, and Table F, page 14.

Equipment for Table U

★ NO. 31-11-459—IDAHOAN—DAILY. No. 31 to Pocatello; No. 11 to Portland; No. 459 to Seattle. Club Lounge Car, Parlor Car, Standard Sleeping Cars, Reclining Seat Coaches, Dining Car.

Equipment for Table X

★ NO. 33-17-457—NORTHWEST SPECIAL—PORTLAND ROSE—DAILY. No. 33 to Pocatello; No. 17 to Portland; No. 457 to Seattle. Club Lounge Car, Parlor Car, Standard Sleeping Cars, Reclining Seat Coaches, Dining Car.

Equipment for Table Y and Z

★ NO. 401—DAILY. Standard Sleeping Cars, Reclining Seat Coaches, Dining Car. ★ NO. 402—DAILY. Standard Sleeping Cars, Reclining Seat Coaches, Dining Car. ★ NO. 403—DAILY. Standard Sleeping Cars, Reclining Seat Coaches, Dining Car.

Footnotes for Page 18

⊗ Club and lounge cars are for the exclusive use of standard sleeping ca. passengers. ★ Regularly assigned through cars air-conditioned. ♦ Motor bus. This service is provided passengers arriving or departing Shoshone and holding through rail tickets to and from Ketchum and room reservations at Sun Valley.

PORTLAND — WALLA WALLA — YAKIMA — LEWISTON — SPOKANE

Table W All Trains Daily—(Pacific Standard Time). Includes routes for Portland, Hood River, The Dalles, Arlington, Umatilla, Wallula, Wallula, Ar Walla Walla, Wallula, Ar Yakima, Wallula, Ar Ayer, Ar Riparia, Ar Lewiston, Ar Ayer, Ar Marengo, Ar Cheney, Ar Spokane.

★ NO. 20—SPOKANE—DAILY. Standard Sleeping Cars, Tourist Sleeping Cars, Reclining Seat Coaches. Spokane to Portland—8 Sections, Buffet Lounge. Portland to Spokane—10 Sections, Compartment, D.R.

★ NO. 19—SPOKANE—DAILY. Standard Sleeping Cars, Tourist Sleeping Cars, Reclining Seat Coaches. Spokane to Portland—8 Sections, Buffet Lounge. Spokane to Portland—10 Sections, Compartment, D.R.

Spokane, San Francisco and Los Angeles

Table X All Trains Daily (Pacific Standard Time). Includes routes for Spokane (UP), Wallula, Portland, Portland So. Pac., Salem, Eugene, Klamath Falls, Redding, Sacramento, San Francisco, Sacramento, Stockton, Fresno, Los Angeles.

Seattle, San Francisco and Los Angeles

Table Y All Trains Daily (Pacific Standard Time). Includes routes for Seattle, Tacoma, Portland, Portland So. Pac., Salem, Eugene, Klamath Falls, Redding, Sacramento, San Francisco, Sacramento, Stockton, Fresno, Los Angeles.

PORTLAND, TACOMA AND SEATTLE

Table Z All Trains Daily. Includes routes for Portland, Ore., Vancouver Wash., Kelso-Longview, Chehalis, Centralia, Tacoma, Seattle.

★ NO. 458—DAILY. Parlor Car, Standard Sleeping Cars, Reclining Seat Coaches, Dining Car. Seattle to Portland (U. P. Car). Seattle to Los Angeles—10 Sections, D. R., Compts.

Equipment for Tables Y and Z

★ NO. 401—DAILY. Standard Sleeping Cars, Reclining Seat Coaches, Dining Car. ★ NO. 402—DAILY. Standard Sleeping Cars, Reclining Seat Coaches, Dining Car. ★ NO. 403—DAILY. Standard Sleeping Cars, Reclining Seat Coaches, Dining Car.

★ NO. 404—DAILY. Parlor Car, Standard Sleeping Cars, Reclining Seat Coaches, Dining Car. ★ NO. 405—DAILY. Observation Parlor Car, Reclining Seat Coaches, Dining Car. ★ NO. 406—DAILY. Observation Parlor Car, Reclining Seat Coaches, Dining Car.

Arrives, departs Seattle Union Depot. Arrives, departs Seattle King Street Station. Daily except Sundays and holidays. Rail station is at Kelso. There is independent bus service between Kelso and Longview every 20 minutes. Regularly assigned through cars air-conditioned. U. P. Stages, Portland—Spokane. Via Pacific Greyhound Bus. Runs via Davis.

Chicago and Omaha to Colorado, Utah, California and Pacific Northwest

WESTBOUND—Read Down

MILE S	To Pacific Coast										To Colorado			Local		Notes
	Stream- liner City of San Fran. 101 Daily	Stream- liner City of Los Ang. 103 Daily	Stream- liner City of Port- land 105 Daily	Los Angeles Limited 1 Daily	San Fran- cisco Overl'd 27 Daily	Gold Coast 23 Daily	Mail and Express 5 Daily	Utahn 3 Daily	Stream- liner City of Denver 111 Daily	Nat'l Parks Special 85 Daily	Colum- bine 15 Daily	Motor 547 Daily				
	Read Down															
0	Chicago (C.&N.W.) (C.S.T.) Ill.										Central Standard Time				● Extra fare trains. Extra fare tickets will not be sold on the "City of Los Angeles" and the "City of San Francisco" unless space has been reserved; and each person, including children of any age, who is to occupy space to the exclusion of other passengers, must hold such space assignment before he will be permitted to board train. Reduced fare tickets for Clergy, Charity, etc., are not honored on these trains.	
138	Clinton	7.30	7.15	6.30	12.01	8.00	8.10	5.00	12.30							
219	Cedar Rapids	7.31	7.16	6.31	12.02	8.01	8.11	5.01	12.31							
289	Marshalltown	7.32	7.17	6.32	12.03	8.02	8.12	5.02	12.32							
0	Des Moines										7.30		1.40			
327	Ames	7.35	7.20	6.35	12.06	8.05	8.15	5.05	12.35							
340	Boone	7.36	7.21	6.36	12.07	8.06	8.16	5.06	12.36							
485	Council Bluffs	7.37	7.22	6.37	12.08	8.07	8.17	5.07	12.37							
488	Omaha	7.38	7.23	6.38	12.09	8.08	8.18	5.08	12.38							
0	Minneapolis (C. & N.W.) Minn.										9.30		9.30			
11	St. Paul	7.40	7.25	6.40	12.11	8.10	8.20	5.10	12.40							
377	Omaha	7.41	7.26	6.41	12.12	8.11	8.21	5.11	12.41							
0	St. Louis (Wabash) Mo.										7.15		8.10			
414	Omaha	7.16	7.01	6.16	12.04	8.03	8.13	5.03	12.33							
0	Omaha (Union Pacific) Neb.										7.30		8.00			
19	Elkhorn	7.31	7.16	6.31	12.05	8.04	8.14	5.04	12.34							
22	Waterloo (Elkhorn River)	7.32	7.17	6.32	12.06	8.05	8.15	5.05	12.35							
25	Valley	7.33	7.18	6.33	12.07	8.06	8.16	5.06	12.36							
37	Fremont (Named for	7.34	7.19	6.34	12.08	8.07	8.17	5.07	12.37							
44	Ames (Gen. Fremont)	7.35	7.20	6.35	12.09	8.08	8.18	5.08	12.38							
52	North Bend	7.36	7.21	6.36	12.10	8.09	8.19	5.09	12.39							
59	Rogers	7.37	7.22	6.37	12.11	8.10	8.20	5.10	12.40							
66	Schuyler	7.38	7.23	6.38	12.12	8.11	8.21	5.11	12.41							
74	Richland (Loup River)	7.39	7.24	6.39	12.13	8.12	8.22	5.12	12.42							
82	Columbus (45, 46, 27 Hydro-electric)	7.40	7.25	6.40	12.14	8.13	8.23	5.13	12.43							
89	Duncan (Plant)	7.41	7.26	6.41	12.15	8.14	8.24	5.14	12.44							
100	Silver Creek	7.42	7.27	6.42	12.16	8.15	8.25	5.15	12.45							
111	Clarks (Grand Poudre Vll., 1805)	7.43	7.28	6.43	12.17	8.16	8.26	5.16	12.46							
122	Central City 44	7.44	7.29	6.44	12.18	8.17	8.27	5.17	12.47							
132	Chapman 44	7.45	7.30	6.45	12.19	8.18	8.28	5.18	12.48							
144	Grand Island (44, 47, 49)	7.46	7.31	6.46	12.20	8.19	8.29	5.19	12.49							
144	Grand Island (52, 53)	7.47	7.32	6.47	12.21	8.20	8.30	5.20	12.50							
150	Alda	7.48	7.33	6.48	12.22	8.21	8.31	5.21	12.51							
162	Wood River	7.49	7.34	6.49	12.23	8.22	8.32	5.22	12.52							
167	Shelton	7.50	7.35	6.50	12.24	8.23	8.33	5.23	12.53							
173	Gibbon	7.51	7.36	6.51	12.25	8.24	8.34	5.24	12.54							
186	Kearney 43 (State Normal)	7.52	7.37	6.52	12.26	8.25	8.35	5.25	12.55							
196	Odessa	7.53	7.38	6.53	12.27	8.26	8.36	5.26	12.56							
202	Elm Creek (Indian Fights, Overton, 1867)	7.54	7.39	6.54	12.28	8.27	8.37	5.27	12.57							
211	Lexington	7.55	7.40	6.55	12.29	8.28	8.38	5.28	12.58							
222	Darr	7.56	7.41	6.56	12.30	8.29	8.39	5.29	12.59							
230	Cozad	7.57	7.42	6.57	12.31	8.30	8.40	5.30	12.60							
236	Gothenburg	7.58	7.43	6.58	12.32	8.31	8.41	5.31	12.61							
246	Brady Island	7.59	7.44	6.59	12.33	8.32	8.42	5.32	12.62							
259	Maxwell (Old Ft. McPherson)	8.00	7.45	7.00	12.34	8.33	8.43	5.33	12.63							
268	Gannett	8.01	7.46	7.01	12.35	8.34	8.44	5.34	12.64							
276	North Platte (No. Platte River (Mountain Time) former "Buffalo Bill" Ranch, no. 1)	8.02	7.47	7.02	12.36	8.35	8.45	5.35	12.65							
281	North Platte (No. Platte River (Mountain Time) former "Buffalo Bill" Ranch, no. 2)	8.03	7.48	7.03	12.37	8.36	8.46	5.36	12.66							
284	Hershey	8.04	7.49	7.04	12.38	8.37	8.47	5.37	12.67							
298	O'Fallons 30	8.05	7.50	7.05	12.39	8.38	8.48	5.38	12.68							
301	Sutherland	8.06	7.51	7.06	12.40	8.39	8.49	5.39	12.69							
313	Paxton	8.07	7.52	7.07	12.41	8.40	8.50	5.40	12.70							
325	Roscoe	8.08	7.53	7.08	12.42	8.41	8.51	5.41	12.71							
332	Ogallala	8.09	7.54	7.09	12.43	8.42	8.52	5.42	12.72							
341	Brule	8.10	7.55	7.10	12.44	8.43	8.53	5.43	12.73							
351	Big Springs	8.11	7.56	7.11	12.45	8.44	8.54	5.44	12.74							
363	Julesburg (Indian Battles, 1865-76)	8.12	7.57	7.12	12.46	8.45	8.55	5.45	12.75							
363	Julesburg (1865-76)	8.13	7.58	7.13	12.47	8.46	8.56	5.46	12.76							
378	Chappell	8.14	7.59	7.14	12.48	8.47	8.57	5.47	12.77							
387	Lodge Pole	8.15	8.00	7.15	12.49	8.48	8.58	5.48	12.78							
394	Sunol	8.16	8.01	7.16	12.50	8.49	8.59	5.49	12.79							
405	Sidney	8.17	8.02	7.17	12.51	8.50	9.00	5.50	12.80							
405	Sidney (Lookout Station, old)	8.18	8.03	7.18	12.52	8.51	9.01	5.51	12.81							
424	Potter (Ft. Sidney north)	8.19	8.04	7.19	12.53	8.52	9.02	5.52	12.82							
433	Dix	8.20	8.05	7.20	12.54	8.53	9.03	5.53	12.83							
442	Kimball—See Note	8.21	8.06	7.21	12.55	8.54	9.04	5.54	12.84							
454	Bushnell	8.22	8.07	7.22	12.56	8.55	9.05	5.55	12.85							
464	Pine Bluffs (Neb.-Wyo. State Line) Wyo.	8.23	8.08	7.23	12.57	8.56	9.06	5.56	12.86							
475	Egbert 42	8.24	8.09	7.24	12.58	8.57	9.07	5.57	12.87							
480	Burns	8.25	8.10	7.25	12.59	8.58	9.08	5.58	12.88							
487	Hillsdale (Rocky Mts. to South)	8.26	8.11	7.26	13.00	8.59	9.09	5.59	12.89							
493	Durham	8.27	8.12	7.27	13.01	9.00	9.10	5.60	12.90							
507	Cheyenne (Capital of Wyo. Fort Warren)	8.28	8.13	7.28	13.02	9.01	9.11	5.61	12.91							

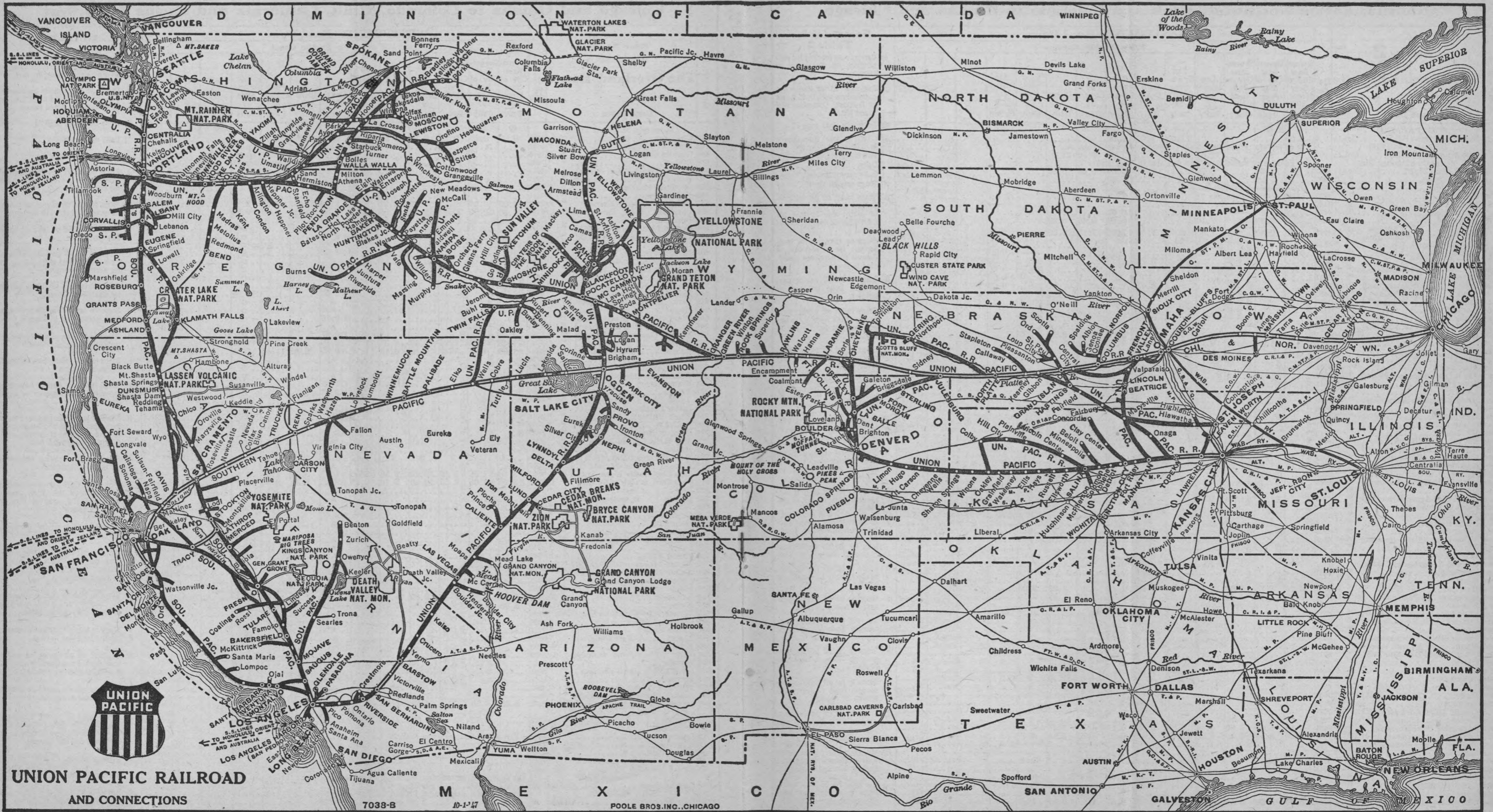
Continued on following page

For equipment, see pages 6 to 11, inclusive, and pages 15 and 17.

For explanation of reference marks, see page 21.

Chicago and Omaha to Colorado, Utah, California and Pacific Northwest

MILE S	WESTBOUND—Read Down										To Pacific Coast		Notes	
	Stream- liner City of San Fran. 101 Daily	Stream- liner City of Los Ang. 103 Daily	Stream- liner City of Port- land 105 Daily	Los Angeles Limited 1 Daily	San Fran- cisco Overl'd 27 Daily	Gold Coast 23 Daily	Utahn 3 Daily	Stream- liner City of Denver 111 Daily	Nat'l Parks Special 85 Daily	Colum- bine 15 Daily	Motor 547 Daily			
	Read Down													
507	Cheyenne 30, 42										6.00		● Extra fare—see page 20. † Daily except Sunday. (f) Stops only on signal. A Stops to let off paying passengers from east of Cheyenne; also to take for Ogden or beyond. B Stops to take on paying passengers for scheduled stops in Colorado. D Stops to let off or take on paying passengers. E Stops to let off paying passengers from Denver and east; also to take for north of Granger. G Stops to take on paying passengers for Oakland or beyond. H Stops to let off paying passengers from points east of Council Bluffs. K Stops to take on paying passengers for Los Angeles or beyond. L Stops to take paying passengers for Ogden and beyond. M Stops to take paying passengers for north of Granger, or for Ogden and beyond. N Stops to let off sleeping car passengers from Omaha and beyond; also to take for north of Granger or for Ogden and beyond. O Stops to take paying passengers for north of Granger. P Stops to let off paying passengers who boarded this train east of Council Bluffs; also to take for west of Ogden. R Stops to take on paying passengers for Salt Lake City or beyond. S Stops to let off paying passengers who boarded this train east of Council Bluffs; also to take on for Denver and beyond. T Stops to take on paying passengers for Pocatello or beyond; also to let off from Cheyenne or beyond. V Stops to take paying passengers for North Platte and beyond. X Stops to let off paying passengers from Omaha and Denver or beyond; also to take for west of Ogden. Y Stops to take on paying passengers for Portland or beyond. Z Stops to let off paying passengers who boarded this train east of Council Bluffs; also to take on for Salt Lake City and beyond.	
516	Borie	6.01	6.16	6.01	12.03	8.02	8.12	5.02	12.32					
526	Granite Canon	6.02	6.17	6.02	12.04	8.03	8.13	5.03	12.33					
534	Buford	6.03	6.18	6.03	12.05	8.04	8.14	5.04	12.34					
538	Sherman (Highest Point en route)	6.04	6.19	6.04	12.06	8.05	8.15	5.05	12.35					
540	Dale Creek (Rocky Mts. to south)	6.05	6.20	6.05	12.07	8.06	8.16	5.06	12.36					
545	Hermosa (Laramie Basin)	6.06	6.21	6.06	12.08	8.07	8.17	5.07	12.37					
555	Red Buttes	6.07	6.22	6.07	12.09	8.08	8.18	5.08	12.38					
563	Laramie (State University)	6.08	6.23	6.08	12.10	8.09	8.19	5.09	12.39					
563	Laramie (Snowy Range west)	6.09	6.24	6.09	12.11	8.10	8.20	5.10	12.40					
583</														



UNION PACIFIC RAILROAD
AND CONNECTIONS

7038-B

10-1-47

POOLE BROS. INC. CHICAGO

California, Pacific Northwest, Utah and Colorado to Omaha and Chicago

Table No. 2

The Overland Route

Read Down

Table with columns for City, Stream-liner, and various time/fare entries. Includes cities like San Francisco, Los Angeles, Salt Lake City, Ogden, and Cheyenne.

Footnotes for Table 2

- Carries only coaches for passengers; no dining car or sleeping car.
See page 38 for motor bus connections with U. P. trains at Fremont, Columbus and Grand Island.
Extra fare—see page 25.
C&NW 14, local from Omaha to Chicago, carries no thru cars from Union Pacific, Daily.
Daily except Sunday.
Stops only on signal.
Stops to let off paying passengers from Salt Lake City or south; also to take for C&NW points east of Council Bluffs.
Stops to take paying passengers for points east of Council Bluffs where scheduled to stop.
Stops to let off paying passengers from Oakland and beyond.
Stops to let off paying passengers from West of Ogden; also to take for Omaha or beyond.
Stops to let off paying passengers from Salt Lake City or beyond.
Stops to let off paying passengers from Cheyenne or beyond; also to take for Omaha or beyond.
Stops to let off paying passengers from Los Angeles or beyond.
Stops to let off paying passengers from Pocatello and beyond; also to take for Cheyenne and beyond.
Stops to let off paying passengers from Ogden or beyond.
Stops to let off paying passengers from west of Ogden or from Pocatello; also to take for C&NW points east of Council Bluffs.
Stops to let off paying passengers from Cheyenne or beyond.
Stops to let off paying passengers from Portland or beyond.
Stops to let off paying passengers from Granger or beyond.
Stops to let off paying passengers from Denver; also to take for Chicago.
Stops to let off paying passengers from Denver; also pick up for points east of Council Bluffs.
Mileage shown on mile posts is from Council Bluffs. See General Information, page 2.
See Table No. 53 for connecting train service to and from St. Joseph, Mo.

California, Pacific Northwest, Utah and Colorado to Omaha and Chicago

Table No. 2 (Continued)

The Overland Route

Read Down

Table with columns for City, Stream-liner, and various time/fare entries. Includes cities like Cheyenne, Durham, Hillsdale, Burns, Ogden, Omaha, and St. Louis.

Extra Fare Trains.

Extra fare tickets will not be sold on the "City of Los Angeles" and the "City of San Francisco" unless space has been reserved; and each person, including children of any age, who is to occupy space to the exclusion of other passengers, must hold such space assignment before he will be permitted to board train. Reduced fare tickets for Clergy, Charity, etc., are not honored on these trains.

NOTE - There is bus line connection at Kimball, to and from Harrisburg, Gering and Scottsbluff, Nebr.

See page 38 for motor bus schedules connecting with U. P. trains at Fremont, Columbus and Grand Island

Local Bus Ar Lincoln 10:30 7:45 12:15 6:30 7:45 8:15 9:25

Between Chicago, Omaha, Denver, Ogden, Salt Lake City and Los Angeles

Table No. 3 The Overland Route. WESTBOUND—Read Down and EASTBOUND—Read Up. Includes routes for Chicago, Omaha, St. Paul, Minneapolis, Denver, Cheyenne, Salt Lake City, and Los Angeles. Includes footnotes for motor bus connections and signal stops.

The Seasoned Traveler Goes by Train

For equipment, see pages 6 to 12, inclusive.

Between Chicago, Omaha, Denver, Ogden, Salt Lake City and Los Angeles

Table No. 3 (Continued) The Overland Route. WESTBOUND—Read Down and EASTBOUND—Read Up. Includes routes for Delta, Fillmore, Milford, and Cedar City. Includes footnotes for motor bus connections and signal stops.

Salt Lake City — Provo — Lynndyl

Table No. 4 Mountain Standard Time. Motor bus schedules between Salt Lake City, Provo, and Lynndyl.

Salt Lake City — Smelter

Table No. 5 Mountain Time. Motor bus schedules between Salt Lake City and Smelter.

Tintic — Mammoth — Silver City — Eureka

Table No. 6 Mountain Time. Motor bus schedules between Tintic, Mammoth, Silver City, and Eureka.

1 Daily except Sundays and holidays. Local freight with combination coach-baggage car. This trip is made only when there are passengers to be carried. Trains 301 and 302 operate only during summer season beginning June 10.

Daily motor coach service of the Union Pacific Stage Co., shown in tables 7, 8 and 9, is operated over public highways. Rail tickets are honored on these motor coaches. (B) Stops to take on or let off passengers. (C) Operates on call only.

East Los Angeles — Pasadena — Glendale

Table No. 7 Pacific Time. Motor bus schedules between East Los Angeles, Pasadena, and Glendale.

East Los Angeles — Long Beach — San Pedro

Table No. 8 Pacific Time. Motor bus schedules between East Los Angeles, Long Beach, and San Pedro.

East Los Angeles — Whittier — Anaheim

Table No. 9 Pacific Time. Motor bus schedules between East Los Angeles, Whittier, and Anaheim.

Las Vegas — Boulder City — Hoover Dam

Table No. 10 Pacific Time. Motor bus schedules between Las Vegas, Boulder City, and Hoover Dam.

Union Pacific Stages Motor Buses operated over public highways. See also section of General Information, page 2, for optional rail-motor bus ticketing arrangement.

For equipment, see pages 6 to 12 inclusive.

For explanation of reference marks in table 3, see page 26.

Between Chicago, Omaha, Denver, Ogden and San Francisco

Table No. 14 The Overland Route. WESTBOUND—Read Down and EASTBOUND—Read Up. Includes routes for C. & N.W., Union Pacific, and Southern Pacific.

Footnotes for Page 28. (f) Stops only on signal. Via Borie Cut-off; not via Cheyenne. A See tables 24 and 30 for service between St. Louis, Kansas City, Denver and Cheyenne.

Rail—Auto Travel Plan. Ask your Ticket Agent for information and about arrangements. You can... RENT A NEW CAR at your train destination.

San Francisco, Sacramento and Los Angeles (Via Southern Pacific)

Table No. 15 and Table No. 16. Via Valley Line (Pacific Standard Time) and Via Coast Line. Includes routes to San Francisco, Sacramento, and Los Angeles.

For equipment, see pages 8 to 13, inclusive.

Between Chicago, Omaha and Denver

Table No. 17 The Overland Route. All Trains Daily. WESTBOUND—Read Down and EASTBOUND—Read Up. Includes routes for Union Pacific and Central Standard Time.

Denver—La Salle—Ft. Collins

Table No. 18. Daily and Mixed passenger train. Includes routes between Denver, La Salle, and Ft. Collins.

Footnotes for Page 29. (f) Stops only on signal. L Stops to let off paying passengers from stations in Colorado. C & NW No. 14, local from Omaha to Chicago, carries no through cars from Union Pacific.

Low Cost, Escorted All-Expense Summer Tours. A new 48-page book, SUMMER TOURS, beautifully illustrated in color, is ready for you.

In describing these personally escorted, money saving tours, this book tells you what you see and do; how you get the most from your vacation dollars.

Please send me a copy of "SUMMER TOURS" Name Address City State

For equipment, see page 15.

Between Chicago, Omaha and Spokane, Portland, Tacoma and Seattle

Table No. 20 The Overland Route. Includes Westbound and Eastbound schedules with station names, times, and mileposts. Includes footnotes for pages 30 and 31.

Between Chicago, Omaha and Spokane, Portland, Tacoma and Seattle

Table No. 20 (Continued) The Overland Route. Includes Westbound and Eastbound schedules with station names, times, and mileposts. Includes footnotes for pages 30 and 31.

Between Salt Lake City, Ogden, Pocatello, West Yellowstone and Butte

Table No. 36 The Overland Route. WESTBOUND—Read Down. EASTBOUND—Read Up. Cache Junction—Logan—Preston. Ogden—Brigham—Malad. Includes routes to Salt Lake City, Ogden, Pocatello, Idaho Falls, and Butte.

Salt Lake—Idaho Falls—W. Yellowstone (Summer Season). Table No. 39. Table No. 40. Table No. 41. Includes routes to Pocatello, Idaho Falls, and W. Yellowstone.

Footnotes for Page 34. * Daily. (f) Stops only on signal. † Daily except Sunday. Nos. 35 and 36 between Pocatello and West Yellowstone, and Nos. 47 and 48 between Ashton and Victor, operate only during Yellowstone and Grant Teton Park summer season June 20 to September 11.

Union Pacific Branch Lines

Omaha—North Platte—So. Torrington. Table No. 42. Omaha—Columbus—Norfolk. Table No. 45. Omaha—Columbus—Spalding. Table No. 46. Omaha—Grand Island—Loup City. Table No. 47. Omaha—Kearney—Stapleton. Table No. 43. Omaha—Columbus—Albion. Table No. 48. Omaha—Grand Island—Ord. Table No. 49. Grand Island—Stromsburg—Lincoln. Table No. 44. Lawrence—Leavenworth. Table No. 50. Kansas City—Topeka—Marysville. Table No. 52. St. Joseph—Marysville—Grand Island. Table No. 53. Manhattan—Marysville. Table No. 54. Includes routes to Omaha, Columbus, Grand Island, Kearney, and Lawrence.

Local freight with combination coach-baggage car. On days livestock is to be carried, train No. 82 runs about one-half hour later than schedule shown. Local freight with caboose; hand baggage only.

Union Pacific Branch Lines

Blackfoot — Aberdeen — Mackay

Table No. 56 (Mountain Time) with columns for Mixed 309, 321, 322, 310 and routes like Blackfoot 36, Moreland, Aberdeen Jet, Rockford, Pingree, Sterling, Aberdeen, Aberdeen Jet, Taber, Scoville, Arco, Moore, Darling, Leslie, Mackay.

Idaho Falls — Orvin — St. Anthony

Table No. 57 (Mountain Time) with columns for Mixed 391, 392 and routes like Idaho Falls 36, 40, 58, Orvin, Lincoln, Iona, Ririe, Byrne, Walker, Newdale, St. Anthony 40, 58.

Idaho Falls — Ucon — St. Anthony

Table No. 58 (Mountain Time) with columns for Mixed 392 and routes like Idaho Falls 36, 40, 57, Ucon, Grant, Lewisville, Menan, Egin, St. Anthony 40, 57.

Minidoka — Twin Falls — Buhl — Wells

Table No. 60 (Mountain Time) with columns for 29-49 Daily, 33-17-29-49 Daily, 340-50-574-50-30 Daily and routes like Pocatello, Minidoka, Acequia, Rupert 61, Heyburn, Burley 62, Starrh's Ferry, Milner, Murtaugh, Hansen, Kimberly, Twin Falls, Twin Falls, Filer, Buhl, Twin Falls, Berger, Hollister, Rogerson, Delaplain, Contact, Summer Camp, Melandco, Wells.

Footnotes for Page 36

- * Daily. † Daily except Sunday. (f) Stops only on signal. ▲ Motor train. (d) Tuesday, Thursday and Saturday. (b) Monday and Friday. (k) Irregular mixed service; consult agent. (E) Wednesday, Friday, Sunday. Local freight with combination coach-baggage car. Local freight with caboose; hand baggage only. Mountain Time is used on this U. P. branch line, but trains to and from Wells, Nevada on the So. Pac. main line use Pacific Time. Pacific Time prevails in territory shown in table 70, but trains are operated under Mountain Time, as shown in this table. For equivalent in Pacific Time, figure one hour earlier.

Minidoka — Rupert — Bliss

Table No. 61 (Mountain Time) with columns for Mixed 49-365, 366-50 and routes like Minidoka, Acequia, Rupert, Paul, Hazelton, Eiden, Jerome, Wendell, Bliss.

Burley — Declo

Table No. 62 (Mountain Time) with columns for Mixed 388 and routes like Burley, Declo.

Nyssa — Homedale — Marsing

Table No. 64 (Mountain Time) with columns for Mixed 389 and routes like Nyssa 20, Overstreet, Adrian, Nanton, Homedale, Claytonia, Marsing.

Richfield — Hill City

Table No. 65 (Mountain Time) with columns for Mixed 379, 380 and routes like Shoshone 20, Richfield 64, Rawson, Magic, Macon, Selby, Fairfield, Hill City.

Boise — Nampa — Emmett — McCall

Table No. 67 (Mountain Time) with columns for Mixed 11-385, 386-12 and routes like Nampa 20, Middleton, Jenness, Bramwell, Emmett 71, Montour, Horseshoe Bend, Banks, Smith's Ferry, Belvidere, Cascade, Arling, Donnelly, McCall.

Caldwell — Wilder

Table No. 68 (Mountain Time) with columns for Mixed 11-385, 386-12 and routes like Caldwell 20, Greenleaf, Wilder.

Shoshone — Ketchum — Sun Valley

Table No. 69 (Mountain Time) with columns for Mixed 341, 342 and routes like Shoshone 20, Richfield, Picabo, Bellevue, Hailey, Sun Valley.

Ontario — Vale and Brogan Vale — Crane and Burns

Table No. 70 (Mountain Time) with columns for Mixed 373, 359, 360, 374 and routes like Ontario 20, Cairo, Luse, Mallett, Vale, Jamieson, Brogan, Vale, Hope, Little Valley, Harper, Namorf, Jonesboro, Juntura, Long, Riverside, Dunnean, Venator, Crane, Lawen, Redess, Burns.

Payette — Emmett

Table No. 71 (Mountain Time) with columns for Mixed 383, 384 and routes like Payette 20, Fruitland, Buckingham, New Plymouth, Letha, Emmett 67.

Portland — La Grande — Joseph

Table No. 72 (Pacific Time) with columns for Mixed 18-304, 305-17 and routes like Portland, La Grande 20, Island City, Alicel, Imbler, Elgin, Looking Glass, Vincent, Minam, Wallowa, Lostine, Enterprise, Joseph.

Weiser — New Meadows

Table No. 73 (Mountain Time) with columns for Motor 557, 558 and routes like Weiser 20, Presley, Midvale, Cambridge, Goodrich, Council, Fruitvale, Starkey, Glendale, Woodland, Tamarack, New Meadows.

Union Pacific Branch Lines

Portland and Spokane Short Line

Table No. 74 (Pacific Time) with columns for 62-20 Daily, 20 Daily, Mls., 19 Daily, 19-61 Daily and routes like Portland, Hood River, The Dalles, Arlington, Umatilla, Pendleton, Umatilla, Umatilla, Wallula, Wallula, Attalia, Page, Scott, Ruxby, Ayer, Ayer, Hooper Jct., Marengo, Cheney, Marshall, Spokane.

Pendleton — Wallula — Walla Walla

Table No. 75 (Pacific Time) with columns for 62-65 Daily, Mls., 66-61 Daily and routes like Pendleton, Umatilla, Wallula, Wallula, Reese, Touchet, Lowden, Whitman, Walla Walla, Lewiston, Yakima.

Portland — Lewiston — Pullman — Moscow

Table No. 76 (Pacific Time) with columns for 20-62 Daily, 62 Daily, Mls., 61 Daily, 61-19 Daily and routes like Portland, Umatilla, Pendleton, Umatilla 75, Wallula, Wallula 74, Ayer 74, Ayer, Ayer, Rifton, Tucannon, Riparia 77, Riparia, Lewiston 77, Grangeville 77, Stites 77, Riparia, Canyon, Hay, Jerita, La Crosse, Winona, Endicott, Thera, Diamond, Colfax, Colfax, Risbeck, Parvin, Shawnee, Albion, Armstrong, Pullman, Moscow.

Portland — Lewiston — Stites — Grangeville

Table No. 77 (Pacific Time) with columns for 20-62-74 Daily, 324-344 Daily, Mls., 19 Daily and routes like Portland, Umatilla, Wallula, Wallula, Ayer, Riparia, Camas Prairie R. R., Riparia 76, Central Ferry, Penawawa, Swift, Almota, Wawawai, Crum, Truax, Bishop, Indian, Moses, Wilma, Lewiston.

Pendleton — Walla Walla — Dayton

Table No. 80 (Pacific Time) with columns for 366 Freight, Mls., 365 Freight and routes like Pendleton 20, Walla Walla, Walla Walla, Prescott, Bolles, Walla Walla, Bolles, Waitsburg, Huntsville, Long, Dayton, Turner.

Portland — Wallula — Yakima

Table No. 78 (Pacific Time) with columns for Motor Bus, 20-66-64 Daily, Mls., 65-19 Daily, Motor Bus and routes like Portland, Umatilla, Umatilla, Wallula, Pendleton, Walla Walla, Walla Walla, Wallula, Wallula, Riparia, Sunnyside, Sunnyside, Midvale, Midvale, Emerald, Granger, Zillah, Buena, Sawyer, Donald, Parker, Yakima.

Spokane — Tekoa — Wallace

Table No. 79 (Pacific Time) with columns for 67 Daily, Mls., 68 Daily and routes like Spokane 74, Dishman, Chester, Mica, Freeman, Manito, Rockford, Fairfield, Lataha, Tekoa, Lovell, Plummer, Chatcolet, O'Gara, Harrison, Springston, Black Lake, Medimont, Lane, Rose Lake, Dudley, Cataldo, Ennaville, Pine Creek, Kellogg-Wardner, Shont, Osburn, Wallace.

Footnotes for Page 37

- * Daily. † Daily except Sunday. (f) Stops only on signal. (f) Local freight; caboose for passengers. B Buses run via these stations only when there are passengers to or from Walla Walla or beyond. C Stops to let off paying passengers from points west of Ayer. K Bus station is at Prosser. T Bus station is at East Parker. N Stops to take on paying passengers for Umatilla and beyond. Motor Bus operating over public highway. See General Information, page 2, for optional rail-motor bus ticketing arrangement. Time from 12:01 midnight to 12:00 noon shown in light face type. Time from 12:01 noon to 12:00 midnight shown in heavy face type. Figures opposite junction points refer to tables showing diverging trains.

FOR FAST, NATION-WIDE TRANSPORTATION Ship it Via RAILWAY EXPRESS! Specify this convenient way for complete, dependable, all-in-one-charge shipping. NATION-WIDE SERVICE

Connecting Bus Service

Portland — Pendleton — Spokane

Table No. 84 (Pacific Time) showing bus routes between Portland, Pendleton, and Spokane. Includes columns for Motor Bus Daily, Mls., and departure/arrival times.

Spokane — Moscow — Lewiston

Table No. 85 (Pacific Time) showing bus routes between Spokane, Moscow, and Lewiston. Includes columns for Motor Bus Daily, Mls., and departure/arrival times.

Spokane — Grand Coulee Dam

Table showing bus routes between Spokane and Grand Coulee Dam via Okanogan Valley Bus Lines.

Fremont — Lincoln

Table showing bus routes between Fremont and Lincoln.

Columbus — Lincoln

Table showing bus routes between Columbus and Lincoln.

Grand Island — Hastings

Table showing bus routes between Grand Island and Hastings via Yellow Diamond Lines.

Las Vegas — Tonopah

Table showing bus routes between Las Vegas and Tonopah via Las Vegas-Tonopah-Reno Stage Line.

Footnotes for Page 38

Footnote text explaining symbols and routes: (V) Via Capitol Stages, (A) Via Interstate Transit Lines, (C) Via Elkhorn Valley Stages, (P) Via Pacific Trailways, (M) Mt. Hood Stages, (M.T.) Mountain Time, (P.T.) Pacific Time, (A) Arrives and leaves Shaniko Jct., not Shaniko.

UNION PACIFIC TRAINS USE THESE STATIONS

- List of stations for Union Pacific trains: Boise, Idaho; Butte, Montana; Cheyenne, Wyoming; Chicago, Illinois; Denver, Colorado; Kansas City, Mo.; Los Angeles, Calif.; Oakland, Calif.; Ogden, Utah; Olympia, Wash.; Omaha, Nebraska; Pendleton, Oregon; Pocatello, Idaho; Portland, Oregon; Riverside, Calif.; San Bernardino, Calif.; San Francisco, Calif.; Salina, Kansas; Salt Lake City, Utah; Seattle, Wash.; Spokane, Wash.; Tacoma, Wash.; Topeka, Kansas; Yakima, Wash.

Connections at Omaha

Large table showing bus connections at Omaha. Includes columns for various routes (C. & N. W., Wabash, C. B. & Q., C. G. W., Mo. Pac., The Milwaukee Road, C. R. I. & P., The Milw. Road, C. B. & Q., Mo. Pac., The Milwaukee Road, C. R. I. & P., The Milw. Road) and departure/arrival times.

Connections at Kansas City

Table showing bus connections at Kansas City. Includes columns for various routes (C. G. W., K. C. S., Frisco Lines, C. B. & Q., The Milwaukee Road, C. R. I. & P., M. K. T., Wabash) and departure/arrival times.

For explanation of reference marks, see page 40.

Connections at Denver

Table with columns for dates (19, 15, 17, 1, 2, 18, 16, 20, 27-7, 101-10, 141-14, 21-1, 2-22, 13-130, 16-28-9-90, 8-28) and rows for routes (D & R G W, C & S - A T & S F) and destinations (Denver, Colorado Springs, Pueblo, Canon City, Leadville, Grand Junction, Mack, Thompson, Green River, Price, Colton, Provo, Salt Lake City, Ogden).

Connections at Spokane and Butte

Table with columns for dates (16, 18, 17, 15, 4-288, 2, 287-3, 1, 2, 1) and rows for routes (The Milwaukee Road, N. P., S. I.-C. P. E., N. P., B. A. & P.) and destinations (Spokane, Missoula, Butte, Wash., Ida., B. C., Alb., Mont., N. D., Ariz., Nev., Calif.).

Connections at Los Angeles

Table with columns for dates (78, 76, 74, 72, 70, 71, 73, 75, 77, 79) and rows for routes (A. T. & S. F.) and destinations (Los Angeles, Fullerton, Anaheim, Orange, Santa Ana, Oceanside, Del Mar, San Diego).

Connections at Portland

Table with columns for dates (21, 22) and rows for routes (S. P. & S., Western Pacific) and destinations (Portland, Astoria, Seaside).

Connections at Seattle

Table with columns for dates (356, 358, 360, 359, 355, 357) and rows for routes (Great Northern) and destinations (Seattle, Everett, Bellingham, New Westminster, Vancouver).

Connections at Salt Lake City

Table with columns for dates (17, 1, 2, 18) and rows for routes (Western Pacific) and destinations (Salt Lake City, Sacramento, Stockton, San Francisco).

Do You Know About Our Prepaid Ticket Order Plan?

- We have a plan whereby you may purchase, at your railroad station, an order for railroad service to be used by a member of your family, or any other person you may designate, at some distant station.
• This service offers a particularly safe and convenient way of providing tickets and other railroad service to students returning home at holiday and vacation time.
• These prepaid orders may include railroad tickets, sleeping and parlor car tickets, and cash for meals and other incidentals. Our railroad agent will handle them for you — by telegraph if necessary — and they will be delivered without service charge to any person you may specify, in the United States or Canada.

UNION PACIFIC RAILROAD

ROUND TRIP RAIL FARES

Large table with columns for 'TO' and 'FROM' cities (Los Angeles, San Diego, San Francisco, California; Portland, Oregon; Tacoma, Seattle, Washington; Spokane, Walla Walla, Washington; Lewiston, Idaho; Ogden, Salt Lake City, Utah; Cedar City, Utah; W. Yellowstone, Mont.; Victor, Ida.; Sun Valley, Ketchum, Idaho; Denver, Colorado) and rows for '3 Months Limit' and '3 Months Limit' with sub-columns for 'Std' and 'Rd'.

Footnotes for Pages 39 and 40
• 24-hour service offering frequent trips between Seattle and Bremerton (Puget Sound Navy Yard).
All trains daily except when otherwise indicated.
• Connecting service between Rio Grande Trailways.
• Arrives and departs from C. St. P. M. & O. Webster St. Station, Omaha.
• Bus to and from Rochester.
Time from 12.01 midnight to 12.00 noon shown in light face type.
Time from 12.01 noon to 12.00 midnight shown in heavy face type.

† From Minneapolis First Class fare 32 cents lower, Coach Class fare 25 cents lower.
• Applies to Los Angeles and San Diego. Fares to San Francisco slightly higher.
• Applies only to Portland. Fares to Tacoma or Seattle slightly higher.
• Applies one way via Omaha and one way via Northern Lines.
• Fare to Ogden slightly lower.
• Fare to Walla Walla slightly lower.
• To Spokane only.

PULLMAN SLEEPING CAR RATES

These rates are compiled from current Pullman Co. tariffs and published as a convenience for patrons. Effective June 3, 1949, and subject to change without notice.

Rates between Points of Service Shown below. Charges Shown Do Not Include Federal Tax.

See Page 43 for Rates for Upper Berths, Drawing Rooms, Compartments, Bedrooms, Roomettes, etc., Based on Applicable Lower Berth

Chicago	St. Paul Minneapolis	Co. Bluffs Omaha	St. Louis	Kansas City	Denver	BETWEEN	Salt Lake City	Butte	Portland	Seattle Tacoma	Los Angeles	San Francisco
Double Lower Standard Berth	Double Lower Standard Berth	Double Lower Standard Berth	Double Lower Standard Berth	Double Lower Standard Berth	Double Lower Standard Berth	AND	Double Lower Standard Berth	Double Lower Standard Berth	Double Lower Standard Berth	Double Lower Standard Berth	Double Lower Standard Berth	Double Lower Standard Berth
\$15.25	\$*15.50	\$12.00	\$15.25	\$12.60	\$ 9.25	Boise.....	\$ 4.10	\$ 5.35	\$ 5.35	\$06.95	\$*10.95	\$*11.85
8.65	10.65	12.00	10.05	12.00	16.60	Boston.....	19.65	25.15	25.15	25.15	25.75	25.75
12.85	*13.55	10.05	12.60	10.65	8.90	Butte.....	4.80	7.50	P 7.50	11.15	11.15	11.15
*16.10	*16.10	*13.55	*16.10	*14.15	*10.10	Cedar City.....	3.50	*8.30	*12.15	*13.55	6.00	G*10.10
9.25	8.65	5.70	9.25	7.20	Cheyenne.....	5.70	7.50	12.60	12.60	12.60	12.60
.....	3.50	4.10	3.50	4.10	9.25	Chicago.....	12.60	12.85	18.25	18.25	18.25	18.25
9.25	8.65	5.70	8.65	5.70	Denver.....	6.60	8.90	12.85	12.85	13.40	13.40
D12.60	D*13.55	D10.05	D12.60	D10.65	D 7.20	Idaho Falls.....	3.50	3.50	7.50	8.90	9.50	10.40
4.10	5.05	3.50	3.50	Kansas City.....	10.65	10.65	15.75	15.75	15.75	15.75
14.45	13.95	11.15	14.45	11.75	8.35	Ketchum (Sun Valley).....	3.80	4.45	6.60	M 8.35	10.65	10.65
16.05	15.75	13.40	16.05	14.20	10.40	Las Vegas.....	4.80	8.65	*13.45	3.80	G* 7.90
16.05	*16.90	13.40	*17.45	13.95	12.00	Lewiston.....	7.75	3.80	3.80	*15.50	H*11.00
18.25	18.25	15.75	17.50	15.75	13.40	Los Angeles.....	7.75	11.15	L10.40	E11.75	L 4.10
15.05	15.00	12.25	15.25	12.85	8.90	Lund.....	3.50	6.95	*12.15	*13.55	5.70	G* 9.80
3.50	3.50	5.05	5.05	8.65	Minneapolis.....	12.60	*13.55	*19.25	*19.25	18.25	18.25
7.75	10.65	11.15	9.25	11.15	15.75	New York.....	18.85	19.10	25.15	25.15	25.15	25.15
12.60	12.60	10.05	12.60	10.65	6.60	Ogden.....	4.10	8.35	K10.05	7.75	7.75	7.75
4.10	3.50	4.10	3.50	5.70	Omaha-Council Bluffs.....	10.05	10.05	15.75	15.75	15.75	15.75
15.75	*16.90	13.40	15.25	13.95	10.65	Pendleton.....	6.60	6.00	3.50	N 4.80	A13.10	H*10.70
7.20	10.05	10.65	8.65	10.65	15.25	Philadelphia.....	18.25	18.50	24.30	24.30	24.30	24.30
12.60	*13.55	10.05	12.60	10.65	6.95	Pocatello.....	3.50	3.50	7.20	8.65	8.90	10.40
18.25	*19.25	15.75	17.50	15.75	12.85	Portland.....	8.65	7.50	3.50	L10.40	L 7.20
16.80	16.50	13.95	16.80	15.00	11.15	Reno.....	5.70	9.25	L 3.50
18.25	18.25	15.75	17.50	15.75	12.60	Sacramento.....	7.20	10.65	L 6.95	F 8.35	L 4.10
12.60	12.60	10.05	12.60	10.65	6.60	Salt Lake City.....	4.80	8.65	10.05	7.75	7.75
18.25	18.25	15.75	17.50	15.75	13.40	San Francisco.....	7.75	11.15	L 7.20	C 8.65	L 4.10
18.25	*19.25	15.75	17.50	15.75	12.85	Seattle.....	10.05	P 7.50	3.50	H11.75	H 8.65
13.95	13.95	10.65	13.95	11.15	7.75	Shoshone.....	3.50	3.80	6.60	B 7.75	10.05	10.65
.....	*16.90	13.40	16.25	13.95	12.00	Sioux City.....	10.05	*13.55	15.75	15.75	15.75	15.75
3.50	5.05	4.10	3.50	8.65	Spokane.....	8.65	P 4.10	4.10	P 4.10	A13.65	H10.65
3.50	3.50	6.05	5.05	8.65	St. Louis.....	*12.60	*12.60	*17.50	*17.50	*17.50	*17.50
14.45	13.95	11.15	14.45	11.75	8.35	St. Paul.....	12.60	*13.55	19.25	*19.25	18.25	18.25
18.25	*19.25	15.75	17.50	15.75	12.85	Sun Valley (Ketchum).....	3.80	4.45	6.60	M 8.35	10.65	10.65
12.60	*13.55	10.05	12.60	10.65	8.65	Tacoma.....	10.05	P 7.50	3.50	H11.15	H 8.35
15.75	*16.90	13.40	15.25	13.95	11.50	Victor.....	3.50	3.50	8.90	8.90	10.40	*11.25
7.20	10.05	10.65	7.75	10.05	14.45	Walla Walla.....	7.20	* 9.20	3.50	* 7.00	*13.65	H*10.70
D12.60	*13.55	D10.05	D12.60	D10.65	D 8.65	Washington.....	18.25	18.50	24.30	24.30	23.75	23.75
.....	West Yellowstone.....	3.50	3.50	8.90	8.90	10.40	10.40

Lower Standard Berth Rate Between Las Vegas, Nevada and Cedar City, Utah, \$3.50

Double Lower Standard Berth Rate to Los Angeles and Las Vegas from points shown; quoted via Pocatello, Idaho and Salt Lake City, Utah.

BETWEEN		
Ayer, Wash. and Los Angeles.....		\$13.65
Cheney, Wash. and Los Angeles.....		13.65
La Grande, Ore. and Los Angeles.....		12.60
Marengo, Wash. and Los Angeles.....		13.65
Umatilla, Ore. and Los Angeles.....		13.40
Walla Walla, Wash. and Los Angeles.....		13.65

BETWEEN		
Ayer, Wash. and Las Vegas, Nev.....		\$11.50
La Grande, Ore. and Las Vegas, Nev.....		9.80
Pendleton, Ore. and Las Vegas, Nev.....		10.40
Shoshone, Ida. and Las Vegas, Nev.....		7.20
Spokane, Wash. and Las Vegas, Nev.....		12.25
Umatilla, Ore. and Las Vegas, Nev.....		10.65
Walla Walla, Wash. and Las Vegas, Nev.....		10.95

- (A) Via Pocatello and Salt Lake City.
- (B) From Tacoma, lower standard berth, \$7.50.
- (C) Via Southern Pacific Company and Portland. From Tacoma lower standard berth, \$8.35.
- (D) Also applies via Ogden. Where through car is operated via Salt Lake City charge for side trip Ogden to Salt Lake City and return with privilege of occupying car at Salt Lake City during one-half day's stop-over is \$1.15. When change of cars is necessary and passengers transfer at Salt Lake City instead of Ogden there is no charge for the side trip.
- (E) Via Southern Pacific Company and Portland. From Tacoma, lower standard berth, \$11.15.
- (F) Via Southern Pacific Company and Portland. From Tacoma, lower standard berth, \$7.75.
- (G) Via Los Angeles.
- (H) Via Southern Pacific Company and Portland.
- (K) From Tacoma, lower standard berth, \$9.50.
- (L) Via Southern Pacific Company.
- (M) From Tacoma, lower standard berth, \$7.75.
- (N) From Tacoma, lower standard berth, \$4.10.
- (P) Via Direct Lines.
- (Q) From Tacoma, lower standard berth \$6.60.
- Berth rates to and from Cheyenne, Denver and west apply via Omaha or via Kansas City.
- * Made combination of fares.
- ⊗ Rates effective and service available only during Park Summer Season.

Bedroom Rates: Bedrooms are available on most Union Pacific trains, including the Streamliner trains. See equipment pages 6 to 19 inclusive. Double bedrooms have upper and lower berths. Duplex-Single Bedrooms have only one berth. (See table on opposite page). When occupied by one person, only one rail ticket required.

Exclusive Space Occupancy by One Person: One and one-fourth railroad tickets must be purchased for exclusive use of drawing-room; one and one-tenth tickets for compartment. If Streamliner "City of Los Angeles" or "City of San Francisco" is used, one and one-tenth first class special service charge tickets are required for exclusive occupancy of a compartment, and one and one-fourth first class special service charge tickets for exclusive occupancy of a drawing-room. These tickets are in addition to the regular rail and Pullman tickets. Exception: Only one rail ticket is required for use of a compartment between Chicago, Ill., and Butte, Mont., or Pendleton, Ore., and points north and west thereof (also West Yellowstone, Mont., and Victor, Idaho).

Table of Rates for Various Accommodations in Standard Pullman Sleeping Cars Effective June 1, 1948

(Charges shown do not include federal tax)

Where Lower Berth Rate is	Upper Berth Rate is	Room-ette for one Person is	Duplex Single Room for one Person is	Bed Room for one Person is	Bed Room for two Persons is	Bed R'm Suite for two or more Persons is	Com-partm't for one Person is	Com-partm't for two Persons is	Drawing Room for one Person is	Drawing Room for two Persons is
3.50	2.60	4.85	5.50	6.65	7.70	13.30	7.90	9.60	10.50	13.30
3.80	2.90	5.30	6.10	7.20	8.35	14.40	8.55	10.90	11.40	14.40
4.10	3.10	5.75	6.60	7.80	9.00	15.60	9.25	11.55	12.30	15.60
4.45	3.40	6.20	7.10	8.45	9.80	16.90	10.00	12.85	13.35	16.90
4.80	3.60	6.65	7.55	9.10	10.55	18.20	10.80	13.45	14.40	18.20
5.05	3.85	7.15	8.05	9.60	11.10	19.20	11.35	14.15	15.15	19.20
5.35	4.10	7.50	8.60	10.15	11.75	20.30	12.05	15.40	16.05	20.30
5.70	4.30	7.95	9.10	10.85	12.55	21.70	12.85	16.00	17.10	21.70
6.00	4.60	8.40	9.60	11.40	13.20	22.80	13.50	17.25	18.00	22.80
6.25	4.80	8.80	10.05	11.90	13.75	23.80	14.05	17.85	18.75	23.80
6.60	5.00	9.20	10.50	12.55	14.50	25.10	14.85	18.40	19.80	25.10
6.95	5.25	9.65	11.00	13.20	15.30	26.40	15.65	19.60	20.85	26.40
7.20	5.45	10.05	11.50	13.70	15.85	27.40	16.20	20.20	21.60	27.40
7.50	5.70	10.45	12.00	14.25	16.50	28.50	16.90	21.40	22.50	28.50
7.75	5.90	10.85	12.45	14.75	17.05	29.50	17.45	21.90	23.25	29.50
8.10	6.10	11.25	12.80	15.40	17.80	30.80	18.25	22.50	24.30	30.80
8.35	6.35	11.75	13.35	15.85	18.35	31.70	18.80	23.70	25.05	31.70
8.65	6.55	12.10	13.80	16.45	19.05	32.90	19.45	24.20	25.95	32.90
8.90	6.80	12.50	14.30	16.90	19.60	33.80	20.05	25.40	26.70	33.80
9.25	7.00	12.95	14.75	17.60	20.35	35.20	20.80	26.05	27.75	35.20
9.50	7.20	13.35	15.20	18.05	20.90	36.10	21.40	26.55	28.50	36.10
9.80	7.45	13.70	15.70	18.60	21.55	37.20	22.05	27.75	29.40	37.20
10.05	7.65	14.15	16.10	19.10	22.10	38.20	22.60	28.30	30.15	38.20
10.40	7.90	14.50	16.60	19.75	22.90	39.50	23.40	29.45	31.20	39.50
10.65	8.10	14.85	17.00	20.25	23.45	40.50	23.95	29.95	31.95	40.50
10.95	8.30	15.30	17.45	20.80	24.10	41.60	24.65	30.50	32.85	41.60
11.15	8.55	15.65	17.90	21.20	24.55	42.40	25.10	31.65	33.45	42.40
11.50	8.70	16.05	18.35	21.85	25.30	43.70	25.90	32.15	34.50	43.70
11.75	8.95	16.45	18.75	22.35	25.85	44.70	26.45	33.30	35.25	44.70
12.00	9.15	16.80	19.20	22.80	26.40	45.60	27.00	33.80	36.00	45.60
12.25	9.35	17.15	19.60	23.30	26.95	46.60	27.55	34.30	36.75	46.60
12.60	9.55	17.60	20.10	23.95	27.70	47.90	28.35	35.45	37.80	47.90
12.85	9.75	17.95	20.50	24.40	28.25	48.80	28.90	36.00	38.55	48.80
13.10	10.00	18.35	21.00	24.90	28.80	49.80	29.50	37.15	39.30	49.80
13.40	10.20	18.75	21.35	25.45	29.50	50.90	30.15	37.65	40.20	50.90
13.65	10.35	19.10	21.80	25.95	30.05	51.90	30.70	38.20	40.95	51.90
13.95										