

TRAFFIC REPRESENTATIVES . . . UNION PACIFIC RAILROAD

ABERDEEN, WASH.—3 Union Passenger Station, K and River Sts.— Phone 1045
 C. H. JACKA..... General Agent
 ALHAMBRA, CALIF.—City Tkt. Office, 51 S. Garfield Av. — Phone Atlantic 18763
 A. L. GETMAN..... (or Phone Cumberland 28624)..... Ticket Agent
 ASTORIA, ORE.—116 Twelfth Street— Phone 304
 FLOYD C. FOSTER..... Traveling Freight and Passenger Agent
 ATLANTA 3, GA.—1232 Healey Building— Phone Lamar 6261
 P. S. SMITH..... General Agent
 BEND, ORE.—112 Oregon Ave.— Phone 63
 H. D. ATHON..... General Agent
 BIRMINGHAM 3, ALA.—701 Brown-Marx Building— Phone 7-1837
 J. E. PILON..... District Freight and Passenger Agent
 BOISE, IDAHO—City Ticket Office, Idaho Bldg., 212 No. 8th St.— Phone 414
 KAY L. JOHNSON..... General Agent
 BOSTON 8, MASS.—208 Old South Bldg., 294 Washington St.—
 M. W. COONERTY..... (Phone Hubbard 2-6380)..... General Agent
 BREMERTON, WASH.—Consolidated Ticket Office, 225 First St.— Phone 722
 S. S. HARVEY..... Ticket Agent
 BUTTE, MONT.—609 Metals Bank Bldg., 8 West Park Street— Phone 22389
 J. D. FORD..... General Agent
 Consolidated Ticket Office—2 North Main Street— Phone 3276
 D. E. WILDER..... Ticket Agent
 CHEYENNE, WYO.—City Ticket Office, 120 W. 16th St.— Phone 4421
 C. E. ASTLER..... General Agent
 CHICAGO 3, ILL.—9 South LaSalle Street at Madison— Phone Randolph 6-0141
 D. H. VOLTZ..... Traffic Manager
 C. A. POLLOCK..... General Freight Agent
 M. R. BRYAN..... General Agent, Freight Department
 City Ticket Office, 1 South LaSalle Street—
 JOHN C. POLLOCK..... (Phone Randolph 6-0141)..... General Passenger Agent
 CINCINNATI 2, OHIO—303 Dixie Term. Bldg., 4th & Walnut Sts.—Phone Main 0144
 F. B. SWOPE..... General Agent
 CLEVELAND 13, OHIO—1407 Terminal Tower, 50 Public Square—
 G. A. BROWN..... (Phone Main 3070)..... General Agent
 COUNCIL BLUFFS, IA.—Union Pacific Transfer Depot— Phone 6134
 W. M. CALHOUN..... Freight and Passenger Agent
 DALLAS 1, TEXAS—2108 Mercantile Bank Bldg.— Phone Rteerste 1778
 CARROLL M. BROWN..... General Agent
 DENVER 2, COLO.—City Ticket Office, 535 17th Street— Phone Keystone 4141
 P. F. ECHELE..... Traffic Manager
 M. A. LIGHT..... General Freight Agent
 K. N. MIDDLEKAUFF..... General Agent, Passenger Department
 DES MOINES 9, IOWA—407 Equitable Bldg., 6th & Locust Sts.— Phone 5-0683
 EUGENE R. FIELD..... General Agent
 DETROIT 26, MICH.—612 Book Building, 1249 Washington Boulevard—
 C. J. STEGEMAN (Phone Woodward 1-7794)..... Traffic Manager
 EAST LOS ANGELES, CALIF.—5454 Ferguson Drive— Phone Angelus 6509
 J. J. WALKER..... Ticket Agent
 EUGENE, ORE.—201 Ardel Offices, 33 East 10th Ave.— Phone 4440
 ALAN B. TAYLOR..... General Agent
 FRESNO 1, CALIF.—207 Rowell Bldg., Tulare St. and Van Ness Ave.—Phone 4-6771
 H. G. PELLETIER..... General Agent
 GERING, NEBR.—Union Pacific Station— Phone 35
 F. M. PURNELL..... General Agent
 GLENDALE 3, CALIF.—City Ticket Office, 404 1/2 North Brand Boulevard—
 W. A. SHOOK (Phone Citrus 1-2174 or Chapman 6-1370)..... General Agent
 HOLLYWOOD 28, CALIF.—City Ticket Office, 6702 Hollywood Blvd.—
 V. J. SCHMITTROTH (Ph. Hillside 0221) Gen'l Agt., Passenger Department
 HUNTINGTON PARK, CALIF.—City Ticket Office, 7002 Pacific Blvd.—
 R. H. LUND..... (Phone Kimball 2821)..... Passenger Agent
 KANSAS CITY 6, MO.—200 Waldheim Bldg., 6 East Eleventh St.— Ph. Victor 6530
 D. R. ALEXANDER..... General Freight and Passenger Agent
 L. G. STAHL..... General Agent, Freight Department
 City Ticket Office—2 East Eleventh Street—
 E. E. SWANSON (Phone Victor 6530)..... General Agent, Passenger Department
 LAS VEGAS, NEV.—Union Pacific Station— Phone 1120
 R. A. BLONDE..... Special Representative
 LEWISTON, IDAHO—Room 7, Union Depot— Phone 1163
 H. J. BERGER..... General Agent
 LINCOLN 8, NEBR.—City Ticket Office, 130 So. 13th St.— Phone 2-6517
 A. H. GENGE..... General Agent
 LONG BEACH 2, CALIF.—City Ticket Office, 144 Pine Avenue— Phone 7-2951
 H. J. DELACY..... General Agent
 LONGVIEW, WASH.—
 GUY L. ANDERSON, Freight Station, Phone 818..... General Agent
 C. F. HEATH, Ticket Office, 1225 Broadway, Phone 815..... Ticket Agent
 LOS ANGELES 14, CALIF.—Union Pacific Bldg., 422 W. 6th Street—
 W. T. PRICE (Phone Trinity 9211)..... Traffic Manager
 GAYLORD F. ALLEN..... Assistant Traffic Manager
 C. F. FARMER..... General Passenger Agent
 E. C. RASMUSSEN..... General Freight Agent
 Union Pacific Building—608 So. Olive Street— Phone Trinity 9211
 C. F. HALLSMAN..... General Agent, Passenger Department
 W. F. NASH—610 So. Olive Street..... General Agent, Freight Department
 MEMPHIS 3, TENN.—1720 Sterick Bldg.—8 North Third St.— Phone 8-8220
 W. B. MARKHAM..... District Freight and Passenger Agent
 MILWAUKEE 3, WIS.—814 Warner Bldg., 212 W. Wisconsin Ave.—
 K. T. MINDEMANN..... (Phone Marquette 8-7833)..... General Agent
 MINNEAPOLIS 2, MINN.—890 Northwestern Bank Bldg., 620 Marquette Ave.—
 EMIL W. MAU (Phone Main 2451)..... General Agent
 NEW ORLEANS 12, LA.—504 Canal Bldg., 210 Baronne Street—
 D. V. RICKSON..... (Phone Canal 2274)..... General Agent

NEW YORK 20, N.Y.—626 Fifth Ave., Suite 350, Rockefeller Center—
 H. L. LAUBY..... (Phone Circle 6-4900)..... Eastern Traffic Manager
 C. H. SALTMARSH (Phone Circle 6-4900) General Agent, Passenger Department
 H. C. YERGER..... (Phone Circle 6-4908)..... General Agent, Freight Department
 OAKLAND 12, CALIF.—215 Central Bank Bldg., 436 14th St. Phone Glencourt 1-8576
 L. M. LAYNE..... General Agent
 OGDEN, UTAH—City Ticket Office, Ben Lomond Hotel Bldg.— Phone 5533
 J. F. BAKER..... General Agent
 OMAHA 2, NEBR.—City Ticket Office—Corner 15th & Dodge Streets—
 WALTER CONREY (Phone Jackson 5822) Gen'l Agent, Passenger Department
 R. A. FORAL..... General Agent, Freight Department
 City Ticket Office—1614 Farnam Street— Phone Jackson 5822
 W. W. NEILL..... Ticket Agent
 PASADENA 1, CALIF.—Un.Pac.Station, 205 W. Colorado St.—Ph. Sycamore 2-4107
 L. A. WIRGLER..... General Agent
 PHILADELPHIA 2, PA.—904 Girard Trust Bldg., Broad St. & So. Penn Sq.—
 MORTON MANN (Phone Rittenhouse 6-2170)..... General Agent
 PITTSBURGH 22, PA.—1419 Oliver Bldg., Smithfield Street and Sixth Avenue—
 SAM REINHARDT (Phone Atlantic 0260)..... General Agent
 POCATELLO, IDAHO—Union Pacific Passenger Station— Phone 268
 R. A. ANDERSON..... General Agent
 POMONA, CALIF.—Union Pacific Passenger Station— Phone Lycoming 2-3561
 E. C. MALLON..... Passenger and Freight Traffic Agent
 PORTLAND 5, ORE.—751 Pittock Block— Phone Broadway 7771
 C. W. EVERS..... Traffic Manager
 J. C. CUMMING..... General Passenger Agent
 T. J. DOWD..... General Freight Agent
 DON SUTHERLAND..... General Agent, Freight Department
 City Ticket Office—701 S. W. Washington Street— Phone Broadway 7771
 N. B. FALLAS..... General Agent, Passenger Department
 RENO, NEV.—25 Cladianos Bldg., 118 West 2nd St. Phone 4831
 J. D. MALEYTT..... General Agent
 RIVERSIDE, CALIF.—Union Pacific Pass. Station, 7th & Vine Sts.— Phone 698
 J. L. BRECHIN..... General Agent
 ST. JOSEPH 2, MO.—City Ticket Office, 516 Francis Street— Phone 2-5485
 F. F. ROBINSON..... General Freight and Passenger Agent
 ST. LOUIS 1, MO.—1223 Ambassador Bldg., 411 North 7th St.—Phone Chestnut 7753
 T. W. GURSKY..... General Agent
 SACRAMENTO 14, CALIF.—217 Forum Bldg., 1107 Ninth St.— Phone 2-1025
 F. A. FOX..... General Agent
 SALINA, KANS.—Thrd and Ash Streets— Phone 297
 J. M. BROWN..... General Agent
 SALT LAKE CITY 1, UTAH—Union Pacific Bldg., 10 So. Main St.— Phone 3-1544
 J. W. PADDEN..... Traffic Manager
 A. G. BLOOM..... General Passenger Agent
 City Ticket Office—Hotel Utah, Main and So. Temple Streets— Phone 3-1544
 W. J. THOMAS..... General Agent, Passenger Department
 F. L. MORGAN..... General Agent, Freight Department
 SAN DIEGO 1, CALIF.—City Ticket Office, 320 Broadway—Phone Franklin 7241
 H. G. LARIMER..... General Agent
 SAN FRANCISCO 2, CALIF.—291 Geary Street— Phone Garfield 1-6030
 H. A. LAWRENCE..... Traffic Manager
 B. P. COSTELLO..... General Agent, Freight Department
 City Ticket Office—Geary at Powell Street— Phone Garfield 1-6030
 H. W. HICKS..... General Passenger Agent
 SAN JOSE 7, CALIF.—206 1st Nat. Bk Bldg., Santa Clara & 1st St.—Ph. Cypress 2-3878
 E. A. GOONS..... General Agent
 SAN PEDRO, CALIF.—City Ticket Office, 805 So. Pacific Avenue—
 J. V. CONNETT..... (Phone Terminal 2-7531)..... General Agent
 SANTA ANA, CALIF.—City Ticket Office, 305 North Main Street—
 WALTER DITTMER..... (Phone Kimberly 23979)..... General Agent
 SANTA MONICA, CALIF.—City Ticket Off., 307 Santa Monica Blvd.—Phone 51213
 W. A. CHENEY..... General Agent
 SEATTLE 4, WASH.—204 Union Sta., 4th Ave. & Jackson St.— Phone Elliott 6933
 H. M. WEST..... Assistant Traffic Manager
 P. A. AULENBACHER..... General Agent, Freight Department
 City Ticket Office—1300 Fourth Avenue at University, Seattle 1—
 A. L. IVES (Phone Elliott 6933)..... General Agent, Passenger Department
 SIOUX CITY 9, IOWA—405 Commerce Bldg., 520 Neb. St.— Phone 5-3323
 J. F. TURRENTINE..... General Agent, Freight Department
 SPOKANE 8, WASH.—City Ticket Office—727 Sprague Ave., Corner Post St.—
 J. R. LIVSEY..... (Phone Main 4121)..... General Agent
 STOCKTON 6, CALIF.—207 California Bldg., 11 So. San Joaquin St. —Phone 2-3981
 V. J. CHRISTENSEN..... District Freight and Passenger Agent
 SUN VALLEY, IDAHO— Phone Sun Valley 3511
 R. E. BERNER..... Transportation Agent
 TACOMA 2, WASH.—City Ticket Office, 114 So. Ninth St.— Phone Broadway 2275
 F. G. ROTHWELL..... General Agent
 TORONTO, ONT.—201-2 Canadian Pacific Bldg., 69 Yonge St.— Phone Elgin 7239
 W. W. CREIGHTON..... General Agent
 TULSA 3, OKLA.—823 Kennedy Bldg., 321 South Boston St.— Phone 26359
 L. B. BRADLEY..... General Agent
 WALLA WALLA, WASH.—1st Natl. Bank Bldg., 2nd & Alder Sts.— Phone 30
 J. H. CUNNINGHAM..... General Agent
 WASHINGTON 5, D. C.—600 Shoreham Bldg., 15th and H Sts., N. W.—
 HOWARD B. BLANCHARD (Phone Republic 0600) Washington Representative
 R. T. PAYNE..... General Agent
 WINDON-SALEM 3, N. C.—632 Reynolds Bldg., 4th and Main Sts.—Phone 2-4831
 D. R. WALKER..... Traveling Freight and Passenger Agent
 YAKIMA, WASH.—Union Pacific Building, 104 W. Yakima Ave.— Phone 4181
 V. E. BUCHANAN..... General Agent

C. J. COLLINS
 General Passenger Traffic Manager
 OMAHA 2, NEBR.


W. T. BURNS, Vice-President—Traffic
 OMAHA 2, NEBRASKA

J. R. MacANALLY
 General Freight Traffic Manager
 OMAHA 2, NEBR.

September 11, 1949

UNION PACIFIC RAILROAD

TIME TABLES



September 11, 1949

UNION PACIFIC RAILROAD

TIME TABLES



Table of station numbers and names for the Atlantic Coast route, including locations like Gilcrest, Colorado, and Havana, Oregon.

Table of station numbers and names for the Overland Route, including locations like Rawlins, Wyoming, and Sabetha, Kansas.

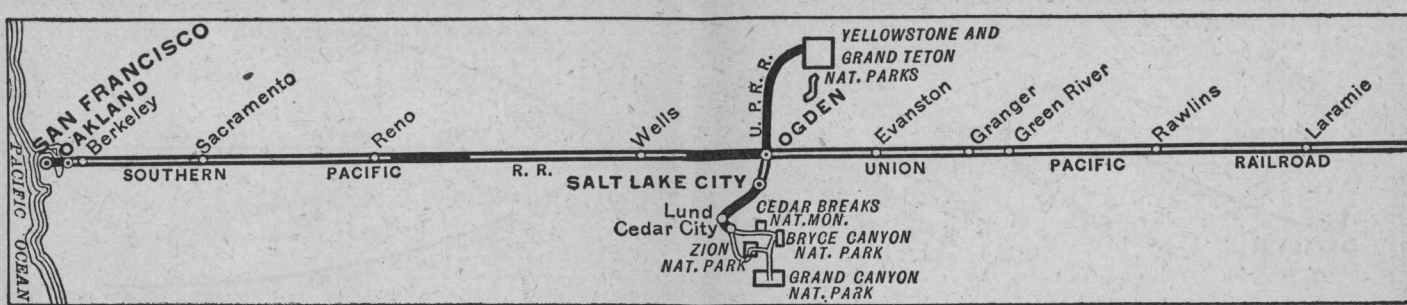
ADVANTAGES OF COAST-TO-COAST SLEEPING CAR SERVICE

- The schedules shown in Tables A and B on pages 6 to 9 of this folder provide a convenient service for the coast-to-coast traveler, at No Extra Fare.
• This service eliminates the necessity of changing trains or transferring from one station to another in Chicago.
• It gives the traveler a choice of two fine routes between the Atlantic Coast and Chicago, and the service of the famous Overland Route between Chicago and California.

For Dependable Transportation—Be Specific, Say "UNION PACIFIC"

Stations marked ■ are located on Divisions indicated by table numbers, but are not shown in folder tables.

Stations marked ■ are located on Divisions indicated by table numbers, but are not shown in folder tables.



NEW YORK, CHICAGO and ST. LOUIS to SAN FRANCISCO via Omaha

Table B Condensed Schedules All Trains Daily	Streamliner City of San Francisco 101 Daily Example	San Francisco Overland 27 Daily Example	Gold Coast 23 Daily Example
Lv New York (E.S.T.) N.Y.C.		11.00 SAT	
Ar Chicago (C.S.T.)		3.00 SUN	
Lv New York (EST) Penn.R.R.		11.40 SAT	
Lv N. Phila., Pa. (E.S.T.)		1.09 SUN	
Ar Chicago (C.S.T.)		3.40 SUN	
C. & N. W.			
Lv Chicago (C.S.T.)	7.30 SUN	8.00 SUN	8.10 SUN
Lv Clinton	9.44 "	10.25 "	11.15 SUN
Lv Cedar Rapids	10.55 SUN	11.46 SUN	12.55 MON
Ar Council Bluffs		5.10 MON	7.30 "
Ar Omaha	3.15 MON	5.30 MON	8.00 MON
C. & N. W.			
Lv Minneapolis		203-10-203	201-2-201
Lv St. Paul		9.30 SUN	9.15 SUN
Lv Sioux City		10.10 "	9.55 SUN
Ar Omaha		6.05 "	5.00 MON
Ar Omaha		8.35 SUN	7.45 MON
Lv St. Louis (Wab.)			7.15 SUN
Ar Omaha			8.10 MON
Union Pacific			
Lv Omaha (C.S.T.)	3.25 MON	5.45 MON	8.30 MON
Ar Fremont			9.15 "
Ar Columbus			10.03 "
Ar Grand Island	5.25 "	8.25 "	11.25 "
Ar Kearney			12.11 "
Ar North Platte (C.S.T.)	7.10 "	10.40 "	2.00 "
Lv North Platte (M.S.T.)	6.11 "	9.50 "	1.10 "
Ar Sidney	7.55 "	12.10 "	3.50 "
Ar Cheyenne	9.40 "	2.20 "	6.15 "
Lv Cheyenne	9.50 "	2.30 "	6.25 "
Ar Laramie	11.10 "	4.00 "	8.00 "
Ar Rawlins	1.00 "	6.15 "	10.50 MON
Ar Rock Springs			1.25 TUE
Ar Green River	3.10 "	9.00 "	1.50 "
Lv Green River	3.20 "	9.10 "	2.10 "
Ar Evanston	5.00 "	11.17 MON	4.22 "
Ar Ogden (M.S.T.)	6.35 MON	1.03 TUE	6.15 TUE
Lv Salt Lake City (M.S.T.)	5.00 MON	11.30 MON	5.30 TUE
Southern Pacific			
Lv Ogden (M.S.T.)	6.45 MON	1.18 TUE	10.15 TUE
Ar Reno (P.S.T.)	2.27 TUE	11.11 "	10.50 "
Ar Truckee		12.09 "	11.55 TUE
Ar Sacramento	6.55 "	4.10 "	4.35 WED
Lv Sacramento	7.00 "	4.15 "	4.55 "
Ar Berkeley	8.28 "	6.01 "	7.07 "
Ar Oakland (16th St.)	8.38 "	6.12 "	7.23 "
Ar Oakland Pier	8.45 "	6.20 "	7.35 "
Ar San Francisco (P.S.T.)	9.15 TUE	6.50 TUE	8.15 WED

Equipment for Page 8
★ NO. 101—Streamliner CITY OF SAN FRANCISCO—Daily—Extra Fare

Cars from Chicago run via C. & N. W. to Omaha; U. P. to Ogden; S. P. to San Francisco.
Stewardess Service—Chicago to Ogden
Club Car @..... Chicago to San Francisco (Valet, radio).
Standard Sleeping Cars..... Chicago to San Francisco—Drawing-rooms, Compts., Double Bedrooms, Duplex Single Bedrooms, Roomettes, Sections (7 cars).
Reclining Seat Coaches..... Chicago to San Francisco—(all seats reserved).
Coffee Shop Dining Car..... A la carte and club or table d'hote service.
Main Dining Car..... A la carte and club or table d'hote service.
The Duplex Single Bedroom cars do not operate every trip. Consult Ticket Agent for particulars.

★ NO. 27—SAN FRANCISCO OVERLAND—DAILY
Pullmans and reserved seat coaches, no extra fare, Chicago to San Francisco.
Cars from Chicago run via C. & N. W. to Omaha; U. P. to Ogden; S. P. to San Francisco.

Club Lounge Car @..... Chicago to San Francisco (Barber, valet, radio).
Standard Sleeping Cars..... New York to San Francisco—10 Sections, Drawing room, Compartments (P.R.R. No. 79 to Chicago).
New York to San Francisco—8 Sec., D.R., Compts. (N.Y.C. No. 59 to Chicago).
Chicago to San Francisco—2 Drawing-rooms, 4 Compartments, 4 Double Bedrooms.
Chicago to San Francisco—6 Sections, 6 Roomettes, 4 Double Bedrooms.
Salt Lake City to San Francisco—10 Sections, D. R., Compts. (No. 33 to Ogden).
Reclining Seat Coaches..... Chicago to San Francisco (2 cars—48 seats each—all reserved).
Dining Car..... A la carte and club or table d'hote service.

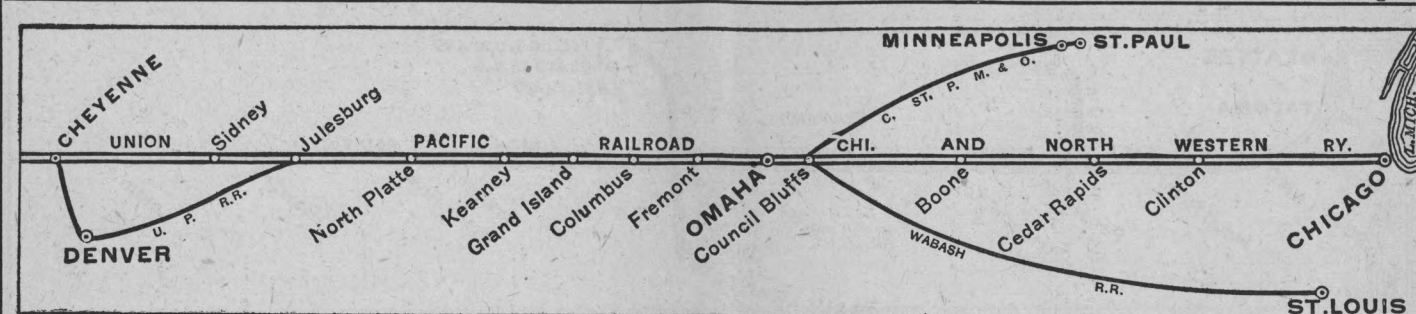
★ NO. 23—GOLD COAST—DAILY
Cars from Chicago run via C. & N. W. to Omaha; U. P. to Ogden; S. P. to San Francisco.

Lounge Car @..... Chicago to San Francisco.
Standard Sleeping Cars..... Chicago to San Francisco—12 Sections, D.R. (3 cars).
St. Louis via Omaha to San Francisco—12 Sections, D. R. (Wab. 11 to Omaha).
Ogden to San Francisco—10 Sec., 1 D. R., 2 Compts.
Ogden to San Francisco—12 Sections, D.R. (from Denver).
Reclining Seat Coaches..... Chicago to San Francisco.
Omaha to San Francisco.
Dining Car..... A la carte and club or table d'hote service.

Footnotes for Page 8

- ⊗ Club and lounge cars are for the exclusive use of standard sleeping car passengers.
- ⊠ Conditional stop; see table 1. ▲ Via Overland Greyhound Bus.
- Extra fare train; no baggage checked; see tables 1 and 2.
- Beginning Oct. 2 No. 23 will leave Ogden at 7:30 a.m. and arrive San Francisco at 7:30 a.m.
- (f) Stops only on signal.

- ★ Regularly assigned through cars air-conditioned.
- (E.S.T.) Eastern standard time. (C.S.T.) Central standard time.
- (M.S.T.) Mountain standard time. (P.S.T.) Pacific standard time.
- Time from 12:01 midnight to 12:00 noon shown in light face type.
- Time from 12:01 noon to 12:00 midnight shown in heavy face type.



SAN FRANCISCO to CHICAGO, ST. LOUIS, and NEW YORK via Omaha

Table B Condensed Schedules All Trains Daily	Streamliner City of San Francisco 102 Daily Example	San Francisco Overland 28 Daily Example	Gold Coast 24 Daily Example
Southern Pacific			
Lv San Francisco (P.S.T.)	5.00 SUN	11.00 SUN	7.00 SUN
Ar Oakland Pier	5.27 "	11.30 "	7.35 "
Ar Oakland (16th St.)	5.34 "	11.38 "	7.44 "
Ar Berkeley	5.42 "	11.47 "	7.54 "
Ar Sacramento	7.15 "	1.35 "	10.20 "
Lv Sacramento	7.20 "	1.40 "	10.40 SUN
Ar Truckee		5.40 "	f 3.30 MON
Ar Reno (P.S.T.)	11.52 SUN	6.40 SUN	4.45 "
Ar Ogden (M.S.T.)	9.40 MON	6.25 MON	6.00 MON
Union Pacific			
Ar Salt Lake City (M.S.T.)		8.00 MON	10.25 MON
Lv Ogden (M.S.T.)	9.55 MON	6.45 MON	7.15 MON
Ar Evanston	11.23 "	8.32 "	9.30 "
Ar Green River	1.05 "	10.30 "	11.50 MON
Lv Green River	1.10 "	10.40 "	12.15 TUE
Ar Rock Springs			12.40 "
Ar Rawlins	3.25 "	1.25 "	3.25 "
Ar Laramie	5.20 "	3.45 "	6.35 "
Ar Cheyenne	6.30 "	5.05 "	8.15 "
Lv Cheyenne	6.40 "	5.20 "	8.30 "
Ar Sidney	8.00 "	7.05 "	10.20 "
Lv North Platte (M.S.T.)	9.45 "	8.55 "	12.30 "
Lv North Platte (C.S.T.)	10.48 MON	10.05 "	1.40 "
Ar Kearney			3.40 "
Ar Grand Island	12.40 TUE	12.20 TUE	4.45 "
Ar Columbus			5.52 "
Ar Fremont			6.49 "
Ar Omaha	2.50 TUE	3.10 TUE	7.50 TUE
C. & N. W.			
Lv Omaha (Wab.)	3.00 TUE	3.40 TUE	8.30 TUE
Lv Council Bluffs		3.55 "	8.45 TUE
Ar Cedar Rapids	7.05 "	8.38 "	2.35 WED
Ar Clinton	8.20 "	10.05 "	4.35 "
Ar Chicago (C.S.T.)	10.45 TUE	1.00 TUE	8.15 WED
Lv Omaha (Wab.)			8.20 TUE
Ar St. Louis			7.55 WED
C. & N. W.			
Lv Omaha		(204-9-204)	(202-1-202)
Ar Sioux City		9.00 TUE	10.25 TUE
Ar St. Paul		12.01 "	1.05 WED
Ar Minneapolis (C.S.T.)		7.40 "	7.45 "
Ar Minneapolis (C.S.T.)		8.15 TUE	8.20 WED
Lv Chicago (C.S.T.) N.Y.C.		6.15 TUE	
Ar New York (E.S.T.)		11.59 WED	
Lv Chicago (C.S.T.) Penn.R.R.		4.30 TUE	
Ar N. Phila., Pa. (E.S.T.)		9.27 WED	
Ar New York (E.S.T.)		11.05 WED	

Equipment for Page 9
★ NO. 102—Streamliner CITY OF SAN FRANCISCO—Daily—Extra Fare

Runs via S. P. to Ogden, and via C. & N. W. east of Omaha.
Stewardess Service—Ogden to Chicago
Club Car @..... San Francisco to Chicago—(Valet, radio).
Standard Sleeping Cars..... San Francisco to Chicago—Drawing rooms, Compts., Double Bedrooms, Duplex Single Bedrooms, Roomettes, Sections, (7 cars).
Reclining Seat Coaches..... San Francisco to Chicago—(all seats reserved).
Coffee Shop Dining Car..... A la carte and club or table d'hote service.
Main Dining Car..... A la carte and club or table d'hote service.
The Duplex Single Bedroom cars do not operate every trip. Consult Ticket Agent for particulars.

★ NO. 28—SAN FRANCISCO OVERLAND—DAILY
Pullman and reserved seat coaches, no extra fare, San Francisco to Chicago.
Runs via S. P. to Ogden, and via C. & N. W. east of Omaha.

Club Lounge Car @..... San Francisco to Chicago (Barber, valet, radio).
Standard Sleeping Cars..... San Francisco to New York—10 Sections, Drawing room, Compartments (P.R.R. No. 70 east of Chicago).
San Francisco to New York—8 Sections, D. R., Compartments (N.Y.C. No. 22 east of Chicago).
San Francisco to Chicago—2 Drawing-rooms, 4 Compartments, 4 Double Bedrooms.
San Francisco to Chicago—6 Sections, 6 Roomettes, 4 Double Bedrooms.
San Francisco to St. Louis—6 Sections, 6 Roomettes, 4 Double Bedrooms (U.P.-Wab. 10 east of Cheyenne).
San Francisco to Salt Lake City—10 Sections, D. R., Compts. (No. 37 south of Ogden).
West Yellowstone to Chicago—10 Sections, D. R., Compts. (Nos. 36-12 to Green River—Summer Season only).
Reclining Seat Coaches..... San Francisco to Chicago (2 cars—48 seats each—all reserved).
Dining Car..... A la carte and club or table d'hote service.

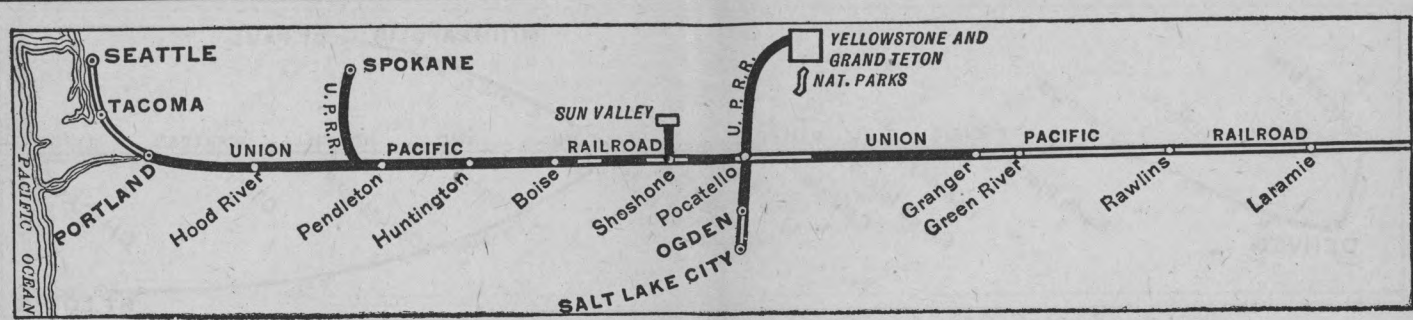
★ NO. 24—GOLD COAST—DAILY
Runs via S. P. to Ogden, and via C. & N. W. east of Omaha.

Lounge Car @..... San Francisco to Chicago.
Standard Sleeping Cars..... San Francisco to Chicago—12 Sections, D.R. (3 cars).
San Francisco to St. Louis via Omaha—12 Sections, D. R. (Wab. 14 east of Omaha).
San Francisco to Ogden—10 Sec., 1 D. R., 2 Compts.
San Francisco to Ogden—12 Sections, D. R. (for Denver).
Reclining Seat Coaches..... San Francisco to Chicago.
San Francisco to Omaha.
Dining Car..... A la carte and club or table d'hote service.

Footnotes for Page 9

- ⊗ Club and lounge cars are for the exclusive use of standard sleeping car passengers.
- ⊠ Conditional stop; see Table 2.
- Extra fare train; no baggage checked; see tables 1 and 2.
- Beginning Oct. 2 No. 24 will leave San Francisco at 6:00 p.m. and arrive Ogden at 6:30 p.m.
- (f) Stops only on signal.

- ★ Regularly assigned through cars air-conditioned.
- (E.S.T.) Eastern standard time. (C.S.T.) Central standard time.
- (M.S.T.) Mountain standard time. (P.S.T.) Pacific standard time.
- Time from 12:01 midnight to 12:00 noon shown in light face type.
- Time from 12:01 noon to 12:00 midnight shown in heavy face type.



CHICAGO to PORTLAND and SEATTLE via Omaha

Table C Condensed Schedules All Trains Daily	Streamliner City of Portland 105 Daily Example	Los Angeles Ltd.-Utahn -Idahoan 1-3-11 Daily Example	Gold Coast- Portland Rose 23-17 Daily Example	Mail Express 25 Daily Example
Lv Chicago (C.S.T.)	6.30 SUN	12.30 SUN	8.10 SUN	
Ar Omaha	2.40 MON	9.37 SUN	8.00 MON	
Union Pacific				
Lv Omaha	2.50 MON	11.00 SUN	8.30 MON	
Ar Fremont	4.00	11.47	9.15	
Ar Columbus	4.50	12.38	10.03	
Ar Grand Island	5.40	1.55	11.25	
Ar Kearney	6.37	2.40	12.11	
Ar North Platte (C.S.T.)	7.25	3.25	2.00	
Ar North Platte (M.S.T.)	5.40	4.00	1.10	
Ar Sidney	9.10	6.50	3.50	
Ar Cheyenne	9.20	9.55	6.15	
Ar Cheyenne	9.20	10.25	6.25	
Ar Laramie	10.40	11.59	8.00	
Ar Rawlins	12.25	2.20	10.50 MON	
Ar Rock Springs	2.50	4.38	1.25 TUE	
Ar Green River	3.58	5.40	3.25	
Ar Kemmerer	5.15	7.04	5.05	
Ar Montpelier	7.00	8.45	7.15	
Ar Pocatello		10.55 MON	9.45 TUE	
Ar West Yellowstone		7.30 TUE	(Summer Season Only)	
Lv West Yellowstone	(Summer Season Only)	7.30 MON		
Lv Pocatello	7.10 MON	11.20 MON	10.15 TUE	1.20 MON
Ar Minidoka	8.48 MON	12.25 TUE	11.25 TUE	3.25 MON
Ar Shoshone		1.15 TUE	12.15 TUE	
Lv Shoshone	8.58 MON	1.50 TUE	12.25 TUE	7.15 MON
Ar Sun Valley (Ketchum)	10.58 MON	3.50 TUE	2.25 TUE	9.15 MON
Lv Sun Valley (Ketchum)	6.30 MON	11.10 MON	10.10 TUE	11.10 SUN
Ar Shoshone	8.30 MON	1.10 TUE	12.10 TUE	1.10 MON
Lv Shoshone	8.48 MON	1.15 TUE	12.15 TUE	3.25 MON
Ar Glens Ferry	9.40	2.35	1.45	4.55
Ar Boise	10.55	4.20	3.30	7.00
Ar Nampa	11.17	5.05	4.10	7.45
Ar Ontario	12.45	6.00	5.13	8.48
Ar Huntington (M.S.T.)	11.45 MON	7.00	6.15	9.55
Ar Huntington (P.S.T.)	1.03 TUE	6.10	5.25	9.05
Ar Baker	2.10	7.33	6.50	10.37
Ar La Grande	4.25	8.55	8.10	12.17
Ar Pendleton	11.25	11.50	11.50	3.00
Ar Arlington	12.55	2.20	2.20	4.48
Ar The Dalles	6.40	2.00	3.40	6.25
Ar Hood River	7.08	2.35	4.20	7.08
Ar Portland	8.30 TUE	4.15 TUE	6.15 WED	9.00
Lv Portland	9.00 TUE	4.30 TUE	9.00 WED	11.30 MON
Ar Tacoma	12.57	7.50	12.57	5.00 TUE
Ar Seattle (P.S.T.)	2.15 TUE	9.00 TUE	2.15 WED	6.45 TUE

Equipment for Page 10

★ **NO. 105—Streamliner CITY OF PORTLAND—DAILY—No Extra Fare**
Cars from Chicago run via C. & N. W. to Omaha; thence U. P.
Stewardess Service
Club Lounge Car @ Chicago to Portland (Barber, valet, bath, radio).
Standard Sleeping Cars... Chicago to Portland—2 Drawing Rooms, 4 Compartments, 4 Double Bedrooms.
Chicago to Portland—6 Sections, 6 Roomettes, 4 Double Bedrooms (3 cars).
Reclining Seat Coaches... Chicago to Portland (all seats reserved).
Cafe Lounge Car... Low cost meals and lounge for coach passengers.
Dining Car... A la carte and club or table d'hote service.

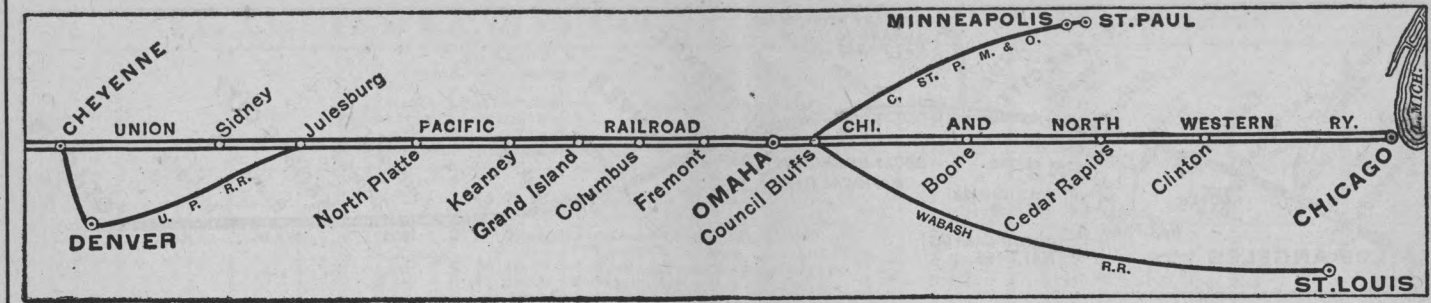
★ **NO. 1-3-11—LOS ANGELES LTD.—UTAHN—IDAHOAN—DAILY**
C. & N. W. 1 to Omaha; U. P. No. 3 to Green River; No. 11 to Portland.
Club Lounge Car Service @ Chicago to Portland.
Standard Sleeping Cars... Omaha to Green River—12 Sections, D.R. (open 9.30 p.m.) (for Los Angeles).
Chicago to West Yellowstone—10 Sections, D. R. Compts. (No. 35 beyond Pocatello—Summer Season only).
Cheyenne to Portland—10 Sections, D. R., Compt. (No. 9 from St. Louis).
Pocatello to Portland—12 Sections, D.R. (No. 31 from Salt Lake City).
Salt Lake City to Boise—10 Sections, D.R., Compt. (No. 31 to Pocatello; No. 25 to Boise).
Reclining Seat Coaches... Chicago to Omaha.
Omaha to Green River—not reserved (for Los Angeles).
Cheyenne to Portland (No. 9 from St. Louis—48 seats—all reserved).
Cheyenne to Portland—not reserved.
Pocatello to Portland—(No. 31 from Salt Lake City—48 seats—not reserved).
Dining Car... A la carte and club or table d'hote service.

★ **NO. 23-17—GOLD COAST—PORTLAND ROSE—DAILY**
No. 23 to Green River; No. 17 to Portland.
Cars from Chicago run via C. & N. W. to Omaha; thence U. P.
Club Lounge Car Service @ Chicago to Portland.
Standard Sleeping Cars... Chicago to Portland—12 Sections, D. R.
Pocatello to Spokane—12 Sections, D. R. (No. 33 from Salt Lake City; No. 62-20 north of Pendleton).
Denver to Portland—10 Sections, 3 Double Bedrooms (No. 17 through to Portland).
Denver to Portland—10 Sec. 2 D.R. (No. 17 through to Portland—Summer Season only).
Green River to Seattle—12 Sections, D. R. (No. 37-17 from Kansas City via Denver; No. 457 beyond Portland).
Reclining Seat Coaches... Chicago to Portland.
Denver to Portland (No. 37-17 through from Kansas City).
Denver to Spokane (No. 17 to Pendleton; No. 62-20 north of Pendleton).
Dining Car... A la carte and club or table d'hote service. (Breakfast not served into Portland).

Footnotes for Page 10

- Club and lounge cars are for the exclusive use of standard sleeping car passengers. The City of Portland has a lounge car for coach passengers.
- No baggage checked on Train 105.
- Conditional stop; see Table 1 or 20. □ Runs via Borie Cut-off; not via Cheyenne.
- Regularly assigned through cars air-conditioned. (f) Stops only on signal.
- Motor Bus. This service is provided passengers arriving or departing Shoshone and holding through rail tickets to and from Ketchum and room reservations at Sun Valley.

- West Yellowstone, Montana, is gateway to Yellowstone National Park. Summer Season is from June 20 to September 11.
- Daily train No. 459. □ Daily train No. 457.
- (C.S.T.) Central Standard time. (M.S.T.) Mountain Standard time. (P.S.T.) Pacific Standard time.
- Time from 12.01 midnight to 12.00 noon shown in light face type. Time from 12.01 noon to 12.00 midnight shown in heavy face type.



SEATTLE and PORTLAND to CHICAGO via Omaha

Table C Condensed Schedules All Trains Daily	Streamliner City of Portland 106 Daily Example	Idahoan- Utahn 12-4 Daily Example	Portland Rose- Gold Coast 12-24 Daily Example
Lv Seattle (P.S.T.)	12.25 SUN	11.30 SAT	4.30 SUN
Ar Tacoma	1.19 SUN	1.00 SUN	5.40 SUN
Ar Portland	4.35 SUN	6.45 SUN	9.15 SUN
Lv Portland	5.30 SUN	8.30 SUN	10.00 SUN
Ar Hood River	6.48	10.00	11.28 SUN
Ar The Dalles	7.17	10.35	12.05 MON
Ar Arlington		11.34	1.03
Ar Pendleton	9.38	1.35	3.25
Ar La Grande	11.45	4.05	5.55
Ar Baker	12.50	5.13	7.00
Ar Huntington (P.S.T.)	2.05	6.35	8.25
Ar Huntington (M.S.T.)	3.05	7.40	9.35
Ar Ontario		8.40	10.30
Ar Nampa	4.35	9.45	11.40
Ar Boise	5.00	10.20	12.10
Ar Glens Ferry	6.10	12.30	1.55
Ar Shoshone	7.05 MON	1.40 MON	3.05 MON
Lv Shoshone	7.15 MON	1.50 MON	3.15 MON
Ar Sun Valley (Ketchum)	9.15 MON	3.50 MON	5.15 MON
Lv Sun Valley (Ketchum)	5.00 MON	11.10 SUN	1.00 MON
Ar Shoshone	7.00 MON	1.10 MON	3.00 MON
Lv Shoshone	7.05 MON	1.40 MON	3.05 MON
Ar Minidoka		2.40	4.05
Ar Pocatello	8.45 MON	3.55 MON	5.15 MON
Ar West Yellowstone	(Summer Season Only)		7.30 TUE
Lv West Yellowstone		7.30 SUN	(Summer Season Only)
Lv Pocatello	8.55 MON	4.25 MON	5.35 MON
Ar Montpelier	10.45	7.00	8.15
Ar Kemmerer	12.03	8.42	9.52 MON
Ar Green River	1.25	10.55	12.15 TUE
Ar Rock Springs		11.16	12.40
Ar Rawlins	3.40	1.35	3.25
Ar Laramie	5.30	3.55	6.35
Ar Cheyenne	6.40	5.15	8.15
Ar Cheyenne	6.50	5.45	8.30
Ar Sidney	8.10	8.35	10.20
Ar North Platte (M.S.T.)	9.55	11.05	12.30
Ar North Platte (C.S.T.)	10.58 MON	12.20 TUE	1.40
Ar Kearney		2.20	3.40
Ar Grand Island	12.50 TUE	4.37	4.45
Ar Columbus		5.32	5.52
Ar Fremont		6.30	6.49
Ar Omaha	3.05 TUE	6.30 TUE	7.50 TUE
Lv Omaha	3.15 TUE	10.45 TUE	8.30 TUE
Ar Chicago (C.S.T.)	11.30 TUE	8.00 TUE	8.15 WED

Equipment for Page 11

★ **NO. 106—Streamliner CITY OF PORTLAND—DAILY—No Extra Fare**
Cars to Chicago run via C. & N. W. east of Omaha.
Arrive Chicago via C. & N. W. Ry.
Stewardess Service
Club Lounge Car @ Portland to Chicago (Barber, valet, bath, radio).
Standard Sleeping Cars... Portland to Chicago—2 Drawing Rooms, 4 Compartments, 4 Double Bedrooms.
Portland to Chicago—6 Sections, 6 Roomettes, 4 Double Bedrooms (3 cars).
Reclining Seat Coaches... Portland to Chicago (all seats reserved).
Cafe Lounge Car... Low cost meals and lounge for coach passengers.
Dining Car... A la carte and club or table d'hote service.

★ **NO. 12-4—IDAHOAN—UTAHN—DAILY**
No. 12 to Green River; No. 4 to Omaha.
Club Lounge Car Service @ Portland to Cheyenne.
Standard Sleeping Cars... Portland to Cheyenne—10 Sections, D. R., Compt. (U.P.-Wab. 10 to St. Louis).
Portland to Salt Lake City—12 Sections, D. R. (No. 32 south of Pocatello).
Green River to Omaha—12 Sections, Drawing Room (No. 4 from Los Angeles—occupancy until 7:30 a.m.).
West Yellowstone to Chicago—10 Sections, D.R., Compts. (No. 35 to Pocatello; No. 28 east of Green River—Summer Season only).
Reclining Seat Coaches... Portland to Cheyenne (U.P.-Wab. 10 to St. Louis—48 seats—all reserved).
Portland to Green River (not reserved).
Green River to Omaha (No. 4 from Los Angeles—not reserved).
Portland to Salt Lake City (No. 32 south of Pocatello—48 seats—not reserved).
Dining Car... A la carte and club or table d'hote service.

★ **NO. 18-24—PORTLAND ROSE—GOLD COAST—DAILY**
No. 18 to Green River; No. 24 to Chicago.
Cars to Chicago run via C. & N. W. east of Omaha.
Club Lounge Car Service @ Portland to Chicago.
Standard Sleeping Cars... Portland to Chicago—12 Sections, D. R.
Pendleton to Salt Lake City—12 Sections, D. R. (No. 19-61 from Spokane; No. 34 south of Pocatello).
Portland to Denver—10 Sections, 3 Double Bedrooms (No. 18 through to Denver).
Portland to Denver—10 Sections, 2 Drawing Rooms (Summer Season only).
Seattle to Denver—12 Sections, D. R. (No. 458 to Portland—No. 18-38 through to Kansas City).
Spokane to Los Angeles—10 Sec., 1 Compt., 2 Bdrm. (leave Spokane Fridays only during Dec., Jan. and Febr.—Nos. 19-61 to Pendleton; Nos. 34-3 south of Pocatello).
Reclining Seat Coaches... Portland to Chicago.
Portland to Denver (No. 18-38 through to Kansas City).
Spokane to Denver (No. 19-61 to Pendleton; No. 18 through to Denver).
Dining Car... East of Pendleton—a la carte and club or table d'hote service.

Footnotes for Page 11

- Club and lounge cars are for the exclusive use of standard sleeping car passengers. The City of Portland has a lounge car for coach passengers.
- No baggage checked on Train 106.
- Motor bus. This service is provided passengers arriving or departing Shoshone and holding through rail tickets to and from Ketchum and room reservations at Sun Valley.
- West Yellowstone, Montana, is gateway to Yellowstone National Park. Summer Season is from June 20 to September 11.

- Conditional stop; see Table 2 or 20. □ Daily train No. 408. □ Daily train No. 402. (f) Stops only on signal. □ Daily train No. 458.
- Regularly assigned through cars air-conditioned. (C.S.T.) Central Standard time. (M.S.T.) Mountain Standard time. (P.S.T.) Pacific Standard time.
- Time from 12.01 midnight to 12.00 noon shown in light face type. Time from 12.01 noon to 12.00 midnight shown in heavy face type.



ST. LOUIS—KANSAS CITY—LOS ANGELES via Denver

Pony Express 37 Example		Streamliner City of St. Louis-Utah 9-3 Example		Table No. D Condensed Schedules All Trains Daily		Utahn-Streamliner City of St. Louis 4-10 Example		Pony Express 38 Example	
4.00	SU	9.00	SU	St. Louis (Wab.) (C.T.)	Ar	1.00	TU	7.30	WE
9.00	SU	9.00	SU	Kansas City	Ar	8.00	TU	11.55	TU
11.30	SU	9.30	SU	Kan. City (Un.Pac.)	Ar	7.45	TU	11.30	TU
12.30	MO	10.30	MO	Lawrence	Ar	6.30	TU	10.33	WE
1.15	MO	10.38	MO	Topeka	Ar	6.30	TU	10.05	WE
2.25	MO	11.27	MO	Manhattan	Ar	5.40	TU	8.50	WE
3.15	MO	11.55	MO	Junction City	Ar	5.15	TU	8.20	WE
4.45	MO	12.45	MO	Salina	Ar	4.20	TU	7.00	WE
7.50	MO	2.53	MO	Ellis (C.S.T.)	Ar	2.20	TU	4.35	WE
7.20	MO	2.58	MO	Oakley	Ar	1.15	TU	3.20	WE
9.10	MO	3.08	MO	Denver	Ar	12.08	TU	1.53	WE
9.30	MO	7.25	MO	Denver	Ar	8.00	MO	8.50	WE
5.30	MO	7.45	MO	La Salle	Ar	7.45	MO	7.45	WE
6.17	MO	8.34	MO	Cheyenne	Ar	5.40	MO	6.20	WE
Via Borie		10.00	MO	Cheyenne	Ar	5.40	MO	6.41	WE
Cut-Off		10.25	MO	Cheyenne	Ar	5.15	MO	6.40	WE
9.10	MO	11.59	MO	Laramie	Ar	3.55	MO	4.10	WE
11.45	MO	2.20	MO	Rawlins	Ar	1.35	MO	3.45	WE
2.45	TU	5.25	TU	Green River	Ar	10.55	MO	1.25	WE
4.50	TU	7.25	TU	Evanston	Ar	8.40	MO	1.50	WE
6.35	TU	9.15	TU	Ogden	Ar	6.50	MO	11.32	MO
7.00	TU	9.45	TU	Ogden	Ar	6.20	MO	11.10	MO
8.00	TU	10.35	TU	Salt Lake City	Ar	5.30	MO	8.32	MO
9.40	TU	10.55	MO	Salt Lake City	Ar	5.10	MO	8.57	MO
3.05	TU	2.55	TU	Milford	Ar	1.35	MO	7.10	MO
3.50	TU	3.33	TU	Lund (M.S.T.)	Ar	12.45	MO	6.45	MO
5.00	TU	4.45	TU	Cedar City	Ar	11.15	SU	10.25	MO
2.20	TU	11.15	MO	Cedar City	Ar	4.45	MO	6.00	MO
3.50	TU	3.33	MO	Lund (M.S.T.)	Ar	12.45	MO	4.45	MO
5.07	WE	4.40	MO	Callente (P.S.T.)	Ar	9.55	SU	8.40	MO
9.15	WE	7.50	MO	Las Vegas	Ar	7.05	SU	5.30	MO
2.00	WE	11.25	MO	Barstow	Ar	3.08	MO	12.01	MO
4.20	WE	1.25	MO	San Bernardino	Ar	1.05	SU	9.55	SU
5.00	WE	1.55	MO	Riverside	Ar	12.40	MO	9.15	SU
6.30	WE	2.55	MO	East Los Angeles	Ar	11.40	MO	7.55	SU
7.00	WE	3.20	MO	Los Angeles (P.S.T.)	Ar	11.15	SU	7.30	SU
6.55	WE	3.20	TU	Alhambra	Ar	11.15	SU	7.10	SU
7.10	WE	3.35	TU	Pasadena	Ar	10.40	SU	6.55	SU
7.45	WE	4.10	TU	Glendale	Ar	10.05	SU	6.20	SU
7.40	WE	4.05	TU	Anaheim	Ar	10.10	SU	6.25	SU
7.25	WE	3.50	TU	Long Beach	Ar	10.15	SU	6.30	SU
7.50	WE	4.15	TU	San Pedro (P.S.T.)	Ar	9.45	SU	6.00	SU

Equipment for Page 12

★ **NO. 9-3—Streamliner CITY OF ST. LOUIS—UTAH—DAILY**
Wabash 9 to Kansas City; No. 9 to Cheyenne; No. 3 to Los Angeles.

Club Lounge Car ⊗ St. Louis to Los Angeles.
Standard Sleeping Cars... St. Louis to Los Angeles—6 Sec., 6 Rmte., 4 Dbl. Bdrm. Bedrooms (S.P. No. 27 to San Francisco).
St. Louis to Ogden—6 Sections, 6 Roomettes, 4 Double Bedrooms (S.P. No. 27 to San Francisco).
St. Louis to Green River—10 Sections, D. R., Compt. (No. 11 to Portland).
Kansas City to Denver—6 Sec., 6 Rmte., 4 Dbl. Bdrm. Bedrooms (S.P. No. 27 to San Francisco).
Cheyenne to Los Angeles—12 Sec., D. R. (No. 3 from Omaha).
Salt Lake City to Cedar City—10 Sec., D. R., Compts. (No. 1 from Chicago—No. 301 beyond Milford—Summer Season only).
Cedar City to Los Angeles—10 Sections, D.R., Compts. (No. 302 to Milford—Summer Season only).

Reserved Seat Coaches... St. Louis to Los Angeles (48 seats).
St. Louis to Green River (48 seats—No. 11 to Portland).
St. Louis to Ogden (48 seats—S.P. 27 to San Francisco).
St. Louis to Cheyenne (48 seats).
Cheyenne to Los Angeles (from Omaha) (not reserved).
A la carte and club or table d'hote service.

Dining Car... A la carte and club or table d'hote service.

★ **NO. 37—PONY EXPRESS—DAILY**
Club Lounge Car ⊗ Denver to Los Angeles.
Standard Sleeping Cars... Kans. City to Los Angeles—12 Sec., D.R. (open 10.00 p.m.).
Denver to Salt Lake City—12 Sections, D. R.
Denver to S. L. City—6 Sec., 6 Rmte., 4 Dbl. Bdrm. Bedrooms (No. 30 from Butte).
Salt Lake City to Los Angeles—10 Sections, 1 Drawing-room, 2 Compartments (No. 30 from Butte).
Salt Lake City to Los Angeles—10 Sections, 3 Dbl. Bdrms. (No. 23 from Chicago).
Las Vegas to Los Angeles—8 Sec., D.R., 3 Dbl. Bdrms. Kansas City and Salt Lake City to Los Angeles.
Kansas City to Ogden (S. P. No. 23 to San Francisco).
East of Las Vegas—a la carte and club or table d'hote service.

★ **NO. 4-10—UTAHN—Streamliner—CITY OF ST. LOUIS—DAILY**
No. 4 to Cheyenne; No. 10 to Kansas City; Wabash 10 to St. Louis.

Club Lounge Car ⊗ Los Angeles to St. Louis.
Standard Sleeping Cars... Los Angeles to St. Louis—6 Sec., 6 Rmte., 4 Dbl. Bdrm. Bedrooms (No. 4 to Omaha).
Los Angeles to Cheyenne—12 Sec., D.R. (No. 4 to Omaha).
Los Angeles to Cedar City—10 Sec., D.R., Compts. (No. 302 to Milford; No. 2 to Omaha; C.&N.W. 86 to Chicago—Summer Season only).
Cedar City to Salt Lake City—10 Sec., D.R., Compts. (No. 302 to Milford; No. 2 to Omaha; C.&N.W. 86 to Chicago—Summer Season only).
Denver to Kans. City—6 Sec., 6 Rmte., 4 Dbl. Bdrms. Green River to St. Louis—10 Sections, D. R., Compt. (No. 12 from Portland).
Cheyenne to St. Louis—6 Sections, 6 Roomettes, 4 Double Bedrooms (No. 28 from San Francisco).
Los Angeles to St. Louis (48 seats).
Gr. River to St. Louis (48 seats—No. 12 from Portland).
Ogden to St. Louis (48 seats—No. 28 from San Fran'co).
Cheyenne to St. Louis (48 seats).
Los Angeles to Cheyenne (for Omaha) (not reserved).
A la carte and club or table d'hote service.

★ **NO. 33—PONY EXPRESS—DAILY**
Club Lounge Car ⊗ Los Angeles to Denver.
Standard Sleeping Cars... Los Angeles to Kansas City—12 Sections, D. R.
Los Angeles to Las Vegas—8 Sec., D.R., 3 Dbl. Bdrms. Los Angeles to Salt Lake City—10 Sec., 3 Dbl. Bdrms. (No. 24 to Chicago).
Los Angeles to Butte—10 Sec., 1 Drawing-room, 2 Compts. (No. 29 north of Salt Lake City).
Salt Lake City to Denver—12 Sections, D. R.
Salt Lake City to Denver—6 Sec., 6 Rmte., 4 Dbl. Bdrm. Ogden to Denver—12 Sections, D. R. (S.P. 24 from San Francisco).
Los Angeles to Salt Lake City and Kansas City.
Ogden to Kansas City (S.P. 24 from San Francisco).
East of Las Vegas—a la carte and club or table d'hote service.

Footnotes for Page 12

⊗ Club and lounge cars are for the exclusive use of standard sleeping car passengers.
★ Regularly assigned through cars air-conditioned. (f) Stops only on signal.
▲ Motor Bus between Lund and Cedar City. □ Conditional stop; see Table 24.
♦ Motor Bus connections with main line trains at East Los Angeles.
(C.T.) Central time. (M.T.) Mountain time. (P.T.) Pacific time.
Time from 12.01 midnight to 12.00 noon shown in light face type.
Time from 12.01 noon to 12.00 midnight shown in heavy face type.

ST. LOUIS—KANSAS CITY—SAN FRANCISCO via Denver

Pony Express-Gold Coast 37-23 Example		Streamliner City of St. Louis-Utah-San Francisco 9-3-27 Example		Table E Condensed Schedules All Trains Daily		San Francisco Overland-Streamliner City of St. Louis 28-10 Example		Gold Coast-Pony Express 24-38 Example	
4.00	SUN	9.00	SUN	Wabash	Ar	1.00	TUE	7.30	WED
9.00	SUN	9.00	SUN	St. Louis (C.S.T.)	Ar	8.00	TUE	11.55	TUE
11.30	SUN	9.30	SUN	Kansas City Union Pacific	Ar	7.45	TUE	11.30	TUE
12.30	MON	10.30	MON	Lawrence	Ar	6.30	TUE	10.33	TUE
1.15	MON	10.38	MON	Topeka	Ar	6.30	TUE	10.05	WE
2.25	MON	11.27	MON	Manhattan	Ar	5.40	TUE	8.50	WE
3.15	MON	11.55	MON	Junction City	Ar	5.15	TUE	8.20	WE
4.45	MON	12.45	MON	Salina	Ar	4.20	TUE	7.35	WE
7.50	MON	2.32	MON	Ellis (C.S.T.)	Ar	2.32	TUE	7.00	WE
7.20	MON	2.53	MON	Oakley	Ar	2.20	TUE	4.55	WE
9.10	MON	3.08	MON	Denver	Ar	1.15	TUE	4.35	WE
10.25	MON	3.58	MON	La Salle	Ar	12.06	TUE	3.20	WE
1.15	MON	5.55	MON	Cheyenne	Ar	9.27	MON	1.53	WE
3.30	MON	7.25	MON	Cheyenne	Ar	8.00	MON	12.55	WE
5.30	MON	7.45	MON	Laramie	Ar	7.45	MON	10.32	WE
6.17	MON	8.34	MON	Rawlins	Ar	6.41	MON	8.50	WE
6.27	MON	8.45	MON	Rock Springs	Ar	6.41	MON	7.45	WE
Via Borie		10.00	MON	Green River	Ar	6.41	MON	6.20	WE
Cut-Off		10.25	MON	Evanston	Ar	5.40	MON	6.41	WE
2.30	MON	11.59	MON	Ogden (M.S.T.)	Ar	5.05	MON	4.10	WE
4.00	MON	11.45	MON	Ogden (M.S.T.)	Ar	4.10	MON	4.10	WE
6.15	MON	2.12	TUE	Cheyenne	Ar	3.45	MON	1.50	WE
9.10	MON	2.45	TUE	Laramie	Ar	3.45	MON	1.50	WE
11.17	MON	4.50	TUE	Rawlins	Ar	1.25	MON	11.32	MO
1.03	TUE	6.35	TUE	Rock Springs	Ar	1.25	MON	11.10	MO
11.30	MON	5.30	TUE	Green River	Ar	8.32	MON	8.57	MO
1.18	TUE	10.15	TUE	Ogden (M.S.T.)	Ar	6.45	MON	7.10	MO
11.11	TUE	10.50	TUE	Salt Lake City (M.T.)	Ar	8.00	MON	10.25	MO
12.09	TUE	11.55	TUE	Ogden (M.S.T.)	Ar	6.25	MON	6.00	MO
4.15	WED	4.55	WED	Reno (P.S.T.)	Ar	6.40	SUN	4.45	MO
6.01	WED	7.07	WED	Truckee	Ar	5.40	SUN	3.30	MO
6.12	WED	7.23	WED	Sacramento	Ar	1.40	SUN	10.40	SUN
6.20	WED	7.35	WED	Berkeley	Ar	11.47	SUN	7.54	SUN
6.50	TUE	8.15	WED	Oakland (16th St.)	Ar	11.38	SUN	7.44	SUN
				Oakland Pier	Ar	11.30	SUN	7.35	SUN
				San Francisco (P.S.T.)	Ar	11.00	SUN	7.00	SUN

★ **NO. 9-3-27—Streamliner—CITY OF ST. LOUIS—UTAH—SAN FRANCISCO OVERLAND—DAILY**
Wabash 9 to Kansas City; 9 to Cheyenne; 3 to Ogden; S. P. 27 to San Francisco.

Club Lounge Car Service ⊗ St. Louis to San Francisco.
Standard Sleeping Cars... St. Louis to San Francisco—6 Sections, 6 Roomettes, 4 Double Bedrooms.
St. Louis to Green River—10 Sections, D. R., Compt. (No. 11 to Portland).
St. Louis to Ogden—6 Sections, 6 Roomettes, 4 Double Bedrooms (No. 3 to Los Angeles).
St. Louis to Denver—10 Sections, D. R., Compt. (Summer Season only).
Kansas City to Denver—6 Sections, 6 Roomettes, 4 Double Bedrooms.
Salt Lake City to San Francisco—10 Sections, D. R., Compts. (No. 33 to Ogden).
Reserved Seat Coaches... St. Louis to Ogden (No. 3 to Los Angeles)—48 seats.
St. Louis to Green River (No. 11 to Portland)—48 seats.
St. Louis to San Francisco.
Ogden to San Francisco (through in No. 27 from Chicago).

Dining Car... A la carte and club or table d'hote service.

★ **NO. 37-23—PONY EXPRESS—GOLD COAST—DAILY**
No. 37 to Ogden; S. P. No. 23 to San Francisco.

Lounge Car Service ⊗ Denver to San Francisco.
Standard Sleeping Cars... Kansas City to Ogden—12 Sections, D. R. (No. 37 to Los Angeles—open 10.00 p.m.).
Denver to San Francisco—12 Sections, D. R.
Denver to Ogden—12 Sections, D. R. (No. 37 to Salt Lake City).
Denver to Ogden—6 Sections, 6 Roomettes, 4 Double Bedrooms (No. 37 to Salt Lake City).
Ogden to San Francisco—10 Sec., 1 D. R., 2 Compts.
St. Louis via Omaha to San Francisco—12 Sec., D.R. (Wab. 11 to Omaha—No. 23 to San Francisco).

Reclining Seat Coach... Kansas City to San Francisco.
Dining Car... A la carte and club or table d'hote service.

★ **NO. 28-10—SAN FRANCISCO OVERLAND—Streamliner CITY OF ST. LOUIS—DAILY**
S. P. 28 to Ogden; 28 to Cheyenne; 10 to Kansas City; Wabash 10 to St. Louis.

Club Lounge Car Service ⊗ San Francisco to St. Louis.
Standard Sleeping Cars... San Francisco to St. Louis—6 Sections, 6 Roomettes, 4 Double Bedrooms.
San Francisco to Salt Lake City—10 Sections, D. R., Compts. (No. 37 south of Ogden).
Cheyenne to St. Louis—6 Sections, 6 Roomettes, 4 Double Bedrooms (No. 4 from Los Angeles).
Cheyenne to St. Louis—10 Sections, D. R., Compt. (Nos. 12-4 from Portland).
Denver to Kansas City—6 Sections, 6 Roomettes, 4 Double Bedrooms.
Denver to St. Louis—10 Sections, D. R., Compt. (Summer Season only).
San Francisco to Cheyenne (No. 28 to Chicago).
Cheyenne to St. Louis (48 seats—4 cars—1 each from Cheyenne, Los Angeles, San Francisco and Portland).

Dining Car... A la carte and club or table d'hote service.

★ **NO. 24-38—GOLD COAST—PONY EXPRESS—DAILY**
S. P. No. 24 to Ogden; No. 38 to Kansas City.

Lounge Car Service ⊗ San Francisco to Denver.
Standard Sleeping Cars... Ogden to Kansas City—12 Sections, D. R. (No. 38 from Los Angeles).
Ogden to Denver—12 Sections, D. R. (No. 38 from Salt Lake City).
Ogden to Denver—6 Sections, 6 Roomettes, 4 Double Bedrooms (No. 38 from Salt Lake City).
San Francisco to Ogden—10 Sec., 1 D. R., 2 Compts.
San Francisco to Denver—12 Sections, D. R.
San Francisco to St. Louis via Omaha—12 Sec., D.R. (S.P. 24 to Ogden, U.P. 24 to Omaha, Wab. 14 to St. Louis).
Reclining Seat Coach... San Francisco to Kansas City.
Dining Car... A la carte and club or table d'hote service.

Footnotes for Page 13

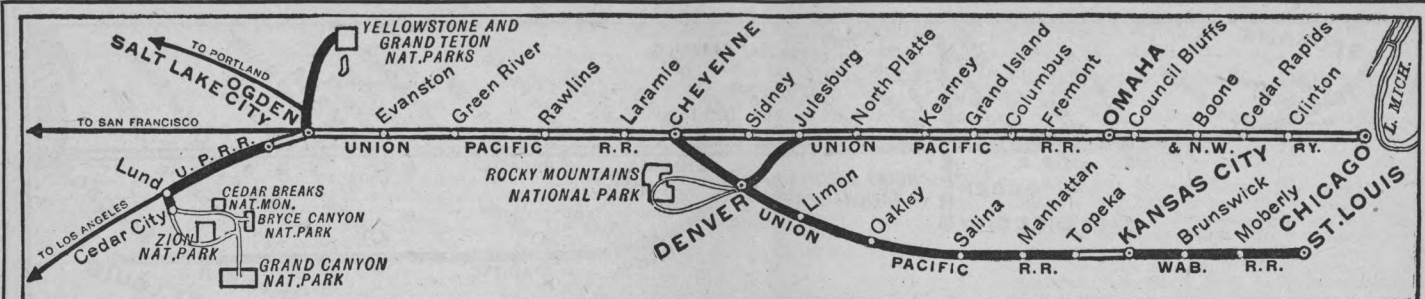
⊗ Club and lounge cars are for the exclusive use of standard sleeping car passengers.
□ Conditional stop; see table 24.
★ Regularly assigned through cars air-conditioned. (f) Stops only on signal.
● Beginning Oct. 2, No. 23 will leave Ogden at 7:30 a.m. and arrive San Francisco at 7:30 a.m.; No. 24 will leave San Francisco at 6:00 p.m. and arrive Ogden at 6:30 p.m.
(C.S.T.) Central standard time. (M.S.T.) Mountain standard time. (P.S.T.) Pacific standard time.
Time from 12.01 midnight to 12.00 noon shown in light face type.
Time from 12.01 noon to 12.00 midnight shown in heavy face type.

ST. LOUIS—KANSAS CITY—PORTLAND—SEATTLE via Denver

Table F Condensed Schedules All Trains Daily. Includes columns for Pony Express-Portland Rose, Streamliner City of St. L., and Idahoan-Streamliner City of St. L. with various train routes and times.

Equipment for Page 14. NO. 9-3-11-Streamliner CITY OF ST. LOUIS—IDAHOAN—DAILY. NO. 12-4-10—IDAHOAN—Streamliner CITY OF ST. LOUIS—DAILY. NO. 18-38—PORTLAND ROSE—PONY EXPRESS—DAILY. Includes details on lounge cars, sleeping cars, and dining services.

Footnotes for Page 14. Regularly assigned through cars air conditioned. Motor bus. This service is provided passengers arriving or departing Shoshone and holding through rail tickets to and from Ketchum and room reservations at Sun Valley.



CHICAGO—MINNEAPOLIS—OMAHA—DENVER

Table G Condensed Schedules All Trains Daily. Includes columns for Columbine 15 Daily Example, Streamliner City of Denver 111 Daily Example, and Columbine 16 Daily Example. Lists routes to Chicago, Minneapolis, and Omaha.

ST. LOUIS—KANSAS CITY—DENVER—SALT LAKE CITY

Table H All Trains Daily. For Complete Schedules See Table 17. Includes columns for The Kansan 39 Example, Pony Express 37 Example, City of St. Louis-Utah 9-3 Example, and The Kansan 40 Example. Lists routes to Kansas City, Denver, and Salt Lake City.

Footnotes for Page 15. Club and lounge cars are for the exclusive use of standard sleeping car passengers. Regularly assigned through cars air-conditioned. Conditional stop; see Tables 1 or 17. Stops only on signal.



CHICAGO — OMAHA — SPOKANE

No. 105 - Bus Example	No. 23-17-62-20 Example	Table K Condensed Schedules All Trains Daily	No. 19-61-18-24 Example	Bus No. 106 Example
6.30 SUN	8.10 SUN	LV Chicago (C.T.) C. & N. W. Ar	8.15 WED	11.30 TUE
2.50 MON	8.30 MON	LV Omaha (Union Pacific) Ar	7.50 TUE	3.05 TUE
6.37 " "	2.00 " "	Ar North Platte (C.T.) Lv	1.40 " "	10.58 MON
5.40 " "	1.10 " "	LV North Platte (M.T.) Ar	12.30 " "	9.55 " "
9.20 " "	6.25 MON	LV Cheyenne Ar	8.30 TUE	6.50 " "
7.10 " "	10.15 TUE	LV Pocatello Ar	5.35 MON	8.55 " "
10.55 MON	3.30 " "	LV Boise Ar	12.10 " "	5.00 " "
12.45 TUE	6.15 " "	Ar Huntington (M.T.) Lv	9.35 " "	3.05 " "
11.45 MON	5.25 " "	LV Huntington (P.T.) Ar	8.25 " "	2.05 MON
4.20 TUE	10.55 " "	Ar Pendleton Ar	3.25 " "	9.38 SUN
9.00 TUE	11.40 TUE	LV Pendleton Ar	3.00 " "	9.05 SUN
	2.05 WED	Ar Wallula Ar	1.10 MON	
	7.40 WED	Ar Yakima Ar	8.30 SUN	
10.32 TUE	5.15 WED	Ar Walla Walla Ar	10.30 SUN	7.32 SUN
	4.45 WED	Ar Ayer Ar	11.20 SUN	
3.35 TUE	8.25 WED	Ar Lewiston Ar	8.00 SUN	4.15 SUN
	8.50 WED	Ar Moscow Ar	7.15 SUN	
3.35 TUE	7.00 WED	Ar Spokane (P.T.) Ar	9.30 SUN	2.15 SUN

★ NO. 105—Streamliner CITY OF PORTLAND—DAILY
 No. 105 to Pendleton; Bus to Spokane.
 Club Lounge Car @.....Chicago to Pendleton (Barber, valet, bath, radio).
 Standard Sleeping Cars.....Chicago to Pendleton—Drawing rooms, Compts., Bed-rooms, Roomettes, Sections.
 Reclining Seat Coaches.....Chicago to Pendleton—(all seats reserved).
 Coach Lounge Car.....Chicago to Pendleton.
 Coffee Shop Dining Car.....A la carte and club or table d'hote service.
 Dining Car.....A la carte and club or table d'hote service.

★ NO. 23-17-62-20—GOLD COAST—DAILY
 No. 23 to Green River; No. 17 to Pendleton; No. 62 to Wallula; No. 20 to Spokane.
 Club Lounge Car Service @.....Chicago to Pendleton.
 Standard Sleeping Cars.....Chicago to Green River—12 Sec., D. R. (for San Francisco).
 Chicago to Pendleton—12 Sections, D. R. (for Portland).
 Pocatello to Spokane—12 Sections, D. R. (No. 33 from Salt Lake City).
 Reclining Seat Coaches.....Chicago to Pendleton (for Portland); Green River to Spokane (No. 17 from Denver).
 Dining Car.....A la carte and club or table d'hote service.

★ NO. 19-61-18-24—GOLD COAST—PORTLAND ROSE—DAILY
 No. 19 to Wallula; No. 61 to Pendleton; No. 18 to Green River; No. 24 to Chicago.
 Club Lounge Car Service @.....Pendleton to Chicago.
 Standard Sleeping Cars.....Green River to Chicago—12 Sec., D. R. (from San Francisco).
 Pendleton to Chicago—12 Sec., D. R. (from Portland).
 Spokane to Pocatello—12 Sections, D. R. (No. 34 to Salt Lake City).
 Spokane to Los Angeles—10 Sec., 1 Compt., 2 Bdrms. (leave Fridays only during Dec., Jan. and Febr.—Nos. 34-3 south of Pocatello).
 Reclining Seat Coaches.....Spokane to Green River (No. 18 to Denver); Pendleton to Chicago (from Portland).
 Dining Car.....A la carte and club or table d'hote service.

★ NO. 106—Streamliner CITY OF PORTLAND—DAILY
 Bus to Pendleton; No. 106 to Chicago.
 Club Lounge Car @.....Pendleton to Chicago (Barber, valet, bath, radio).
 Standard Sleeping Cars.....Pendleton to Chicago—Drawing-rooms, Compts., Bed-rooms, Roomettes, Sections.
 Reclining Seat Coaches.....Pendleton to Chicago—(all seats reserved).
 Coach Lounge Car.....Pendleton to Chicago.
 Coffee Shop Dining Car.....A la carte and club or table d'hote service.
 Dining Car.....A la carte and club or table d'hote service.

ST. LOUIS — KANSAS CITY — SPOKANE

No. 37-17-62-20 Example	Table L Condensed Schedules All Trains Daily	No. 19-61-18-38 Example
4.00 SUN	LV St. Louis (C.T.) Wabash Ar	7.30 WED
9.00 " "	Ar Kansas City Ar	11.55 TUE
11.30 SUN	LV Kansas City (Union Pacific) Ar	11.30 " "
5.35 MON	Ar Denver (M.T.) Ar	8.10 TUE
10.15 TUE	Ar Pocatello Ar	5.35 MON
10.55 " "	Ar Pendleton (P.T.) Ar	3.25 " "
11.40 TUE	LV Pendleton Ar	3.00 " "
12.55 WED	LV Wallula Ar	1.55 " "
2.05 WED	Ar Wallula Ar	1.10 MON
	7.40 WED	Ar Yakima Ar
	5.15 " "	Ar Walla Walla Ar
3.05 " "	Ar Wallula Ar	12.55 " "
4.23 " "	Ar Ayer Ar	11.48 " "
	8.25 " "	Ar Lewiston Ar
	8.50 " "	Ar Moscow Ar
4.23 " "	Ar Ayer Ar	11.48 " "
6.32 " "	Ar Cheney Ar	9.56 " "
7.00 WED	Ar Spokane (P.T.) Ar	9.30 SUN

Equipment for Table L
★ NO. 37-17-62-20—PONY EXPRESS—PORTLAND ROSE—DAILY
 No. 37 to Denver; No. 17 to Pendleton; No. 62 to Wallula; No. 20 to Spokane.
 Club Lounge Car @.....Denver to Pendleton.
 Standard Sleeping Cars.....Denver to Pendleton—10 Sec., 3 D. Bdrms. (for Portland).
 Kansas City to Pendleton—12 Sec., D. R. (for Seattle). (open 10.00 p.m.).
 Pocatello to Spokane—12 Sections, D. R. (No. 33 from Salt Lake City).
 Kansas City to Denver—12 Sec., D. R. (to Los Angeles—open 10.00 p.m.).
 Pendleton to Denver—10 Sec., 3 Double Bedrooms (from Portland).
 Pendleton to Kansas City—12 Sec., D. R. (from Seattle).
 Denver to Kansas City—12 Sec., D. R. (from Los Angeles).
 Reclining Seat Coaches.....Kansas City to Pendleton; Denver to Spokane.
 Dining Car.....A la carte and club or table d'hote service.

★ NO. 19-61-18-38—PORTLAND ROSE—PONY EXPRESS—DAILY
 No. 19 to Wallula; No. 61 to Pendleton; No. 18 to Denver; No. 38 to Kansas City.
 Club Lounge Car @.....Pendleton to Denver.
 Standard Sleeping Cars.....Spokane to Pocatello—12 Sec., D. R. (No. 34 to Salt Lake City).
 Pendleton to Denver—10 Sec., 3 Double Bedrooms (from Portland).
 Pendleton to Kansas City—12 Sec., D. R. (from Seattle).
 Denver to Kansas City—12 Sec., D. R. (from Los Angeles).
 Reclining Seat Coaches.....Spokane to Denver.
 Dining Car.....A la carte and club or table d'hote service.

Footnotes for Page 16
 (C.T.) Central time. (M.T.) Mountain time. (P.T.) Pacific time.
 Time from 12.01 midnight to 12.00 noon shown in light face type.
 Time from 12.01 noon to 12.00 midnight shown in heavy face type.
 @ Club and lounge cars are for the exclusive use of standard sleeping car passengers.
 ★ Regularly assigned through cars air-conditioned.
 † Via Overland Greyhound Bus north of Pendleton.

CHICAGO — ST. LOUIS — KANSAS CITY — WEST YELLOWSTONE — VICTOR

No. 85-39-11-35-47 Example	Table O Summer Season All Trains Daily	No. 48-36-12-28-10 Example
12.30 SUN	LV Chicago (CST) C. & N. W. Ar	1.00 TUE
9.37 SUN	Ar Omaha Ar	3.40 " "
11.00 MON	LV Omaha (Union Pacific) Ar	3.10 TUE
9.55 MON	LV Cheyenne (M.S.T.) Ar	5.20 MON
	4.00 SUN	LV St. Louis (C.S.T.) (Wab.) Ar
	9.00 " "	Ar Kansas City Ar
	9.20 SUN	LV Kansas City Ar
	7.25 MON	LV Denver (M.S.T.) Ar
	7.45 " "	LV Denver Ar
	10.00 MON	Ar Cheyenne Ar
	10.25 MON	LV Cheyenne (M.S.T.) Ar
	5.00 " "	Ar Green River Ar
	5.40 " "	LV Green River Ar
	10.55 MON	Ar Pocatello Ar
	1.45 TUE	LV Pocatello Ar
	2.30 " "	LV Blackfoot Ar
	3.10 TUE	LV Idaho Falls Ar
	5.20 TUE	LV Ashton Ar
	7.00 TUE	Ar Victor Ar
	7.30 TUE	Ar W. Yellowstone (M.S.T.) Ar
		5.05 MON
		10.40 " "
		10.10 " "
		4.25 " "
		1.35 " "
		12.50 " "
		12.05 MON
		10.10 SUN
		9.55 SUN
		8.15 SUN
		7.30 SUN

★ NO. 85-39-11-35-47 (NATIONAL PARKS SPECIAL) YELLOWSTONE SPECIAL—DAILY
★ NO. 9-3-11-35-47 (CITY OF ST. LOUIS) SPECIAL—DAILY
 C. & N. W. No. 85 Chicago to Omaha; No. 3 Omaha to Green River; Wabash No. 9 St. Louis to Kansas City; No. 9 to Cheyenne; No. 3 to Green River; No. 11 to Pocatello; No. 35 to Ashton and West Yellowstone; No. 47 Ashton to Victor.
 Club Lounge Car Service @.....Chicago and St. Louis to West Yellowstone.
 Standard Sleeping Car.....Chicago to West Yellowstone—10 Sec., D. R., Compts. St. Louis to West Yellowstone—Sections and Rooms (requires car to car change after leaving Cheyenne).
 Coaches.....Chicago to Omaha; Omaha to Green River; Green River to Pocatello; St. Louis to Pocatello (seats reserved); Pocatello to West Yellowstone and Victor.
 Dining Car.....A la carte and club or table d'hote service.
★ NO. 48-36-12-10-28—SAN FRAN. OVERLAND—DAILY
★ YELLOWSTONE SPECIAL (CITY OF ST. LOUIS)—DAILY
 No. 48 Victor to Ashton; No. 36 W. Yellowstone and Ashton to Pocatello; No. 12 to Green River; No. 28 to Chicago; No. 10 Cheyenne to St. Louis. C. & N. W. east of Omaha; Wabash east of Kansas City.
 Club Lounge Car Service @.....West Yellowstone to St. Louis and Chicago.
 Standard Sleeping Cars.....W. Yellowstone to Chicago—10 Sec., D. R., Compts. West Yellowstone to St. Louis—Sections and Rooms (requires car to car change after leaving Pocatello).
 Coaches.....Victor and W. Yellowstone to Pocatello; Pocatello to Cheyenne and St. Louis; Cheyenne to Chicago (all seats reserved east of Pocatello).
 Dining Car.....A la carte and club or table d'hote service.

LOS ANGELES — SALT LAKE CITY — WEST YELLOWSTONE — BUTTE

Yellowstone Special 38-29 35-47 Example	Northwest Special 33 Example	Butte Special 38-29 Example	Table R Condensed Schedules All Trains Daily	Butte Special 30-37 Example	Northwest Special 34-3 Example	Yellowstone Special 38-29 35-47 Example
7.30 SU	7.30 SU	7.30 SU	LV Los Angeles (P.S.T.) Ar	7.00 TU	3.20 MO	7.00 TU
7.55 " "	7.55 " "	7.55 " "	Ar East Los Angeles Ar	6.30 " "	2.55 " "	6.30 " "
9.15 " "	9.15 " "	9.15 " "	Ar Riverside Ar	5.00 " "	1.55 " "	5.00 " "
9.45 " "	9.45 " "	9.45 " "	Ar San Bernardino Ar	4.30 " "	1.30 " "	4.30 " "
9.55 " "	9.55 " "	9.55 " "	LV San Bernardino Ar	4.20 " "	1.25 " "	4.20 " "
12.01 MO	12.01 MO	12.01 MO	Ar Barstow Ar	2.00 TU	11.25 " "	2.00 TU
5.00 MO	5.00 MO	5.00 MO	Ar Las Vegas Ar	9.15 MO	7.50 " "	9.15 MO
5.30 " "	5.30 " "	5.30 " "	LV Las Vegas Ar	8.45 " "	7.35 " "	8.45 " "
8.40 " "	8.40 " "	8.40 " "	Ar Caliente (P.S.T.) Ar	5.07 " "	4.40 " "	5.25 " "
11.50 " "	11.50 " "	11.50 " "	LV Lund (M.S.T.) Ar	3.50 " "	3.33 " "	4.00 " "
12.30 " "	12.30 " "	12.30 " "	Ar Milford Ar	3.05 " "	2.55 " "	3.05 " "
12.40 " "	12.40 " "	12.40 " "	Ar Milford Ar	2.50 " "	2.45 " "	2.50 " "
2.30 " "	2.30 " "	2.30 " "	Ar Lyndyl Ar	12.45 " "	12.45 " "	12.45 " "
2.30 " "	2.30 " "	2.30 " "	LV Lyndyl Ar	12.45 " "	12.45 " "	12.45 " "
5.15 " "	5.15 " "	5.15 " "	Ar Salt Lake City Ar	9.40 " "	10.55 SU	9.40 " "
8.00 " "	11.30 SU	8.00 " "	LV Salt Lake City Ar	7.45 " "	10.25 " "	7.30 " "
9.00 " "	12.30 MO	9.00 " "	Ar Ogden Ar	6.45 " "	9.25 " "	6.30 " "
9.30 " "	1.00 " "	9.30 MO	LV Ogden Ar	6.25 " "	9.05 " "	6.10 " "
12.55 TU	4.45 " "	12.55 TU	Ar Pocatello Ar	3.05 " "	5.45 " "	2.50 " "
1.45 " "	5.15 " "	1.35 " "	LV Pocatello Ar	2.35 " "	4.55 " "	1.35 " "
2.30 " "	6.08 " "	2.20 " "	Ar Blackfoot Ar	1.52 " "	4.10 " "	12.50 " "
3.15 TU	7.00 MO	3.10 TU	LV Blackfoot Ar	1.05 MO	3.25 SU	12.05 MO
3.30 TU	7.20 MO		Ar Idaho Falls Ar		2.55 SU	11.45 SU
4.32 " "	8.25 " "		Ar St. Anthony Ar		1.43 " "	10.34 SU
5.10 TU	8.55 MO		Ar Ashton Ar		1.20 SU	10.10 SU
5.20 TU	9.00 MO		Ar Ashton Ar		1.15 SU	9.55 SU
7.00 TU	10.40 MO		Ar Victor Ar		11.35 SU	8.15 SU
7.30 TU			Ar Victor Ar			7.30 SU
			Ar West Yellowstone Ar			
			3.10 TU	LV Idaho Falls Ar	1.05 MO	
			4.32 " "	LV Dubois Ar	11.45 SU	
			4.53 " "	LV Spencer Ar	11.22 " "	
			5.55 " "	Ar Lima Ar	10.30 " "	
			6.05 " "	LV Lima Ar	10.20 " "	
			6.47 " "	Ar Armstead Ar	9.40 " "	
			7.16 " "	LV Dillon Ar	9.05 " "	
			8.10 " "	LV Melrose Ar	8.13 " "	
			9.10 " "	Ar Silver Bow Ar	7.20 " "	
			9.30 TU	Ar Butte (M.S.T.) Ar	7.00 SU	

★ NO. 38-29—PONY EXPRESS—BUTTE SPECIAL—DAILY
 No. 38 to Salt Lake City; No. 29 to Butte.
 Club Lounge Car @.....Los Angeles to Salt Lake City; Salt Lake City to Butte.
 Standard Sleeping Cars.....Los Angeles to Butte—10 Sec., 1 D. R., 2 Compts. Salt Lake City to Butte—10 Sec., 3 Dbl. Bdrms.
 Reclining Seat Coaches.....Los Angeles to Salt Lake City; Salt Lake City to Butte.
 Dining Car.....Las Vegas to Salt Lake City; Salt Lake City to Butte.
★ NO. 33—NORTHWEST SPECIAL—DAILY—Salt Lake City to Victor.
 Standard Sleeping Car.....Salt Lake City to Pocatello—12 Sections, D. R. (No. 17-62-20 Pocatello to Spokane—open 9:30 p.m.).
 Reclining Seat Coaches.....Salt Lake City to Victor.
★ NO. 38-29-35-47—PONY EXPRESS—YEL'STONE SPECIAL—DAILY
 No. 38 to Salt Lake City; No. 29 to Butte; No. 35 Pocatello to Ashton and West Yellowstone; No. 47 Ashton to Victor.
 (Summer Season Service)
 Club Lounge Car Service @.....Los Angeles to West Yellowstone.
 Standard Sleeping Cars.....Los Angeles to Butte—10 Sec., 1 D. R., 2 Compts. Salt Lake City to Butte—10 Sections, 3 Dbl. Bdrms. Salt Lake City to West Yellowstone—6 Compts., 3 D. R. Salt Lake City to West Yellowstone—14 Sections. Pocatello to West Yellowstone—8 Sections, D. R., Compts. (occupancy from 9:30 p.m.).
 Reclining Seat Coaches.....Los Angeles to Salt Lake City; Salt Lake City to Butte. Salt Lake City to Victor (No. 31 to Pocatello).
 Dining Car.....East of Las Vegas—a la carte and club or table d'hote service.
★ NO. 30-37—BUTTE SPECIAL—PONY EXPRESS—DAILY
 No. 30 to Salt Lake City; No. 37 to Los Angeles.
 Club Lounge Car @.....Butte to Salt Lake City; Salt Lake City to Los Angeles.
 Standard Sleeping Cars.....Butte to Los Angeles—10 Sec., 1 D. R., 2 Compts. Butte to Salt Lake City—10 Sec., 3 Dbl. Bdrms.
 Reclining Seat Coaches.....Butte to Salt Lake City.
 Dining Car.....Butte to Pocatello; Salt Lake City to Las Vegas.
★ NO. 34-3—NORTHWEST SPECIAL—DAILY
 No. 34 to Salt Lake City; No. 3 to Los Angeles.
 Standard Sleeping Cars.....Pocatello to Salt Lake City—12 Sec., D. R. (No. 19-61-18 from Spokane).
 Reclining Seat Coaches.....Victor to Salt Lake City.
 Dining Car.....Pocatello to Salt Lake; Salt Lake to Las Vegas.
★ NO. 48-36-30-37—YEL'STONE SPECIAL—PONY EXPRESS—DAILY
 No. 48 Victor to Ashton; No. 36 W. Yellowstone and Ashton to Pocatello; No. 30 to Salt Lake City; No. 37 to Los Angeles.
 (Summer Season Service)
 Club Lounge Car Service @.....West Yellowstone to Los Angeles.
 Standard Sleeping Cars.....Butte to Los Angeles—10 Sec., 1 D. R., 2 Compts. Butte to Salt Lake City—10 Sections, 3 Dbl. Bdrms. West Yellowstone to Salt Lake City—14 Sections. West Yellowstone to Salt Lake City—6 Compts. 3 D. R. West Yellowstone to Pocatello—8 Sections, D. R., Compts. (occupancy until 8:00 a.m.—breakfast service).
 Reclining Seat Coaches.....West Yellowstone to Salt Lake City. Victor to Salt Lake City (No. 32 South of Pocatello).
 Dining Car.....Salt Lake City to Las Vegas.

Footnotes for Page 17
 @ Club and lounge cars are for the exclusive use of standard sleeping car passengers.
 ★ Regularly assigned through cars air-conditioned.
 (f) Stops only on signal.
 ○ First car leaves Chicago June 18; West Yellowstone June 20.
 ■ Operates only during Yellowstone Park season, June 20 to September 11.
 □ Nos. 45 and 46 run between Idaho Falls and Victor during full and winter season.
 (C.S.T.) Central standard time. (M.S.T.) Mountain standard time. (P.S.T.) Pacific standard time.
 Time from 12.01 noon to 12.00 midnight shown in heavy face type.

SALT LAKE CITY — BOISE — PENDLETON — SPOKANE

Table T Condensed Schedules All Trains Daily. Includes routes for Salt Lake City, Ogden, Pocatello, Minidoka, Shoshone, Sun Valley, Ketchum, Shoshone, Boise, Huntington (M.S.T.), Huntington (P.S.T.), Baker, La Grande, Pendleton, Umatilla, Wallula, Ayer, and Spokane (P.S.T.).

SALT LAKE CITY — BOISE — PORTLAND — SEATTLE

Table U Condensed Schedules All Trains Daily. Includes routes for Salt Lake City (M.S.T.), Ogden, Pocatello, Minidoka, Shoshone, Sun Valley, Ketchum, Shoshone, Boise, Huntington (M.S.T.), Huntington (P.S.T.), Baker, La Grande, Pendleton, The Dalles, and Portland. Also includes routes for Portland, Tacoma, and Seattle (P.S.T.).

Equipment for Table T. NO. 33-17-62-20—NORTHWEST SPECIAL—PORTLAND ROSE—DAILY. NO. 19-61-18-34—PORTLAND ROSE—NORTHWEST SPECIAL—DAILY. NO. 33-17-457—NORTHWEST SPECIAL—PORTLAND ROSE—DAILY.

Equipment for Table U. NO. 31-11-459—IDAHOAN—DAILY. NO. 33-17-457—NORTHWEST SPECIAL—PORTLAND ROSE—DAILY. NO. 458-18-34—PORTLAND ROSE—NORTHWEST SPECIAL—DAILY.

Los Angeles — Salt Lake City — Sun Valley

Table V Condensed Schedules All Trains Daily. Includes routes for Los Angeles (P.S.T.), East Los Angeles, Las Vegas (PT.), Salt Lake City (MST), Salt Lake City, Ogden, Pocatello, and Sun Valley (MST).

Equipment for Table V. NO. 38-33-17—S. V. BUS—PONY EXPRESS—NORTHWEST SPECIAL—PORTLAND ROSE—SUN VALLEY BUS—DAILY. NO. 38-33-17-S. V. BUS—PONY EXPRESS—NORTHWEST SPECIAL—PORTLAND ROSE—SUN VALLEY BUS—DAILY. S. V. BUS-NO. 18-34-3—SUN VALLEY BUS—PORTLAND ROSE—NORTHWEST SPECIAL—UTAHN—DAILY.

NOTE—For Chicago and St. Louis—Sun Valley Service see Table C, pages 10 and 11, and Table F, page 14.

Footnotes for Page 18. Club and lounge cars are for the exclusive use of standard sleeping car passengers. Regularly assigned through cars air-conditioned. Motor bus. This service is provided passengers arriving or departing Shoshone and holding through rail tickets to and from Ketchum and room reservations at Sun Valley. Time from 12.01 midnight to 12.00 noon shown in light face type. Time from 12.01 noon to 12.00 midnight shown in heavy face type.

PORTLAND — WALLA WALLA — YAKIMA — LEWISTON — SPOKANE

Table W All Trains Daily—(Pacific Standard Time). Includes routes for Portland, Hood River, The Dalles, Arlington, Umatilla, Wallula, Walla Walla, Ayer, Riparia, Lewiston, Ayer, Marengo, Cheney, and Spokane.

Spokane, San Francisco and Los Angeles

Table X All Trains Daily (Pacific Standard Time). Includes routes for Spokane (UP), Wallula, Portland, Portland So. Pac., Salem, Eugene, Klamath Falls, Redding, Sacramento, San Francisco, Sacramento, Stockton, Fresno, and Los Angeles.

Seattle, San Francisco and Los Angeles

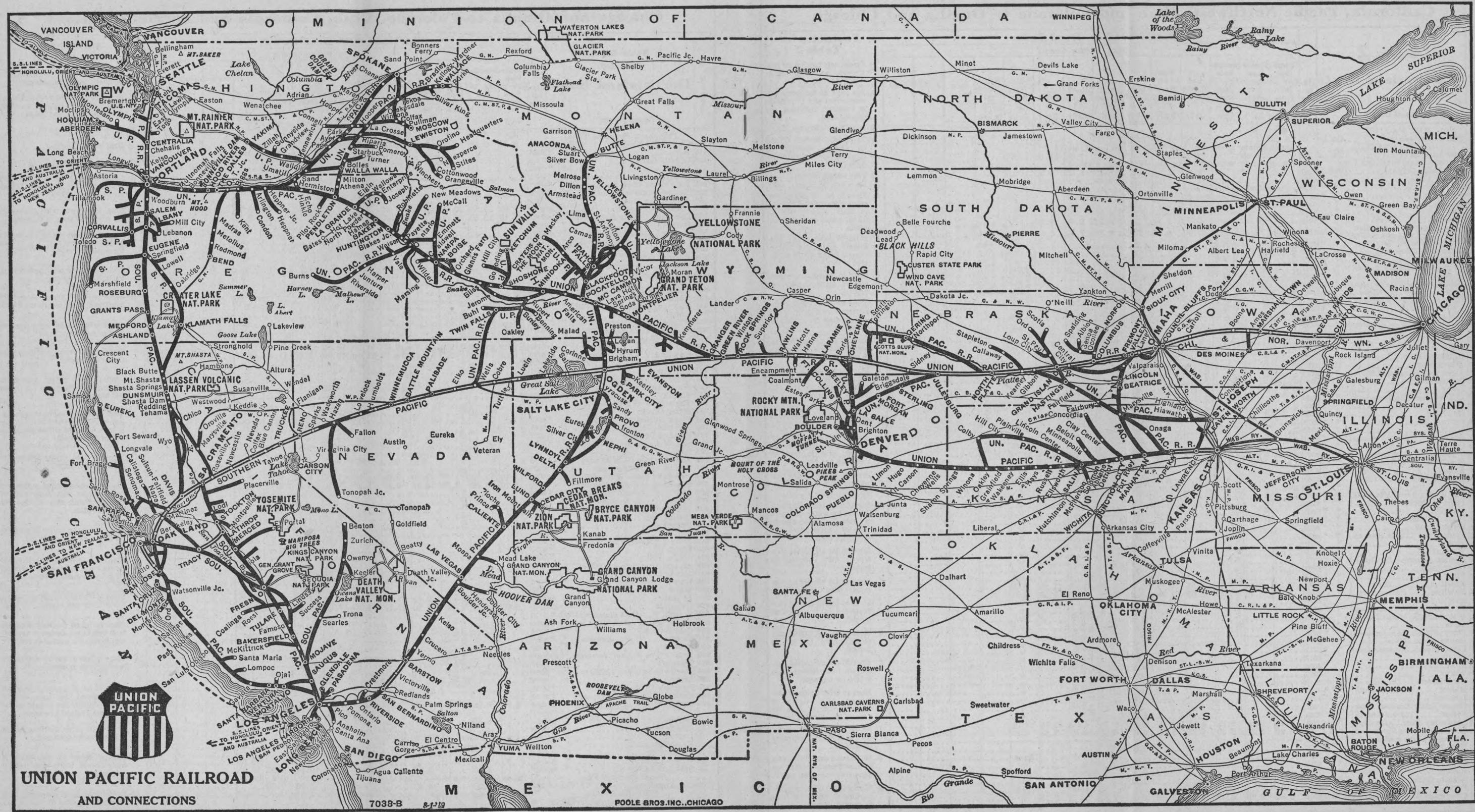
Table Y All Trains Daily (Pacific Standard Time). Includes routes for Seattle, Tacoma, Portland, Portland So. Pac., Salem, Eugene, Klamath Falls, Redding, Sacramento, San Francisco, Sacramento, Stockton, Fresno, and Los Angeles.

PORTLAND, TACOMA AND SEATTLE

Table Z All Trains Daily. Includes routes for Portland, Ore., Vancouver Wash., Kelso-Longview, Chehalis, Centralia, Tacoma, and Seattle.

Equipment for Tables Y and Z. NO. 401—DAILY. NO. 402—DAILY. NO. 403—DAILY. NO. 404—DAILY. NO. 405—DAILY. NO. 406—DAILY. NO. 407—DAILY. NO. 408—DAILY. NO. 409—DAILY. NO. 410—DAILY. NO. 411—DAILY. NO. 412—DAILY. NO. 413—DAILY. NO. 414—DAILY. NO. 415—DAILY. NO. 416—DAILY. NO. 417—DAILY. NO. 418—DAILY. NO. 419—DAILY. NO. 420—DAILY.

Arrives, departs Seattle Union Depot. Arrives, departs Seattle King Street Station. (H) Daily except Sundays and holidays. Rail station is at Kelso. There is independent bus service between Kelso and Longview every 20 minutes. Regularly assigned through cars air-conditioned. (K) Conditional stop; consult agent. U. P. Stages, Portland—Spokane. Via Pacific Greyhound Bus. (A) Runs via Davis.



UNION PACIFIC
AND CONNECTIONS

7038-B 8-1-19

POOLE BROS. INC. CHICAGO

Between Chicago, Omaha, Denver, Ogden, Salt Lake City and Los Angeles

Table No. 3 The Overland Route. WESTBOUND—Read Down and EASTBOUND—Read Up. Includes routes for Chicago, Omaha, St. Paul, Omaha, Salt Lake City, Ogden, and Los Angeles. Includes footnotes for motor bus connections and stops.

The Seasoned Traveler Goes by Train

For equipment, see pages 6 to 12, inclusive.

Between Chicago, Omaha, Denver, Ogden, Salt Lake City and Los Angeles

Table No. 3 (Continued) The Overland Route Pacific Standard Time. WESTBOUND—Read Down and EASTBOUND—Read Up. Includes routes for Los Angeles, San Bernardino, and various points in California. Includes footnotes for motor bus connections and stops.

See tables 7, 8 and 9 on this page, for more complete motor bus schedules to and from East Los Angeles.

Table No. 4 Mountain Standard Time. Salt Lake City — Provo — Lyndyl. Motor bus schedules for various routes.

Table No. 7 Pacific Time. East Los Angeles — Pasadena — Glendale. Motor bus schedules for various routes.

Table No. 5 Mountain Time. Salt Lake City — Smelter. Motor bus schedules for various routes.

Table No. 8 Pacific Time. East Los Angeles — Long Beach — San Pedro. Motor bus schedules for various routes.

Footnotes for Tables 4 to 10, Inclusive. Daily except Sundays and holidays. Trains 301 and 302 operate only during summer season.

Table No. 9 Pacific Time. East Los Angeles — Whittier — Anaheim. Motor bus schedules for various routes.

Table No. 10 Pacific Time. Las Vegas — Boulder City — Hoover Dam. Motor bus schedules for various routes.

For equipment, see pages 6 to 12 inclusive.

For explanation of reference marks in table 3, see page 26.

Between St. Louis, Kansas City, Topeka, Salina and Denver

Table No. 24 The Overland Route. Table No. 25 Kansas City - Junction City - Concordia. Table No. 26 Kansas City - Salina - Solomon - Beloit. Table No. 27 Kansas City - Salina - McPherson. Table No. 28 Kansas City - Salina - Plainville - Oakley. Includes columns for Motor, Passenger, Pony Express, and Streamliner services with various time and fare details.

For equipment see pages 12 to 18, inclusive. For explanation of reference marks see, page 33.

Between Denver, Cheyenne and Salt Lake City

Table No. 30 The Overland Route (Mountain Standard Time). Table No. 31 Ogden - Echo - Coalville - Park City. Table No. 32 Laramie - Coalmont. Table No. 33 Saratoga & Encampment Valley R. R. Co. Includes columns for City of St. Louis, Pony Express, and various time and fare details.

Distance between Denver and Salt Lake City via Borie is 613 miles; via Cheyenne is 625 miles.

Between Ogden and Salt Lake City

Table No. 31 (Mountain Time) 31. Table No. 32 Laramie - Coalmont. Table No. 33 Saratoga & Encampment Valley R. R. Co. Includes columns for Daily, 103 Daily, 1 Daily, 32 Daily, 37 Daily, 30 Daily, and various time and fare details.

Footnotes for Pages 32 and 33

- NOTE - See table 20 for detail schedules to Pacific Northwest.
NOTE - See table 14 for detail schedules to San Francisco.
NOTE - See table 3 for detail schedules to Los Angeles.
NOTE - Via Borie cut-off; not via Cheyenne.
NOTE - Daily.
NOTE - Daily except Sunday.
NOTE - Stops on signal.
NOTE - Monday, Wednesday and Friday only.
NOTE - Tuesday, Thursday and Saturday only.
NOTE - Local freight; limited space, hand baggage only; caboose for passengers.
NOTE - Local freight; carries combination coach-baggage car for passengers.
NOTE - Mountain Time on the main line but trains to or from Oakley on the Colby branch line use Central Time.
NOTE - Stops to take paying passengers for Denver and beyond.
NOTE - Stops to let off paying passengers from Denver and beyond.
NOTE - Stops to take on paying passengers for east of La Salle.
NOTE - Stops to let off paying passengers from Kansas City and beyond, and from Topeka; also to take for Denver and beyond.
NOTE - Stops to take on paying passengers for Denver and beyond.
NOTE - Stops to let off paying passengers from Denver and beyond; also to take for St. Louis and beyond.
NOTE - Stops to let off paying passengers from Denver and beyond; also to take for Salina and east thereof where train stops.
NOTE - Stops to let off paying passengers from Cheyenne and beyond.
NOTE - Conditional stop; see tables 1 and 2.
NOTE - Stops to take on paying passengers for beyond Pocatello.

For equipment, see pages 12 to 18, inclusive.

Between Salt Lake City, Ogden, Pocatello, West Yellowstone and Butte

Table No. 36 The Overland Route. WESTBOUND—Read Down. Table with columns for stations (Salt Lake City, Ogden, Pocatello, etc.), miles, and times.

Table No. 37 Cache Junction—Logan—Preston. Table with columns for stations (Salt Lake, Logan, Preston, etc.), miles, and times.

Footnotes for Page 34

* Daily. (f) Stops only on signal. † Daily except Sunday. Nos. 35 and 36 between Pocatello and West Yellowstone, and Nos. 47 and 48 between Ashton and Victor, operate only during Yellowstone and Grand Teton Park summer season June 20 to September 11.

For equipment, see pages 17 and 18.

Union Pacific Branch Lines

Table No. 42 Omaha—North Platte—So. Torrington. Table with columns for stations (Omaha, North Platte, So. Torrington, etc.), miles, and times.

Table No. 45 Omaha—Columbus—Norfolk. Table with columns for stations (Omaha, Columbus, Norfolk, etc.), miles, and times.

Table No. 46 Omaha—Columbus—Spalding. Table with columns for stations (Omaha, Columbus, Spalding, etc.), miles, and times.

Table No. 47 Omaha—Grand Island—Loup City. Table with columns for stations (Omaha, Grand Island, Loup City, etc.), miles, and times.

Table No. 43 Omaha—Kearney—Stapleton. Table with columns for stations (Omaha, Kearney, Stapleton, etc.), miles, and times.

Table No. 48 Omaha—Columbus—Albion. Table with columns for stations (Omaha, Columbus, Albion, etc.), miles, and times.

Table No. 49 Omaha—Grand Island—Ord. Table with columns for stations (Omaha, Grand Island, Ord, etc.), miles, and times.

Table No. 44 Grand Island—Stromsburg—Lincoln. Table with columns for stations (Grand Island, Stromsburg, Lincoln, etc.), miles, and times.

Table No. 52 Kansas City—Topeka—Marysville. Table with columns for stations (Kansas City, Topeka, Marysville, etc.), miles, and times.

Table No. 53 St. Joseph—Marysville—Grand Island. Table with columns for stations (St. Joseph, Marysville, Grand Island, etc.), miles, and times.

Table No. 54 Manhattan—Marysville. Table with columns for stations (Manhattan, Marysville, etc.), miles, and times.

* Daily. † Sunday only. ‡ Daily except Monday. § Daily except Sunday. ¶ Daily except Saturday and Sunday. Local freight with combination coach-baggage car.

K Sundays, Wednesdays and Fridays only. H Mondays, Wednesdays and Fridays only. E Tuesdays, Thursdays, and Saturdays only.

On days livestock is to be carried, train No. 82 runs about one-half hour later than schedule shown. Local freight with caboose; hand baggage only.

Union Pacific Branch Lines

Blackfoot — Aberdeen — Mackay
Table No. 56
Mixed 409, Mixed 421, Mts., Table No. 56, Mixed 422, Mixed 410

Idaho Falls — Orvin — St. Anthony
Table No. 57
Mixed 491, Mts., Table No. 57

Idaho Falls — Ucon — St. Anthony
Table No. 58
Mixed 492, Mts., Table No. 58

Minidoka — Twin Falls — Buhl — Wells
Table No. 60
Mixed 440-50, 574, 50-30

Footnotes for Page 36
* Daily, † Daily except Sunday, (f) Stops only on signal, ^ Motor train.

Minidoka — Rupert — Bliss
Table No. 61
Mixed 494-465, Table No. 61, Mixed 466-50

Burley — Declo
Table No. 62
Mixed 388, Mts., Table No. 62

Nyssa — Homedale — Marsing
Table No. 64
Mts., Table No. 64

Richfield — Hill City
Table No. 65
Mixed 479, Mts., Table No. 65, Mixed 480

Boise — Nampa — Emmett — McCall
Table No. 67
Mixed 486-12, Mts., Table No. 67

Caldwell — Wilder
Table No. 68
Mts., Table No. 68

Shoshone — Ketchum — Sun Valley
Table No. 69
Mixed 441, Mts., Table No. 69, Mixed 442

Ontario — Vale and Brogan
Table No. 70
Mixed 493, Mixed 459, Mts., Table No. 70, Mixed 460, Mixed 494

Payette — Emmett
Table No. 71
Mixed 483, Mts., Table No. 71, Mixed 484

Portland — La Grande — Joseph
Table No. 72
Mixed 18-304, Mts., Table No. 72, Mixed 305-17

Weiser — New Meadows
Table No. 73
Motor 557, Mts., Table No. 73, Motor 558

Union Pacific Branch Lines

Portland and Spokane Short Line
Table No. 74
62-20 Daily, 20 Daily, Mts., Table No. 74, 19 Daily, 19-61 Daily

Pendleton — Wallula — Walla Walla
Table No. 75
62-65 Daily, Mts., Table No. 75, 66-61 Daily

Portland — Lewiston — Pullman — Moscow
Table No. 76
20-62 Daily, 62 Daily, Mts., Table No. 76, 61 Daily, 61-19 Daily

Spokane — Tekoa — Wallace
Table No. 79
67 Daily, Mts., Table No. 79, 68 Daily

Portland — Lewiston — Stites — Grangeville
Table No. 77
20-62-74, 62-74, 324-344 Daily, Mts., Table No. 77

Portland — Wallula — Yakima
Table No. 78
Motor Bus, 20-66-64 Daily, Mts., Table No. 78, 63-65-19 Daily, Motor Bus, Motor Bus

Pendleton — Walla Walla — Dayton
Table No. 80
366 Freight, Mts., Table No. 80, 365 Freight

Footnotes for Page 37
* Daily, † Daily except Sunday, (f) Stops only on signal.

FOR FAST, NATION-WIDE TRANSPORTATION
Ship it Via RAILWAY EXPRESS!
Specify this convenient way for complete, dependable, all-in-one-charge shipping.



Connecting Bus Service

Portland — Pendleton — Spokane
Table No. 84 (Pacific Time)
Motor Bus Daily, Mls., Motor Bus Daily, Motor Bus Daily, Motor Bus Daily

Spokane — Moscow — Lewiston
Table No. 85 (Pacific Time)
Motor Bus Daily, Mls., Motor Bus Daily, Motor Bus Daily, Motor Bus Daily

Spokane—Grand Coulee Dam
Via Okanogan Valley Bus Lines
Motor Bus Daily, Mls., Motor Bus Daily, Motor Bus Daily

Fremont — Lincoln
Motor Bus Daily, Mls., Motor Bus Daily, Motor Bus Daily, Motor Bus Daily

Columbus — Lincoln
Motor Bus Daily, Mls., Motor Bus Daily, Motor Bus Daily, Motor Bus Daily

Grand Island — Hastings
Via Yellow Diamond Lines
Motor Bus Daily, Mls., Motor Bus Daily, Motor Bus Daily, Motor Bus Daily

Las Vegas — Tonopah
Via Las Vegas-Tonopah-Reno Stage Line
Motor Bus Daily, Mls., Motor Bus Daily, Motor Bus Daily, Motor Bus Daily

The Dalles — Bend
Table No. 86 (Pacific Time)
Motor Bus Daily, Mls., Motor Bus Daily, Motor Bus Daily, Motor Bus Daily

Biggs — Shaniko
Table No. 87 (Pacific Time)
Motor Bus Daily, Mls., Motor Bus Daily, Motor Bus Daily, Motor Bus Daily

Footnotes for Page 38
(●) Via Capitol Stages. (▲) Via Interstate Transit Lines. (○) Via Elkhorn Valley Stages.
(♦) Via Pacific Trailways (Mt. Hood Stages). (M. T.) Mountain Time. (P. T.) Pacific Time.
□ Arrives and leaves Shaniko Jct., not Shaniko.

UNION PACIFIC TRAINS USE THESE STATIONS
Boise, Idaho: Union Pacific Station.
Butte, Montana: Union Station, 820 East Front Street.
Cheyenne, Wyoming: Union Pacific Station, 15th Street at Capitol Avenue.
Chicago, Illinois: C. & N. W. Terminal, Canal and Madison Streets.
Denver, Colorado: Union Station, Foot of Seventeenth Street.
Kansas City, Mo: Union Station, Main Street and Union Station Plaza.
Los Angeles, Calif: Los Angeles Union Passenger Terminal, Alameda and Aliso Streets.
Oakland, Calif: Southern Pacific 16th Street Station, Foot of 16th Street.
Ogden, Utah: Union Station, 25th and Wall Streets.
Olympia, Wash: Union Pacific Station, Corner 4th Avenue and Adams Street.
Omaha, Nebraska: Union Station, 10th and Marcy Streets.
Pendleton, Oregon: Union Pacific Station, Corner Main and Frazer Sts.
Pocatello, Idaho: Union Pacific Station, Foot of West Bonneville Street.
Portland, Oregon: Union Station, Sixth and Johnson Streets.
Riverside, Calif: Union Pacific Station, 7th and Vine Streets.
San Bernardino, Calif: Union Station, West Third Street.
San Francisco, Calif: Ferry Depot, Foot of Market Street.
Salina, Kansas: Union Station, 400 North 13th Street.
Salt Lake City, Utah: Union Pacific Station, South Temple and Third West Streets.
Seattle, Wash: Union Station, 4th Avenue, South, and Jackson Street.
Spokane, Wash: Union Station, Corner Trent Avenue between Stevens and Washington Streets.
St. Louis, Mo: Union Station, 18th and Market Streets.
Tacoma, Wash: Union Station, 1713 Pacific Avenue.
Topeka, Kansas: Union Pacific Station, Railroad and North Jackson Streets.
Yakima, Wash: Union Pacific Station, West Yakima and South Second Ave.

Connections at Omaha

Connections at Omaha
Table with columns for various cities and times, including C. & N. W., Wabash, C. B. & Q., C. R. I. & P., Mo. Pac., and The Milwaukee Road.

Connections at Kansas City
Table with columns for various cities and times, including C. G. W., K. C. S., Frisco Lines, C. B. & Q., C. R. I. & P., M. K. T., and Wabash.

For explanation of reference marks, see page 40.

Connections at Denver

Table with columns for train numbers (19, 15, 17, 1, 2, 18, 16, 20) and destinations (Denver, Colorado Springs, Pueblo, Canon City, Leadville, Glenwood Spgs., Grand Junction, Mack, Thompson, Green River, Price, Colton, Provo, Salt Lake City, Ogden).

Table with columns for train numbers (27-7, 101-10, 141-14, 21-1, 2-22, 13-130, 16-28-1-102, 8-28) and destinations (Denver, Colorado Springs, Pueblo, Oklahoma City, Ft. Worth, Dallas).

Connections at Spokane and Butte

Table with columns for train numbers (16, 18, 17, 15, 4-288, 2, 287-3, 1, 2, 1) and destinations (Spokane, Missoula, Butte, N. P., S. I.-C. P. B., Spokane, Bonners Ferry, Kingsgate, Calgary).

Table with columns for train numbers (236-4, 3-235, 16, 34, 36, 18, 15, 17, 33, 35, 3, 1, 2, 4) and destinations (Butte, Helena, Great Falls, Fort Benton, Havre, Williston, Minot, The Milwaukee Road, Butte, Three Forks, Lumbard, Harlowton, Melstone, Forsyth, Miles City, Terry, Marmarth, B. A. & P., Butte, Silver Bow, Durant, Anaconda).

Connections at Los Angeles

Table with columns for train numbers (78, 76, 74, 72, 70, 71, 73, 75, 77, 79) and destinations (Los Angeles, Fullerton, Anaheim, Orange, Santa Ana, Oceanside, Del Mar, San Diego).

Connections at Portland

Table with columns for train numbers (21, 22) and destinations (Portland, Astoria, Seaside).

Connections at Seattle

Table with columns for train numbers (356, 358, 360, 359, 355, 357) and destinations (Seattle, Everett, Bellingham, New Westminster, Vancouver).

Connections at Salt Lake City

Table with columns for train numbers (17, 1, 2, 18) and destinations (Salt Lake City, Sacramento, Stockton, San Francisco).

Table with columns for train numbers (8.00, 9.17, 12.01, 2.02, 2.30) and destinations (Seattle, Victoria, Vancouver).

Footnotes for Pages 39 and 40

24-hour service offering frequent trips between Seattle and Bremerton (Puget Sound Navy Yard). All trains daily except when otherwise indicated. Connecting service between Rio Grande Trailways. Arrives and departs from C. St. P. M. & O. Webster St. Station, Omaha. Bus to and from Rochester. Time from 12.01 midnight to 12.00 noon shown in light face type. Time from 12.01 noon to 12.00 midnight shown in heavy face type.

ROUND TRIP RAIL FARES

Large table titled 'ROUND TRIP RAIL FARES' with columns for 'TO' (Los Angeles, San Francisco, Spokane, Walla, Ogden, Cedar City, W. Yellowstone, Sun Valley, Ketchum, Denver) and 'FROM' (Aberdeen, Akron, Albany, Ann Arbor, Atlanta, Baltimore, Binghamton, Birmingham, Boston, Buffalo, Buffalo, N. Y. Standard, Buffalo, N. Y. Differential, Canton, Cedar Rapids, Charleston, W. Va., Charlotte, Chattanooga, Chicago, Cincinnati, Cleveland, Cleveland, Ohio Differential, Clinton, Columbus, Columbia, S. C., Dallas, Davenport, Dayton, Decatur, Denver, Des Moines, Detroit, Duluth, Erie, Evansville, Grand Rapids, Greensboro, Harrisburg, Hartford, Houston, Indianapolis, Jackson, Jacksonville, Kansas City, Knoxville, Lansing, Lima, Lincoln, Little Rock, Louisville, Madison, Marshalltown, Memphis, Miami, Milwaukee, Minneapolis, Montgomery, Montreal, Nashville, New Haven, New Orleans, New York, New York, N. Y. Standard, Newark, Norfolk, Oklahoma City, Omaha, Oshkosh, Peoria, Philadelphia, Pittsburgh, Portland, Richmond, Rochester, Rochester, N. Y., Rockford, Rutland, St. Joseph, St. Louis, St. Paul, St. Paul, Va., St. Paul, Va., Savannah, Scranton, Sioux City, Sioux Falls, South Bend, Springfield, Springfield, Springfield, Mo., Syracuse, Tampa, Toledo, Toronto, Trenton, Tulsa, Washington, D. C., Wheeling, W. Va., Winston Salem, Youngstown).

Do You Know About Our Prepaid Ticket Order Plan?

- We have a plan whereby you may purchase, at your railroad station, an order for railroad service, to be used by a member of your family, or any other person you may designate, at some distant station. This service offers a particularly safe and convenient way of providing tickets and other railroad service to students returning home at holiday and vacation time. These prepaid orders may include railroad tickets, sleeping and parlor car tickets, and cash for meals and other incidentals. Your railroad agent will handle them for you — by telegraph if necessary — and they will be delivered without service charge to any person you may specify, in the United States or Canada.

UNION PACIFIC RAILROAD

From Minneapolis First Class fare 32 cents lower, Coach Class fare 25 cents lower. Applies one way via Omaha and one way via Northern Lines. Via Kansas City, Mo. Via Chicago, Ill. Applies to Los Angeles and San Diego. Fares to San Francisco slightly higher. Fare to Ogden slightly lower. Fare to Walla Walla slightly lower. Applies only to Portland. Fares to Tacoma or Seattle slightly higher. From Minneapolis first class 15 cents higher, coach 5 cents higher.

PULLMAN SLEEPING CAR RATES

These rates are compiled from current Pullman Co. tariffs and published as a convenience for patrons. Effective September 6, 1949, and subject to change without notice.

Rates between Points of Service Shown below. Charges Shown Do Not Include Federal Tax.

See Page 43 for Rates for Upper Berths, Drawing Rooms, Compartments, Bedrooms, Roomettes, etc., Based on Applicable Lower Berth

Chicago	St. Paul Minneapolis	Co. Bluffs Omaha	St. Louis	Kansas City	Denver	BETWEEN		Salt Lake City	Butte	Portland	Seattle Tacoma	Los Angeles	San Francisco
Double Lower Standard Berth	Double Lower Standard Berth	Double Lower Standard Berth	Double Lower Standard Berth	Double Lower Standard Berth	Double Lower Standard Berth	AND		Double Lower Standard Berth	Double Lower Standard Berth	Double Lower Standard Berth	Double Lower Standard Berth	Double Lower Standard Berth	Double Lower Standard Berth
\$15.25 8.65 12.85 *16.10 9.25	\$*15.50 10.65 *13.55 *16.10 8.65	\$12.00 12.00 10.05 *13.55 5.70	\$15.25 10.05 12.60 *16.10 9.25	\$12.60 12.00 10.65 *14.15 7.20	\$ 9.25 16.50 8.90 *10.10	Boise..... Ida. Boston..... Mass. Butte..... Mont. Cedar City..... Utah Cheyenne..... Wyo.		\$ 4.10 19.65 4.80 3.50 5.70	\$ 5.35 25.15 7.50 * 8.30 7.50	\$ 5.35 25.15 7.50 *12.15 12.60	\$06.95 25.15 P 7.50 *13.55 12.60	\$*10.95 25.75 11.15 6.00 12.60	\$*11.85 25.75 11.15 G*10.10 12.60
..... 9.25 D12.60 4.10 14.45 3.50 D*13.55 5.05 13.95 4.10 D10.05 3.50 11.15 3.50 D12.60 5.70 14.45 4.10 D10.65 3.50 11.75 9.25 D 7.20 5.70 8.35	Chicago..... Ill. Denver..... Colo. Idaho Falls..... Ida. Kansas City..... Mo. Ketchum (Sun Valley)..... Ida.		12.60 6.60 3.50 10.65 3.80	12.85 8.90 3.50 10.65 4.45	18.25 12.85 7.50 15.75 6.60	18.25 12.85 8.90 15.75 M 8.35	18.25 13.40 9.50 15.75 10.65	18.25 13.40 10.40 15.75 10.65
16.05 16.05 18.25 15.25 3.50	15.75 *16.90 18.25 15.00	13.40 13.40 15.75 12.25 3.50	16.05 *17.45 17.50 15.25 5.05	14.20 13.95 15.75 12.85 5.05	10.40 12.00 13.40 8.90 8.65	Las Vegas..... Nev. Lewiston..... Ida. Los Angeles..... Cal. Lund..... Utah Minneapolis..... Minn.		4.80 7.75 7.75 3.50 12.60	8.65 11.15 6.95 *13.55	*13.45 3.80 L10.40 *12.15 *19.25	*14.85 E11.75 *13.55 *19.25	3.80 *15.50 5.70 18.25	G* 7.90 H*11.00 L 4.10 C* 9.80
7.75 12.60 4.10 15.75 7.20	10.65 12.60 3.50 *16.90 10.05	11.15 10.05 13.40 10.65	9.25 12.60 4.10 15.25 8.65	11.15 10.65 3.50 13.95 10.65	15.75 6.60 5.70 10.65 15.25	New York..... N. Y. Ogden..... Utah Omaha-Council Bluffs..... Pendleton..... Ore. Philadelphia..... Pa.		18.85 10.05 6.60 18.25	19.10 4.10 10.05 6.00 18.50	25.15 8.35 15.75 3.50 24.30	25.15 7.75 15.75 N 4.80 24.30	25.15 7.75 15.75 A13.10 24.30	25.15 7.75 15.75 H*10.70 24.30
12.60 18.25 16.80 18.25 12.60	*13.55 *19.25 16.50 18.25 12.60	10.05 15.75 13.95 15.75 10.05	12.60 17.50 16.80 17.50 12.60	10.65 15.75 15.00 15.75 10.65	6.95 12.85 11.15 12.60 6.60	Pocatello..... Ida. Portland..... Ore. Reno..... Nev. Sacramento..... Cal. Salt Lake City..... Utah		3.50 8.65 5.70 7.20	3.50 7.50 9.25 10.65 4.80	7.20 L 6.95 8.65	8.65 3.50 F 8.35 10.05	8.90 L10.40 L 4.10 7.75	10.40 L 7.20 L 3.50 7.75
18.25 18.25 13.95 15.75	18.25 *19.25 13.95 *16.90	15.75 15.75 10.65 13.40	17.50 17.50 13.95 15.25	15.75 15.75 11.15 13.95	13.40 12.85 7.75 5.70 12.00	San Francisco..... Cal. Seattle..... Wash. Shoshone..... Ida. Sioux City..... Ia. Spokane..... Wash.		7.75 10.05 3.50 10.05 8.65	11.15 P 7.50 3.80 *13.55 P 4.10	L 7.20 3.50 6.60 15.75 4.10	C 8.65 B 7.75 P 4.10	L 4.10 H11.75 10.05 15.75 A13.65 H 8.65 10.65 15.75 H10.65
3.50 3.50 14.45 18.25 12.60	5.05 *13.95 *19.25 *13.55	4.10 3.50 11.15 15.75 10.05 5.05 14.45 17.50 12.60	3.50 5.05 11.75 15.75 10.65	8.65 8.65 8.35 12.85 8.65	St. Louis..... Mo. St. Paul..... Minn. Sun Valley (Ketchum)..... Tacoma..... Wash. Victor..... Ida.		*12.60 12.60 3.80 10.05 3.50	*12.60 *13.55 4.45 P 7.50 3.50	*17.50 *19.25 6.60 3.50 8.90	*17.50 *19.25 10.65 H11.15 10.40	*17.50 18.25 10.65 H 8.35 *11.25	
15.75 7.20 D12.60	*16.90 10.05 *13.55	13.40 10.65 D10.05	15.25 7.75 D12.60	13.95 10.65 D10.65	11.50 14.45 D 8.65	Walla Walla..... Wash. Washington..... D. C. West Yellowstone..... Mont.		7.20 18.25 3.50	* 9.20 18.50 3.50	3.50 24.30 8.90	* 7.00 24.30 8.90	*13.65 23.75 10.40	H*10.70 23.75 10.40

Lower Standard Berth Rate Between Las Vegas, Nevada and Cedar City, Utah, \$3.50

- (A) Via Pocatello and Salt Lake City.
- (B) From Tacoma, lower standard berth, \$7.50.
- (C) Via Southern Pacific Company and Portland. From Tacoma lower standard berth, \$8.35.
- (D) Also applies via Ogden. Where through car is operated via Salt Lake City charge for side trip Ogden to Salt Lake City and return with privilege of occupying car at Salt Lake City during one-half day's stop-over is \$1.15. When change of cars is necessary and passengers transfer at Salt Lake City instead of Ogden there is no charge for the side trip.
- (E) Via Southern Pacific Company and Portland. From Tacoma, lower standard berth, \$11.15.
- (F) Via Southern Pacific Company and Portland. From Tacoma, lower standard berth, \$7.75.
- (G) Via Los Angeles.
- (H) Via Southern Pacific Company and Portland.
- (K) From Tacoma, lower standard berth, \$9.50.
- (L) Via Southern Pacific Company.
- (M) From Tacoma, lower standard berth, \$7.75.
- (N) From Tacoma, lower standard berth, \$4.10.
- (P) Via Direct Lines.
- (Q) From Tacoma, lower standard berth \$6.60.
- (R) Berth rates to and from Cheyenne, Denver and west apply via Omaha or via Kansas City.
- * Made combination of fares.
- ⊗ Rates effective and service available only during Park Summer Season.

Double Lower Standard Berth Rate to Los Angeles and Las Vegas from points shown, quoted via Pocatello, Idaho and Salt Lake City, Utah.

BETWEEN		
Ayer, Wash. and Los Angeles.....		\$13.65
Cheney, Wash. and Los Angeles.....		13.65
La Grande, Ore. and Los Angeles.....		12.60
Marengo, Wash. and Los Angeles.....		13.65
Umatilla, Ore. and Los Angeles.....		13.40
Walla, Wash. and Los Angeles.....		13.65
BETWEEN		
Ayer, Wash. and Las Vegas, Nev.....		\$11.50
La Grande, Ore. and Las Vegas, Nev.....		9.80
Pendleton, Ore. and Las Vegas, Nev.....		10.40
Shoshone, Ida. and Las Vegas, Nev.....		7.20
Spokane, Wash. and Las Vegas, Nev.....		12.25
Umatilla, Ore. and Las Vegas, Nev.....		10.65
Walla, Wash. and Las Vegas, Nev.....		10.95

Bedroom Rates: Bedrooms are available on most Union Pacific trains, including the Streamliner trains. See equipment pages 6 to 19 inclusive. Double bedrooms have upper and lower berths. Duplex-Single Bedrooms have only one berth. (See table on opposite page). When occupied by one person, only one rail ticket required.

Exclusive Space Occupancy by One Person: One and one-fourth railroad tickets must be purchased for exclusive use of drawing-room; one and one-tenth tickets for compartment. If Streamliner "City of Los Angeles" or "City of San Francisco" is used, one and one-tenth first class special service charge tickets are required for exclusive occupancy of a compartment, and one and one-fourth first class special service charge tickets for exclusive occupancy of a drawing-room. These tickets are in addition to the regular rail and Pullman tickets. Exception: Only one rail ticket is required for use of a compartment between Chicago, Ill., and Butte, Mont., or Pendleton, Ore., and points north and west thereof (also West Yellowstone, Mont., and Victor, Idaho).

PULLMAN SEAT FARES

Between Various Cities and to Western Park Gateways

(Charges Shown Do Not Include Federal Tax)

Salt Lake City — Lund.....	\$1.80
Lund — Las Vegas.....	1.60
Las Vegas — Los Angeles.....	2.35
Boise — Pocatello.....	1.70
Shoshone — Pocatello.....	.80
Shoshone — Salt Lake City.....	2.00
Portland — Tacoma.....	1.10
Portland — Seattle.....	1.45
Portland — Pendleton.....	1.70
Ogden — Salt Lake City.....	.80
Salt Lake City — Pocatello.....	1.30
Omaha — Grand Island.....	1.10
Omaha — North Platte.....	2.10
Omaha — Cheyenne.....	3.55
Denver — Cheyenne.....	1.80
Denver — Laramie.....	1.15
Denver — North Platte.....	1.95
Denver — Sterling.....	1.00
Kansas City — Topeka.....	.80
Kansas City — Manhattan.....	.80
Kansas City — Salina.....	1.10

Table of Rates for Various Accommodations in Standard Pullman Sleeping Cars Effective May 14, 1949

(Charges shown do not include federal tax)

Where Lower Berth Rate is	Upper Berth Rate is	Room-ette for one Person is	Duplex Single Room for one Person is	Bed Room for one Person is	Bed Room for two Persons is	Bed R'm Suite for two or more Persons is	Com-partm't for one Person is	Com-partm't for two Persons is	Drawing Room for one Person is	Drawing Room for two Persons is
3.50 3.80 4.10 4.45 4.80	2.60 2.90 3.10 3.40 3.60	4.85 5.30 5.75 6.20 6.65	5.50 6.10 6.60 7.10 7.55	6.65 7.20 7.80 8.45 9.10	7.70 8.35 9.00 9.80 10.55	13.30 14.40 15.60 16.90 18.20	7.90 8.55 9.25 10.00 10.80	9.60 10.90 11.55 12.85 13.45	10.50 11.40 12.30 13.35 14.40	13.30 14.40 15.60 16.90 18.20
5.05 5.35 5.70 6.00 6.25	3.85 4.10 4.30 4.60 4.80	7.15 7.50 7.95 8.40 8.80	8.05 8.60 9.10 9.60 10.05	9.60 10.15 10.85 11.40 11.90	11.10 11.75 12.55 13.20 13.75	19.20 20.30 21.70 22.80 23.80	11.35 12.05 12.85 13.50 14.05	14.15 15.40 16.00 17.25 17.85	15.15 16.05 17.10 18.00 18.75	19.20 20.30 21.70 22.80 23.80
6.60 6.95 7.20 7.50 7.75	5.00 5.25 5.45 5.70 5.90	9.20 9.65 10.05 10.45 10.85	10.50 11.00 11.50 12.00 12.45	12.55 13.20 13.70 14.25 14.75	14.50 15.30 15.85 16.50 17.05	25.10 26.40 27.40 28.50 29.50	14.85 15.65 16.20 16.90 17.45	18.40 19.60 20.20 21.40 21.90	19.80 20.85 21.60 22.50 23.25	25.10 26.40 27.40 28.50 29.50
8.10 8.35 8.65 8.90 9.25	6.10 6.35 6.55 6.80 7.00	11.25 11.75 12.10 12.50 12.95	12.80 13.35 13.80 14.30 14.75	15.40 15.85 16.45 16.90 17.60	17.80 18.35 19.05 19.60 20.35	30.80 31.70 32.90 33.80 35.20	18.25 18.80 19.45 20.05 20.80	22.50 23.70 24.20 25.40 26.05	24.30 25.05 25.95 26.70 27.75	30.80 31.70 32.90 33.80 35.20
9.50 9.80 10.05 10.40 10.65	7.20 7.45 7.65 7.90 8.10	13.35 13.70 14.15 14.50 14.85	15.20 15.70 16.10 16.60 17.00	18.05 18.60 19.10 19.75 20.25	20.90 21.55 22.10 22.90 23.45	36.10 37.20 38.20 39.50 40.50	21.40 22.05 22.60 23.40 23.95	26.55 27.75 28.30 29.45 29.95	28.50 29.40 30.15 31.20 31.95	36.10 37.20 38.20 39.50 40.50
10.95 11.15 11.50 11.75 12.00	8.30 8.55 8.70 8.95 9.15	15.30 15.65 16.05 16.45 16.80	17.45 17.90 18.35 18.75 19.20	20.80 21.20 21.85 22.35 22.80	24.10 24.55 25.30 25.85 26.40	41.60 42.40 43.70 44.70 45.60	24.65 25.10 25.90 26.45 27.00	30.50 31.65 32.15 33.30 33.80	32.85 33.45 34.50 35.25 36.00	41.60 42.40 43.70 44.70 45.60
12.25 12.60 12.85 13.10 13.40	9.35 9.55 9.75 10.00 10.20	17.15 17.60 17.95 18.35 18.75	19.60 20.10 20.50 21.00 21.35	23.30 23.95 24.40 24.90 25.45	26.95 27.70 28.25 28.80 29.50	46.60 47.90 48.80 49.80 50.90	27.55 28.35 28.90 29.50 30.15	34.30 35.45 36.00 37.15 37.65	36.75 37.80 38.55 39.30 40.20	46.60 47.90 48.80 49.80 50.90
13.65 13.95 14.20 14.45 14.75	10.35 10.60 10.80 11.00 11.20	19.10 19.50 19.85 20.25 20.65	21.80 22.25 22.65 23.15 23.55	25.95 26.50 27.00 27.45 28.05	30.05 30.70 31.25 31.80 32.45	51.90 53.00 54.00 54.90 56.10	30.70 31.40 31.95 32.50 33.20	38.20 39.30 39.75 40.85 41.40	40.95 41.85 42.60 43.35 44.25	51.90 53.00 54.00 54.90 56.10
15.00 15.25 15.50 15.75 16.05	11.40 11.60 11.80 12.00 12.20	20.95 21.30 21.75 22.05 22.40	23.90 24.35 24.75 25.25 25.65	28.50 29.00 29.45 29.95 30.50	33.00 33.55 34.10 34.65 35.30	57.00 58.00 58.90 59.90 61.00	33.75 34.30 34.90 35.45 36.10	41.85 42.95 43.45 44.55 45.00	45.00 45.75 46.50 47.25 48.15	57.00 58.00 58.90 59.90 61.00
16.25 16.50 16.80 17.05 17.25	12.35 12.60 12.75 13.00 13.15	22.80 23.15 23.45 23.85 24.20	26.00 26.45 26.80 27.25 27.65	30.90 31.35 31.90 32.40 32.80	35.75 36.30 36.95 37.50 37.95	61.80 62.70 63.80 64.80 65.60	36.55 37.15 37.80 38.35 38.80	45.50 46.55 47.00 48.10 48.60	48.75 49.50 50.40 51.15 51.75	61.80 62.70 63.80 64.80 65.60
17.50 17.70 17.95 18.25 18.50	13.35 13.45 13.65 13.90 14.10	24.55 24.70 25.10 25.55 25.95	28.05 28.25 28.70 29.15 29.60	33.25 33.65 34.10 34.70 35.15	38.50 38.95 39.50 40.15 40.70	66.50 67.30 68.20 69.40 70.30	39.40 39.85 40.40 41.05 41.65	49.05 49.70 50.30 51.45 52.00	52.50 53.10 53.85 54.75 55.50	66.50 67.30 68.20 69.40 70.30
18.85 19.10 19.40 19.65 20.00	14.30 14.55 14.75 15.00 15.20	26.30 26.75 27.15 27.50 27.95	30.05 30.55 31.00 31.50 31.90	35.80 36.30 36.85 37.35 38.00	41.45 42.00 42.70 43.25 44.00	71.60 72.60 73.70 74.70 76.00	42.40 43.00 43.65 44.20 45.00	52.60 53.75 54.30 55.45 56.05	56.55 57.30 58.20 58.95 60.00	71.60 72.60 73.70 74.70 76.00
23.75 24.30 25.15 25.75	18.05 18.50 19.15 19.60	33.20 34.00 35.20 36.05	37.90 38.85 40.25 41.15	45.15 46.15 47.80 48.95	52.25 53.45 55.35 56.65	90.30 92.30 95.60 97.90	53.45 54.70 56.60 57.95	66.4		