

TRAFFIC REPRESENTATIVES . . . UNION PACIFIC RAILROAD

ABERDEEN, WASH.—3 Union Passenger Station, K and River Sts.— Phone 1046
C. H. JACKA..... General Agent
 ALHAMBRA, CALIF.—City Tkt. Office, 51 S. Garfield Av. — Phone Atlantic 18763
A. L. GETMAN..... (or Phone Cumberland 32624)..... Ticket Agent
 ASTORIA, ORE.—438 Commercial..... Phone 304
FLOYD C. FOSTER..... Traveling Freight and Passenger Agent
 ATLANTA 3, GA.—1232 Healey Building— Phone Lamar 6261
F. S. SMITH..... General Agent
 BEND, ORE.—112 Oregon Ave.— Phone 63
H. D. ATSON..... General Agent
 BIRMINGHAM 3, ALA.—701 Brown-Marx Building— Phone 7-1837
J. E. PILON..... District Freight and Passenger Agent
 BOISE, IDAHO—City Ticket Office, Idaho Bldg., 212 No. 8th St.— Phone 414
KAY L. JOHNSON..... General Agent
 BOSTON 8, MASS.—208 Old South Bldg., 294 Washington St.— General Agent
M. W. COONERTY..... (Phone Hubbard 2-6390)..... General Agent
 BREMERTON, WASH.—Consolidated Ticket Office, 228 First St.— Phone 722
S. S. HARVEY..... Ticket Agent
 BUTTE, MONT.—609 Metals Bank Bldg., 8 West Park Street— Phone 22339
J. D. FORD..... General Agent
 Consolidated Ticket Office—2 North Main Street— Phone 3275
D. E. WILDER..... Ticket Agent
 CHEYENNE, WYO.—City Ticket Office, 120 W. 16th St.— Phone 4421
C. E. ASTLER..... General Agent
 CHICAGO 3, ILL.—11 South LaSalle Street at Madison— Phone Randolph 6-0141
D. H. VOLTZ..... Traffic Manager
C. A. POLLOCK..... General Freight Agent
M. R. BRYAN..... General Agent, Freight Department
 City Ticket Office, 1 South LaSalle Street—
JOHN C. POLLOCK..... (Phone Randolph 6-0141)..... General Passenger Agent
 CINCINNATI 2, OHIO—303 Dixie Term. Bldg., 4th & Walnut Sts.— Phone Main 0144
F. B. SWOPE..... General Agent
 CLEVELAND 13, OHIO—1407 Terminal Tower, 50 Public Square— General Agent
G. A. BROWN..... (Phone Main 3070)..... General Agent
 COUNCIL BLUFFS, IA.—Union Pacific Transfer Depot— Phone 6134
W. M. CALHOUN..... Freight and Passenger Agent
 DALLAS 1, TEXAS—2108 Mercantile Bank Bldg.— Phone RiverSide 1778
CARROLL M. BROWN..... General Agent
 DENVER 2, COLO.—City Ticket Office, 535 17th Street— Phone Keystone 4141
F. F. CHEELE..... Traffic Manager
M. A. LIGHT..... General Freight Agent
K. N. MIDDLEKAUFF..... General Agent, Passenger Department
 DES MOINES 9, IOWA—407 Equitable Bldg., 6th & Locust Sts.— Phone 3-0533
EUGENE R. FIELD..... General Agent
 DETROIT 26, MICH.—612 Book Building, 1249 Washington Boulevard—
G. J. STEGEMAN..... (Phone Woodward 1-7794)..... Traffic Manager
 EAST LOS ANGELES, CALIF.—5454 Ferguson Drive— Phone Angelus 6509
J. J. WALKER..... Ticket Agent
 EUGENE, ORE.—201 Ardel Offices, 33 East 10th Ave.— Phone 4440
ALAN B. TAYLOR..... General Agent
 FRESNO 1, CALIF.—207 Rowell Bldg., Tulare St. and Van Ness Ave.— Phone 4-6571
H. G. PELLETIER..... General Agent
 GERING, NEBR.—Union Pacific Station— Phone 95
F. M. PURNELL..... General Agent
 GLENDALE 3, CALIF.—City Ticket Office, 404½ North Brand Boulevard—
W. A. SHOOK..... (Phone Citrus 1-2174 or Chapman 5-1370)..... General Agent
 HOLLYWOOD 28, CALIF.—City Ticket Office, 6702 Hollywood Blvd.—
V. J. SCHMITTROTH..... (Ph. Hillside 0281) Gen'l Agt., Passenger Department
 HUNTINGTON PARK, CALIF.—City Ticket Office, 7002 Pacific Blvd.—
R. H. LUND..... (Phone Kimball 9281)..... Passenger Agent
 KANSAS CITY 6, MO.—200 Waldheim Bldg., 6 East Eleventh St.— Ph. Victor 6530
D. R. ALEXANDER..... General Freight and Passenger Agent
L. G. STAHL..... General Agent, Freight Department
 City Ticket Office—2 East Eleventh Street—
E. E. SWANSON..... (Phone Victor 6530)..... General Agent, Passenger Department
 LAS VEGAS, NEV.—Union Pacific Station— Phone 1120
R. A. BLONDE..... Special Representative
 LEWISTON, IDAHO—Room 7, Union Depot— Phone 1163
H. J. BERGER..... General Agent
 LINCOLN 8, NEBR.—City Ticket Office, 130 So. 13th St.— Phone 2-6517
A. H. GENGÉ..... General Agent
 LONG BEACH 2, CALIF.—City Ticket Office, 144 Pine Avenue— Phone 7-2931
H. J. DeLACY..... General Agent
 LONGVIEW, WASH.—
GUY L. ANDERSON..... Freight Station, Phone 818—..... General Agent
C. F. HEATH..... Ticket Office, 1225 Broadway, Phone 815—..... Ticket Agent
 LOS ANGELES 14, CALIF.—Union Pacific Bldg., 422 W. 6th Street—
W. T. PRICE..... (Phone Trinity 9211)..... Traffic Manager
GAYLORD F. ALLEN..... Assistant Traffic Manager
C. F. FARMER..... General Passenger Agent
E. C. RASMUSSEN..... General Freight Agent
 Union Pacific Building—608 So. Olive Street— Phone Trinity 9211
C. F. HALLSMAN..... General Agent, Passenger Department
W. F. NASH..... 610 So. Olive Street—..... General Agent, Freight Department
 MEMPHIS 3, TENN.—1720 Sterick Bldg.—8 North Third St.— Phone 3-6220
G. E. ROTHROCK..... General Agent
 MILWAUKEE 3, WIS.—814 Warner Bldg., 212 W. Wisconsin Ave.—
K. T. MINDEMANN..... (Phone Marquette 8-7333)..... General Agent
 MINNEAPOLIS 2, MINN.—890 Northwestern Bank Bldg., 620 Marquette Ave.—
EMIL W. MAU..... (Phone Main 2451)..... General Agent
 NEW ORLEANS 12, LA.—504 Canal Bldg., 210 Baronne Street—
D. V. RICKSON..... (Phone Canal 2274)..... General Agent

NEW YORK 20, N.Y.—626 Fifth Ave., Suite 350, Rockefeller Center—
H. L. LAUBY..... (Phone Circle 6-4900)..... Eastern Traffic Manager
C. H. SALTMARSH..... (Phone Circle 6-4900) General Agent, Passenger Department
H. C. YERGER..... (Phone Circle 6-4908)..... General Agent, Freight Department
 OAKLAND 12, CALIF.—215 Central Bank Bldg., 436 14th St. Phone Glencourt 1-5576
L. M. LAYNE..... General Agent
 OGDEN, UTAH—City Ticket Office, Ben Lomond Hotel Bldg.— Phone 6533
J. F. BAKER..... General Agent
 OMAHA 2, NEBR.—City Ticket Office—Corner 15th & Dodge Streets—
WALTER CONREY..... (Phone Jackson 6822) Gen'l Agent, Passenger Department
R. A. FORAL..... General Agent, Freight Department
 City Ticket Office—1614 Farnam Street— Phone Jackson 6822
W. W. NEILL..... Ticket Agent
 PASADENA 1, CALIF.—Un.Pac.Station, 205 W. Colorado St.—Ph. Sycamore 2-4107
L. A. WIRGLER..... General Agent
 PHILADELPHIA 2, PA.—904 Girard Trust Bldg., Broad St. & So. Penn Sq.—
MORTON MANN..... (Phone Rittenhouse 6-2170)..... General Agent
 PITTSBURGH 22, PA.—1419 Oliver Bldg., Smithfield Street and Sixth Avenue—
SAM REINHARDT..... (Phone Atlantic 0260)..... General Agent
 POCATELLO, IDAHO—Union Pacific Passenger Station— Phone 228
R. A. ANDERSON..... General Agent
 POMONA, CALIF.—Union Pacific Passenger Station— Phone Lycoming 2-3561
E. C. MALLON..... Passenger and Freight Traffic Agent
 PORTLAND 5, ORE.—751 Pittock Block— Phone Broadway 7771
C. W. EVERS..... Traffic Manager
J. C. CUMMING..... General Passenger Agent
T. J. DOWD..... General Freight Agent
DON SUTHERLAND..... General Agent, Freight Department
 City Ticket Office—701 S. W. Washington Street— Phone Broadway 7771
N. B. FALLAS..... General Agent, Passenger Department
 RENO, NEV.—209 American Building, 131 West 2nd St. Phone 4831
J. D. MALEFYT..... General Agent
 RIVERSIDE, CALIF.—Union Pacific Pass. Station, 7th & Vine Sts.— Phone 628
J. L. BRECHIN..... General Agent
 ST. JOSEPH 2, MO.—City Ticket Office, 516 Francis Street— Phone 2-5435
F. F. ROBINSON..... General Freight and Passenger Agent
 ST. LOUIS 1, MO.—1223 Ambassador Bldg., 411 North 7th St.— Phone Chestnut 7752
T. W. GURSKY..... General Agent
 SACRAMENTO 14, CALIF.—217 Forum Bldg., 1107 Ninth St.— Phone 2-1025
F. A. FOX..... General Agent
 SALINA, KANS.—Third and Ash Streets— Phone 297
J. M. BROWN..... General Agent
 SALT LAKE CITY 1, UTAH—Union Pacific Bldg., 10 So. Main St.— Phone 3-1544
J. W. PADDEN..... Traffic Manager
A. G. BLOOM..... General Passenger Agent
 City Ticket Office—Hotel Utah, Main and So. Temple Streets— Phone 3-1544
W. J. THOMAS..... General Agent, Passenger Department
F. L. MORGAN..... General Agent, Freight Department
 SAN DIEGO 1, CALIF.—City Ticket Office, 320 Broadway— Phone Franklin 7341
H. G. LARIMER..... General Agent
 SAN FRANCISCO 2, CALIF.—291 Geary Street— Phone Garfield 1-6030
H. A. LAWRENCE..... Traffic Manager
B. F. COSTELLO..... General Agent, Freight Department
 City Ticket Office—Geary at Powell Street— Phone Garfield 1-6030
H. W. HICKS..... General Passenger Agent
 SAN JOSE 7, CALIF.—206 1st Nat. Bk Bldg., Santa Clara & 1st Sts.— Ph. Cypress 2-3878
E. A. GOONS..... General Agent
 SAN PEDRO, CALIF.—City Ticket Office, 805 So. Pacific Avenue—
J. V. CONNETT..... (Phone Terminal 2-7531)..... General Agent
 SANTA ANA, CALIF.—City Ticket Office, 305 North Main Street—
WALTER DITTMER..... (Phone Kimberly 23979)..... General Agent
 SANTA MONICA, CALIF.—City Ticket Off., 307 Santa Monica Blvd.— Phone 51213
W. A. CHENEY..... General Agent
 SEATTLE 4, WASH.—204 Union Sta., 4th Ave. & Jackson St.— Phone Elliott 6933
H. M. WEST..... Assistant Traffic Manager
P. A. AULENBACHER..... General Agent, Freight Department
 City Ticket Office—1300 Fourth Avenue at University, Seattle 1—
A. L. IVES..... (Phone Elliott 6933)..... General Agent, Passenger Department
 SIOUX CITY 9, IOWA—405 Commerce Bldg., 520 Neb. St.— Phone 5-3328
J. F. TURRENTINE..... General Agent, Freight Department
 SPOKANE 8, WASH.—City Ticket Office—727 Sprague Ave., Corner Post St.—
J. R. LIVSEY..... (Phone Main 4121)..... General Agent
 STOCKTON 6, CALIF.—207 California Bldg., 11 So. Joaquin St.— Phone 2-3931
V. J. CHRISTENSEN..... District Freight and Passenger Agent
 SUN VALLEY, IDAHO— Phone Sun Valley 3311
R. E. BERNER..... Transportation Agent
 TACOMA 2, WASH.—City Ticket Office, 114 So. Ninth St.— Phone Broadway 2275
F. G. ROTHWELL..... General Agent
 TORONTO, ONT.—201-2 Canadian Pacific Bldg., 69 Yonge St.— Phone Elgin 7239
W. W. CREIGHTON..... General Agent
 TULSA 3, OKLA.—823 Kennedy Bldg., 321 South Boston St.— Phone 26859
L. B. BRADLEY..... General Agent
 WALLA WALLA, WASH.—1st Natl. Bank Bldg., 2nd & Alder Sts.— Phone 30
J. H. CUNNINGHAM..... General Agent
 WASHINGTON 5, D. C.—600 Shoreham Bldg., 15th and H Sts., N. W.—
HOWARD B. BLANCHARD..... (Phone Republic 0600) Washington Representative
R. T. PAYNE..... General Agent
 WINSTON-SALEM 3, N. C.—632 Reynolds Bldg., 4th and Main Sts.— Phone 2-4831
D. R. WALKER..... Traveling Freight and Passenger Agent
 YAKIMA, WASH.—Union Pacific Building, 104 W. Yakima Ave.— Phone 4181
V. E. BUCHANAN..... General Agent

C. J. COLLINS
 General Passenger Traffic Manager
 OMAHA 2, NEBR.

W. T. BURNS, Vice-President—Traffic
 OMAHA 2, NEBRASKA

J. R. MacANALLY
 General Freight Traffic Manager
 OMAHA 2, NEBR.

January 1, 1950

REVISED

UNION PACIFIC RAILROAD

TIME TABLES



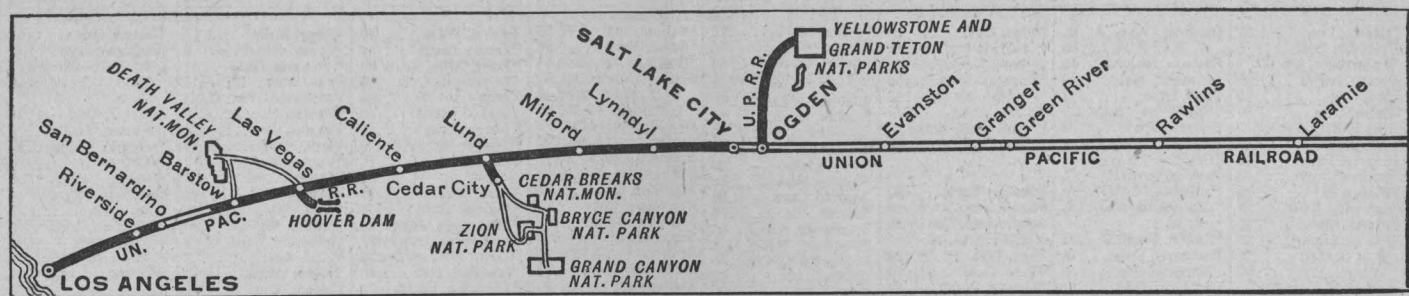
January 1, 1950

REVISED

UNION PACIFIC RAILROAD

TIME TABLES





NEW YORK, CHICAGO and MINNEAPOLIS to LOS ANGELES via Omaha and Salt Lake City

Table A Condensed Schedules All Trains Daily		Streamliner City of Los Angeles 103 Daily Example	Los Angeles Limited 1 Daily Example	Utahn 3 Daily Example	Gold Coast -Pony Express 23-37 Daily Example
Lv New York (EST) N.Y.C.	Ar Chicago (C.S.T.)		3.30 SA 7.30 SU		
Lv New York (EST) Penn. RR N. Philadelphia (E.S.T.)	Ar Chicago (C.S.T.)		5.00 SA 6.20 SA 8.00 SU		
Lv Chicago (CST) C. & N.W.	Ar Omaha	7.15 SU 3.00 MO	12.01 SU 9.00 MO		8.10 SU 8.00 MO
Lv Minneapolis C. & N. W. St. Paul	Ar Omaha		9.30 SU 10.10 " " " " " "	9.30 SU 10.10 " " " " " "	9.15 SU 9.55 SU 5.00 MO 7.45 MO
Ar Omaha			6.05 " " " " " "	6.05 " " " " " "	
Lv Omaha (C.S.T.) Un. Pac.	Ar Fremont	3.10 MO	9.25 SU	10.00 SU	8.30 MO
Ar Fremont				10.59 " " " " " "	9.15 " " " " " "
Ar Columbus				11.59 SU	10.03 " " " " " "
Ar Grand Island		5.10 " " " " " "	12.05 MO	1.20 MO	11.25 " " " " " "
Ar Kearney				2.25 " " " " " "	12.11 " " " " " "
Ar North Platte (C.S.T.)		6.55 " " " " " "	2.20 " " " " " "	4.30 " " " " " "	2.00 " " " " " "
Lv North Platte (M.S.T.)	Ar Sidney	5.56 " " " " " "	1.30 " " " " " "	4.00 " " " " " "	1.10 " " " " " "
Ar Sidney		7.40 " " " " " "	3.50 " " " " " "	6.50 " " " " " "	3.50 " " " " " "
Ar Cheyenne		9.25 " " " " " "	6.00 " " " " " "	9.55 " " " " " "	6.15 " " " " " "
Lv Cheyenne	Ar Laramie	9.35 " " " " " "	6.10 " " " " " "	10.25 " " " " " "	6.25 " " " " " "
Ar Laramie		10.55 " " " " " "	7.40 " " " " " "	11.59 " " " " " "	8.00 " " " " " "
Ar Rawlins		12.45 " " " " " "	9.55 " " " " " "	2.20 " " " " " "	10.50 MO
Ar Rock Springs				4.38 " " " " " "	1.25 TU
Ar Green River		3.05 " " " " " "	12.50 " " " " " "	5.25 " " " " " "	2.10 " " " " " "
Ar Evanston		4.45 " " " " " "	2.50 " " " " " "	7.23 " " " " " "	4.22 " " " " " "
Ar Ogden		6.20 " " " " " "	4.40 " " " " " "	9.15 " " " " " "	6.15 " " " " " "
Lv Ogden	Ar Salt Lake City	6.30 " " " " " "	5.00 " " " " " "	9.45 " " " " " "	7.00 " " " " " "
Ar Salt Lake City		7.10 " " " " " "	5.50 " " " " " "	10.35 " " " " " "	8.00 " " " " " "
Lv Salt Lake City	Ar Milford	7.20 " " " " " "	6.00 " " " " " "	10.55 MO	9.40 " " " " " "
Ar Milford		10.28 MO	10.05 MO	2.55 TU	3.05 " " " " " "
Ar Lund				3.33 " " " " " "	3.50 TU
Ar Cedar City				4.45 TU	5.00 TU
Lv Cedar City				11.15 MO	2.20 TU
Lv Lund (M.S.T.)	Ar Caliente (P.S.T.)			3.33 " " " " " "	3.50 TU
Ar Caliente (P.S.T.)				4.40 " " " " " "	5.07 " " " " " "
Ar Las Vegas		2.25 TU	2.45 TU	7.50 " " " " " "	9.15 TU
Ar San Bernardino		7.20 " " " " " "	8.30 " " " " " "	1.25 " " " " " "	4.20 WE
Ar Riverside		8.40 " " " " " "	9.00 " " " " " "	1.55 " " " " " "	5.00 " " " " " "
Ar East Los Angeles		8.40 " " " " " "	10.10 " " " " " "	2.55 " " " " " "	6.30 " " " " " "
Ar Los Angeles (P.S.T.)		9.00 TU	10.40 TU	3.20 TU	7.00 WE
Ar Alhambra		9.05 TU	10.35 TU	3.20 TU	6.55 WE
Ar Pasadena		9.20 TU	10.50 TU	3.35 TU	7.10 " " " " " "
Ar Glendale		9.55 TU	11.25 TU	4.10 TU	7.45 WE
Ar Anaheim		9.50 TU	11.20 TU	4.05 TU	7.40 WE
Ar Long Beach		9.35 TU	11.05 TU	3.50 TU	7.25 WE
Ar San Pedro (P.S.T.)		10.05 TU	11.30 TU	4.15 TU	7.50 WE

Equipment for Page 6

★ NO. 103—Streamliner CITY OF LOS ANGELES—DAILY—Extra Fare
Cars from Chicago run via C. & N. W. east of Omaha.
Club Lounge Car @..... Chicago to Los Angeles—(Bath, radio).
Standard Sleeping Cars... Chicago to Los Angeles—Drawing-rooms, Compartments, Bedrooms, Roomettes, Sections.
Reclining Seat Coaches... Chicago to Los Angeles—(all seats reserved).
Cafe Lounge Car..... Chicago to Los Angeles—Moderately priced meals and lounge for coach passengers.
Dining Car..... A la carte and club or table d'hote service.

★ NO. 1—LOS ANGELES LIMITED—DAILY—No Extra Fare
Cars from Chicago and Minneapolis-St. Paul run via C. & N. W. to Omaha; thence U. P.
Club Lounge Car @..... Chicago to Los Angeles—(Radio).
Standard Sleeping Cars... Chicago to Los Angeles—2 D.R., 4 Compts., 4 Dbl. Bdrm. Chicago to Los Angeles—12 Roomettes, 4 Dbl. Bdrm. Chicago to Los Angeles—14 Sections. Chicago to Los Angeles—10 Roomettes, 6 Dbl. Bdrms.—Summer Season only.
New York to Los Angeles—10 Roomettes, 6 Double Bedrooms (N.Y.C. No. 65 to Chicago).
New York to Los Angeles—10 Roomettes, 6 Double Bedrooms (P.R.R. No. 49 to Chicago).
Minneapolis-St. Paul to Los Angeles—6 Sections, 6 Roomettes, 4 Dbl. Bedrooms (203-10-203 to Omaha).
Chicago to Los Angeles—10 Roomettes, 6 Dbl. Bdrms.—Summer Season only.
Reserved Seat Coaches... Chicago to Los Angeles (2 cars—reclining seats).
Coach Lounge Car..... Chicago to Los Angeles.
Dining Car..... A la carte and club or table d'hote service.

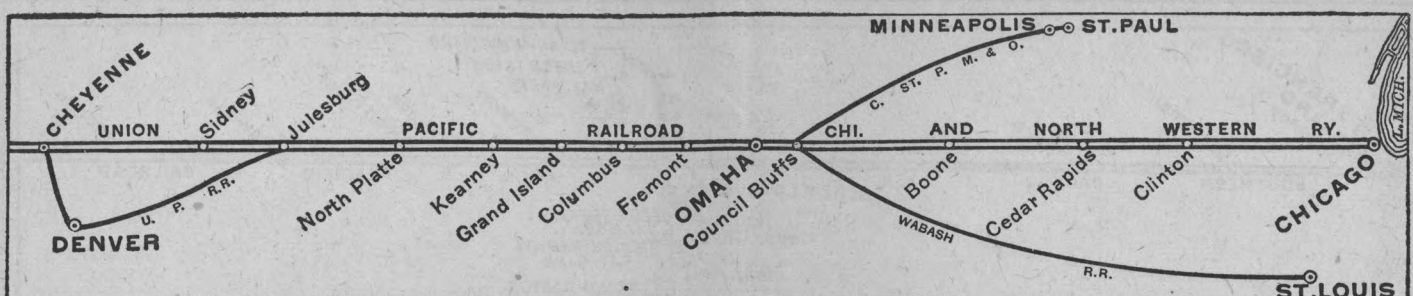
★ NO. 3—UTAHN—DAILY
Club Lounge Car @..... Cheyenne to Los Angeles.
Standard Sleeping Cars... Cheyenne to Ogden—6 Sections, 6 Roomettes, 4 Double Bedrooms (Wab.-U.P. 9 from St. Louis; S.P. 27 to San Francisco).
Cheyenne to Los Angeles—12 Roomettes, 4 Double Bedrooms (No. 9 from St. Louis).
Salt Lake City—Los Angeles—10 Sec., D.R., 2 Compt. Salt Lake City to Cedar City—8 Sections, D.R., 2 Compts. (No. 301 beyond Milford—Summer Season only).
Cedar City to Los Angeles—10 Sec., D.R., 2 Compts. (No. 302 to Milford—Summer Season only).
Coach-Tourist Sleeper... Omaha to Gering and South Torrington—6 Sections (No. 93 beyond North Platte). From Omaha on Mondays, Wednesdays and Fridays only.
Reclining Seat Coaches... Omaha to Los Angeles (not reserved).
Cheyenne to Los Angeles (Wab.-U.P. 9 from St. Louis—all seats reserved).
Salt Lake City to Cedar City (No. 301 beyond Milford—Summer Season only).
Dining Car..... Cheyenne to Los Angeles—a la carte and club or table d'hote service.

★ 23-37—GOLD COAST—PONY EXPRESS—DAILY
23 to Ogden; 37 to Los Angeles. Cars from Chicago run via C. & N.W. east of Omaha.
Club Lounge Service @..... Chicago to Los Angeles.
Standard Sleeping Cars... Chicago to Los Angeles—10 Sec., 3 Dbl. Bedrooms. Butte to Los Angeles—14 Roomette, 4 Double Bedrooms. (No. 30 to Salt Lake City).
Sun Valley to Los Angeles—6 Compts., 3 D.R. (56-12-32 to Salt Lake City).
Las Vegas to Los Angeles—8 Sec., D.R., 3 Dbl. Bdrms.
Reclining Seat Coaches... Chicago to Los Angeles.
Ogden to Los Angeles (No. 37 from Kansas City).
Dining Car..... A la carte and club or table d'hote service. (Breakfast not served into Los Angeles).

Footnotes for Page 6

⊗ Club lounge cars are for the exclusive use of standard sleeping car passengers. The City of Los Angeles and Los Angeles Limited have lounge cars for coach passengers.
⊠ Conditional stop; see Tables 1 or 3. ▲ Motor Bus between Lund and Cedar City.
♦ Motor bus connections with main line trains at East Los Angeles.
● Extra fare train; limited handling of baggage, consult agent. See tables 1 and 2.

★ Regularly assigned through cars air-conditioned. (f) Stops only on signal. (E.S.T.) Eastern standard time. (C.S.T.) Central standard time. (M.S.T.) Mountain standard time. (P.S.T.) Pacific standard time.
Time from 12.01 midnight to 12.00 noon shown in light face type.
Time from 12.01 noon to 12.00 midnight shown in heavy face type.



LOS ANGELES to CHICAGO, NEW YORK and MINNEAPOLIS via Salt Lake City and Omaha

Table A Condensed Schedules All Trains Daily		Streamliner City of Los Angeles 104 Daily Example	Los Angeles Limited 2 Daily Example	Utahn 4 Daily Example	Pony Express-Gold Coast 38-24 Daily Example
Lv San Pedro (P.S.T.)	Ar Long Beach	3.20 SU 3.50 SU	10.30 SU 11.00 SU	9.45 SU 10.15 SU	6.00 SU 6.30 SU
Lv Anaheim		3.45 SU	10.55 SU	10.10 SU	6.25 SU
Lv Glendale	Ar Pasadena	3.30 SU 4.10 " "	10.50 SU 11.25 " "	10.05 SU 10.40 " "	6.20 SU 6.55 " "
Lv Alhambra		4.25 SU	11.40 SU	10.55 SU	7.10 SU
Lv Los Angeles (P.S.T.)	Ar Pasadena	5.00 SU 5.20 SU	12.01 SU 12.25 " "	11.15 SU 11.40 " "	7.30 SU 7.55 " "
Ar Riverside		6.15 " "	1.25 " "	12.40 " "	9.15 " "
Ar San Bernardino		6.38 " "	1.50 " "	1.05 " "	9.55 " "
Lv Las Vegas	Ar Caliente (P.S.T.)	11.55 SU	7.40 SU	7.05 " "	5.30 MO 8.40 " "
Ar Caliente (P.S.T.)				9.55 SU	8.40 " "
Ar Lund (M.S.T.)				12.45 MO	11.50 MO
Ar Cedar City				4.45 MO	12.55 MO
Lv Cedar City				11.15 SU	10.20 MO
Lv Lund	Ar Milford	5.40 MO	2.15 MO	1.35 " "	11.50 MO 12.40 " "
Ar Milford		8.40 " "	6.10 " "	5.10 " "	5.15 " "
Ar Salt Lake City		8.50 " "	6.20 " "	5.30 " "	5.45 " "
Lv Salt Lake City	Ar Ogden	9.30 " "	7.10 " "	6.20 " "	6.40 " "
Ar Ogden		9.40 " "	7.30 " "	6.50 " "	7.15 " "
Ar Evanston		11.09 " "	9.19 " "	8.40 " "	9.30 MO
Ar Green River		1.00 " "	11.20 " "	10.55 " "	12.15 TU
Ar Rock Springs				11.16 " "	12.40 " "
Ar Rawlins		3.15 " "	2.05 " "	1.35 " "	3.25 " "
Ar Laramie		5.10 " "	4.25 " "	3.55 " "	6.35 " "
Ar Cheyenne		6.20 " "	5.45 " "	5.15 " "	8.15 " "
Ar Cheyenne		6.30 " "	6.00 " "	5.45 " "	8.30 " "
Ar Sidney		7.55 " "	7.45 " "	8.35 " "	10.20 " "
Ar North Platte (M.S.T.)	Ar North Platte (C.S.T.)	9.37 " "	9.30 " "	11.05 MO	12.30 " "
Ar North Platte (C.S.T.)		10.40 MO	11.00 MO	1.10 TU	1.40 " "
Ar Kearney				3.05 " "	3.40 " "
Ar Grand Island				4.10 " "	4.45 " "
Ar Columbus				5.28 " "	5.52 " "
Ar Fremont				6.22 " "	6.49 " "
Ar Omaha		2.40 TU	3.50 TU	7.20 TU	7.50 TU
Lv Omaha C. & N. W.	Ar Chicago (C.S.T.)	2.50 TU 10.45 TU	4.30 TU 2.00 TU	10.45 TU 8.00 TU	8.30 TU 8.15 WE
Lv Chicago (CT) Penn. RR N. Phila., Pa. (E.S.T.)	Ar New York (E.S.T.)	6.30 TU 10.30 WE 11.59 WE			
Lv Chicago (CST) N.Y.C. Ar New York (E.S.T.)		6.15 TU 11.59 WE			
Lv Omaha C. & N. W.	Ar Sioux City		9.00 TU		10.25 TU
Ar Sioux City			12.01 TU		1.05 WE
Ar St. Paul			7.40 TU		7.45 " "
Ar Minneapolis (C.S.T.)			8.15 TU		8.20 WE

Equipment for Page 7

★ NO. 104—Streamliner CITY OF LOS ANGELES—Daily—Extra Fare
Cars to Chicago run via C. & N. W. east of Omaha.
Club Lounge Car @..... Los Angeles to Chicago—(Bath, radio).
Standard Sleeping Cars... Los Angeles to Chicago—Drawing-rooms, Compartments, Bedrooms, Roomettes, Sections.
Reclining Seat Coaches... Los Angeles to Chicago—(all seats reserved).
Cafe Lounge Car..... Los Angeles to Chicago—Moderately priced meals and lounge for coach passengers.
Dining Car..... A la carte and club or table d'hote service.

★ NO. 2—LOS ANGELES LIMITED—DAILY—No Extra Fare
Cars to Chicago and St. Paul—Minneapolis run via C. & N. W. east of Omaha.
Club Lounge Car @..... Los Angeles to Chicago—(Radio).
Standard Sleeping Cars... Los Angeles to Chicago—2 Drawing-rooms, 4 Compartments, 4 Double Bedrooms. Los Angeles to Chicago—12 Roomettes, 4 Dbl. Bdrm. Los Angeles to Chicago—14 Sections. Los Angeles to Chicago—10 Roomettes, 6 Double Bedrooms.—(Summer Season only).
Los Angeles to New York—10 Roomettes, 6 Double Bedrooms (N.Y.C. No. 22 east of Chicago).
Los Angeles to New York—10 Roomettes, 6 Double Bedrooms (P.R.R. No. 2 east of Chicago).
Los Angeles to St. Paul—Minneapolis—6 Secs., 6 Roomettes, 4 Double Bedrooms (204-9-204 east of Omaha).
Reserved Seat Coaches... Los Angeles to Chicago (2 cars—reclining seats).
Coach Lounge Car..... Los Angeles to Chicago.
Dining Car..... A la carte and club or table d'hote service.

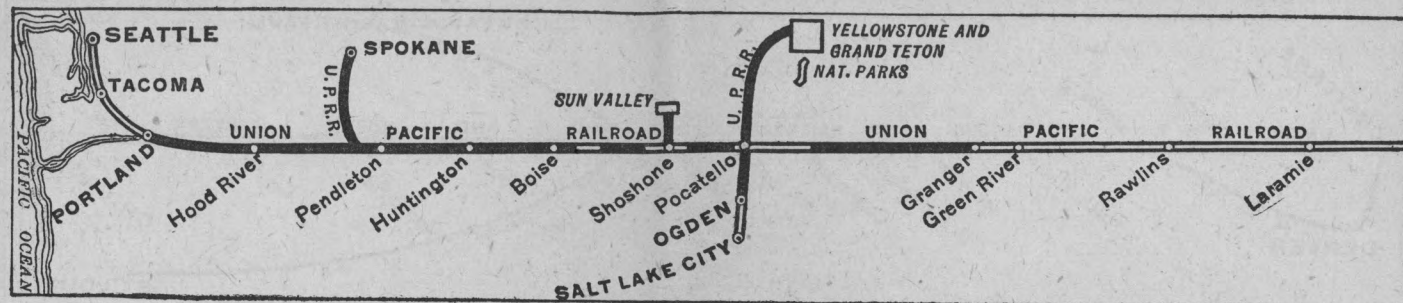
★ NO. 4—UTAHN—DAILY
Club Lounge Car @..... Los Angeles to Cheyenne.
Standard Sleeping Cars... Los Angeles to Cheyenne—6 Sections, 6 Roomettes, 4 Double Bedrooms (No. 10 to St. Louis).
Los Angeles to Salt Lake City—10 Sections, 1 Drawing-room, 2 Compartments.
Los Angeles to Cedar City—10 Sec., D.R., Compts. (No. 301 Milford to Cedar City—Summer Season only).
Cedar City to Salt Lake City—8 Sections, D.R., Compts. (No. 302 to Milford—Summer Season only).
Coach-Tourist Sleeper... South Torrington and Gering to Omaha—6 Sections (No. 94 to North Platte). From South Torrington and Gering on Tuesdays, Thursdays and Saturdays only.
Reclining Seat Coaches... Los Angeles to Omaha (not reserved).
Los Angeles to Cheyenne (No. 10 to St. Louis—all seats reserved).
Dining Car..... Los Angeles to Cheyenne—a la carte and club or table d'hote service.

★ NO. 38-24—PONY EXPRESS—GOLD COAST—DAILY
38 to Ogden; 24 to Chicago. Cars to Chicago run via C. & N. W. east of Omaha.
Club Lounge Service @..... Los Angeles to Chicago.
Standard Sleeping Cars... Los Angeles to Chicago—10 Sec., 3 Dbl. Bedrooms. Los Angeles to Butte—14 Roomette, 4 Double Bedrooms (No. 29 north of Salt Lake City).
Los Angeles to Sun Valley—6 Compts., 3 D.R. (Nos. 29-25-55 north of Salt Lake City).
Los Angeles to Las Vegas—8 Sec., D.R., 3 Dbl. Bdrms.
Reclining Seat Coaches... Los Angeles to Ogden (for Kansas City).
Los Angeles to Chicago.
Dining Car..... A la carte and club or table d'hote service. (Dinner not served leaving Los Angeles).

Footnotes for Page 7

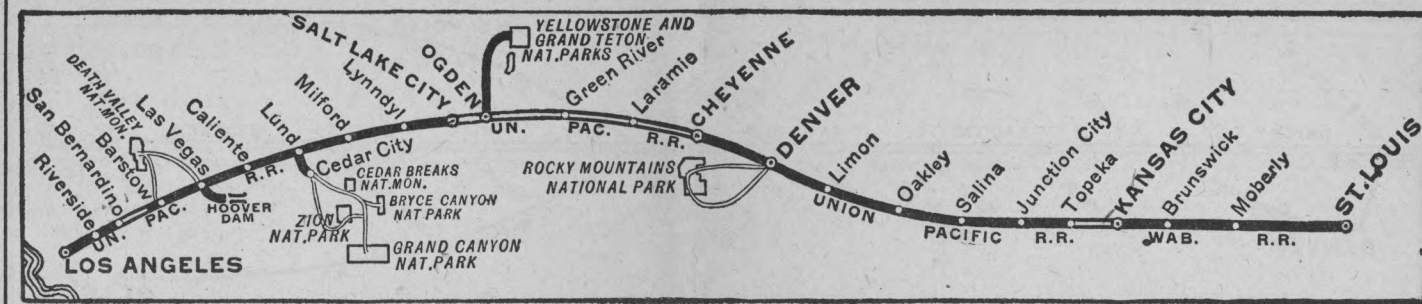
⊗ Club lounge cars are for the exclusive use of standard sleeping car passengers. The City of Los Angeles and Los Angeles Limited have lounge cars for coach passengers.
⊠ Conditional stop; see Tables 1 or 3. ▲ Motor Bus between Lund and Cedar City.
♦ Motor bus connections at East Los Angeles. Advance notice to U. P. ticket agent necessary.
● Extra fare train; limited handling of baggage, consult agent. See tables 1 and 2.

★ Regularly assigned through cars air-conditioned. (f) Stops only on signal. (E.S.T.) Eastern standard time. (C.S.T.) Central standard time. (M.S.T.) Mountain standard time. (P.S.T.) Pacific standard time.
Time from 12.01 midnight to 12.00 noon shown in light face type.
Time from 12.01 noon to 12.00 midnight shown in heavy face type.



CHICAGO to PORTLAND and SEATTLE via Omaha

Table C Condensed Schedules All Trains Daily	Streamliner City of Portland 105 Daily Example	Los Angeles Ltd.-Utahn -Idahoan 1-3-11 Daily Example	Gold Coast- Portland Rose 23-17 Daily Example	Mail Express 25 Daily Example
C. & N. W. Chicago (C.S.T.)	6.30 SUN	12.01 SUN	8.10 SUN	
Ar Omaha	2.40 MON	9.00 SUN	8.00 MON	
Union Pacific				
Lv Omaha	2.50 MON	9.25 SUN	8.30 MON	
" Fremont	3.00 MON	9.35 SUN	8.40 MON	
" Columbus	3.10 MON	9.45 SUN	8.50 MON	
" Grand Island	3.20 MON	9.55 SUN	9.00 MON	
" Kearney	3.30 MON	10.05 SUN	9.10 MON	
Lv North Platte (C.S.T.)	3.40 MON	10.15 SUN	9.20 MON	
Ar North Platte (M.S.T.)	3.50 MON	10.25 SUN	9.30 MON	
" Sidney	4.00 MON	10.35 SUN	9.40 MON	
Lv Cheyenne	4.10 MON	10.45 SUN	9.50 MON	
Lv Cheyenne	4.20 MON	10.55 SUN	10.00 MON	
" Laramie	4.30 MON	11.05 SUN	10.10 MON	
" Rawlins	4.40 MON	11.15 SUN	10.20 MON	
" Rock Springs	4.50 MON	11.25 SUN	10.30 MON	
" Green River	5.00 MON	11.35 SUN	10.40 MON	
" Kemmerer	5.10 MON	11.45 SUN	10.50 MON	
" Montpelier	5.20 MON	11.55 SUN	11.00 MON	
Ar Pocatello	5.30 MON	12.05 SUN	11.10 MON	
Ar West Yellowstone	5.40 MON	12.15 SUN	11.20 MON	
Lv West Yellowstone	5.50 MON	12.25 SUN	11.30 MON	
Lv Pocatello	6.00 MON	12.35 SUN	11.40 MON	
" Minidoka	6.10 MON	12.45 SUN	11.50 MON	
Ar Shoshone	6.20 MON	12.55 SUN	12.00 MON	
Lv Shoshone	6.30 MON	1.05 MON	12.10 MON	
Ar Sun Valley (Ketchum)	6.40 MON	1.15 MON	12.20 MON	
Lv Sun Valley (Ketchum)	6.50 MON	1.25 MON	12.30 MON	
Ar Shoshone	7.00 MON	1.35 MON	12.40 MON	
Lv Shoshone	7.10 MON	1.45 MON	12.50 MON	
Ar Sun Valley (Ketchum)	7.20 MON	1.55 MON	1.00 MON	
Lv Sun Valley (Ketchum)	7.30 MON	2.05 MON	1.10 MON	
Ar Shoshone	7.40 MON	2.15 MON	1.20 MON	
Lv Shoshone	7.50 MON	2.25 MON	1.30 MON	
Ar Sun Valley (Ketchum)	8.00 MON	2.35 MON	1.40 MON	
Lv Sun Valley (Ketchum)	8.10 MON	2.45 MON	1.50 MON	
Ar Shoshone	8.20 MON	2.55 MON	2.00 MON	
Lv Shoshone	8.30 MON	3.05 MON	2.10 MON	
Ar Sun Valley (Ketchum)	8.40 MON	3.15 MON	2.20 MON	
Lv Sun Valley (Ketchum)	8.50 MON	3.25 MON	2.30 MON	
Ar Shoshone	9.00 MON	3.35 MON	2.40 MON	
Lv Shoshone	9.10 MON	3.45 MON	2.50 MON	
Ar Sun Valley (Ketchum)	9.20 MON	3.55 MON	3.00 MON	
Lv Sun Valley (Ketchum)	9.30 MON	4.05 MON	3.10 MON	
Ar Shoshone	9.40 MON	4.15 MON	3.20 MON	
Lv Shoshone	9.50 MON	4.25 MON	3.30 MON	
Ar Sun Valley (Ketchum)	10.00 MON	4.35 MON	3.40 MON	
Lv Sun Valley (Ketchum)	10.10 MON	4.45 MON	3.50 MON	
Ar Shoshone	10.20 MON	4.55 MON	4.00 MON	
Lv Shoshone	10.30 MON	5.05 MON	4.10 MON	
Ar Sun Valley (Ketchum)	10.40 MON	5.15 MON	4.20 MON	
Lv Sun Valley (Ketchum)	10.50 MON	5.25 MON	4.30 MON	
Ar Shoshone	11.00 MON	5.35 MON	4.40 MON	
Lv Shoshone	11.10 MON	5.45 MON	4.50 MON	
Ar Sun Valley (Ketchum)	11.20 MON	5.55 MON	5.00 MON	
Lv Sun Valley (Ketchum)	11.30 MON	6.05 MON	5.10 MON	
Ar Shoshone	11.40 MON	6.15 MON	5.20 MON	
Lv Shoshone	11.50 MON	6.25 MON	5.30 MON	
Ar Sun Valley (Ketchum)	12.00 MON	6.35 MON	5.40 MON	
Lv Sun Valley (Ketchum)	12.10 MON	6.45 MON	5.50 MON	
Ar Shoshone	12.20 MON	6.55 MON	6.00 MON	
Lv Shoshone	12.30 MON	7.05 MON	6.10 MON	
Ar Sun Valley (Ketchum)	12.40 MON	7.15 MON	6.20 MON	
Lv Sun Valley (Ketchum)	12.50 MON	7.25 MON	6.30 MON	
Ar Shoshone	1.00 MON	7.35 MON	6.40 MON	
Lv Shoshone	1.10 MON	7.45 MON	6.50 MON	
Ar Sun Valley (Ketchum)	1.20 MON	7.55 MON	7.00 MON	
Lv Sun Valley (Ketchum)	1.30 MON	8.05 MON	7.10 MON	
Ar Shoshone	1.40 MON	8.15 MON	7.20 MON	
Lv Shoshone	1.50 MON	8.25 MON	7.30 MON	
Ar Sun Valley (Ketchum)	2.00 MON	8.35 MON	7.40 MON	
Lv Sun Valley (Ketchum)	2.10 MON	8.45 MON	7.50 MON	
Ar Shoshone	2.20 MON	8.55 MON	8.00 MON	
Lv Shoshone	2.30 MON	9.05 MON	8.10 MON	
Ar Sun Valley (Ketchum)	2.40 MON	9.15 MON	8.20 MON	
Lv Sun Valley (Ketchum)	2.50 MON	9.25 MON	8.30 MON	
Ar Shoshone	2.60 MON	9.35 MON	8.40 MON	
Lv Shoshone	2.70 MON	9.45 MON	8.50 MON	
Ar Sun Valley (Ketchum)	2.80 MON	9.55 MON	9.00 MON	
Lv Sun Valley (Ketchum)	2.90 MON	10.05 MON	9.10 MON	
Ar Shoshone	3.00 MON	10.15 MON	9.20 MON	
Lv Shoshone	3.10 MON	10.25 MON	9.30 MON	
Ar Sun Valley (Ketchum)	3.20 MON	10.35 MON	9.40 MON	
Lv Sun Valley (Ketchum)	3.30 MON	10.45 MON	9.50 MON	
Ar Shoshone	3.40 MON	10.55 MON	10.00 MON	
Lv Shoshone	3.50 MON	11.05 MON	10.10 MON	
Ar Sun Valley (Ketchum)	3.60 MON	11.15 MON	10.20 MON	
Lv Sun Valley (Ketchum)	3.70 MON	11.25 MON	10.30 MON	
Ar Shoshone	3.80 MON	11.35 MON	10.40 MON	
Lv Shoshone	3.90 MON	11.45 MON	10.50 MON	
Ar Sun Valley (Ketchum)	4.00 MON	11.55 MON	11.00 MON	
Lv Sun Valley (Ketchum)	4.10 MON	12.05 MON	11.10 MON	
Ar Shoshone	4.20 MON	12.15 MON	11.20 MON	
Lv Shoshone	4.30 MON	12.25 MON	11.30 MON	
Ar Sun Valley (Ketchum)	4.40 MON	12.35 MON	11.40 MON	
Lv Sun Valley (Ketchum)	4.50 MON	12.45 MON	11.50 MON	
Ar Shoshone	4.60 MON	12.55 MON	12.00 MON	
Lv Shoshone	4.70 MON	1.05 MON	12.10 MON	
Ar Sun Valley (Ketchum)	4.80 MON	1.15 MON	12.20 MON	
Lv Sun Valley (Ketchum)	4.90 MON	1.25 MON	12.30 MON	
Ar Shoshone	5.00 MON	1.35 MON	12.40 MON	
Lv Shoshone	5.10 MON	1.45 MON	12.50 MON	
Ar Sun Valley (Ketchum)	5.20 MON	1.55 MON	1.00 MON	
Lv Sun Valley (Ketchum)	5.30 MON	2.05 MON	1.10 MON	
Ar Shoshone	5.40 MON	2.15 MON	1.20 MON	
Lv Shoshone	5.50 MON	2.25 MON	1.30 MON	
Ar Sun Valley (Ketchum)	5.60 MON	2.35 MON	1.40 MON	
Lv Sun Valley (Ketchum)	5.70 MON	2.45 MON	1.50 MON	
Ar Shoshone	5.80 MON	2.55 MON	2.00 MON	
Lv Shoshone	5.90 MON	2.65 MON	2.10 MON	
Ar Sun Valley (Ketchum)	6.00 MON	2.75 MON	2.20 MON	
Lv Sun Valley (Ketchum)	6.10 MON	2.85 MON	2.30 MON	
Ar Shoshone	6.20 MON	2.95 MON	2.40 MON	
Lv Shoshone	6.30 MON	3.05 MON	2.50 MON	
Ar Sun Valley (Ketchum)	6.40 MON	3.15 MON	2.60 MON	
Lv Sun Valley (Ketchum)	6.50 MON	3.25 MON	2.70 MON	
Ar Shoshone	6.60 MON	3.35 MON	2.80 MON	
Lv Shoshone	6.70 MON	3.45 MON	2.90 MON	
Ar Sun Valley (Ketchum)	6.80 MON	3.55 MON	3.00 MON	
Lv Sun Valley (Ketchum)	6.90 MON	3.65 MON	3.10 MON	
Ar Shoshone	7.00 MON	3.75 MON	3.20 MON	
Lv Shoshone	7.10 MON	3.85 MON	3.30 MON	
Ar Sun Valley (Ketchum)	7.20 MON	3.95 MON	3.40 MON	
Lv Sun Valley (Ketchum)	7.30 MON	4.05 MON	3.50 MON	
Ar Shoshone	7.40 MON	4.15 MON	3.60 MON	
Lv Shoshone	7.50 MON	4.25 MON	3.70 MON	
Ar Sun Valley (Ketchum)	7.60 MON	4.35 MON	3.80 MON	
Lv Sun Valley (Ketchum)	7.70 MON	4.45 MON	3.90 MON	
Ar Shoshone	7.80 MON	4.55 MON	4.00 MON	
Lv Shoshone	7.90 MON	4.65 MON	4.10 MON	
Ar Sun Valley (Ketchum)	8.00 MON	4.75 MON	4.20 MON	
Lv Sun Valley (Ketchum)	8.10 MON	4.85 MON	4.30 MON	
Ar Shoshone	8.20 MON	4.95 MON	4.40 MON	
Lv Shoshone	8.30 MON	5.05 MON	4.50 MON	
Ar Sun Valley (Ketchum)	8.40 MON	5.15 MON	4.60 MON	
Lv Sun Valley (Ketchum)	8.50 MON	5.25 MON	4.70 MON	
Ar Shoshone	8.60 MON	5.35 MON	4.80 MON	
Lv Shoshone	8.70 MON	5.45 MON	4.90 MON	
Ar Sun Valley (Ketchum)	8.80 MON	5.55 MON	5.00 MON	
Lv Sun Valley (Ketchum)	8.90 MON	5.65 MON	5.10 MON	
Ar Shoshone	9.00 MON	5.75 MON	5.20 MON	
Lv Shoshone	9.10 MON	5.85 MON	5.30 MON	
Ar Sun Valley (Ketchum)	9.20 MON	5.95 MON	5.40 MON	
Lv Sun Valley (Ketchum)	9.30 MON	6.05 MON	5.50 MON	
Ar Shoshone	9.40 MON	6.15 MON	5.60 MON	
Lv Shoshone	9.50 MON	6.25 MON	5.70 MON	
Ar Sun Valley (Ketchum)	9.60 MON	6.35 MON	5.80 MON	
Lv Sun Valley (Ketchum)	9.70 MON	6.45 MON	5.90 MON	
Ar Shoshone	9.80 MON	6.55 MON	6.00 MON	
Lv Shoshone	9.90 MON	6.65 MON	6.10 MON	
Ar Sun Valley (Ketchum)	10.00 MON	6.75 MON	6.20 MON	
Lv Sun Valley (Ketchum)	10.10 MON	6.85 MON	6.30 MON	
Ar Shoshone	10.20 MON	6.95 MON	6.40 MON	
Lv Shoshone	10.30 MON	7.05 MON	6.50 MON	
Ar Sun Valley (Ketchum)	10.40 MON	7.15 MON	6.60 MON	
Lv Sun Valley (Ketchum)	10.50 MON	7.25 MON	6.70 MON	
Ar Shoshone	10.60 MON	7.35 MON	6.80 MON	
Lv Shoshone	10.70 MON	7.45 MON	6.90 MON	
Ar Sun Valley (Ketchum)	10.80 MON	7.55 MON	7.00 MON	
Lv Sun Valley (Ketchum)	10.90 MON	7.65 MON	7.10 MON	
Ar Shoshone	11.00 MON	7.75 MON	7.20 MON	
Lv Shoshone	11.10 MON	7.85 MON	7.30 MON	
Ar Sun Valley (Ketchum)	11.20 MON	7.95 MON	7.40 MON	
Lv Sun Valley (Ketchum)	11.30 MON	8.05 MON	7.50 MON	
Ar Shoshone	11.40 MON	8.15 MON	7.60 MON	
Lv Shoshone	11.50 MON	8.25 MON	7.70 MON	
Ar Sun Valley (Ketchum)	11.60 MON	8.35 MON	7.80 MON	
Lv Sun Valley (Ketchum)	11.70 MON	8.45 MON	7.90 MON	
Ar Shoshone	11.80 MON	8.55 MON	8.00 MON	
Lv Shoshone	11.90 MON	8.65 MON	8.10 MON	
Ar Sun Valley (Ketchum)	12.00 MON	8.75 MON	8.20 MON	
Lv Sun Valley (Ketchum)	12.10 MON	8.85 MON	8.30 MON	
Ar Shoshone	12.20 MON	8.95 MON	8.40 MON	
Lv Shoshone	12.30 MON	9.05 MON	8.50 MON	
Ar Sun Valley (Ketchum)	12.40 MON	9.15 MON	8.60 MON	
Lv Sun Valley (Ketchum)	12.50 MON	9.25 MON	8.70 MON	
Ar Shoshone	1.00 MON	9.35 MON	8.80 MON	
Lv Shoshone	1.10 MON	9.45 MON	8.90 MON	
Ar Sun Valley (Ketchum)	1.20 MON	9.55 MON	9.00 MON	
Lv Sun Valley (Ketchum)	1.30 MON	10.05 MON	9.10 MON	
Ar Shoshone	1.40 MON	10.15 MON	9.20 MON	
Lv Shoshone	1.50 MON	10.25 MON	9.30 MON	
Ar Sun Valley (Ketchum)	1.60 MON	10.35 MON	9.40 MON	
Lv Sun Valley (Ketchum)	1.70 MON	10.45 MON	9.50 MON	
Ar Shoshone	1.80 MON	10.55 MON	10.00 MON	
Lv Shoshone	1.90 MON	11.05 MON	10.10 MON	
Ar Sun Valley (Ketchum)	2.00 MON	11.15 MON	10.20 MON	
Lv Sun Valley (Ketchum)	2.10 MON	11.25 MON	10.30 MON	
Ar Shoshone	2.20 MON	11.35 MON	10.40 MON	
Lv Shoshone	2.30 MON	11.45 MON	10.50 MON	
Ar Sun Valley (Ketchum)	2.40 MON	11.55 MON	11.00 MON	
Lv Sun Valley (Ketchum)	2.50 MON	12.05 MON	11.10 MON	
Ar Shoshone	2.60 MON	12.15 MON	11.20 MON	
Lv Shoshone	2.70 MON	12.25 MON	11.30 MON	
Ar Sun Valley (Ketchum)	2.80 MON	12.35 MON	11.40 MON	
Lv Sun Valley (Ketchum)	2.90 MON	12.45 MON	11.50 MON	
Ar Shoshone	3.00 MON	12.55 MON	12.00 MON	
Lv Shoshone	3.10 MON	1.05 MON	12.10 MON	
Ar Sun Valley (Ketchum)	3.20 MON	1.15 MON	12.20 MON	
Lv Sun Valley (Ketchum)	3.30 MON	1.25 MON	12.30 MON	
Ar Shoshone	3.40 MON	1.35 MON	12.40 MON	
Lv Shoshone	3.50 MON	1.45 MON	12.50 MON	
Ar Sun Valley (Ketchum)	3.60 MON	1.55 MON	1.00 MON	
Lv Sun Valley (Ketchum)	3.70 MON	2.05 MON	1.10 MON	
Ar Shoshone	3.80 MON	2.15 MON	1.20 MON	
Lv Shoshone	3.90 MON	2.25 MON	1.30 MON	
Ar Sun Valley (Ketchum)	4.00 MON	2.35 MON	1.40 MON	
Lv Sun Valley (Ketchum)	4.10 MON	2.45 MON	1.50 MON	
Ar Shoshone	4.20 MON	2.55 MON	2.00 MON	
Lv Shoshone	4.30 MON	2.65 MON	2.10 MON	
Ar Sun Valley (Ketchum)</				



ST. LOUIS - KANSAS CITY - LOS ANGELES via Denver

Pony Express 37 Example		Streamliner City of St. Louis-Utah 9-3 Example		Table No. D Condensed Schedules All Trains Daily		Utahn-Streamliner City of St. Louis-4-10 Example		Pony Express 38 Example	
4.00	SU	4.00	SU	St. Louis (Wab.) (C.T.)	Ar	1.00	TU	7.40	WE
9.00	SU	9.00	SU	Kansas City	Lv	8.00	TU	11.55	TU
11.30	SU	9.30	SU	Kan. City (Un. Pac.)	Ar	7.45	TU	11.30	TU
12.30	MO	10.38	MO	Lawrence	Lv	6.30	TU	10.33	TU
1.15	MO	10.38	MO	Topeka	Lv	6.30	TU	10.05	TU
2.25	MO	11.27	MO	Manhattan	Lv	5.40	TU	8.50	TU
3.15	MO	11.55	SU	Junction City	Lv	5.15	TU	8.20	TU
4.45	MO	12.45	MO	Salina	Lv	4.20	TU	7.00	TU
7.50	MO	2.53	AR	Ellis (C.S.T.)	Lv	2.20	TU	4.35	TU
7.20	MO	1.58	AR	Ellis (M.S.T.)	Ar	1.15	TU	3.20	TU
9.10	MO	3.08	AR	Oakley	Lv	12.06	TU	1.53	TU
3.30	MO	7.25	AR	Denver	Lv	8.00	MO	8.50	TU
5.30	MO	7.45	AR	Denver	Ar	7.45	MO	7.45	TU
6.17	MO	8.34	AR	La Salle	Lv	5.40	MO	Runs Via	
10.00	MO	10.00	AR	Cheyenne	Lv	5.40	MO	Borie	
11.59	MO	11.59	AR	Cheyenne	Ar	5.15	MO	Cut-off	
11.45	MO	2.20	AR	Laramie	Lv	3.55	MO	4.10	TU
2.45	TU	5.25	AR	Rawlins	Lv	1.35	MO	1.50	TU
4.50	TU	7.23	AR	Green River	Lv	10.55	MO	11.10	MO
6.35	TU	9.15	AR	Evanston	Lv	8.40	MO	8.57	MO
7.00	TU	9.45	AR	Ogden	Lv	6.50	MO	7.10	MO
8.00	TU	10.35	AR	Salt Lake City	Lv	6.20	MO	6.40	MO
9.40	MO	10.55	MO	Salt Lake City	Ar	5.30	MO	5.45	MO
3.05	TU	2.55	TU	Milford	Lv	5.10	MO	5.15	MO
3.50	TU	3.33	AR	Lund (M.S.T.)	Lv	1.35	MO	12.40	MO
4.50	TU	4.45	TU	Cedar City	Lv	11.15	SU	10.20	MO
4.20	TU	4.15	MO	Cedar City	Ar	4.45	MO	12.55	MO
3.50	TU	3.33	AR	Lund (M.S.T.)	Ar	12.45	MO	11.50	MO
5.07	WE	4.40	AR	Caliente (P.S.T.)	Lv	9.55	SU	8.40	MO
9.15	WE	7.50	AR	Las Vegas	Lv	7.05	SU	5.30	MO
2.00	WE	11.25	AR	Barstow	Lv	3.08	SU	12.01	MO
4.20	WE	1.25	AR	San Bernardino	Lv	1.05	SU	9.55	MO
5.00	WE	1.55	AR	Riverside	Lv	12.40	SU	9.15	MO
6.30	WE	2.55	AR	East Los Angeles	Lv	11.40	SU	7.55	MO
7.00	WE	3.20	AR	Los Angeles (P.S.T.)	Lv	11.15	SU	7.30	SU
6.55	WE	3.20	TU	Alhambra	Lv	10.55	SU	7.10	MO
7.10	WE	3.35	TU	Pasadena	Lv	10.40	SU	6.55	MO
7.45	WE	4.10	TU	Glendale	Lv	10.05	SU	6.20	MO
7.40	WE	4.05	TU	Anaheim	Lv	10.10	SU	6.25	MO
7.25	WE	3.50	TU	Long Beach	Lv	10.15	SU	6.30	MO
7.50	WE	4.15	TU	San Pedro (P.S.T.)	Lv	9.45	SU	6.00	MO

Equipment for Page 12
 ★ **NO. 9-3—Streamliner CITY OF ST. LOUIS—UTAH—DAILY**
 Wabash 9 to Kansas City; No. 9 to Cheyenne; No. 3 to Los Angeles.
 Club Lounge Car @ St. Louis to Los Angeles.
 Standard Sleeping Cars St. Louis to Los Angeles—6 Secs., 6 Rmtes., 4 Dbl. Bdrm. Bedrooms (S.P. No. 27 to San Francisco).
 St. Louis to Green River—6 Sections, 6 Roomettes, 4 Double Bedrooms (No. 11 to Portland).
 Kansas City to Denver—6 Sec., 6 Rmtes., 4 Dbl. Bdrm. Cheyenne to Los Angeles—12 Sec., D. R. (No. 3 from Omaha).
 Salt Lake City to Cedar City—10 Sec., D. R., Compts. (No. 1 from Chicago—No. 301 beyond Milford—Summer Season only).
 Cedar City to Los Angeles—10 Sections, D.R., Compts. (No. 302 to Milford—Summer Season only).
 Reserved Seat Coaches St. Louis to Los Angeles (48 seats).
 St. Louis to Green River (48 seats—No. 11 to Portland).
 St. Louis to Ogden (48 seats—S.P. 27 to San Francisco).
 St. Louis to Cheyenne (48 seats).
 Cheyenne to Los Angeles (from Omaha) (not reserved).
 Dining Car A la carte and club or table d'hote service.

★ NO. 37—PONY EXPRESS—DAILY
 Club Lounge Car @ Denver to Los Angeles.
 Standard Sleeping Cars Kans. City to Los Angeles—12 Sec., D.R. (open 10.00 p.m.).
 Denver to Salt Lake City—10 Sec., 1 D.R., 2 Compts.
 Denver to Salt Lake City—18 Roomettes.
 Salt Lake City to Los Angeles—10 Sections, 1 Drawing-room, 2 Compartments (No. 30 from Butte).
 Salt Lake City to Los Angeles—10 Sections, 3 Dbl. Bdrms. (No. 23 from Chicago).
 Las Vegas to Los Angeles—8 Sec., D.R., 3 Dbl. Bdrms.
 Kansas City and Salt Lake City to Los Angeles.
 Kansas City to Ogden (S. P. No. 23 to San Francisco).
 East of Las Vegas—a la carte and club or table d'hote service.

★ NO. 4-10—UTAHN—Streamliner—CITY OF ST. LOUIS—DAILY
 No. 4 to Cheyenne; No. 10 to Kansas City; Wabash 10 to St. Louis.
 Club Lounge Car @ Los Angeles to St. Louis.
 Standard Sleeping Cars Los Angeles to St. Louis—6 Sec., 6 Rmtes., 4 Dbl. Bdrm. Los Angeles to Cheyenne—12 Sec., D.R. (No. 4 to Omaha).
 Los Angeles to Cedar City—10 Sec., D.R., Compts. (No. 301 Milford to Cedar City—Summer Season only).
 Cedar City to Salt Lake City—10 Sec., D.R., Compts. (No. 302 to Milford; No. 2 to Omaha; C.&N.W. 86 to Chicago—Summer Season only).
 Denver to Kans. City—6 Sec., 6 Rmtes., 4 Dbl. Bdrms.
 Green River to St. Louis—6 Sections, 6 Roomettes, 4 Double Bedrooms (No. 12 from Portland).
 Cheyenne to St. Louis—6 Sections, 6 Roomettes, 4 Double Bedrooms (No. 28 from San Francisco).
 Reserved Seat Coaches Los Angeles to St. Louis (48 seats).
 Gr. River to St. Louis (48 seats—No. 12 from Portland).
 Ogden to St. Louis (48 seats—No. 28 from San Fran'co).
 Cheyenne to St. Louis (48 seats).
 Los Angeles to Cheyenne (for Omaha) (not reserved).
 Dining Car A la carte and club or table d'hote service.

★ NO. 38—PONY EXPRESS—DAILY
 Club Lounge Car @ Los Angeles to Denver.
 Standard Sleeping Cars Los Angeles to Kansas City—12 Sections, D. R. Los Angeles to Las Vegas—8 Sec., D.R., 3 Dbl. Bdrms. Los Angeles to Salt Lake City—10 Sec., 3 Dbl. Bdrms. (No. 24 to Chicago).
 Los Angeles to Butte—10 Sec., 1 Drawing-room, 2 Compts. (No. 29 north of Salt Lake City).
 Salt Lake City to Denver—10 Sec., 1 D.R., 2 Compts. Salt Lake City to Denver—18 Roomettes.
 Ogden to Denver—12 Sections, D. R. (S.P. 24 from San Francisco).
 Reclining Seat Coaches Los Angeles to Salt Lake City and Kansas City.
 Ogden to Kansas City (S.P. 24 from San Francisco).
 Dining Car East of Las Vegas—a la carte and club or table d'hote service.

Footnotes for Page 12

- ⊙ Club lounge cars are for the exclusive use of standard sleeping car passengers.
- ★ Regularly assigned through cars air-conditioned. (f) Stops only on signal.
- ▲ Motor Bus between Lund and Cedar City. □ Conditional stop; see Table 24.
- ◆ Motor bus connections with main line trains at East Los Angeles. For connections with east-bound trains, buses on call only and advance notice to U. P. ticket agent necessary.
- (C.T.) Central time. (M.T.) Mountain time. (P.T.) Pacific time.
- Time from 12.01 midnight to 12.00 noon shown in light face type.
- Time from 12.01 noon to 12.00 midnight shown in heavy face type.

ST. LOUIS - KANSAS CITY - SAN FRANCISCO via Denver

Pony Express-Gold Coast 37-23 Example		Streamliner City of St. Louis-San Francisco Overland 9-27 Example		Table E Condensed Schedules All Trains Daily		San Francisco Overland-Streamliner City of St. Louis 28-10 Example		Gold Coast-Pony Express 24-38 Example	
4.00	SUN	4.00	SUN	St. Louis (C.S.T.)	Mo.	1.00	TUE	7.40	WED
9.00	SUN	9.00	SUN	Kansas City	Ar	8.00	TUE	11.55	TUE
11.30	SUN	9.30	SUN	Kansas City Union Pacific	Mo.	7.45	TUE	11.30	TUE
12.30	MON	10.38	MON	Lawrence	Kan.	6.30	TUE	10.33	TUE
1.15	MON	10.38	MON	Topeka	Lv	6.30	TUE	10.05	TUE
2.25	MON	11.27	MON	Manhattan	Lv	5.40	TUE	8.50	TUE
3.15	MON	11.55	SUN	Junction City	Lv	5.15	TUE	8.20	TUE
4.45	MON	12.45	MON	Salina	Lv	4.20	TUE	7.35	TUE
7.50	MON	2.53	AR	Ellis (C.S.T.)	Lv	2.32	TUE	7.00	TUE
7.20	MON	1.58	AR	Ellis (M.S.T.)	Ar	2.20	TUE	4.55	TUE
9.10	MON	3.08	AR	Oakley	Lv	1.15	TUE	3.20	TUE
3.30	MON	7.25	AR	Denver	Lv	12.06	TUE	1.53	TUE
5.30	MON	7.45	AR	Denver	Ar	11.20	MON	12.55	MON
6.17	MON	8.34	AR	La Salle	Lv	9.27	MON	10.32	MON
10.00	MON	10.00	AR	Cheyenne	Lv	8.00	MON	8.50	MON
11.59	MON	11.59	AR	Cheyenne	Ar	7.45	MON	7.45	MON
11.45	MON	2.20	AR	Laramie	Lv	6.41	MON	6.20	TUE
2.45	TU	5.25	AR	Rawlins	Lv	5.05	MON	5.40	TUE
4.50	TU	7.23	AR	Green River	Lv	3.45	MON	4.10	TUE
6.35	TU	9.15	AR	Evanston	Lv	1.25	MON	1.50	TUE
7.00	TU	9.45	AR	Ogden	Lv	10.40	MON	11.32	MON
8.00	TU	10.35	AR	Salt Lake City	Lv	8.32	MON	8.57	MON
9.40	MO	10.55	MO	Salt Lake City	Ar	6.45	MON	7.10	MON
3.05	TU	2.55	TU	Milford	Lv	8.00	MON	10.25	MON
3.50	TU	3.33	AR	Lund (M.S.T.)	Lv	6.25	MON	6.30	MON
4.50	TU	4.45	TU	Cedar City	Lv	6.40	SUN	3.10	MON
4.20	TU	4.15	MO	Cedar City	Ar	5.40	SUN	1.50	MON
3.50	TU	3.33	AR	Lund (M.S.T.)	Ar	1.40	SUN	9.25	SUN
5.07	WE	4.40	AR	Caliente (P.S.T.)	Lv	11.47	SUN	6.52	SUN
9.15	WE	7.50	AR	Las Vegas	Lv	11.38	SUN	6.43	SUN
2.00	WE	11.25	AR	Barstow	Lv	11.30	SUN	6.35	SUN
4.20	WE	1.25	AR	San Bernardino	Lv	11.00	SUN	6.00	SUN
5.00	WE	1.55	AR	Riverside	Lv	6.25	MON	6.30	MON
6.30	WE	2.55	AR	East Los Angeles	Lv	6.40	SUN	6.40	SUN
7.00	WE	3.20	AR	Los Angeles (P.S.T.)	Lv	6.40	SUN	6.40	SUN
6.55	WE	3.20	TU	Alhambra	Lv	6.25	MON	6.30	MON
7.10	WE	3.35	TU	Pasadena	Lv	6.40	SUN	3.10	MON
7.45	WE	4.10	TU	Glendale	Lv	5.40	SUN	1.50	MON
7.40	WE	4.05	TU	Anaheim	Lv	1.40	SUN	9.25	SUN
7.25	WE	3.50	TU	Long Beach	Lv	11.47	SUN	6.52	SUN
7.50	WE	4.15	TU	San Pedro (P.S.T.)	Lv	11.38	SUN	6.43	SUN
				Oakland Pier	Lv	11.30	SUN	6.35	SUN
				San Francisco (P.S.T.)	Lv	11.00	SUN	6.00	SUN

Equipment for Page 13

★ NO. 9-27—Streamliner—CITY OF ST. LOUIS—SAN FRANCISCO OVERLAND—DAILY
 Wabash 9 to Kansas City; 9 to Cheyenne; 27 to Ogden; S. P. 27 to San Francisco.
 Club Lounge Service @ St. Louis to San Francisco.
 Standard Sleeping Cars St. Louis to San Francisco—6 Sections, 6 Roomettes, 4 Double Bedrooms.
 St. Louis to Green River—6 Sections, 6 Roomettes 4 Double Bedrooms (No. 11 to Portland).
 St. Louis to Ogden—12 Roomettes, 4 Double Bedrooms (No. 3 to Los Angeles).
 St. Louis to Denver—10 Roomettes, 6 Double Bedrooms. (Summer Season only).
 Kansas City to Denver—6 Sections, 6 Roomettes, 4 Double Bedrooms.
 Salt Lake City to San Francisco—10 Sections, D. R., Compts. (No. 33 to Ogden).
 Reserved Seat Coaches St. Louis to Ogden (No. 3 to Los Angeles)—48 seats.
 St. Louis to Green River (No. 11 to Portland)—48 seats.
 St. Louis to San Francisco.
 St. Louis to Cheyenne (48 seats).
 Ogden to San Francisco (through in No. 27 from Chicago).
 Cafe Lounge Car Ogden to San Francisco—Moderately priced meals and lounge for coach passengers.
 Dining Car A la carte and club or table d'hote service.

★ NO. 37-23—PONY EXPRESS—GOLD COAST—DAILY
 No. 37 to Ogden; S. P. No. 23 to San Francisco.
 Club Lounge Service @ Denver to San Francisco.
 Standard Sleeping Cars Kansas City to Ogden—12 Sections, D. R. (No. 37 to Los Angeles—open 10.00 p.m.).
 Denver to San Francisco—12 Sections, D. R.
 Denver to Ogden—10 Sec., 1 D.R., 2 Compts. (No. 37 to Salt Lake City).
 Denver to Ogden—18 Roomettes (No. 37 to Salt Lake City).
 Ogden to San Francisco—10 Sec., 1 D. R., 2 Compts.
 Reclining Seat Coach Kansas City to San Francisco.
 Dining Car A la carte and club or table d'hote service.

★ NO. 28-10—SAN FRANCISCO OVERLAND—Streamliner—CITY OF ST. LOUIS—DAILY

S. P. 28 to Ogden; 28 to Cheyenne; 10 to Kansas City; Wabash 10 to St. Louis.
 Club Lounge Service @ San Francisco to St. Louis.
 Standard Sleeping Cars San Francisco to St. Louis—6 Sections, 6 Roomettes, 4 Double Bedrooms.
 San Francisco to Salt Lake City—10 Sections, D. R., Compts. (No. 37 south of Ogden).
 Cheyenne to St. Louis—12 Roomettes, 4 Double Bedrooms (No. 4 from Los Angeles).
 Cheyenne to St. Louis—6 Sections, 6 Roomettes, 4 Double Bedrooms (Nos. 12-4 from Portland).
 Denver to Kansas City—6 Sections, 6 Roomettes, 4 Double Bedrooms.
 Denver to St. Louis—10 Roomettes, 6 Double Bedrooms (Summer Season only).
 Reserved Seat Coaches San Francisco to Cheyenne (No. 28 to Chicago).
 Cheyenne to St. Louis (48 seats—4 cars—1 each from Cheyenne, Los Angeles, San Francisco and Portland).
 Cafe Lounge Car San Francisco to Ogden—Moderately priced meals and lounge for coach passengers.
 Dining Car A la carte and club or table d'hote service.

★ NO. 24-38—GOLD COAST—PONY EXPRESS—DAILY
 S. P. No. 24 to Ogden; No. 38 to Kansas City.
 Club Lounge Service @ San Francisco to Denver.
 Standard Sleeping Cars Ogden to Kansas City—12 Sections, D. R. (No. 38 from Los Angeles).
 Ogden to Denver—10 Sec., 1 D.R., 2 Compts. (No. 38 from Salt Lake City).
 Ogden to Denver—18 Roomettes (No. 38 from Salt Lake City).
 San Francisco to Ogden—10 Sec., 1 D. R., 2 Compts.
 San Francisco to Denver—12 Sections, D. R.
 Reclining Seat Coach San Francisco to Kansas City.
 Dining Car A la carte and club or table d'hote service.

Footnotes for Page 13

- ⊙ Club lounge cars are for the exclusive use of standard sleeping car passengers.
- ★ Regularly assigned through cars air-conditioned. (f) Stops only on signal.
- ▲ Motor Bus between cars air-conditioned. □ Conditional stop; see table 30.
- (C.S.T.) Central standard time. (M.S.T.) Mountain standard time. (P.S.T.) Pacific standard time.
- Time from 12.01 midnight to 12.00 noon shown in light face type.
- Time from 12.01 noon to 12.00 midnight shown in heavy face type.

ST. LOUIS—KANSAS CITY—PORTLAND—SEATTLE via Denver

Table F Condensed Schedules All Trains Daily. Includes routes for Pony Express-Portland Rose, Streamliner City of St. L., Idahoan-Streamliner, and Portland Rose-Pony Express.

Equipment for Page 14

★ NO. 9-3-11—Streamliner CITY OF ST. LOUIS—IDAHOAN—DAILY. Wabash 9 to Kansas City; 9 to Cheyenne; 3 to Green River; 11 to Portland.

Club Lounge Service... Standard Sleeping Cars... Reclining Seat Coaches... Dining Car... Details for various train services.

★ NO. 37-17—PONY EXPRESS—PORTLAND ROSE—DAILY. No. 37 to Denver; No. 17 to Portland.

Club Lounge Car... Standard Sleeping Cars... Reclining Seat Coaches... Dining Car... Details for Pony Express service.

★ NO. 12-4-10—IDAHOAN—Streamliner CITY OF ST. LOUIS—DAILY. No. 12 to Green River; No. 4 to Cheyenne; No. 10 to Kansas City; Wabash 10 to St. Louis.

Club Lounge Service... Standard Sleeping Cars... Reclining Seat Coaches... Dining Car... Details for Idahoan service.

★ NO. 18-38—PORTLAND ROSE—PONY EXPRESS—DAILY. No. 18 to Denver; No. 38 to Kansas City.

Club Lounge Car... Standard Sleeping Cars... Reclining Seat Coaches... Dining Car... Details for Portland Rose service.

Footnotes for Page 14

★ Regularly assigned through cars air conditioned. □ Conditional stop; see Table 24. ☐ Club lounge cars are for the exclusive use of standard sleeping car passengers.

♦ Motor bus. This service is provided passengers arriving or departing Shoshone and holding through rail tickets to and from Sun Valley or Ketchum, Idaho.



CHICAGO—MINNEAPOLIS—OMAHA—DENVER

Table G Condensed Schedules All Trains Daily. Includes routes for National Parks Special, Streamliner City of Denver, and various daily trains.

Equipment for Table G

★ NO. 111—Streamliner CITY OF DENVER—DAILY. Train runs via C. & N. W. to Omaha; thence U. P. Club Lounge Car... Standard Sleeping Cars... Reclining Seat Coaches... Dining Car... Details for Denver service.

ST. LOUIS—KANSAS CITY—DENVER—SALT LAKE CITY

Table H All Trains Daily. For Complete Schedules See Table 17. Includes routes for The Kansan, Pony Express, City of St. Louis-Utah, and The Kansan.

Equipment for Table H

★ NO. 9-3—Streamliner CITY OF ST. LOUIS—UTAHN—DAILY. Wabash 9 to Kansas City; U. P. 9 to Cheyenne; 3 to Salt Lake City. Club Lounge Car... Standard Sleeping Cars... Reclining Seat Coaches... Dining Car... Details for Utahn service.

Footnotes for Page 15

☐ Club lounge cars are for the exclusive use of standard sleeping car passengers. ★ Regularly assigned through cars air conditioned. □ Conditional stop; see Tables 1 or 17. (f) Stops only on signal.

(C.S.T.) Central Standard time. (M.S.T.) Mountain Standard time. Time from 12.01 midnight to 12.00 noon shown in light face type. Time from 12.01 noon to 12.00 midnight shown in heavy face type.



CHICAGO — OMAHA — SPOKANE

No. 105 - Bus Example	No. 23-17-62-20 Example	Table K Condensed Schedules All Trains Daily	No. 19-61-18-24 Example	Bus- No. 106 Example
6.30 SUN	8.10 SUN	LV Chicago (C.T.) C. & N. W. Ar	8.15 WED	11.30 TUE
2.50 MON	8.30 MON	LV Omaha (Union Pacific) Ar	7.50 TUE	3.05 TUE
6.37 " "	2.00 " "	Ar North Platte (C.T.) Lv	1.40 " "	10.58 MON
6.40 " "	1.10 " "	LV North Platte (M.T.) Ar	12.30 " "	9.55 " "
9.20 " "	6.25 MON	LV Cheyenne Ar	8.30 TUE	6.50 " "
7.10 " "	10.15 TUE	LV Pocatello Ar	5.35 MON	8.55 " "
10.55 MON	3.30 " "	LV Boise Ar	12.10 " "	5.00 " "
12.45 TUE	6.15 " "	Ar Huntington (M.T.) Lv	9.35 " "	3.05 " "
11.45 MON	5.25 " "	Ar Huntington (P.T.) Ar	8.25 " "	2.05 " "
4.20 TUE	10.55 " "	Ar Pendleton Ar	3.25 " "	9.38 SUN
8.30 TUE	11.40 TUE	Ar Pendleton Ar	3.00 " "	9.00 SUN
	2.05 WED	Ar Wallula Ar	1.10 MON	
	7.40 WED	Ar Yakima Ar	8.30 SUN	
10.02 TUE	5.15 WED	Ar Walla Walla Ar	10.30 SUN	7.30 SUN
	4.45 WED	Ar Ayer Ar	11.20 SUN	
1.32 TUE	8.25 WED	Ar Lewiston Ar	8.00 SUN	3.50 SUN
	8.50 WED	Ar Moscow Ar	7.15 SUN	
3.15 TUE	7.00 WED	Ar Spokane (P.T.) Ar	9.30 SUN	2.15 SUN

Equipment for Table K
 ★ **No. 105—Streamliner CITY OF PORTLAND—DAILY**
 No. 105 to Pendleton; Bus to Spokane.
 Club Lounge Car @ Chicago to Pendleton (Barber, valet, bath, radio).
 Standard Sleeping Cars Chicago to Pendleton—Drawing rooms, Compts., Bed-rooms, Roomettes, Sections.
 Reclining Seat Coaches Chicago to Pendleton—(all seats reserved).
 Cafe Lounge Car Chicago to Portland—Moderately priced meals and lounge for coach passengers.
 Dining Car A la carte and club or table d'hote service.

★ **No. 23-17-62-20—GOLD COAST—DAILY**
 No. 23 to Green River; No. 17 to Pendleton; No. 62 to Wallula; No. 20 to Spokane.
 Club Lounge Service @ Chicago to Pendleton.
 Standard Sleeping Cars Chicago to Green River—12 Sec., D. R. (for San Francisco).
 Chicago to Pendleton—10 Sec., D. R., Compt. (for Portland).
 Pocatello to Spokane—12 Sections, D. R. (No. 33 from Salt Lake City).
 Reclining Seat Coaches Chicago to Pendleton (for Portland); Green River to Spokane (No. 17 from Denver).
 Dining Car A la carte and club or table d'hote service.

★ **No. 19-61-18-24—GOLD COAST—PORTLAND ROSE—DAILY**
 No. 19 to Wallula; No. 61 to Pendleton; No. 18 to Green River; No. 24 to Chicago.
 Club Lounge Service @ Pendleton to Chicago.
 Standard Sleeping Cars Green River to Chicago—12 Sec., D. R. (from San Francisco).
 Pendleton to Chicago—10 Sections, D. R., Compt. (from Portland).
 Spokane to Pocatello—12 Sections, D. R. (No. 34 to Salt Lake City).
 Spokane to Los Angeles—10 Sec., 1 Compt., 2 Bdrms. (leave Fridays only during Dec., Jan. and Febr.—Nos. 34-3 south of Pocatello).
 Reclining Seat Coaches Spokane to Green River (No. 18 to Denver); Pendleton to Chicago (from Portland).
 Dining Car A la carte and club or table d'hote service.

★ **No. 106—Streamliner CITY OF PORTLAND—DAILY**
 Bus to Pendleton; No. 106 to Chicago.
 Club Lounge Car @ Pendleton to Chicago (Barber, valet, bath, radio).
 Standard Sleeping Cars Pendleton to Chicago—Drawing rooms, Compts., Bed-rooms, Roomettes, Sections.
 Reclining Seat Coaches Pendleton to Chicago—(all seats reserved).
 Cafe Lounge Car Portland to Chicago—Moderately priced meals and lounge for coach passengers.
 Dining Car A la carte and club or table d'hote service.

ST. LOUIS — KANSAS CITY — SPOKANE

No. 37-17-62-20 Example	Table L Condensed Schedules All Trains Daily	No. 19-61-18-38 Example
4.00 SUN	LV St. Louis (C.T.) Wabash Ar	7.40 WED
9.00 " "	Ar Kansas City Ar	11.55 TUE
11.30 SUN	LV Kansas City (Union Pacific) Ar	11.30 " "
5.35 MON	Ar Denver (M.T.) Ar	8.10 TUE
10.15 TUE	LV Pocatello Ar	5.35 MON
10.55 " "	Ar Pendleton (P.T.) Ar	3.25 " "
11.40 TUE	LV Pendleton Ar	3.00 " "
12.55 WED	LV Umatilla Ar	1.55 " "
2.05 WED	Ar Wallula Ar	1.10 MON
	7.40 WED	Ar Yakima Ar
	5.15 " "	Ar Walla Walla Ar
3.05 " "	Ar Wallula Ar	12.55 " "
4.23 " "	Ar Ayer Ar	11.48 " "
	8.25 " "	Ar Lewiston Ar
	8.50 " "	Ar Moscow Ar
4.23 " "	Ar Ayer Ar	11.48 " "
6.32 " "	LV Cheney Ar	9.56 " "
7.00 WED	Ar Spokane (P.T.) Ar	9.30 SUN

Equipment for Table L
 ★ **No. 37-17-62-20—PONY EXPRESS—PORTLAND ROSE—DAILY**
 No. 37 to Denver; No. 17 to Pendleton; No. 62 to Wallula; No. 20 to Spokane.
 Club Lounge Car @ Denver to Pendleton.
 Standard Sleeping Cars Denver to Pendleton—10 Sec., 3 D. Bdrms. (for Portland) Kansas City to Pendleton—12 Sec., D. R. (for Seattle). (open 10.00 p.m.).
 Pocatello to Spokane—12 Sections, D. R. (No. 33 from Salt Lake City).
 Kansas City to Denver—12 Sec., D. R. (to Los Angeles—open 10.00 p.m.).
 Reclining Seat Coaches Kansas City to Pendleton; Denver to Spokane.
 Dining Car A la carte and club or table d'hote service.

★ **No. 19-61-18-38—PORTLAND ROSE—PONY EXPRESS—DAILY**
 No. 19 to Wallula; No. 61 to Pendleton; No. 18 to Denver; No. 38 to Kansas City.
 Club Lounge Car @ Pendleton to Denver.
 Standard Sleeping Cars Spokane to Pocatello—12 Sec., D. R. (No. 34 to Salt Lake City).
 Pendleton to Denver—10 Sec., 3 Double Bedrooms (from Portland).
 Pendleton to Kans. City—12 Sec., D. R. (from Seattle).
 Denver to Kansas City—12 Sec., D. R. (from Los Angs.).
 Reclining Seat Coaches Spokane to Denver.
 Dining Car A la carte and club or table d'hote service.

Footnotes for Page 16

Club lounge cars are for the exclusive use of standard sleeping car passengers.
 The City of Portland has a lounge car for coach passengers.
 ★ Regularly assigned through cars air-conditioned.
 † Via Overland Greyhound Bus north of Pendleton.
 (C.T.) Central time. (M.T.) Mountain time. (P.T.) Pacific time.
 Time from 12.01 midnight to 12.00 noon shown in light face type.
 Time from 12.01 noon to 12.00 midnight shown in heavy face type.

CHICAGO — ST. LOUIS — KANSAS CITY — WEST YELLOWSTONE — VICTOR

No. 85-3-9-11-35-47 Example	Table O Summer Season All Trains Daily	No. 48-36-12-28-10 Example
12.01 SUN	LV Chicago (CST) C. & N. W. Ar	1.00 TUE
9.00 SUN	Ar Omaha Ar	3.40 " "
11.00 SUN	LV Omaha (Union Pacific) Ar	3.10 TUE
9.55 MON	Ar Cheyenne (M.S.T.) Ar	5.20 MON
	4.00 SUN	LV St. Louis (C.S.T.) (Wab.) Ar
	9.00 " "	Ar Kansas City Ar
	9.20 SUN	LV Kansas City Ar
	7.25 MON	Ar Denver (M.S.T.) Ar
	7.45 " "	Ar Denver Ar
	10.00 MON	Ar Cheyenne Ar
	10.25 MON	LV Cheyenne (M.S.T.) Ar
	5.00 " "	Ar Green River Ar
	5.40 " "	Ar Green River Ar
	10.55 MON	Ar Pocatello Ar
	1.45 TUE	LV Pocatello Ar
	2.30 " "	LV Blackfoot Ar
	3.30 " "	LV Idaho Falls Ar
	5.10 TUE	Ar Ashton Ar
	5.20 TUE	LV Ashton Ar
	7.00 TUE	Ar Victor Ar
	7.30 TUE	Ar W. Yellowstone (M.S.T.) Ar
		5.05 MON
		10.40 " "
		10.10 " "
		4.25 " "
		1.35 " "
		12.50 " "
		12.05 MON
		10.10 SUN
		9.55 SUN
		8.15 SUN
		7.30 SUN

★ **No. 85-3-11-35-47 / NATIONAL PARKS SPECIAL } YELLOWSTONE SPECIAL—DAILY**
 C. & N. W. No. 85 Chicago to Omaha; No. 3 Omaha to Green River; Wabash No. 9 St. Louis to Kansas City; No. 9 to Cheyenne; No. 3 to Green River; No. 11 to Pocatello; No. 35 to Ashton and West Yellowstone; No. 47 Ashton to Victor.

Club Lounge Service @ Chicago and St. Louis to West Yellowstone.
 Standard Sleeping Car Chicago to West Yellowstone—10 Sec., D. R., Compts. St. Louis to W. Yellowstone—Sections and Rooms (requires car to car change after leaving Cheyenne).
 Coaches Chicago to Omaha; Omaha to Green River; Green River to Pocatello; St. Louis to Pocatello (seats reserved); Pocatello to West Yellowstone and Victor.
 Dining Car A la carte and club or table d'hote service.

★ **No. 48-36-12-10-28—SAN FRAN. OVERLAND—DAILY**
 ★ **YELLOWSTONE SPECIAL } CITY OF ST. LOUIS—DAILY**
 No. 48 Victor to Ashton; No. 36 W. Yellowstone and Ashton to Pocatello; No. 12 to Green River; No. 28 to Chicago; No. 10 Cheyenne to St. Louis. C. & N. W. east of Omaha; Wabash east of Kansas City.

Club Lounge Service @ West Yellowstone to St. Louis and Chicago.
 Standard Sleeping Cars W. Yellowstone to Chicago—10 Sec., D. R., Compts. West Yellowstone to St. Louis—Sections and Rooms. (requires car to car change after leaving Pocatello).
 Coaches Victor and W. Yellowstone to Pocatello; Pocatello to Cheyenne and St. Louis; Cheyenne to Chicago (all seats reserved east of Pocatello).
 Dining Car A la carte and club or table d'hote service.

LOS ANGELES — SALT LAKE CITY — WEST YELLOWSTONE — BUTTE

Yellowstone Special 38-29-35-47 Example	Northwest Special 33 Example	Butte Special 38-29 Example	Table R Condensed Schedules All Trains Daily	Butte Special 30-37 Example	Northwest Special 34-3 Example	Yellowstone Special 48-36-30-37 Example
7.30 SU	7.30 SU	7.30 SU	LV Los Angeles (P.S.T.) Ar	7.00 TU	3.20 MO	7.00 TU
7.55 " "	7.55 " "	7.55 " "	Ar East Los Angeles Ar	6.30 " "	2.55 " "	6.30 " "
9.15 " "	9.15 " "	9.15 " "	Ar Riverside Ar	5.00 " "	1.55 " "	5.00 " "
9.45 " "	9.45 " "	9.45 " "	Ar San Bernardino Ar	4.30 " "	1.30 " "	4.30 " "
9.55 " "	9.55 " "	9.55 " "	Ar San Bernardino Ar	4.20 " "	1.25 " "	4.20 " "
12.01 SU	12.01 MO	12.01 MO	Ar Barstow Ar	2.00 TU	11.25 " "	2.00 TU
5.00 MO	5.00 " "	5.00 " "	Ar Las Vegas Ar	9.15 MO	7.50 " "	9.15 MO
5.30 " "	5.30 " "	5.30 " "	Ar Las Vegas Ar	8.45 " "	7.35 " "	8.45 " "
8.40 " "	8.40 " "	8.40 " "	Ar Caliente (P.S.T.) Ar	5.07 " "	4.40 " "	5.25 " "
11.50 " "	11.50 " "	11.50 " "	Ar Lund (M.S.T.) Ar	3.50 " "	3.33 " "	4.00 " "
12.30 " "	12.30 " "	12.30 " "	Ar Milford Ar	3.05 " "	2.55 " "	3.05 " "
12.40 " "	12.40 " "	12.40 " "	Ar Milford Ar	2.50 " "	2.45 " "	2.50 " "
2.30 " "	2.30 " "	2.30 " "	Ar Lynndyl Ar	12.45 " "	12.45 " "	12.45 " "
2.30 " "	2.30 " "	2.30 " "	Ar Lynndyl Ar	12.45 " "	12.45 " "	12.45 " "
5.15 " "	5.15 " "	5.15 " "	Ar Salt Lake City Ar	9.40 " "	10.55 SU	9.40 " "
8.00 " "	11.30 SU	8.00 " "	LV Salt Lake City Ar	7.45 " "	10.25 " "	7.30 " "
9.00 " "	12.30 MO	9.00 " "	Ar Ogden Ar	6.45 " "	9.25 " "	6.30 " "
9.30 " "	1.00 " "	9.30 MO	Ar Ogden Ar	6.25 " "	9.05 " "	6.10 " "
12.55 TU	4.45 " "	12.55 TU	Ar Pocatello Ar	3.05 " "	5.45 " "	2.50 " "
1.45 " "	5.15 " "	1.35 " "	Ar Pocatello Ar	2.35 " "	4.55 " "	1.35 " "
2.30 " "	6.08 " "	2.20 " "	Ar Blackfoot Ar	1.52 " "	4.10 " "	12.50 " "
3.15 TU	7.00 MO	3.10 TU	Ar Idaho Falls Ar	1.05 MO	3.25 SU	12.05 MO
	7.20 MO		Ar Idaho Falls Ar		2.55 SU	11.45 SU
	8.25 " "		Ar St. Anthony Ar		1.43 " "	10.34 " "
	8.55 MO		Ar Ashton Ar		1.20 " "	10.10 SU
	9.00 MO		Ar Ashton Ar		1.15 SU	9.55 SU
	10.40 MO		Ar Victor Ar		11.35 SU	8.15 SU
			Ar Victor Ar			7.30 SU
			Ar West Yellowstone Ar			
			Ar Idaho Falls Ar			
			LV Dubois Ar			
			Ar Spencer Ar			
			Ar Lima Ar			
			Ar Lima Ar			
			Ar Armstead Ar			
			Ar Dillon Ar			
			Ar Melrose Ar			
			Ar Silver Bow Ar			
			Ar Butte (M.S.T.) Ar			

★ **No. 38-29—PONY EXPRESS—BUTTE SPECIAL—DAILY**
 No. 38 to Salt Lake City; No. 29 to Butte.
 Club Lounge Car @ Los Angeles to Salt Lake City; Salt Lake City to Butte.
 Standard Sleeping Cars Los Angeles to Butte—14 Roomettes, 4 Double Bdrms. Salt Lake City to Butte—10 Sec., 1 D. R., 1 Compt.
 Reclining Seat Coaches Los Angeles to Salt Lake City; Salt Lake City to Butte.
 Dining Car Las Vegas to Salt Lake City; Salt Lake City to Butte.

★ **No. 33—NORTHWEST SPECIAL—DAILY—Salt Lake City to Victor.**
 Standard Sleeping Car Salt Lake City to Pocatello—12 Sections, D. R. (No. 17-62-20 Pocatello to Spokane—open 9:30 p.m.).
 Reclining Seat Coaches Salt Lake City to Victor.

★ **No. 35-29-35-47—PONY EXPRESS—YELSTONE SPECIAL—DAILY**
 No. 38 to Salt Lake City; No. 29 to Butte; No. 35 Pocatello to Ashton and West Yellowstone; No. 47 Ashton to Victor. (Summer Season Service)

Club Lounge Service @ Los Angeles to West Yellowstone.
 Standard Sleeping Cars Los Angeles to Butte—14 Roomettes, 4 Double Bdrms. Salt Lake City to Butte—10 Sec., 1 D. R., 1 Compt. Salt Lake to West Yellowstone—6 Compts., 3 D. R. Salt Lake City to West Yellowstone—14 Sections. Pocatello to West Yellowstone—8 Sections, 1 D. R., 2 Compts. (occupancy from 9:30 p.m.).
 Reclining Seat Coaches Los Angeles to Salt Lake City; Salt Lake City to Butte. Salt Lake City to Victor (No. 31 to Pocatello).
 Dining Car East of Las Vegas—a la carte and club or table d'hote service.

★ **No. 30-37—BUTTE SPECIAL—PONY EXPRESS—DAILY**
 No. 30 to Salt Lake City; No. 37 to Los Angeles.

Club Lounge Car @ Butte to Salt Lake City; Salt Lake City to Los Angeles.
 Standard Sleeping Cars Butte to Los Angeles—14 Roomettes, 4 Double Bdrms. Butte to Salt Lake City—10 Sec., 1 D. R., 1 Compt.
 Reclining Seat Coaches Butte to Salt Lake City.
 Dining Car Salt Lake City to Los Angeles.
 Butte to Pocatello; Salt Lake City to Las Vegas.

★ **No. 34-3—NORTHWEST SPECIAL—DAILY**
 No. 34 to Salt Lake City; No. 3 to Los Angeles.

Standard Sleeping Cars Pocatello to Salt Lake City—12 Sec., D. R. (No. 19-61-18 from Spokane).
 Salt Lake City to Los Angeles—Drawing-room, Bedrooms, Roomettes, Sections.
 Reclining Seat Coaches Victor to Salt Lake City.
 Dining Car Pocatello to Salt Lake City; Salt Lake to Las Vegas.

★ **No. 48-36-30-37—YELSTONE SPECIAL—PONY EXPRESS—DAILY**
 No. 48 Victor to Ashton; No. 36 W. Yellowstone and Ashton to Pocatello; No. 30 to Salt Lake City; No. 37 to Los Angeles. (Summer Season Service)

Club Lounge Service @ West Yellowstone to Los Angeles.
 Standard Sleeping Cars Butte to Los Angeles—14 Roomettes, 4 Double Bdrms. Butte to Salt Lake City—10 Sec., 1 D. R., 1 Compt. West Yellowstone to Salt Lake City—14 Sections. West Yellowstone to Salt Lake City—6 Compts. 3 D. R. West Yellowstone to Pocatello—8 Sec., D. R., Compts. (occupancy until 8:00 a.m.—breakfast service).
 Reclining Seat Coaches Victor to Salt Lake City—8 Sec., 1 D. R., 2 Compts. West Yellowstone to Salt Lake City.
 Dining Car Pocatello to Salt Lake City; Salt Lake to Las Vegas.
 Salt Lake City to Los Angeles.
 Salt Lake City to Las Vegas.

Footnotes for Page 17

Club and lounge cars are for the exclusive use of standard sleeping car passengers.
 ★ Regularly assigned through cars air-conditioned.
 (f) Stops only on signal.
 ○ First car leaves Chicago June 17; West Yellowstone June 19.
 ○ Operates only during Yellowstone Park season, June 19 through September 7. First cars leave Salt Lake City June 18, West Yellowstone and Victor June 19.
 (C.S.T.) Central standard time. (M.S.T.) Mountain standard time. (P.S.T.) Pacific standard time.
 Time from 12.01 midnight to 12.00 noon shown in light face type.
 Time from 12.01 noon to 12.00 midnight shown in heavy face type.

SALT LAKE CITY — BOISE — PENDLETON — SPOKANE

Table T Condensed Schedules All Trains Daily. Includes routes for Salt Lake City (M.S.T.), Ogden, Pocatello, Sun Valley, Ketchum, Shoshone, Boise, Huntington (M.S.T.), Huntington (P.S.T.), Baker, La Grande, Pendleton, Umatilla, Wallula, Ayr, and Spokane (P.S.T.).

Equipment for Table T

★ NO. 33-17-62-20—NORTHWEST SPECIAL—PORTLAND ROSE—DAILY. No. 33 to Pocatello; No. 17 to Pendleton; No. 62 to Wallula; No. 20 to Spokane. Club Lounge Car, Standard Sleeping Cars, Reclining Seat Coaches, Dining Car.

★ NO. 19-61-18-34—PORTLAND ROSE—NORTHWEST SPECIAL—DAILY. No. 19 to Wallula; No. 61 to Pendleton; No. 18 to Pocatello; No. 34 to Salt Lake City. Club Lounge Car, Standard Sleeping Cars, Reclining Seat Coaches, Dining Car.

Los Angeles — Salt Lake City — Sun Valley

Table V Condensed Schedules All Trains Daily. Includes routes for Los Angeles (P.S.T.), East Los Angeles, Las Vegas (PT), Salt Lake City (MST), Salt Lake City, Ogden, Pocatello, and Sun Valley (MST).

Equipment for Table V

★ NO. 36-29-25-55—PONY EXPRESS—SUN VALLEY SPECIAL—DAILY. No. 36 to Salt Lake City; No. 29 to Pocatello; No. 25 to Shoshone; No. 55 to Sun Valley. Lounge Car Service, Standard Sleeping Cars, Reclining Seat Coaches, Dining Car.

★ NO. 56-12-32-37—SUN VALLEY SPECIAL—PONY EXPRESS—Daily. No. 56 Shoshone; No. 12 to Pocatello; No. 32 to Salt Lake City; No. 37 to Los Angeles. Lounge Car Service, Standard Sleeping Cars, Reclining Seat Coaches, Dining Car.

★ NO. 402-12-32—IDAHOAN—DAILY. No. 402 to Portland; No. 12 to Pocatello; No. 32 to Salt Lake City. Club Lounge Car, Standard Sleeping Cars, Reclining Seat Coaches, Dining Car.

NOTE—For Chicago and St. Louis—Sun Valley Service see Table C, pages 10 and 11, and Table F, page 14.

SALT LAKE CITY — BOISE — PORTLAND — SEATTLE

Table U Condensed Schedules All Trains Daily. Includes routes for Salt Lake City (M.S.T.), Ogden, Pocatello, Sun Valley, Ketchum, Shoshone, Boise, Huntington (M.S.T.), Huntington (P.S.T.), Baker, La Grande, Pendleton, The Dalles, and Portland.

Equipment for Table U

★ NO. 31-11-459—IDAHOAN—DAILY. No. 31 to Pocatello; No. 11 to Portland; No. 459 to Seattle. Club Lounge Car, Parlor Car, Standard Sleeping Cars, Reclining Seat Coaches, Dining Car.

★ NO. 33-17-457—NORTHWEST SPECIAL—PORTLAND ROSE—DAILY. No. 33 to Pocatello; No. 17 to Portland; No. 457 to Seattle. Club Lounge Car, Parlor Car, Standard Sleeping Cars, Reclining Seat Coaches, Dining Car.

★ NO. 458-18-34—PORTLAND ROSE—NORTHWEST SPECIAL—DAILY. No. 458 to Portland; No. 18 to Pocatello; No. 34 to Salt Lake City. Parlor Car, Club Lounge Car, Standard Sleeping Cars, Reclining Seat Coaches, Dining Car.

★ NO. 402-12-32—IDAHOAN—DAILY. No. 402 to Portland; No. 12 to Pocatello; No. 32 to Salt Lake City. Club Lounge Car, Standard Sleeping Cars, Reclining Seat Coaches, Dining Car.

★ NO. 401—DAILY. Standard Sleeping Cars, Reclining Seat Coaches, Dining Car. Portland to Seattle—10 Sections, D. R. Compt. Portland to Seattle—12 Sections, Drawing-room. Portland to Tacoma—10 Sections, D. R., Compt. San Francisco to Seattle—10 Sections, D. R., Compt. (S. P. 20 to Portland).

★ NO. 402—DAILY. Standard Sleeping Cars, Reclining Seat Coaches, Dining Car. Seattle to Portland—10 Sec., D. R., Compt. Seattle to Portland—12 Sections, Drawing-room. Tacoma to Portland—10 Sections, D. R., Compt. Seattle to San Francisco—10 Sections, D. R., Compt. (S. P. 19 South of Portland).

★ NO. 457—DAILY. Parlor Car, Standard Sleeping Car, Reclining Seat Coaches, Dining Car. Portland to Seattle (U. P. Car). Standard Sleeping Car... Kansas City to Seattle—12 Sections, Drawing-room (Nos. 37-17 to Portland). Reclining Seat Coaches... Portland to Seattle. Dining Car... Serving necessary meals enroute.

Footnotes for Page 18

Club and lounge cars are for the exclusive use of standard sleeping car passengers; Regularly assigned through cars air-conditioned. Motor bus. This service is provided passengers arriving or departing Shoshone and holding through rail tickets to and from Sun Valley or Ketchum, Idaho. (M.S.T.) Mountain Standard time. (P.S.T.) Pacific Standard time. Time from 12.01 midnight to 12.00 noon shown in light face type. Time from 12.01 noon to 12.00 midnight shown in heavy face type.

PORTLAND — WALLA WALLA — YAKIMA — LEWISTON — SPOKANE

Table W All Trains Daily—(Pacific Standard Time). Includes routes for Portland, Hood River, The Dalles, Arlington, Umatilla, Wallula, Wallula, Walla Walla, Wallula, Ayr, Riparia, Lewiston, Ayr, Ayer, Marango, Cheney, and Spokane.

★ NO. 20—SPOKANE—DAILY

Standard Sleeping Cars... Portland to Spokane—8 Sections, Buffet Lounge. Tourist Sleeping Cars... Portland to Spokane—10 Sections, Compartment, D. R. to Walla Walla. Reclining Seat Coaches... Portland to Spokane. Portland to Wallula (for Moscow—see Table 76).

★ NO. 19—SPOKANE—DAILY

Standard Sleeping Cars... Spokane to Portland—8 Sections, Buffet Lounge. Tourist Sleeping Cars... Walla Walla to Portland—14 Sections (No. 66, Walla Walla to Wallula; open 9:30 p.m.). Reclining Seat Coaches... Spokane to Portland. Wallula to Portland (from Moscow—see Table 76).

Spokane, San Francisco and Los Angeles

Table X All Trains Daily (Pacific Standard Time). Includes routes for Spokane (UP), Wallula, Portland, Portland So. Pac., Salem, Eugene, Klamath Falls, Redding, Sacramento, San Francisco, Sacramento, Stockton, Fresno, and Los Angeles.

Seattle, San Francisco and Los Angeles

Table Y All Trains Daily (Pacific Standard Time). Includes routes for Seattle, Tacoma, Portland, Portland So. Pac., Salem, Eugene, Klamath Falls, Redding, Sacramento, San Francisco, Sacramento, Stockton, Fresno, and Los Angeles.

PORTLAND, TACOMA AND SEATTLE

Table Z All Trains Daily. Includes routes for Portland, Ore., Vancouver Wash., Kelso-Longview, Chehalis, Centralia, Tacoma, Tacoma, and Seattle.

Equipment for Tables Y and Z

★ NO. 401—DAILY. Standard Sleeping Cars, Reclining Seat Coaches, Dining Car. Portland to Seattle—10 Sections, D. R. Compt. Portland to Seattle—12 Sections, Drawing-room. Portland to Tacoma—10 Sections, D. R., Compt. San Francisco to Seattle—10 Sections, D. R., Compt. (S. P. 20 to Portland). Sleepers open at Portland 9:30 p.m., at destinations until 8:00 a.m. Reclining Seat Coaches... Portland to Seattle.

★ NO. 458—DAILY. Parlor Car, Standard Sleeping Cars, Reclining Seat Coaches, Dining Car. Seattle to Portland (U. P. Car). Seattle to Kansas City—12 Sections Drawing-Room (Nos. 18-38 beyond Portland). Seattle to San Francisco—10 Sec., D.R., Compt. (S. P. 19 beyond Portland). Serving necessary meals enroute.

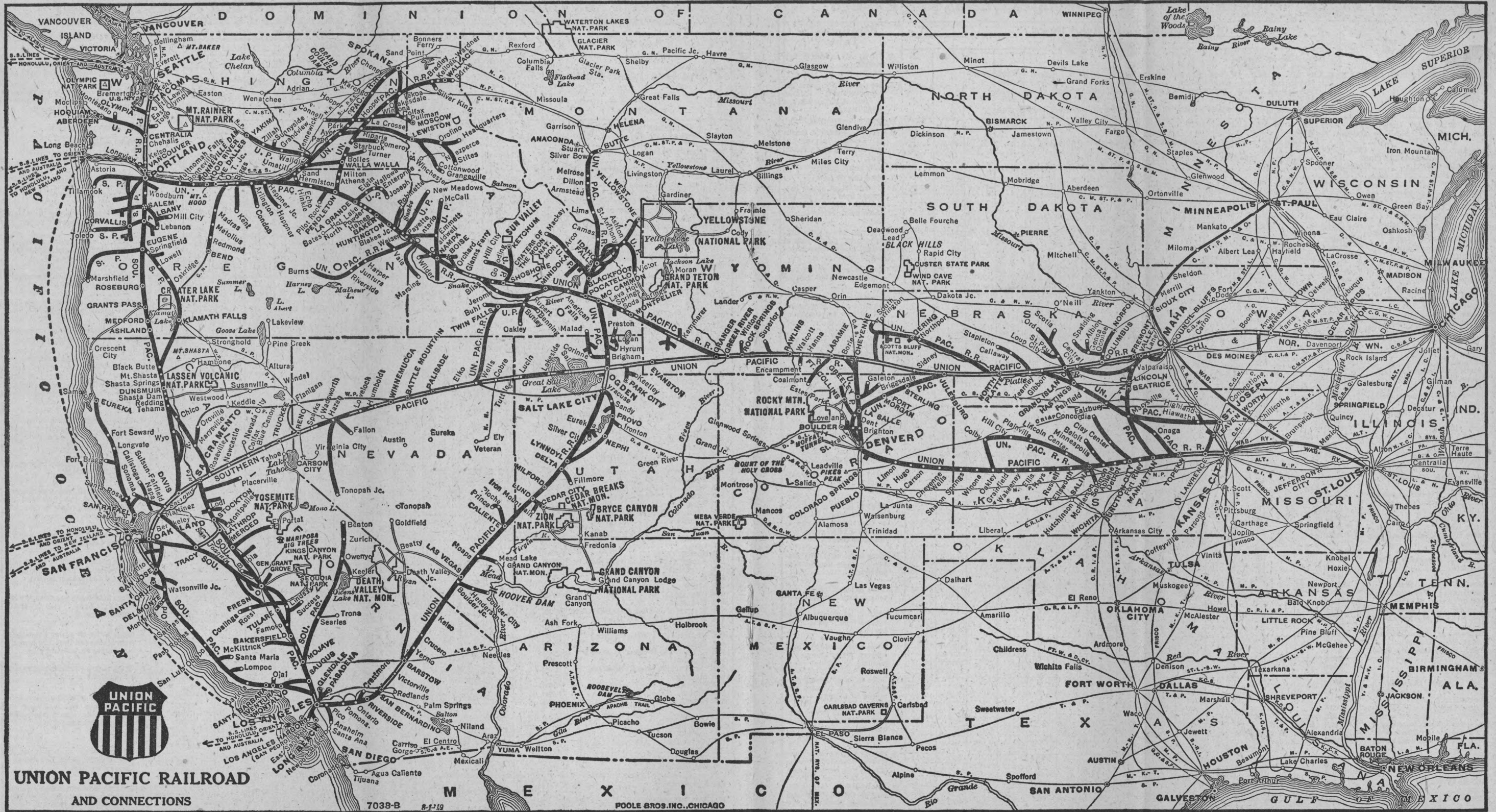
★ NO. 407—DAILY. Parlor Car, Standard Sleeping Cars, Reclining Seat Coaches, Dining Car. Portland to Seattle (N. P. Car). San Francisco to Seattle—8 Sections, 5 Double Bedrooms (S. P. 12 to Portland). San Francisco to Seattle—6 Compts., 3 D. R. Serving necessary meals enroute.

★ NO. 408—DAILY. Parlor Car, Standard Sleeping Cars, Reclining Seat Coaches, Dining Car. Seattle to Portland (N. P. Car). Seattle to San Francisco—8 Sec., 5 Dbl. Bdrms. (2 Cars) (S. P. 11 So. of Portland). Seattle to San Francisco—6 Compts., 3 D. R. Serving necessary meals enroute.

★ NO. 459—DAILY. Observation Parlor Car, Reclining Seat Coaches, Dining Car. Portland to Seattle. (G. N. Car). Portland to Seattle. Serving necessary meals enroute.

★ NO. 460—DAILY. Observation Parlor Car, Reclining Seat Coaches, Dining Car. Seattle to Portland (G. N. Car). Seattle to Portland. Serving necessary meals enroute.

Arrives, departs Seattle Union Depot. Arrives, departs Seattle King Street Station. Daily except Sundays and holidays. Rail station is at Kelso. There is independent bus service between Kelso and Longview every 20 minutes. Regularly assigned through cars air-conditioned. U. P. Stages, Portland—Spokane. Via Pacific Greyhound Bus. Runs via Davis.



UNION PACIFIC RAILROAD
AND CONNECTIONS

7038-B 8-1-19

POOLE BROS. INC. CHICAGO

California, Pacific Northwest, Utah and Colorado to Omaha and Chicago

Table No. 2 The Overland Route EASTBOUND—Read Down From Pacific Coast. Includes columns for Streamliner, Mail and Express, Pony Express, Utah, Portland Rose, and Mixed Passenger. Lists stations from San Francisco to Cheyenne with corresponding fares and schedules.

Footnotes for Table 2. Contains notes A through Z regarding passenger services, stops, and connections. Includes a note about mileage shown on mile posts.

For equipment, see pages 6 to 11, inclusive.

California, Pacific Northwest, Utah and Colorado to Omaha and Chicago

Table No. 2 (Continued) The Overland Route EASTBOUND—Read Down. Includes columns for From Pacific Coast, From Colo., and Local. Lists stations from Cheyenne to Omaha with fares and schedules. Includes a 'The RAILROAD HOUR' section at the bottom right.

For equipment, see pages 6 to 11, inclusive, and page 15. For explanation of reference marks see page 24.

Between Chicago, Omaha, Denver, Ogden, Salt Lake City and Los Angeles

Table No. 3 The Overland Route. WESTBOUND—Read Down and EASTBOUND—Read Up. Includes routes for Chicago, Minneapolis, Omaha, St. Louis, Kansas City, Denver, Cheyenne, Salt Lake City, Ogden, and Los Angeles. Includes footnotes for motor bus connections and stop locations.

The Seasoned Traveler Goes by Train

For equipment, see pages 6 to 12, inclusive.

Between Chicago, Omaha, Denver, Ogden, Salt Lake City and Los Angeles

Table No. 3 (Continued) The Overland Route. WESTBOUND—Read Down and EASTBOUND—Read Up. Includes routes for Basin, Afton, Harvard, Yermo, Daggett, Barstow, Hodge, Oro Grande, Victorville, Hesperia, Summit, Cajon, San Bernardino, San Bernardino, Colton, Highgrove, Riverside, Mira Loma, Mira Collins, Ontario, Pomona, Walnut, Hillgrove, Pico, Montebello, E. Los Angeles, Los Angeles, Alhambra, Pasadena, Glendale, Anaheim, Long Beach, and San Pedro. Includes footnotes for motor bus connections and stop locations.

See tables 7, 8 and 9 on this page, for more complete motor bus schedules to and from East Los Angeles.

Salt Lake City — Provo — Lyndyl. Table No. 4 Mountain Standard Time. Motor bus routes between Salt Lake City, Provo, and Lyndyl.

East Los Angeles — Pasadena — Glendale. Table No. 7 Pacific Time. Motor bus routes between East Los Angeles, Pasadena, and Glendale.

East Los Angeles — Long Beach — San Pedro. Table No. 8 Pacific Time. Motor bus routes between East Los Angeles, Long Beach, and San Pedro.

Salt Lake City — Smelter. Table No. 5 Mountain Time. Motor bus routes between Salt Lake City and Smelter.

East Los Angeles — Whittier — Anaheim. Table No. 9 Pacific Time. Motor bus routes between East Los Angeles, Whittier, and Anaheim.

Footnotes for Tables 4 to 10, Inclusive. Motor bus connections with main line trains at East Los Angeles. Daily except Sundays and holidays. Trains 301 and 302 operate only during summer season. Daily motor coach service of the Union Pacific Stage Co., shown in tables 7, 8 and 9, is operated over public highways. Rail tickets are honored on these motor coaches. Union Pacific Stages Motor Buses operated over public highways. See also section of General Information, page 2, for optional rail-motor bus ticketing arrangement.

Las Vegas — Boulder City — Hoover Dam. Table No. 10 Pacific Time. Motor bus routes between Las Vegas, Boulder City, and Hoover Dam.

For equipment, see pages 6 to 12 inclusive.

For explanation of reference marks in table 3, see page 26.

Between Chicago, Omaha, Denver, Ogden and San Francisco

Table No. 14 The Overland Route. WESTBOUND—Read Down and EASTBOUND—Read Up. Includes routes for C. & N. W., UNION PACIFIC, and SOUTHERN PACIFIC. Lists stations from Chicago to San Francisco with arrival and departure times.

Footnotes for Page 28

- (f) Stops only on signal.
Via Borie Cut-off; not via Cheyenne.
A See tables 24 and 30 for service between St. Louis, Kansas City, Denver and Cheyenne.
B Stops to let off paying passengers from Ogden and beyond; also to take for Reno and beyond.
D Stops to let off paying passengers from Reno and beyond; also to take for Ogden and beyond.
E Stops to let off paying passengers from Ogden or beyond; also to take for Sacramento or beyond.
H Stops to take paying passengers for Ogden and beyond.
K Stops to let off paying passengers from Ogden or beyond.
M Stops to take paying passengers for Ogden or beyond; also to let off from Sacramento or beyond.
See table 31 for service between Ogden and Salt Lake City.
Leaves and arrives from Market Street station.
Leaves and arrives from Third Street station.
(C.S.T.) Central standard time.
(M.S.T.) Mountain standard time.
(P.S.T.) Pacific standard time.
Mileage shown on mile posts is from Council Bluffs. See General Information, page 2.

Rail—Auto Travel Plan

Ask your Ticket Agent for information and about arrangements. You can...

RENT A NEW CAR

at your train destination.

This plan makes it easy for you to have a car ready for your convenience when you reach the end of your train journey.

DRIV-UR-SELF RENTAL STATIONS

are located in many cities in the United States and Canada.

Ask your Railroad Ticket Agent about the plan.

San Francisco, Sacramento and Los Angeles (Via Southern Pacific)

Table No. 15 and Table No. 16. Via Valley Line and Via Coast Line. Lists routes between San Francisco, Sacramento, and Los Angeles with arrival and departure times.

Between Chicago, Omaha and Denver

Table No. 17 The Overland Route. All Trains Daily. WESTBOUND—Read Down and EASTBOUND—Read Up. Includes routes for UNION PACIFIC and CENTRAL STANDARD TIME. Lists stations from Chicago to Denver with arrival and departure times.

Denver—La Salle—Ft. Collins

Table No. 18. Daily (Mountain Standard Time). Lists routes between Denver, La Salle, and Ft. Collins with arrival and departure times.

Footnotes for Page 29

- (f) Stops only on signal.
Regular service only during Park summer season.
Yellow Cab Co., between La Salle and Greeley meets all trains. Arrange in advance with La Salle agent.
Stops to take on paying passengers for schedules stops in Colorado.
Stops to let off paying passengers from Cheyenne or beyond.
Stops to take or let off paying passengers.
Beginning June 10 from Chicago, and June 11 from Denver, Nos. 85 and 86 will operate with through sleeping cars and coaches during summer season between Chicago and Denver.
Mileage shown on mile posts is from Council Bluffs. For explanation see page 2. Time from 12:01 midnight to 12:00 noon is in light face type.
Time from 12:01 noon to 12:00 midnight shown in heavy face type.
Where no time shown, trains do not stop, except as indicated by reference marks.

WRITE NOW FOR YOUR 1950 SUMMER TOUR BOOK

Our SUMMER TOURS book, beautifully illustrated in color contains fascinating day-by-day stories of tours to many of our great western vacation lands: Yellowstone—Grand Teton—Zion—Bryce Canyon—Grand Canyon—Rocky Mountain—Yosemite National Parks; Colorado—Jackson Hole—Utah—Hoover Dam—Las Vegas—Tijuana, Old Mexico.

In describing these personally escorted, money-saving tours, this book tells you what you see and do and how you get the most for your vacation dollars. Write today for a free copy of SUMMER TOURS. Use the coupon.

I. D. Kessler, Manager
UP-C&NW Dept. of Tours
148 S. Clark St., Chicago 3, Ill.

Please send me a copy of "SUMMER TOURS"

UP-C&NW Department of Tours

Name:
Address:
City:
State:
Zone:

Between Chicago, Omaha and Spokane, Portland, Tacoma and Seattle

Table No. 20 The Overland Route. WESTBOUND-Read Down and EASTBOUND-Read Up. Includes stations like Chicago, Omaha, St. Paul, Minneapolis, Cheyenne, and Spokane. Includes footnotes for pages 30 and 31.

Between Chicago, Omaha and Spokane, Portland, Tacoma and Seattle

Table No. 20 (Continued) The Overland Route. WESTBOUND-Read Down and EASTBOUND-Read Up. Includes stations like Huntington, Durkee, Pleasant Valley, Baker, Haines, North Powder, Telocaset, Union Jct., Hot Lake, La Grande, Kamela, Meacham, Duncan, Gibbon, Cayuse, Pendleton, Walla Walla, Spokane, Pendleton, Umatilla, and Portland.

Between Portland, Tacoma and Seattle

Table No. 20 Continued. Pacific Standard Time. Includes stations like Portland, Vancouver, Ridgefield, Woodland, Kalama, Kelso-Longview, Castle Rock, Vader, Winlock, Napavine, Chehalis, Centralia, Bucoda, Tenino, East Olympia, Olympia, Nisqually, Steilacoom, Tacoma, Tacoma 22, Puyallup, North Puyallup, Summer, Auburn, Kent, and Seattle.

Portland-Chehalis-Centralia-Hoquiam

Table No. 21. Motor Bus Daily. Includes stations like Portland, Chehalis, Centralia, Galvin, Helsing Jct., Independence, Saginaw, South Elma, Melbourne, Cosmopolis, and Aberdeen.

Portland-Seattle-Tacoma-Olympia

Table No. 22. Motor Bus Daily. Includes stations like Portland, East Olympia, East Olympia, Olympia, Portland, East Olympia, East Olympia, and Olympia.

For equipment, see pages 10, 11, 14 and 18

For equipment, see pages 10, 11, 14 and 18. For explanation of reference marks, see page 30.

Between St. Louis, Kansas City, Topeka, Salina and Denver

Table No. 24 The Overland Route. Table No. 25 Kansas City - Junction City - Concordia. Table No. 26 Kansas City - Salina - Solomon - Beloit. Table No. 27 Kansas City - Salina - McPherson. Table No. 28 Kansas City - Salina - Plainville - Oakley. Includes columns for Motor, Passenger, Kansas, Pony Express, Stream-line, and various time schedules.

Between Denver, Cheyenne and Salt Lake City

Table No. 30 The Overland Route (Mountain Standard Time). Table No. 31 Between Ogden and Salt Lake City. Table No. 32 Ogden - Echo - Coalville - Park City. Table No. 33 Laramie - Coalmont. Table No. 34 Saratoga & Encampment Valley R. R. Co. Includes columns for Motor, Passenger, City of St. Louis, Pony Express, and various time schedules.

Distance between Denver and Salt Lake City via Borie is 613 miles; via Cheyenne is 625 miles.

Between Ogden and Salt Lake City

Table No. 31 Between Ogden and Salt Lake City. Table No. 32 Ogden - Echo - Coalville - Park City. Table No. 33 Laramie - Coalmont. Table No. 34 Saratoga & Encampment Valley R. R. Co. Includes columns for 3 Daily, 34 Daily, 103 Daily, 1 Daily, 32 Daily, 37 Daily, 30 Daily, and various time schedules.

Ogden - Echo - Coalville - Park City. Laramie - Coalmont. Saratoga & Encampment Valley R. R. Co. Includes columns for Mixed, Mls., and various time schedules.

Footnotes for Pages 32 and 33. Includes notes about Mountain Time, Streamliner, and various passenger and freight regulations.

Between Salt Lake City, Ogden, Pocatello, West Yellowstone and Butte

Table No. 36 The Overland Route. Table No. 37 Cache Junction - Logan - Preston. Table No. 38 Ogden - Brigham - Malad. Table No. 39 Salt Lake - Idaho Falls - W. Yellowstone (Summer Season). Table No. 40 Salt Lake - Idaho Falls - Ashton - Victor.

Footnotes for Page 34

* Daily. (f) Stops only on signal. † Daily except Sunday. Nos. 35 and 36 between Pocatello and West Yellowstone, and Nos. 47 and 48 between Ashton and Victor, operate only during Yellowstone and Grand Teton Park summer season June 19 through September 7. Local freight with combination coach-baggage car.

For equipment, see pages 17 and 18.

Union Pacific Branch Lines

Omaha - North Platte - So. Torrington. Omaha - Columbus - Norfolk. Omaha - Columbus - Spalding. Omaha - Grand Island - Loup City. Omaha - Kearney - Stapleton. Omaha - Columbus - Albion. Omaha - Grand Island - Ord. Grand Island - Stromsburg - Lincoln. Lawrence - Leavenworth. Kansas City - Topeka - Marysville. St. Joseph - Marysville - Grand Island.

• Nos. 93 and 94 carry a Coach-Tourist Sleeping Car, three round trips each week, between Omaha, Gering and South Torrington; in Nos. 3 and 4 between Omaha and North Platte. See equipment in Table A, pages 6 and 7. * Daily. † Sunday only. ‡ Daily except Monday. † Daily except Sunday. ‡ Daily except Saturday and Sunday. Local freight with combination coach-baggage car. K Sundays, Wednesdays and Fridays only. H Mondays, Wednesdays and Fridays only. E Tuesdays, Thursdays, and Saturdays only. On days livestock is to be carried, train No. 82 runs about one-half hour later than schedule shown. Local freight with caboose; hand baggage only.

Union Pacific Branch Lines

Blackfoot — Aberdeen — Mackay. Table No. 56. Mountain Time. Mixed 409, 421, 410, 412.

Idaho Falls — Orvin — St. Anthony. Table No. 57. Mountain Time. Mixed 491.

Idaho Falls — Ucon — St. Anthony. Table No. 58. Mountain Time. Mixed 479.

Minidoka — Twin Falls — Buhl — Wells. Table No. 60. Mountain Time. Mixed 440-50, 574, 50-30, 18-34.

Footnotes for Page 36. * Daily. † Daily except Sunday. (f) Stops only on signal. (E) Monday Wednesday, and Friday.

Minidoka — Rupert — Bliss. Table No. 61. Mountain Time. Mixed 49-65, 466-50.

Burley — Declo. Table No. 62. Mountain Time. Mixed 388.

Nyssa — Homedale — Marsing. Table No. 64. Mountain Time. Mixed 479.

Boise — Nampa — Emmett — McCall. Table No. 67. Mountain Time. Mixed 11-485, 486-12.

Caldwell — Wilder. Table No. 68. Mountain Time. Mixed 479.

Shoshone — Ketchum — Sun Valley. Table No. 69. Mountain Time. Mixed 441, 442, 456.

Ontario — Vale and Brogan Vale — Crane and Burns. Table No. 70. Mountain Time. Mixed 493, 459, 460, 494.

Payette — Emmett. Table No. 71. Mountain Time. Mixed 483, 484.

Portland — La Grande — Joseph. Table No. 72. Pacific Time. Mixed 18-304, 305-17.

Weiser — New Meadows. Table No. 73. Mountain Time. Motor 557, 558.

Union Pacific Branch Lines

Portland and Spokane Short Line. Table No. 74. Pacific Time. Mixed 62-20, 20, 19, 19-61.

Pendleton — Wallula — Walla Walla. Table No. 75. Pacific Time. Mixed 62-65, 66-61.

Portland — Lewiston — Pullman — Moscow. Table No. 76. Pacific Time. Mixed 20-62, 62, 61, 61-19.

Spokane — Tekoa — Wallace. Table No. 79. Pacific Time. Mixed 67, 68.

Portland — Lewiston — Stites — Grangeville. Table No. 77. Pacific Time. Mixed 20-62, 62-74, 324-344.

Pendleton — Walla Walla — Dayton. Table No. 80. Pacific Time. Mixed 366, 365.

Portland — Wallula — Yakima. Table No. 78. Pacific Time. Motor Bus, 20-66-64, 63-19, 65-19, Motor Bus.

Pendleton — Walla Walla — Dayton. Table No. 80. Pacific Time. Mixed 366, 365.

Footnotes for Page 37. * Daily. † Daily except Sunday. (f) Stops only on signal. (E) Monday Wednesday, and Friday.

FOR FAST, NATION-WIDE TRANSPORTATION. Ship it Via RAILWAY EXPRESS! Specify this convenient way for complete, dependable, all-in-one-charge shipping.

Connecting Bus Service

Portland — Pendleton — Spokane

Table No. 84 (Pacific Time) bus schedule for Portland, Pendleton, and Spokane routes.

Spokane — Moscow — Lewiston

Table No. 85 (Pacific Time) bus schedule for Spokane, Moscow, and Lewiston routes.

Spokane — Grand Coulee Dam

Bus schedule for Spokane to Grand Coulee Dam via Okanogan Valley Bus Lines.

Fremont — Lincoln

Bus schedule for Fremont and Lincoln routes.

Columbus — Lincoln

Bus schedule for Columbus and Lincoln routes.

Grand Island — Hastings

Bus schedule for Grand Island and Hastings routes.

Las Vegas — Tonopah

Bus schedule for Las Vegas and Tonopah routes.

Footnotes for Page 38: (M) Via Capitol Stages, (A) Via Interstate Transit Lines, (C) Via Elkhorn Valley Stages, etc.

UNION PACIFIC TRAINS USE THESE STATIONS

- List of stations for Union Pacific trains: Boise, Butte, Cheyenne, Chicago, Denver, Kansas City, Los Angeles, Oakland, Portland, Riverside, San Bernardino, San Francisco, Salina, Santa Fe, Topeka, Yakima.

Connections at Omaha

Large bus schedule table for Omaha connections, including routes to Chicago, St. Paul, and other cities.

Connections at Kansas City

Large bus schedule table for Kansas City connections, including routes to Chicago, St. Louis, and other cities.

For explanation of reference marks, see page 40.

Connections at Denver

Table with columns for train numbers (19, 15, 17, 1, 2, 18, 16, 20) and destinations (Denver, Colorado Springs, Pueblo, Canon City, Leadville, etc.).

Connections at Spokane and Butte

Table with columns for train numbers (16, 18, 17, 15) and destinations (Spokane, Missoula, Butte, N.P., S.I.-C.P.R.).

Connections at Los Angeles

Table with columns for train numbers (78, 76, 74, 72, 70, 71, 73, 75, 77, 79) and destinations (Los Angeles, Fullerton, Anaheim, Orange, Santa Ana, etc.).

Connections at Seattle

Table with columns for train numbers (356, 358, 360, 359, 355, 357) and destinations (Seattle, Everett, Bellingham, New Westminster, Vancouver).

Footnotes for Pages 39 and 40. Includes information about frequent trips between Seattle and Bremerton, and connecting services between Rio Grande Trailways.

Table with columns for train numbers (27-7, 101-10, 141-14, 21-1, 2-22, 13-130, 16-28-1-102, 8-28) and destinations (Denver, Colorado Springs, Pueblo, Oklahoma City, Ft. Worth, Dallas).

Table with columns for train numbers (236-4, 3-235, 16, 34, 36, 18, 15, 17, 33, 35) and destinations (Butte, Helena, Great Falls, Fort Benton, Havre, Williston, Minot, The Milwaukee Road).

Table with columns for train numbers (3, 1, 2, 4) and destinations (Butte, Silver Bow, Durant, Anaconda, B.A. & P.).

Table with columns for train numbers (21, 22) and destinations (Portland, Astoria, Seaside, S.P. & S.).

Table with columns for train numbers (17, 1, 2, 18) and destinations (Salt Lake City, Sacramento, Stockton, San Francisco, Western Pacific).

Do You Know About Our Prepaid Ticket Order Plan? We have a plan whereby you may purchase, at your railroad station, an order for railroad service...

ROUND TRIP RAIL FARES

Large table of round trip rail fares. Columns include 'TO' (Aberdeen, Akron, Albany, etc.), 'FROM' (Los Angeles, San Diego, San Francisco, etc.), and various fare rates for different routes and classes.

From Minneapolis First Class fare 32 cents lower, Coach Class fare 25 cents lower. Applies one way via Omaha and one way via Northern Lines. Via Kansas City, Mo. Via Chicago, Ill. Applies to Los Angeles and San Diego. Fares to San Francisco slightly higher. Fare to Ogden slightly lower. Fare to Walla Walla slightly lower. To Spokane only. Applies only to Portland. Fares to Tacoma or Seattle slightly higher. From Minneapolis first class 15 cents higher, coach 5 cents higher.

PULLMAN SLEEPING CAR RATES

These rates are compiled from current Pullman Co. tariffs and published as a convenience for patrons. Effective December 6, 1949, and subject to change without notice.

Rates between Points of Service Shown below. Charges Shown Do Not Include Federal Tax.

See Page 43 for Rates for Upper Berths, Drawing Rooms, Compartments, Bedrooms, Roomettes, etc., Based on Applicable Lower Berth

Chicago		St. Paul Minneapolis		Co. Bluffs Omaha		St. Louis		Kansas City		Denver		Salt Lake City		Butte		Portland		Seattle Tacoma		Los Angeles		San Francisco		
Double Lower Standard Berth	Double Lower Standard Berth	Double Lower Standard Berth	Double Lower Standard Berth	Double Lower Standard Berth	Double Lower Standard Berth	Double Lower Standard Berth	Double Lower Standard Berth	Double Lower Standard Berth	Double Lower Standard Berth	Double Lower Standard Berth	Double Lower Standard Berth	Double Lower Standard Berth	Double Lower Standard Berth	Double Lower Standard Berth	Double Lower Standard Berth	Double Lower Standard Berth	Double Lower Standard Berth	Double Lower Standard Berth	Double Lower Standard Berth	Double Lower Standard Berth	Double Lower Standard Berth	Double Lower Standard Berth	Double Lower Standard Berth	
\$15.25	\$*15.50	\$12.00	\$15.25	\$12.60	\$ 9.25	Boise	Ida.	\$ 4.10	\$ 5.35	\$ 5.35	\$06.95	\$A10.95	\$*11.85	3.50	2.60	4.85	5.50	6.65	7.70	13.30	7.90	9.60	10.50	13.30
8.65	10.65	12.00	10.05	12.00	16.50	Boston	Mass.	19.65	25.15	25.15	25.15	25.75	25.75	3.80	2.90	5.30	6.10	7.20	8.35	14.40	8.55	10.90	11.40	14.40
12.85	*13.55	10.05	12.60	10.65	8.90	Butte	Mont.	4.80	7.50	7.50	P 7.50	11.15	11.15	4.10	3.10	5.75	6.60	7.80	9.00	15.60	9.25	11.55	12.30	15.60
15.50	\$14.45	12.25	15.25	13.10	8.90	Cedar City	Utah	5.50	*8.30	*12.15	*13.55	6.00	*10.10	4.45	3.40	6.20	7.10	8.45	9.80	16.90	10.00	12.85	13.35	16.90
9.25	8.65	5.70	9.25	7.20	Cheyenne	Wyo.	5.70	7.50	12.60	12.60	12.60	12.60	4.80	3.60	6.65	7.55	9.10	10.55	18.20	10.80	13.45	14.40	18.20
.....	3.50	4.10	3.50	4.10	9.25	Chicago	Ill.	12.60	12.85	18.25	18.25	18.25	18.25	5.05	4.10	7.15	8.05	9.60	11.10	19.20	11.35	14.15	15.15	19.20
9.25	8.65	5.70	8.65	5.70	Denver	Colo.	6.60	8.90	12.85	12.85	13.40	13.40	6.95	5.25	9.65	10.50	12.55	14.50	25.10	14.85	18.40	19.80	25.10
D12.60	D*13.55	D10.05	D12.60	D10.65	D 7.20	Idaho Falls	Ida.	3.50	3.50	7.50	R 8.90	9.50	10.40	7.20	5.45	10.05	11.00	13.20	15.30	26.40	15.65	19.60	20.85	26.40
4.10	5.05	3.50	3.50	5.70	Kansas City	Mo.	10.65	10.65	15.75	15.75	15.75	15.75	7.50	5.70	10.45	12.00	14.25	16.50	28.50	16.90	21.40	22.50	28.50
14.45	13.95	11.15	14.45	11.75	8.35	Ketchum (Sun Valley)	Ida.	3.80	4.45	6.60	M 8.35	10.65	10.65	8.10	6.10	11.25	12.80	15.40	17.80	30.80	18.25	22.50	24.30	30.80
16.05	15.75	13.40	16.05	14.20	10.40	Las Vegas	Nev.	4.80	8.65	*13.45	*14.85	3.80	G* 7.90	8.35	6.35	11.75	13.35	15.85	18.35	31.70	18.80	23.70	25.05	31.70
16.05	*16.90	13.40	*17.45	13.95	12.00	Lewiston	Ida.	7.75	3.80	3.80	*15.50	H*11.00	L 4.10	8.65	6.55	12.10	13.80	16.45	19.05	32.90	19.45	24.20	25.95	32.90
18.25	18.25	15.75	17.50	15.75	13.40	Los Angeles	Cal.	3.50	6.95	*12.15	*13.55	5.70	G* 9.80	15.25	15.00	12.50	14.30	16.90	19.60	33.80	20.05	25.40	26.70	33.80
15.25	15.00	12.25	15.25	12.85	8.90	Lund	Minn.	12.60	*13.55	*19.25	*19.25	18.25	18.25	3.50	7.00	12.95	14.75	17.60	20.35	35.20	20.80	26.05	27.75	35.20
3.50	3.50	5.05	Minneapolis	9.50	7.20	13.35	15.20	18.05	20.90	36.10	21.40	26.55	28.50	36.10
7.75	10.65	11.15	9.25	11.15	15.75	New York	N. Y.	18.85	19.10	25.15	25.15	25.15	25.15	9.80	7.45	13.70	15.70	18.60	21.55	37.20	22.05	27.75	29.40	37.20
12.60	12.60	10.05	12.60	10.65	6.60	Ogden	Utah	10.05	4.10	8.35	K10.05	7.75	7.75	10.05	7.65	14.15	16.10	19.10	22.10	38.20	22.60	28.30	30.15	38.20
4.10	3.50	4.10	3.50	5.70	Omaha-Council Bluffs	10.40	7.90	14.50	16.60	19.75	22.90	39.50	23.40	29.45	31.20	39.50
15.75	*16.90	13.40	15.25	13.95	12.00	Philadelphia	Pa.	18.25	18.50	24.30	24.30	24.30	24.30	7.20	8.10	14.85	17.00	20.25	23.45	40.50	23.95	29.95	31.95	40.50
7.20	10.05	10.65	8.65	10.65	15.25	Philadelphia	Pa.	18.25	18.50	24.30	24.30	24.30	24.30	10.95	8.30	15.30	17.45	20.80	24.10	41.60	24.65	30.50	32.85	41.60
12.60	*13.55	10.05	12.60	10.65	6.95	Pocatello	Ida.	3.50	3.50	7.20	8.65	8.90	10.40	11.15	8.55	15.65	17.90	21.20	24.55	42.40	25.10	31.65	33.45	42.40
18.25	*19.25	15.75	17.50	15.75	12.85	Portland	Ore.	8.65	7.50	3.50	L10.40	L 7.20	11.50	8.70	16.05	18.35	21.85	25.30	43.70	25.90	32.15	34.50	43.70
16.80	16.50	13.95	16.80	15.00	11.15	Reno	Nev.	5.70	9.25	L 3.50	L 3.50	12.25	9.35	17.15	19.60	23.30	26.95	46.60	27.55	34.30	36.75	46.60
18.25	18.25	15.75	17.50	15.75	12.60	Sacramento	Cal.	7.20	10.65	L 6.95	F 8.35	L 4.10	12.60	9.55	17.60	20.10	23.95	27.70	47.90	28.35	35.45	37.80	47.90
12.60	12.60	10.05	12.60	10.65	6.60	Salt Lake City	Utah	4.80	8.65	10.05	7.75	7.75	12.85	9.75	17.95	20.50	24.40	28.25	48.80	28.90	36.00	38.55	48.80
18.25	18.25	15.75	17.50	15.75	13.40	San Francisco	Cal.	7.75	11.15	L 7.20	C 8.65	L 4.10	13.10	10.00	18.35	21.00	24.90	28.80	49.80	29.50	37.15	39.30	49.80
18.25	*19.25	15.75	17.50	15.75	12.85	Seattle	Wash.	10.05	P 7.50	3.50	H11.75	H 8.65	13.40	10.20	18.75	21.35	25.45	29.50	50.90	30.15	37.65	40.20	50.90
13.95	13.95	10.65	13.95	11.15	7.75	Shoshone	Ida.	3.50	3.80	6.60	B 7.75	10.05	10.65	14.45	11.00	20.25	23.15	27.45	31.80	54.90	32.50	40.85	43.35	54.90
15.75	*16.90	13.40	15.25	13.95	12.00	Sioux City	La.	10.05	*13.55	15.75	15.75	H1.75	H 8.35	14.75	11.20	20.65	23.55	28.05	32.45	56.10	33.20	41.40	44.25	56.10
.....	Spokane	Wash.	8.65	P 4.10	4.10	P 4.10	A13.65	H10.65	15.00	11.40	20.95	23.90	28.50	33.00	57.00	33.75	41.85	45.00	57.00
3.50	5.05	4.10	3.50	8.65	St. Louis	Mo.	*12.60	*12.60	*17.50	*17.50	*17.50	*17.50	15.25	11.60	21.30	24.35	29.00	33.55	58.00	34.30	42.95	45.75	58.00
3.50	3.50	5.05	5.05	8.65	St. Paul	Minn.	12.60	*13.55	19.25	*19.25	18.25	18.25	15.50	11.80	21.75	24.75	29.45	34.10	58.90	34.90	43.45	46.50	58.90
14.45	13.95	11.15	14.45	11.75	8.35	Sun Valley (Ketchum)	Ida.	3.80	4.45	6.60	M 8.35	10.65	10.65	15.75	12.00	22.05	25.25	29.95	34.65	59.90	35.45	44.55	47.25	59.90
18.25	*19.25	15.75	17.50	15.75	12.85	Tacoma	Wash.	10.05	P 7.50	3.50	H11.15	H 8.35	16.05	12.20	22.40	25.65	30.50	35.30	61.00	36.10	45.00	48.15	61.00
12.60	*13.55	10.05	12.60	10.65	8.65	Victor	Ida.	3.50	3.50	8.90	8.90	10.40	*11.25	16.25	12.35	22.80	26.00	30.90	35.75	61.80	36.55	45.50	48.75	61.80
.....	Walla Walla	Wash.	7.20	* 9.20	3.50	* 7.00	13.65	H*10.70	16.50	12.60	23.15	26.45	31.35	36.30	62.70	37.15	46.55	49.50	62.70
7.20	10.05	10.65	7.75	10.05	14.45	Washington	D. C.	18.25	18.50	24.30	24.30	23.75	23.75	17.05	13.00	23.85	27.25	32.40	37.50	63.80	37.80	47.00	50.40	63.80
D12.60	*13.55	D10.05	D12.60	D10.65	D 8.65	West Yellowstone	Mont.	3.50	3.50	8.90	8.90	10.40	10.40	17.25	13.15	24.20	27.65	32.80	37.95	65.60	38.80	48.10	51.15	65.60

Lower Standard Berth Rate Between Las Vegas, Nevada and Cedar City, Utah, \$3.50

- (A) Via Salt Lake City and Pocatello. * Made combination of fares.
- (B) From Tacoma, lower standard berth, \$7.50.
- (C) Via Southern Pacific Company and Portland. From Tacoma lower standard berth, \$8.35.
- (D) Also applies via Ogden. Where through car is operated via Salt Lake City charge for side trip Ogden to Salt Lake City and return with privilege of occupying car at Salt Lake City during one-half day's stop-over is \$1.15. When change of cars is necessary and passengers transfer at Salt Lake City instead of Ogden there is no charge for the side trip.
- (E) Via Southern Pacific Company and Portland. From Tacoma, lower standard berth, \$11.15.
- (F) Via Southern Pacific Company and Portland. From Tacoma, lower standard berth, \$7.75.
- (G) Via Los Angeles. (H) Via Southern Pacific Company and Portland.
- (K) From Tacoma, lower standard berth, \$9.50.
- (L) Via Southern Pacific Company.
- (M) From Tacoma, lower standard berth, \$7.75.
- (N) From Tacoma, lower standard berth, \$4.10.
- (P) Via Direct Lines. (O) From Tacoma, lower standard berth \$6.60.
- (R) From Tacoma, lower standard berth \$8.65.
- (S) From Minneapolis, lower standard berth \$15.00.
- * Berth rates to and from Cheyenne, Denver and west apply via Omaha or via Kansas City.

Double Lower Standard Berth Rate to Los Angeles and Las Vegas from points shown, quoted via Pocatello, Idaho and Salt Lake City, Utah.

BETWEEN		
Ayer, Wash. and Los Angeles	\$13.65
Cheney, Wash. and Los Angeles	13.65
La Grande, Ore. and Los Angeles	12.60
Marengo, Wash. and Los Angeles	13.65
Umatilla, Ore. and Los Angeles	13.40
Walla Walla, Wash. and Los Angeles	13.65
BETWEEN		
Ayer, Wash. and Las Vegas, Nev.	\$11.50
La Grande, Ore. and Las Vegas, Nev.	9.80
Pendleton, Ore. and Las Vegas, Nev.	10.40
Shoshone, Ida. and Las Vegas, Nev.	7.20
Spokane, Wash. and Las Vegas, Nev.	12.25
Umatilla, Ore. and Las Vegas, Nev.	10.65
Walla Walla, Wash. and Las Vegas, Nev.	10.95

⊗ Rates effective and service available only during Park Summer Season.

Bedroom Rates: Bedrooms are available on most Union Pacific trains, including the Streamliner trains. See equipment pages 6 to 19 inclusive. Double bedrooms have upper and lower berths. Duplex-Single Bedrooms have only one berth. (See table on opposite page). When occupied by one person, only one rail ticket required.

Exclusive Space Occupancy by One Person: One and one-fourth railroad tickets must be purchased for exclusive use of drawing-room; one and one-tenth tickets for compartment. If Streamliner "City of Los Angeles" or "City of San Francisco" is used, one and one-tenth first class special service charge tickets are required for exclusive occupancy of a compartment, and one and one-fourth first class special service charge tickets for exclusive occupancy of a drawing-room. These tickets are in addition to the regular rail and Pullman tickets. Exception: Only one rail ticket is required for use of a compartment between Chicago, Ill., and Butte, Mont., or Pendleton, Ore., and points north and west thereof (also West Yellowstone, Mont., and Victor, Idaho).

PULLMAN SEAT FARES

Between Various Cities and to Western Park Gateways

(Charges Shown Do Not Include Federal Tax)

Salt Lake City — Lund	\$1.80
Lund — Las Vegas	2.60
Las Vegas — Los Angeles	1.35
Boise — Pocatello	1.70
Shoshone — Pocatello80
Shoshone — Salt Lake City	2.00
Portland — Tacoma	1.10
Portland — Seattle	1.45
Portland — Pendleton	1.70
Ogden — Salt Lake City80
Salt Lake City — Pocatello	1.30
Omaha — Grand Island	1.10
Omaha — North Platte	2.10
Omaha — Cheyenne	3.55
Denver — Cheyenne80
Denver — Laramie	1.15
Denver — North Platte	1.95
Denver — Sterling	1.00
Kansas City — Topeka80
Kansas City — Manhattan80
Kansas City — Salina</	