

TRAFFIC REPRESENTATIVES . . . UNION PACIFIC RAILROAD

ABERDEEN, WASH.—3 Union Passenger Station, K and River Sts.— Phone 1045  
 C. H. JACKA..... General Agent  
 ALHAMBRA, CALIF.—City Tkt. Office, 51 S. Garfield Av. — Phone Atlantic 18763  
 A. L. GETMAN..... (or Phone Cumberland 32624)..... Ticket Agent  
 ASTORIA, ORE.—438 Commercial St.— Phone 304  
 FLOYD C. FOSTER..... Traveling Freight and Passenger Agent  
 ATLANTA 3, GA.—1432 Healey Building— Phone Lamar 6861  
 P. S. SMITH..... General Agent  
 BEND, ORE.—1054 Bond St.— Phone 63  
 H. D. ATHON..... General Agent  
 BIRMINGHAM 3, ALA.—701 Brown-Marx Building— Phone 7-1837  
 J. E. PILON..... District Freight and Passenger Agent  
 BOISE, IDAHO—City Ticket Office, Idaho Bldg., 212 No. 8th St.— Phone 414  
 KAY L. JOHNSON..... General Agent  
 BOSTON 8, MASS.—208 Old South Bldg., 294 Washington St.—  
 M. W. COONERTY..... (Phone Hubbard 2-6380)..... General Agent  
 BREMERTON, WASH.—Consolidated Ticket Office, 228 First St.— Phone 722  
 S. S. HARVEY..... Ticket Agent  
 BUTTE, MONT.—609 Metals Bank Bldg., 8 West Park Street— Phone 22389  
 J. D. FORD..... General Agent  
 Consolidated Ticket Office—2 North Main Street— Phone 3275  
 D. E. WILDER..... Ticket Agent  
 CHEYENNE, WYO.—City Ticket Office, 120 W. 16th St.— Phone 4421  
 C. E. ASTLER..... General Agent  
 CHICAGO 3, ILL.—11 South LaSalle Street at Madison— Phone Randolph 6-0141  
 D. H. VOLTZ..... Traffic Manager  
 C. A. POLLOCK..... General Freight Agent  
 M. R. BRYAN..... General Agent, Freight Department  
 City Ticket Office, 1 South LaSalle Street—  
 JOHN C. POLLOCK..... (Phone Randolph 6-0141)..... General Passenger Agent  
 CINCINNATI 2, OHIO—303 Dixie Term. Bldg., 4th & Walnut Sts.—Phone Main 0144  
 F. B. SWOPE..... General Agent  
 CLEVELAND 13, OHIO—1407 Terminal Tower, 50 Public Square—  
 G. A. BROWN..... (Phone Main 1-3070)..... General Agent  
 COUNCIL BLUFFS, IA.—Union Pacific Transfer Depot— Phone 6134  
 W. M. CALHOUN..... Freight and Passenger Agent  
 DALLAS 1, TEXAS—2108 Mercantile Bank Bldg.— Phone Riverstide 1778  
 CARROLL M. BROWN..... General Agent  
 DENVER 2, COLO.—City Ticket Office, 535 17th Street— Phone Keystone 4141  
 P. F. ECHELE..... Traffic Manager  
 M. A. LIGHT..... General Freight Agent  
 K. N. MIDDLEKAUFF..... General Agent, Passenger Department  
 DES MOINES 9, IOWA—407 Equitable Bldg., 6th & Locust Sts.— Phone 3-0683  
 EUGENE R. FIELD..... General Agent  
 DETROIT 26, MICH.—612 Book Building, 1249 Washington Boulevard—  
 C. J. STEGEMAN (Phone Woodward 1-7794)..... Traffic Manager  
 EAST LOS ANGELES, CALIF.—5454 Ferguson Drive— Phone Angelus 6509  
 J. J. WALKER..... Ticket Agent  
 EUGENE, ORE.—201 Ardel Offices, 33 East 10th Ave.— Phone 4440  
 ALAN B. TAYLOR..... General Agent  
 FRESNO 1, CALIF.—207 Rowell Bldg., Tulare St. and Van Ness Ave.—Phone 4-6571  
 H. G. PELLETIER..... General Agent  
 GERING, NEBR.—Union Pacific Station— Phone 35  
 F. M. PURNELL..... General Agent  
 GLENDALE 3, CALIF.—City Ticket Office, 404½ North Brand Boulevard—  
 W. A. SHOOK (Phone Citrus 1-2174 or Chapman 5-1370)..... General Agent  
 HOLLYWOOD 28, CALIF.—City Ticket Office, 6702 Hollywood Blvd.—  
 V. J. SCHMITTROTH (Ph. Hillside 0221) Gen'l Agt., Passenger Department  
 HUNTINGTON PARK, CALIF.—City Ticket Office, 7002 Pacific Blvd.—  
 R. H. LUND..... (Phone Kimball 9231)..... Passenger Agent  
 KANSAS CITY 6, MO.—200 Waldheim Bldg., 6 East Eleventh St.— Ph. Victor 6530  
 D. R. ALEXANDER..... General Freight and Passenger Agent  
 L. G. STAHL..... General Agent, Freight Department  
 City Ticket Office—2 East Eleventh Street—  
 E. E. SWANSON (Phone Victor 6530)..... General Agent, Passenger Department  
 LAS VEGAS, NEV.—Union Pacific Station— Phone 1120  
 R. A. BLONDE..... Special Representative  
 LEWISTON, IDAHO—Room 7, Union Depot— Phone 1163  
 H. J. BERGER..... General Agent  
 LINCOLN 8, NEBR.—City Ticket Office, 130 So. 13th St.— Phone 2-6517  
 A. H. GENGE..... General Agent  
 LONG BEACH 2, CALIF.—City Ticket Office, 144 Pine Avenue— Phone 7-2931  
 H. J. DeLACY..... General Agent  
 LONGVIEW, WASH.—  
 GUY L. ANDERSON, Freight Station, Phone 818..... General Agent  
 C. F. HEATH, Ticket Office, 1225 Broadway, Phone 815..... Ticket Agent  
 LOS ANGELES 14, CALIF.—Union Pacific Bldg., 422 W. 6th Street—  
 W. T. PRICE (Phone Trinity 9211)..... Traffic Manager  
 GAYLORD F. ALLEN..... Assistant Traffic Manager  
 C. H. SALTMARSH..... General Passenger Agent  
 E. C. RASMUSSEN..... General Freight Agent  
 Union Pacific Building—608 So. Olive Street— Phone Trinity 9211  
 C. F. HALLSMAN..... General Agent, Passenger Department  
 W. F. NASH—610 So. Olive Street..... General Agent, Freight Department  
 MEMPHIS 3, TENN.—1137 Sterick Bldg.—8 North Third St.— Phone 5-6220  
 G. E. ROTHROCK..... General Agent  
 MILWAUKEE 3, WIS.—814 Warner Bldg., 212 W. Wisconsin Ave.—  
 K. T. MINDEMANN..... (Phone Marquette 8-7835)..... General Agent  
 MINNEAPOLIS 2, MINN.—890 Northwestern Bank Bldg., 620 Marquette Ave.—  
 EMIL W. MAU (Phone Main 2451)..... General Agent  
 NEW ORLEANS 12, LA.—504 Canal Bldg., 210 Baronne Street—  
 D. V. RICKSON..... (Phone Canal 2274)..... General Agent

NEW YORK 20, N.Y.—626 Fifth Ave., Suite 350, Rockefeller Center—  
 H. L. LAUBY..... (Phone Circle 6-4900)..... Eastern Traffic Manager  
 RHEES YERGER..... (Phone Circle 6-4900) General Agent, Pas'ger Department  
 H. C. YERGER..... (Phone Circle 6-4908) General Agent, Freight Department  
 OAKLAND 12, CALIF.—215 Central Bank Bldg., 436 14th St. Phone Glencourt 1-8576  
 L. M. LAYNE..... General Agent  
 OGDEN, UTAH—City Ticket Office, Ben Lomond Hotel Bldg.— Phone 5533  
 J. F. BAKER..... General Agent  
 OMAHA 2, NEBR.—City Ticket Office—Corner 15th & Dodge Streets—  
 WALTER CONREY (Phone Jackson 5822) Gen'l Agent, Passenger Department  
 R. A. FORAL..... General Agent, Freight Department  
 City Ticket Office—1614 Farnam Street— Phone Jackson 5822  
 W. W. NEILL..... Ticket Agent  
 PASADENA 1, CALIF.—Un. Pac. Station, 205 W. Colorado St.—Ph. Sycamore 2-4107  
 L. A. WIRGLER..... General Agent  
 PHILADELPHIA 2, PA.—904 Girard Trust Bldg., Broad St. & So. Penn Sq.—  
 MORTON MANN (Phone Rittenhouse 6-2176)..... General Agent  
 PITTSBURGH 22, PA.—1419 Oliver Bldg., Smithfield Street and Sixth Avenue—  
 SAM REINHARDT (Phone Atlantic 1-0260)..... General Agent  
 POCATELLO, IDAHO—Union Pacific Passenger Station— Phone 263  
 R. A. ANDERSON..... General Agent  
 POMONA, CALIF.—Union Pacific Passenger Station— Phone Lycoming 2-3561  
 E. C. MALLON..... Passenger and Freight Traffic Agent  
 PORTLAND 5, ORE.—751 Pittock Block— Phone Broadway 7771  
 C. W. EVERS..... Traffic Manager  
 J. C. CUMMING..... General Passenger Agent  
 T. J. DOWD..... General Freight Agent  
 DON SUTHERLAND..... General Agent, Freight Department  
 City Ticket Office—701 S. W. Washington Street— Phone Broadway 7771  
 N. B. FALLAS..... General Agent, Passenger Department  
 RENO, NEV.—209 American Building, 131 West 2nd St.— Phone 4881  
 J. D. MALEFYT..... General Agent  
 RIVERSIDE, CALIF.—Union Pacific Pass. Station, 7th & Vine Sts.— Phone 628  
 J. L. BRECHIN..... General Agent  
 ST. JOSEPH 2, MO.—City Ticket Office, 516 Francis Street— Phone 2-5485  
 F. F. ROBINSON..... General Freight and Passenger Agent  
 ST. LOUIS 1, MO.—1223 Ambassador Bldg., 411 North 7th St.—Phone Chestnut 7752  
 T. W. GURSKY..... General Agent  
 SACRAMENTO 14, CALIF.—217 Forum Bldg., 1107 Ninth St.— Phone 2-1025  
 F. A. FOX..... General Agent  
 SALINA, KANS.—Third and Ash Streets— Phone 297  
 J. M. BROWN..... General Agent  
 SALT LAKE CITY 1, UTAH—Union Pacific Bldg., 10 So. Main St.— Phone 3-1544  
 J. W. PADDEN..... Traffic Manager  
 A. G. BLOOM..... General Passenger Agent  
 City Ticket Office—Hotel Utah, Main and So. Temple Streets— Phone 3-1544  
 W. J. THOMAS..... General Agent, Passenger Department  
 F. L. MORGAN..... General Agent, Freight Department  
 SAN DIEGO 1, CALIF.—City Ticket Office, 320 Broadway—Phone Franklin 7241  
 H. G. LARIMER..... General Agent  
 SAN FRANCISCO 2, CALIF.—291 Geary Street— Phone Garfield 1-8030  
 H. A. LAWRENCE..... Traffic Manager  
 B. P. COSTELLO..... General Agent, Freight Department  
 City Ticket Office—Geary at Powell Street— Phone Garfield 1-8030  
 H. W. HICKS..... General Passenger Agent  
 SAN JOSE 7, CALIF.—206 1st Nat. Bk Bldg., Santa Clara & 1st Sts.—Ph. Cypress 2-3878  
 E. A. COONS..... General Agent  
 SAN PEDRO, CALIF.—City Ticket Office, 805 So. Pacific Avenue—  
 J. V. CONNETT..... (Phone Terminal 2-7531)..... General Agent  
 SANTA ANA, CALIF.—City Ticket Office, 305 North Main Street—  
 WALTER DITTMER..... (Phone Kimberly 23979)..... General Agent  
 SANTA MONICA, CALIF.—City Ticket Off., 307 Santa Monica Blvd.—Phone 61213  
 W. A. CHENEY..... General Agent  
 SEATTLE 4, WASH.—204 Union Sta., 4th Ave. & Jackson St.— Phone Elliott 6933  
 H. M. WEST..... Assistant Traffic Manager  
 P. A. AULENBACHER..... General Agent, Freight Department  
 City Ticket Office—1300 Fourth Avenue at University, Seattle 1—  
 A. L. IVES (Phone Elliott 6933)..... General Agent, Passenger Department  
 SIOUX CITY 9, IOWA—405 Commerce Bldg., 520 Neb. St.— Phone 5-3323  
 J. F. TURRENTINE..... General Agent, Freight Department  
 SPOKANE 8, WASH.—City Ticket Office—727 Sprague Ave., Corner Post St.—  
 J. R. LIVSEY..... (Phone Main 4121)..... General Agent  
 STOCKTON 6, CALIF.—207 California Bldg., 11 So. San Joaquin St.— Phone 2-8981  
 V. J. CHRISTENSEN..... District Freight and Passenger Agent  
 SUN VALLEY, IDAHO—  
 R. E. BERNER..... Transportation Agent  
 TACOMA 2, WASH.—City Ticket Office, 114 So. Ninth St.— Phone Broadway 2275  
 F. G. ROTHWELL..... General Agent  
 TORONTO, ONT.—201-2 Canadian Pacific Bldg., 69 Yonge St.— Phone Elgin 7239  
 W. W. CREIGHTON..... General Agent  
 TULSA 3, OKLA.—823 Kennedy Bldg., 321 South Boston St.— Phone 2-6559  
 L. B. BRADLEY..... General Agent  
 WALLA WALLA, WASH.—1st Natl. Bank Bldg., 2nd & Alder Sts.— Phone 30  
 J. H. CUNNINGHAM..... General Agent  
 WASHINGTON 5, D. C.—600 Shoreham Bldg., 15th and H Sts., N. W.—  
 R. T. PAYNE..... (Phone Republic 0600)..... General Agent  
 WINTON-SALEM 3, N. C.—632 Reynolds Bldg., 4th and Main Sts.—Phone 2-4881  
 D. R. WALKER..... Traveling Freight and Passenger Agent  
 YAKIMA, WASH.—Union Pacific Building, 104 W. Yakima Ave.— Phone 4181  
 V. E. BUCHANAN..... General Agent


C. J. COLLINS  
 General Passenger Traffic Manager  
 OMAHA 2, NEBR.

W. T. BURNS, Vice-President—Traffic  
 OMAHA 2, NEBRASKA

J. R. MacANALLY  
 General Freight Traffic Manager  
 OMAHA 2, NEBR.

# UNION PACIFIC RAILROAD

## TIME TABLES



# UNION PACIFIC RAILROAD

## TIME TABLES



TABLE OF CONTENTS

Section Page
Index to Union Pacific Stations... 3 to 5
Equipment of Through Trains... 6 to 19
Condensed Train Schedules... 6 to 19
Complete Train Schedules... 20 to 37
Map of Union Pacific and Connecting Lines... 22 and 23
Connecting Rail Lines Service... 28, 39 and 40

INFORMATION

Miles shown on mile posts read westward from Council Bluffs, Iowa. Miles shown herein are from Omaha, Nebraska. (Variance approximately 3 miles.)

Time from midnight to noon inclusive, is indicated by light face type; from noon to midnight inclusive, by dark face type.

Any person who, because of mental, physical or other disability, is incapable of properly caring for himself or herself, will be received as a passenger ONLY when accompanied by a competent attendant.

Air-conditioned cars and individual seat coaches have been assigned to regular sections of most trains. Every effort is made to maintain this service, but operation of non-air-conditioned cars and non-individual seat coaches may be necessary on occasions due to emergencies.

On trains that carry chair car porters, there is no charge for the services of the porter. He will, however, collect a nominal charge for pillows.

Children under 5 years of age ride free, when accompanied by parent or guardian; 5 years of age and under 12, pay one-half fare; 12 years of age and over, pay full fare.

Should any question or difference of understanding arise with agents or conductors as to proper fare or ticket privileges, please pay fare requested, take receipt, and communicate with General Passenger Traffic Manager, Omaha 2, Nebr.

Tickets unused or partly used, will be redeemed under tariff regulations at proper value. Consult any Union Pacific office or write to Gen'l Passenger Traffic Mgr., Omaha 2, Nebr.

Stopovers are permitted at all points within final limit of tickets by notifying conductor.

Many attractive side trips and optional routes are available. Ask your local Agent or any Union Pacific representative for details.

Tickets reading via Union Pacific Railroad will be honored by Overland Greyhound Bus Lines between any two points between which those two companies jointly operate.

You are requested to purchase your tickets before boarding the train.

At Chicago the Parmelee coupon on a through railroad ticket entitles the holder, without additional charge, to have himself and hand luggage transferred in a Parmelee car from his incoming to his outgoing station or to a downtown destin-

Section Page
Connecting Bus Lines Service... 38
Address of Principal Union Pacific Stations... 38
Railroad Fares... 41
Pullman Sleeping Car Charges... 42 and 43
Special Service Charges... 43
Union Pacific Representatives... Back Cover

ation. Or, when there is at least a 3-hour interval between arrival of train in Chicago and scheduled departure time from outgoing station, Parmelee will transfer such luggage to the passenger's outgoing station where it can be claimed at the parcel check room. The only cost is the usual parcel checking fee, 15 cents for each bag or parcel.

It is desirable to mark or tag each piece of baggage (for easy identification) with your name and address and, in addition, place your name and permanent address inside each piece, whether it is checked or carried with you on the train. Ask Ticket or Baggage Agent for free address labels.

For the convenience and comfort of themselves and others, passengers are requested to check their hand baggage whenever possible, except that actually needed for personal use enroute. No responsibility is assumed for unchecked articles left in stations, on platforms or in cars.

Checkable baggage consists of wearing apparel, toilet articles and such personal effects as the passenger may need for use on the trip.

Money, jewelry, negotiable papers, liquids, fragile or perishable articles, radios, typewriters, dishes and household goods must not be included in checked baggage.

One hundred and fifty (150) pounds of baggage, not exceeding one hundred dollars (\$100.00) in value, may be checked free on each adult ticket, and one-half those amounts in connection with half-fare tickets.

Passengers have the privilege of declaring additional value on checked baggage, not to exceed \$2500.00, upon payment of a nominal charge. Consult Baggage Agent.

Dogs or other small household pets will be transported in baggage cars, subject to tariff regulations, or they may be taken into room accommodations when in suitable containers and subject to Pullman Company regulations. Ask your Agent for full details.

No single piece of baggage, exceeding 300 pounds in weight, 72 inches in greatest dimension, or single shipments in excess of \$2500.00 in value, will be checked.

In case of lost articles, communicate with Manager, Mail, Baggage & Express Traffic, Omaha 2, Nebr.

Union Pacific Railroad is not responsible for errors in time tables, loss of time, inconvenience or damage resulting from delayed trains, or failure to make connections. Schedules, consists and designations of trains shown in this folder are subject to change without notice.

INDEX TO UNION PACIFIC STATIONS

Each Time Table is numbered. The numbers opposite the Stations are the numbers of the time tables in which the stations are shown.

Stations marked ■ are located on Divisions indicated by table numbers, but are not shown in folder tables.

Table with 12 columns: Table No., Station Name, Table No., Station Name, Table No., Station Name, Table No., Station Name, Table No., Station Name, Table No., Station Name. Lists stations across various states including Idaho, Kansas, Nebraska, Colorado, Utah, and Wyoming.

Table of station locations and numbers, organized by state and region. Includes entries for Colorado, Nebraska, Kansas, Oklahoma, and Idaho.

Stations marked ■ are located on Divisions indicated by table numbers, but are not shown in folder tables.

Continuation of station locations and numbers from page 4, including entries for Wyoming, Utah, Arizona, Nevada, and California.

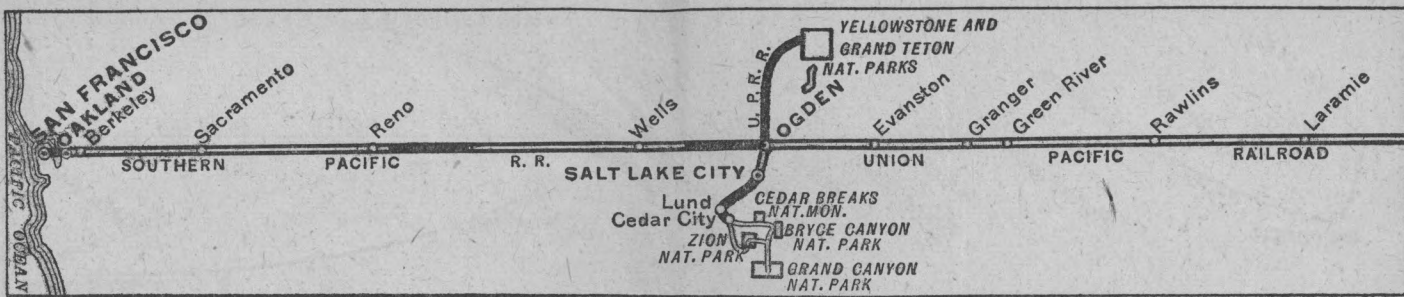
ADVANTAGES OF COAST-TO-COAST SLEEPING CAR SERVICE

- The schedules shown in Tables A and B on pages 6 to 9 of this folder provide a convenient service for the coast-to-coast traveler, at No Extra Fare.
• This service eliminates the necessity of changing trains or transferring from one station to another in Chicago.
• It gives the traveler a choice of two fine routes between the Atlantic Coast and Chicago, and the service of the famous Overland Route between Chicago and California.

For Dependable Transportation—Be Specific, Say "UNION PACIFIC"

Stations marked ■ are located on Divisions indicated by table numbers, but are not shown in folder tables.





**NEW YORK, CHICAGO and ST. LOUIS to SAN FRANCISCO via Omaha**

Table B Condensed Schedules All Trains Daily		Streamliner City of San Francisco 101 Daily Example	San Francisco Overland 27 Daily Example	Gold Coast 23 Daily Example
Lv New York (E.S.T.) N.Y.C.			11.01 SAT	
Ar Chicago (C.S.T.)			3.00 SUN	
Lv New York (E.S.T.) Penn.R.R.			11.40 SAT	
Lv N. Phila., Pa. (E.S.T.)			1.09 SUN	
Ar Chicago (C.S.T.)			3.40 SUN	
<b>C. &amp; N. W.</b>				
Lv Chicago (C.S.T.)	7.00 SUN	8.00 SUN	10.00 SUN	
Lv Clinton	9.14 "	10.25 "	1.05 MON	
Lv Cedar Rapids	10.25 SUN	11.46 SUN	2.38 "	
Ar Council Bluffs		5.10 MON	8.30 "	
Ar Omaha	2.45 MON	5.30 MON	9.00 MON	
<b>C. &amp; N. W.</b>				
Lv Minneapolis		203-10-203	201-2-201	
Lv St. Paul		9.30 SUN	9.15 SUN	
Lv Sioux City		10.10 "	9.55 SUN	
Ar Omaha		6.05 "	5.00 MON	
		8.35 SUN	7.45 MON	
Lv St. Louis (Wab.)			7.15 SUN	
Ar Omaha			7.45 MON	
<b>Union Pacific</b>				
Lv Omaha (C.S.T.)	2.55 MON	5.45 MON	9.30 MON	
Ar Fremont			10.16 "	
Ar Columbus			11.08 "	
Ar Grand Island	4.55 "	8.25 "	12.25 "	
Ar Kearney			1.07 "	
Ar North Platte (C.S.T.)	6.40 "	10.40 "	2.50 "	
Ar North Platte (M.S.T.)	5.45 "	9.50 "	2.00 "	
Ar Sidney	7.28 "	12.10 "	4.20 "	
Ar Cheyenne	9.10 "	2.20 "	6.25 "	
Lv Cheyenne	9.20 "	2.30 "	6.35 "	
Ar Laramie	10.40 "	4.00 "	8.05 "	
Ar Rawlins	12.30 "	6.15 "	10.50 MON	
Ar Rock Springs			1.25 TUE	
Ar Green River	2.40 "	9.00 "	1.50 "	
Lv Green River	2.50 "	9.10 "	2.10 "	
Ar Evanston	4.30 "	11.17 MON	4.22 "	
Ar Ogden (M.S.T.)	6.05 MON	1.03 TUE	6.15 TUE	
Lv Salt Lake City (M.S.T.)		11.30 MON	5.30 TUE	
<b>Southern Pacific</b>				
Lv Ogden (M.S.T.)	6.22 MON	1.18 TUE	8.00 TUE	
Ar Reno (P.S.T.)	2.22 TUE	11.11 "	10.40 "	
Ar Truckee		12.07 "	11.45 TUE	
Ar Sacramento	6.50 "	4.05 "	4.15 WED	
Lv Sacramento	6.55 "	4.10 "	4.35 "	
Ar Berkeley	8.25 "	5.55 "	6.38 "	
Ar Oakland (16th St.)	8.37 "	6.07 "	6.47 "	
Ar Oakland Pier	8.45 "	6.15 "	6.55 "	
Ar San Francisco (P.S.T.)	9.15 TUE	6.55 TUE	7.35 WED	

**Equipment for Page 8**

★ **NO. 101—Streamliner CITY OF SAN FRANCISCO—Daily—Extra Fare**

Cars from Chicago run via C. & N. W. to Omaha; U. P. to Ogden; S. P. to San Francisco.  
 Club Car @..... Chicago to San Francisco (Radio).  
 Standard Sleeping Cars.... Chicago to San Francisco—Drawing-rooms, Compts., Double Bedrooms, Duplex Single Bedrooms, Roomettes, Sections.  
 Reclining Seat Coaches.... Chicago to San Francisco—(all seats reserved).  
 Cafe Lounge Car..... Chicago to San Francisco—Moderately priced meals and lounge for coach passengers.  
 Main Dining Car..... A la carte and club or table d'hote service.  
 The Duplex Single Bedroom cars do not operate every trip. Consult Ticket Agent for particulars.

★ **NO. 27—SAN FRANCISCO OVERLAND—DAILY**

Pullmans and reserved seat coaches, no extra fare, Chicago to San Francisco.  
 Cars from Chicago run via C. & N. W. to Omaha; U. P. to Ogden; S. P. to San Francisco.

Club Lounge Car @..... Chicago to San Francisco (Radio).  
 Standard Sleeping Cars.... New York to San Francisco—10 Roomettes, 6 Double Bedrooms (P.R.R. No. 55 to Chicago).  
 New York to San Francisco—10 Roomettes, 5 Double Bedrooms (N.Y.C. No. 59 to Chicago).  
 Chicago to San Francisco—2 Drawing-rooms, 4 Compartments, 4 Double Bedrooms.  
 Chicago to San Francisco—6 Sections, 6 Roomettes, 4 Double Bedrooms.  
 Salt Lake City to San Francisco—10 Sections, D. R., Compts. (No. 33 to Ogden).  
 Reclining Seat Coaches.... Chicago to San Francisco (2 cars—all seats reserved).  
 Cafe Lounge Car..... Chicago to San Francisco—Moderately priced meals and lounge for Coach Passengers.  
 Dining Car..... A la carte and club or table d'hote service.

★ **NO. 23—GOLD COAST—DAILY**

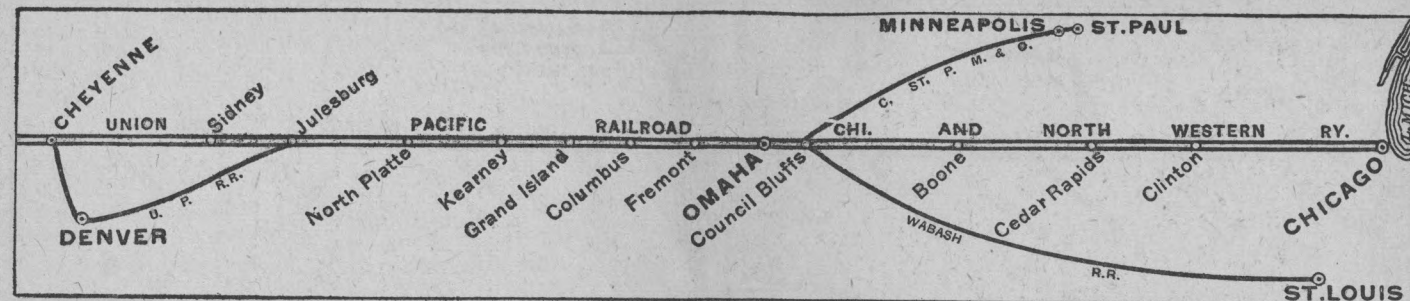
Cars from Chicago run via C. & N. W. to Omaha; U. P. to Ogden; S. P. to San Francisco.  
 Club Lounge Car @..... Chicago to San Francisco.  
 Standard Sleeping Cars.... Chicago to San Francisco—12 Sections, D.R. (3 cars).  
 Ogden to San Francisco—10 Sec., 1 D. R., 2 Compts.  
 Ogden to San Francisco—12 Sections, Drawing-room (No. 37 from Denver).  
 Reclining Seat Coaches.... Chicago to San Francisco.  
 Dining Car..... A la carte and club or table d'hote service.

**Footnotes for Page 8**

Passengers Use Ferry Steamer between Oakland Pier and San Francisco.

- ⊗ Club lounge cars are for the exclusive use of standard sleeping car passengers. The City of San Francisco and San Francisco Overland have lounge cars for coach passengers.
- ⊠ Conditional stop; see table 1.
- Extra fare train; limited handling of baggage, consult agent. See tables 1 and 2.
- (f) Stops only on signal.

- ★ Regularly assigned through cars air-conditioned.
- (E.S.T.) Eastern standard time. (C.S.T.) Central standard time.
- (M.S.T.) Mountain standard time. (P.S.T.) Pacific standard time.
- Time from 12:01 midnight to 12:00 noon shown in light face type.
- Time from 12.01 noon to 12.00 midnight shown in heavy face type.



**SAN FRANCISCO to CHICAGO, ST. LOUIS, and NEW YORK via Omaha**

Table B Condensed Schedules All Trains Daily		Streamliner City of San Francisco 102 Daily Example	San Francisco Overland 28 Daily Example	Gold Coast 24 Daily Example
<b>Southern Pacific</b>				
Lv San Francisco (P.S.T.)	5.00 SUN	11.00 SUN	6.00 SUN	
Ar Oakland Pier	5.25 "	11.30 "	6.30 "	
Ar Oakland (16th St.)	5.32 "	11.38 "	6.38 "	
Ar Berkeley	5.40 "	11.47 "	6.47 "	
Ar Sacramento	7.15 "	1.35 "	8.55 "	
Lv Sacramento	7.28 "	1.40 "	9.15 SUN	
Ar Truckee		5.40 "	f 1.35 MON	
Ar Reno (P.S.T.)	11.52 SUN	6.40 SUN	2.55 "	
Ar Ogden (M.S.T.)	9.40 MON	6.25 MON	6.30 MON	
<b>Union Pacific</b>				
Ar Salt Lake City (M.S.T.)		7.45 MON	10.25 MON	
Lv Ogden (M.S.T.)	9.55 MON	6.45 MON	7.15 MON	
Ar Evanston	11.23 "	8.32 "	9.30 "	
Lv Green River	1.05 "	10.30 "	11.50 MON	
Ar Green River	1.10 "	10.40 "	12.15 TUE	
Ar Rock Springs			12.40 "	
Ar Rawlins			1.20 "	
Ar Laramie	3.25 "	1.20 "	3.25 "	
Ar Cheyenne	5.20 "	3.40 "	6.35 "	
Lv Cheyenne	6.30 "	5.00 "	8.15 "	
Ar Sidney	6.40 "	5.15 "	8.30 "	
Ar North Platte (M.S.T.)	8.02 "	7.00 "	10.20 "	
Lv North Platte (C.S.T.)	9.43 "	8.50 "	12.30 "	
Ar Kearney	10.45 MON	10.00 "	1.40 "	
Ar Grand Island			3.40 "	
Ar Columbus	12.40 TUE	12.15 TUE	4.45 "	
Ar Fremont			5.52 "	
Ar Omaha	2.50 TUE	3.10 TUE	6.48 "	
			7.50 TUE	
<b>C. &amp; N. W.</b>				
Lv Omaha	3.00 TUE	3.40 TUE	8.30 TUE	
Lv Council Bluffs		3.55 "	8.45 TUE	
Ar Cedar Rapids	7.05 "	8.38 "	2.35 WED	
Ar Clinton	8.20 "	10.05 "	4.35 "	
Ar Chicago (C.S.T.)	10.45 TUE	1.00 TUE	8.15 WED	
Lv Omaha (Wab.)				
Ar St. Louis				
<b>C. &amp; N. W.</b>				
Lv Omaha		(204-9-204)	(202-1-202)	
Ar Sioux City		9.00 TUE	10.25 TUE	
Ar St. Paul		12.01 "	1.05 WED	
Ar Minneapolis (C.S.T.)		7.40 "	7.45 "	
		8.15 TUE	8.20 WED	
Lv Chicago (C.S.T.) N.Y.C.		6.15 TUE		
Ar New York (E.S.T.)		11.59 WED		
Lv Chicago (C.S.T.) Penn.R.R.		4.30 TUE		
Ar N. Phila., Pa. (E.S.T.)		9.15 WED		
Ar New York (E.S.T.)		10.45 WED		

**Equipment for Page 9**

★ **NO. 102—Streamliner CITY OF SAN FRANCISCO—Daily—Extra Fare**

Runs via S. P. to Ogden, and via C. & N. W. east of Omaha.  
 Club Car @..... San Francisco to Chicago—(Radio).  
 Standard Sleeping Cars.... San Francisco to Chicago—Drawing rooms, Compts., Double Bedrooms, Duplex Single Bedrooms, Roomettes, Sections.  
 Reclining Seat Coaches.... San Francisco to Chicago—(all seats reserved).  
 Cafe Lounge Car..... San Francisco to Chicago—Moderately priced meals and lounge for coach passengers.  
 Main Dining Car..... A la carte and club or table d'hote service.  
 The Duplex Single Bedroom cars do not operate every trip. Consult Ticket Agent for particulars.

★ **NO. 28—SAN FRANCISCO OVERLAND—DAILY**

Pullman and reserved seat coaches, no extra fare, San Francisco to Chicago.  
 Runs via S. P. to Ogden, and via C. & N. W. east of Omaha.

Club Lounge Car @..... San Francisco to Chicago (Radio).  
 Standard Sleeping Cars.... San Francisco to New York—10 Roomettes, 6 Double Bedrooms (P.R.R. No. 70 east of Chicago).  
 San Francisco to New York—10 Roomettes, 5 Double Bedrooms (N.Y.C. No. 22 east of Chicago).  
 San Francisco to Chicago—2 Drawing-rooms, 4 Compartments, 4 Double Bedrooms.  
 San Francisco to Chicago—6 Sections, 6 Roomettes, 4 Double Bedrooms.  
 San Francisco to St. Louis—6 Sections, 6 Roomettes, 4 Double Bedrooms (U.P.-Wab. 10 east of Cheyenne).  
 San Francisco to Salt Lake City—10 Sections, D. R., Compts. (No. 37 south of Ogden).  
 West Yellowstone to Chicago—10 Sections, D. R., Compts. (Nos. 36-12 to Green River—Summer Season only).  
 Reclining Seat Coaches.... San Francisco to Chicago (2 cars—all seats reserved).  
 Cafe Lounge Car..... San Francisco to Chicago—Moderately priced meals and lounge for coach passengers.  
 Dining Car..... A la carte and club or table d'hote service.

★ **NO. 24—GOLD COAST—DAILY**

Runs via S. P. to Ogden, and via C. & N. W. east of Omaha.  
 Club Lounge Car @..... San Francisco to Chicago.  
 Standard Sleeping Cars.... San Francisco to Chicago—12 Sections, D.R. (3 cars).  
 San Francisco to Ogden—10 Sec., 1 D. R., 2 Compts.  
 San Francisco to Ogden—12 Sections, Drawing-room (No. 38 to Denver).  
 Reclining Seat Coaches.... San Francisco to Chicago.  
 Dining Car..... A la carte and club or table d'hote service.

**Footnotes for Page 9**

Passengers Use Ferry Steamer between San Francisco and Oakland Pier.

- ⊗ Club lounge cars are for the exclusive use of standard sleeping car passengers. The City of San Francisco and San Francisco Overland have lounge cars for coach passengers.
- ⊠ Conditional stop; see Table 2.
- Extra fare train; limited handling of baggage, consult agent. See tables 1 and 2.
- (f) Stops only on signal.
- ★ Regularly assigned through cars air-conditioned.
- (E.S.T.) Eastern standard time. (C.S.T.) Central standard time.
- (M.S.T.) Mountain standard time. (P.S.T.) Pacific standard time.
- Time from 12:01 midnight to 12:00 noon shown in light face type.
- Time from 12.01 noon to 12.00 midnight shown in heavy face type.





### ST. LOUIS—KANSAS CITY—LOS ANGELES via Denver

Pony Express 37 Example		Streamliner City of St. Louis-Utahn 9-3 Example		Table No. D Condensed Schedules All Trains Daily		Utahn-Streamliner City of St. Louis-4-10 Example		Pony Express 38 Example	
4.00	SU	4.00	SU	Lv St. Louis (Wab.) (C.T.)	Ar	1.00	TU	7.40	WE
9.00	SU	9.00	SU	Lv Kansas City	Lv	8.00	TU	11.55	TU
11.30	MO	9.30	SU	Lv Kan. City (Un. Pac.)	Ar	7.45	TU	11.30	TU
12.30	MO	10.30	SU	Lv Lawrence	Ar	10.33	TU	10.33	TU
1.15	"	10.38	"	Lv Topeka	Ar	6.30	"	10.05	"
2.25	"	11.27	"	Lv Manhattan	Ar	5.40	"	8.50	"
3.15	"	11.55	SU	Lv Junction City	Ar	5.15	"	8.20	"
4.45	"	12.45	MO	Lv Salina	Ar	4.20	"	7.00	"
7.50	"	2.53	Ar	Lv Ellis (C.S.T.)	Lv	2.20	"	4.35	"
7.20	"	1.58	Lv	Lv Ellis (M.S.T.)	Ar	1.15	"	3.20	"
9.10	"	3.08	Ar	Lv Oakley	Lv	12.06	"	1.53	"
3.30	"	7.25	Ar	Lv Denver	Lv	8.00	MO	8.50	"
5.30	"	7.45	Lv	Lv Denver	Ar	7.45	"	8.00	"
6.19	MO	8.34	Lv	Lv La Salle	Lv	8.00	"	8.00	"
6.19	MO	8.34	Lv	Lv La Salle	Ar	8.00	"	8.00	"
6.28	MON	8.45	Lv	Lv Greeley	Ar	6.41	"	6.29	TUE
6.28	MON	8.45	Lv	Lv Greeley	Lv	6.41	"	6.29	TUE
6.28	MON	8.45	Lv	Lv Greeley	Ar	6.41	"	6.29	TUE
6.28	MON	8.45	Lv	Lv Greeley	Lv	6.41	"	6.29	TUE
6.28	MON	8.45	Lv	Lv Greeley	Ar	6.41	"	6.29	TUE
6.28	MON	8.45	Lv	Lv Greeley	Lv	6.41	"	6.29	TUE
6.28	MON	8.45	Lv	Lv Greeley	Ar	6.41	"	6.29	TUE
6.28	MON	8.45	Lv	Lv Greeley	Lv	6.41	"	6.29	TUE
6.28	MON	8.45	Lv	Lv Greeley	Ar	6.41	"	6.29	TUE
6.28	MON	8.45	Lv	Lv Greeley	Lv	6.41	"	6.29	TUE
6.28	MON	8.45	Lv	Lv Greeley	Ar	6.41	"	6.29	TUE
6.28	MON	8.45	Lv	Lv Greeley	Lv	6.41	"	6.29	TUE
6.28	MON	8.45	Lv	Lv Greeley	Ar	6.41	"	6.29	TUE
6.28	MON	8.45	Lv	Lv Greeley	Lv	6.41	"	6.29	TUE
6.28	MON	8.45	Lv	Lv Greeley	Ar	6.41	"	6.29	TUE
6.28	MON	8.45	Lv	Lv Greeley	Lv	6.41	"	6.29	TUE
6.28	MON	8.45	Lv	Lv Greeley	Ar	6.41	"	6.29	TUE
6.28	MON	8.45	Lv	Lv Greeley	Lv	6.41	"	6.29	TUE
6.28	MON	8.45	Lv	Lv Greeley	Ar	6.41	"	6.29	TUE
6.28	MON	8.45	Lv	Lv Greeley	Lv	6.41	"	6.29	TUE
6.28	MON	8.45	Lv	Lv Greeley	Ar	6.41	"	6.29	TUE
6.28	MON	8.45	Lv	Lv Greeley	Lv	6.41	"	6.29	TUE
6.28	MON	8.45	Lv	Lv Greeley	Ar	6.41	"	6.29	TUE
6.28	MON	8.45	Lv	Lv Greeley	Lv	6.41	"	6.29	TUE
6.28	MON	8.45	Lv	Lv Greeley	Ar	6.41	"	6.29	TUE
6.28	MON	8.45	Lv	Lv Greeley	Lv	6.41	"	6.29	TUE
6.28	MON	8.45	Lv	Lv Greeley	Ar	6.41	"	6.29	TUE
6.28	MON	8.45	Lv	Lv Greeley	Lv	6.41	"	6.29	TUE
6.28	MON	8.45	Lv	Lv Greeley	Ar	6.41	"	6.29	TUE
6.28	MON	8.45	Lv	Lv Greeley	Lv	6.41	"	6.29	TUE
6.28	MON	8.45	Lv	Lv Greeley	Ar	6.41	"	6.29	TUE
6.28	MON	8.45	Lv	Lv Greeley	Lv	6.41	"	6.29	TUE
6.28	MON	8.45	Lv	Lv Greeley	Ar	6.41	"	6.29	TUE
6.28	MON	8.45	Lv	Lv Greeley	Lv	6.41	"	6.29	TUE
6.28	MON	8.45	Lv	Lv Greeley	Ar	6.41	"	6.29	TUE
6.28	MON	8.45	Lv	Lv Greeley	Lv	6.41	"	6.29	TUE
6.28	MON	8.45	Lv	Lv Greeley	Ar	6.41	"	6.29	TUE
6.28	MON	8.45	Lv	Lv Greeley	Lv	6.41	"	6.29	TUE
6.28	MON	8.45	Lv	Lv Greeley	Ar	6.41	"	6.29	TUE
6.28	MON	8.45	Lv	Lv Greeley	Lv	6.41	"	6.29	TUE
6.28	MON	8.45	Lv	Lv Greeley	Ar	6.41	"	6.29	TUE
6.28	MON	8.45	Lv	Lv Greeley	Lv	6.41	"	6.29	TUE
6.28	MON	8.45	Lv	Lv Greeley	Ar	6.41	"	6.29	TUE
6.28	MON	8.45	Lv	Lv Greeley	Lv	6.41	"	6.29	TUE
6.28	MON	8.45	Lv	Lv Greeley	Ar	6.41	"	6.29	TUE
6.28	MON	8.45	Lv	Lv Greeley	Lv	6.41	"	6.29	TUE
6.28	MON	8.45	Lv	Lv Greeley	Ar	6.41	"	6.29	TUE
6.28	MON	8.45	Lv	Lv Greeley	Lv	6.41	"	6.29	TUE
6.28	MON	8.45	Lv	Lv Greeley	Ar	6.41	"	6.29	TUE
6.28	MON	8.45	Lv	Lv Greeley	Lv	6.41	"	6.29	TUE
6.28	MON	8.45	Lv	Lv Greeley	Ar	6.41	"	6.29	TUE
6.28	MON	8.45	Lv	Lv Greeley	Lv	6.41	"	6.29	TUE
6.28	MON	8.45	Lv	Lv Greeley	Ar	6.41	"	6.29	TUE
6.28	MON	8.45	Lv	Lv Greeley	Lv	6.41	"	6.29	TUE
6.28	MON	8.45	Lv	Lv Greeley	Ar	6.41	"	6.29	TUE
6.28	MON	8.45	Lv	Lv Greeley	Lv	6.41	"	6.29	TUE
6.28	MON	8.45	Lv	Lv Greeley	Ar	6.41	"	6.29	TUE
6.28	MON	8.45	Lv	Lv Greeley	Lv	6.41	"	6.29	TUE
6.28	MON	8.45	Lv	Lv Greeley	Ar	6.41	"	6.29	TUE
6.28	MON	8.45	Lv	Lv Greeley	Lv	6.41	"	6.29	TUE
6.28	MON	8.45	Lv	Lv Greeley	Ar	6.41	"	6.29	TUE
6.28	MON	8.45	Lv	Lv Greeley	Lv	6.41	"	6.29	TUE
6.28	MON	8.45	Lv	Lv Greeley	Ar	6.41	"	6.29	TUE
6.28	MON	8.45	Lv	Lv Greeley	Lv	6.41	"	6.29	TUE
6.28	MON	8.45	Lv	Lv Greeley	Ar	6.41	"	6.29	TUE
6.28	MON	8.45	Lv	Lv Greeley	Lv	6.41	"	6.29	TUE
6.28	MON	8.45	Lv	Lv Greeley	Ar	6.41	"	6.29	TUE
6.28	MON	8.45	Lv	Lv Greeley	Lv	6.41	"	6.29	TUE
6.28	MON	8.45	Lv	Lv Greeley	Ar	6.41	"	6.29	TUE
6.28	MON	8.45	Lv	Lv Greeley	Lv	6.41	"	6.29	TUE
6.28	MON	8.45	Lv	Lv Greeley	Ar	6.41	"	6.29	TUE
6.28	MON	8.45	Lv	Lv Greeley	Lv	6.41	"	6.29	TUE
6.28	MON	8.45	Lv	Lv Greeley	Ar	6.41	"	6.29	TUE
6.28	MON	8.45	Lv	Lv Greeley	Lv	6.41	"	6.29	TUE
6.28	MON	8.45	Lv	Lv Greeley	Ar	6.41	"	6.29	TUE
6.28	MON	8.45	Lv	Lv Greeley	Lv	6.41	"	6.29	TUE
6.28	MON	8.45	Lv	Lv Greeley	Ar	6.41	"	6.29	TUE
6.28	MON	8.45	Lv	Lv Greeley	Lv	6.41	"	6.29	TUE
6.28	MON	8.45	Lv	Lv Greeley	Ar	6.41	"	6.29	TUE
6.28	MON	8.45	Lv	Lv Greeley	Lv	6.41	"	6.29	TUE
6.28	MON	8.45	Lv	Lv Greeley	Ar	6.41	"	6.29	TUE
6.28	MON	8.45	Lv	Lv Greeley	Lv	6.41	"	6.29	TUE
6.28	MON	8.45	Lv	Lv Greeley	Ar	6.41	"	6.29	TUE
6.28	MON	8.45	Lv	Lv Greeley	Lv	6.41	"	6.29	TUE
6.28	MON	8.45	Lv	Lv Greeley	Ar	6.41	"	6.29	TUE
6.28	MON	8.45	Lv	Lv Greeley	Lv	6.41	"	6.29	TUE
6.28	MON	8.45	Lv	Lv Greeley	Ar	6.41	"	6.29	TUE
6.28	MON	8.45	Lv	Lv Greeley	Lv	6.41	"	6.29	TUE
6.28	MON	8.45	Lv	Lv Greeley	Ar	6.41	"	6.29	TUE
6.28	MON	8.45	Lv	Lv Greeley	Lv	6.41	"	6.29	TUE
6.28	MON	8.45	Lv	Lv Greeley	Ar	6.41	"	6.29	TUE
6.28	MON	8.45	Lv	Lv Greeley	Lv	6.41	"	6.29	TUE
6.28	MON	8.45	Lv	Lv Greeley	Ar	6.41	"	6.29	TUE
6.28	MON	8.45	Lv	Lv Greeley	Lv	6.41	"	6.29	TUE
6.28	MON	8.45	Lv	Lv Greeley	Ar	6.41	"	6.29	TUE
6.28	MON	8.45	Lv	Lv Greeley	Lv	6.41	"	6.29	TUE
6.28	MON	8.45	Lv	Lv Greeley	Ar	6.41	"	6.29	TUE
6.28	MON	8.45	Lv	Lv Greeley	Lv	6.41	"	6.29	TUE
6.28	MON	8.45	Lv	Lv Greeley	Ar	6.41	"	6.29	TUE
6.28	MON	8.45	Lv	Lv Greeley	Lv	6.41	"	6.29	TUE
6.28	MON	8.45	Lv	Lv Greeley	Ar	6.41	"	6.29	TUE
6.28	MON	8.45	Lv	Lv Greeley	Lv	6.41	"	6.29	TUE
6.28	MON	8.45	Lv	Lv Greeley	Ar	6.41	"	6.29	TUE
6.28	MON	8.45	Lv	Lv Greeley	Lv	6.41	"	6.29	TUE
6.28	MON	8.45	Lv	Lv Greeley	Ar	6.41	"	6.29	TUE
6.28	MON	8.45	Lv	Lv Greeley	Lv	6.41	"	6.29	TUE
6.28	MON	8.45	Lv	Lv Greeley	Ar	6.41	"	6.29	TUE
6.28	MON	8.45	Lv	Lv Greeley	Lv	6.41	"	6.29	TUE
6.28	MON	8.45	Lv	Lv Greeley	Ar	6.41	"	6.29	TUE
6.28	MON	8.45	Lv	Lv Greeley	Lv	6.41	"	6.29	TUE
6.28	MON	8.45	Lv	Lv Greeley	Ar	6.41	"	6.29	TUE
6.28	MON	8.45	Lv	Lv Greeley	Lv	6.41	"	6.29	TUE
6.28	MON	8.45	Lv	Lv Greeley	Ar	6.41	"	6.29	TUE
6.28	MON	8.45	Lv	Lv Greeley	Lv	6.41	"	6.29	TUE
6.28	MON	8.45	Lv	Lv Greeley	Ar	6.41	"	6.29	TUE
6.28	MON	8.45	Lv	Lv Greeley	Lv	6.41	"	6.29	TUE
6.28	MON	8.45	Lv	Lv Greeley	Ar	6.41	"	6.29	TUE
6.28	MON	8.45	Lv	Lv Greeley	Lv	6.41	"	6.29	TUE
6.28	MON	8.45	Lv	Lv Greeley	Ar	6.41	"	6.29	TUE
6.28	MON	8.45	Lv	Lv Greeley	Lv	6.41	"	6.29	TUE
6.28	MON	8.45	Lv	Lv Greeley	Ar	6.41	"	6.29	TUE
6.28	MON	8.45	Lv	Lv Greeley	Lv	6.41	"	6.29	TUE
6.28	MON	8.45	Lv	Lv Greeley	Ar	6.41	"	6.29	TUE
6.28	MON	8.45	Lv	Lv Greeley	Lv	6.41	"	6.29	TUE
6.28	MON	8.45	Lv	Lv Greeley	Ar	6.41	"	6.29	TUE
6									

ST. LOUIS—KANSAS CITY—PORTLAND—SEATTLE via Denver

Table F: Condensed Schedules All Trains Daily. Includes routes for Pony Express, Streamliner, Idahoan, and Portland Rose-Express. Lists stations from St. Louis to Seattle with departure and arrival times.

Equipment for Page 14

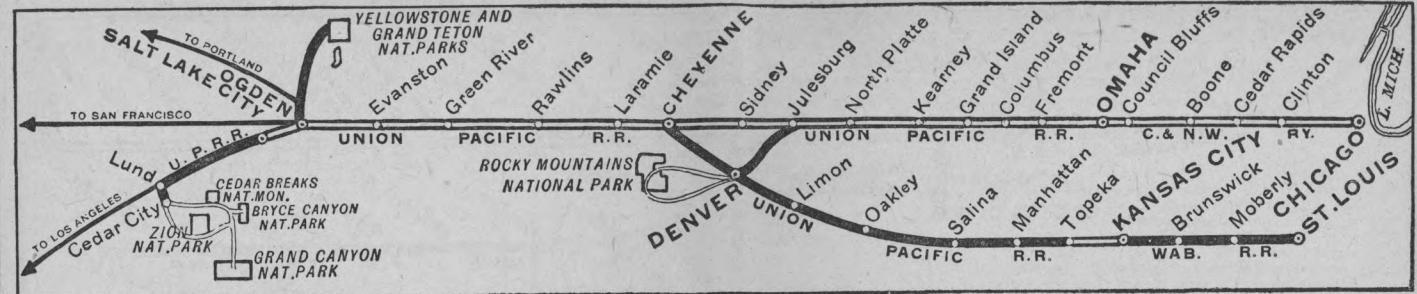
★ NO. 9-3-11—Streamliner CITY OF ST. LOUIS—IDAHOAN—DAILY. Wabash 9 to Kansas City; 9 to Cheyenne; 3 to Green River; 11 to Portland; 453 to Seattle. Club Lounge Service, Standard Sleeping Cars, Reclining Seat Coaches, Dining Car.

★ NO. 12-4-10—IDAHOAN—Streamliner CITY OF ST. LOUIS—DAILY. 402 to Portland; 12 to Green River; 4 to Cheyenne; 10 to Kansas City; Wabash 10 to St. Louis. Club Lounge Service, Standard Sleeping Cars, Reclining Seat Coaches, Dining Car.

Footnotes for Page 14

★ Regularly assigned through cars air conditioned. □ Conditional stop; see Table 24. □ Club lounge cars are for the exclusive use of standard sleeping car passengers.

♦ Motor bus. This service is provided passengers arriving or departing Shoshone and holding through rail tickets to and from Sun Valley or Ketchum, Idaho.



CHICAGO—MINNEAPOLIS—OMAHA—DENVER

Table G: Condensed Schedules All Trains Daily. Includes routes for National Parks Special, Streamliner City of Denver, and Columbine. Lists stations from Chicago to Denver with departure and arrival times.

Equipment for Table G. ★ NO. 111—Streamliner CITY OF DENVER—DAILY. Train runs via C. & N. W. to Omaha; thence U. P. Club Lounge Car, Observation Sleeping Car, Standard Sleeping Cars, Reclining Seat Coaches, Dining Car.

ST. LOUIS—KANSAS CITY—DENVER—SALT LAKE CITY

Table H: All Trains Daily. For Complete Schedules See Table 17. Includes routes for The Kansan, Pony Express, City of St. Louis-Utah, and The Kansan. Lists stations from St. Louis to Salt Lake City with departure and arrival times.

Equipment for Table H. ★ NO. 9-3—Streamliner CITY OF ST. LOUIS—UTAHN—DAILY. Wabash 9 to Kansas City; U. P. 9 to Cheyenne; 3 to Salt Lake City. Club Lounge Car, Standard Sleeping Cars, Reserved Seat Coaches, Dining Car.

Footnotes for Page 15

□ Club lounge cars are for the exclusive use of standard sleeping car passengers. ★ Regularly assigned through cars air-conditioned. □ Conditional stop; see Tables 17 or 24. (f) Stops only on signal.

(C.S.T.) Central Standard time. (M.S.T.) Mountain Standard time. Time from 12.01 midnight to 12.00 noon shown in light face type. Time from 12.01 noon to 12.00 midnight shown in heavy face type.



SALT LAKE CITY — BOISE — PENDLETON — SPOKANE

Table T Condensed Schedules All Trains Daily. Includes routes for Salt Lake City (M.S.T.), Pocatello, Sun Valley, and Spokane (P.S.T.) with departure and arrival times.

SALT LAKE CITY — BOISE — PORTLAND — SEATTLE

Table U Condensed Schedules All Trains Daily. Includes routes for Salt Lake City (M.S.T.), Pocatello, Sun Valley, and Seattle (P.S.T.) with departure and arrival times.

PORTLAND — WALLA WALLA — YAKIMA — LEWISTON — SPOKANE

Table W All Trains Daily—(Pacific Standard Time). Includes routes for Portland, Walla Walla, Yakima, Lewiston, and Spokane with departure and arrival times.

Equipment for Table T

★ NO. 33-17-62-20—NORTHWEST SPECIAL—PORTLAND ROSE—DAILY. No. 33 to Pocatello; No. 17 to Pendleton; No. 62 to Wallula; No. 20 to Spokane.

★ NO. 19-61-18-34—PORTLAND ROSE—NORTHWEST SPECIAL—DAILY. No. 19 to Wallula; No. 61 to Pendleton; No. 18 to Pocatello; No. 34 to Salt Lake City.

Los Angeles — Salt Lake City — Sun Valley

Table V Condensed Schedules All Trains Daily. Includes routes for Los Angeles (P.S.T.), East Los Angeles, Las Vegas (PT), Salt Lake City, and Sun Valley (MST) with departure and arrival times.

Equipment for Table V

★ NO. 38-33-17-S. V. BUS—PONY EXPRESS—NORTHWEST SPECIAL—PORTLAND ROSE—SUN VALLEY BUS—DAILY. No. 38 to Salt Lake City; No. 33 to Pocatello; No. 17 to Shoshone; Bus to Sun Valley.

★ S. V. BUS-NO. 18-34-3—SUN VALLEY BUS—PORTLAND ROSE—NORTHWEST SPECIAL—UTAHN—DAILY. Bus to Shoshone; No. 18 to Pocatello; No. 34 to Salt Lake City; No. 3 to Los Angeles.

Reclining Seat Coaches... Shoshone to Pocatello. Pocatello to Salt Lake City (from Butte). Salt Lake City to Los Angeles (from Omaha & St. Louis.)

NOTE—For Chicago and St. Louis—Sun Valley Service see Table C, pages 10 and 11, and Table F, page 14.

Equipment for Table U

★ NO. 31-11-459—IDAHOAN—DAILY. No. 31 to Pocatello; No. 11 to Portland; No. 459 to Seattle. Club Lounge Car... Pocatello to Portland.

★ NO. 33-17-457—NORTHWEST SPECIAL—PORTLAND ROSE—DAILY. No. 33 to Pocatello; No. 17 to Portland; No. 457 to Seattle.

★ NO. 458-18-34—PORTLAND ROSE—NORTHWEST SPECIAL—DAILY. No. 458 to Portland; No. 18 to Pocatello; No. 34 to Salt Lake City.

★ NO. 402-12-32—IDAHOAN—DAILY. No. 402 to Portland; No. 12 to Pocatello; No. 32 to Salt Lake City.

Reclining Seat Coaches... Seattle to Portland; Portland to Pocatello; Pocatello to Salt Lake City. Dining Car... North of Ogden—a la carte and club or table d'hote service.

Reclining Seat Coaches... Seattle to Portland; Portland to Salt Lake City. Dining Car... A la carte and club or table d'hote service.

Footnotes for Page 18. Includes notes on club and lounge cars, regularly assigned through cars, motor bus service, and time from 12.01 midnight to 12.00 noon shown in light face type.

Spokane, San Francisco and Los Angeles

Table X All Trains Daily (Pacific Standard Time). Includes routes for Spokane, San Francisco, and Los Angeles with departure and arrival times.

Seattle, San Francisco and Los Angeles

Table Y All Trains Daily (Pacific Standard Time). Includes routes for Seattle, San Francisco, and Los Angeles with departure and arrival times.

Equipment for Tables Y and Z

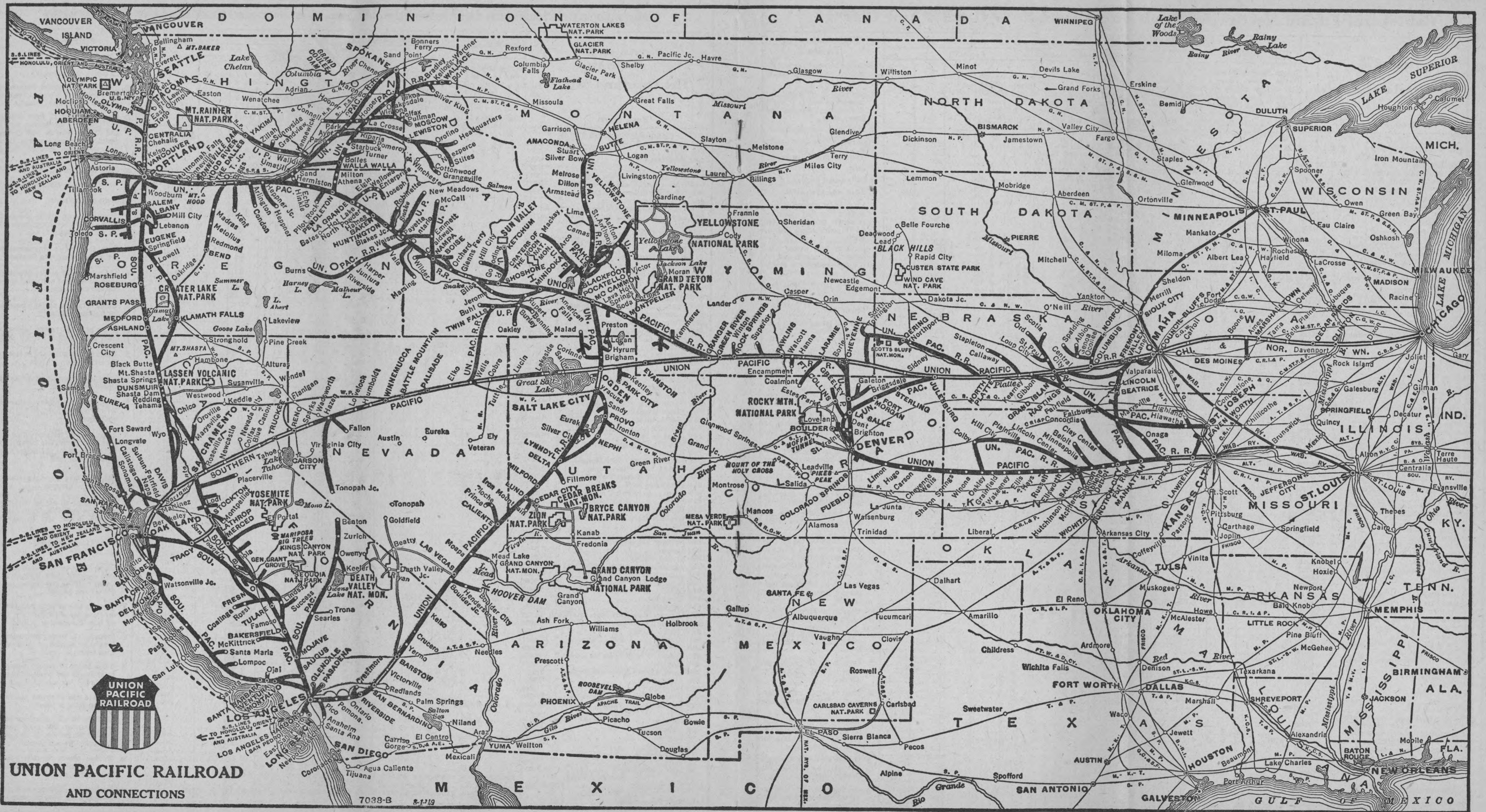
★ NO. 401—DAILY. Standard Sleeping Cars... Portland to Seattle—10 Sections, D. R. Compt. Portland to Seattle—12 Sections, Drawing-room.

★ NO. 402—DAILY. Standard Sleeping Cars... Seattle to Portland—10 Sec., D. R., Compt. Seattle to Portland—12 Sections, Drawing-room.

★ NO. 457—DAILY. Parlor Car... Portland to Seattle (R. R. Owned). Standard Sleeping Car... Kansas City to Seattle—10 Sections, 1 Drawing-room, 2 Compartments (Nos. 37-17 to Portland).

Arrives, departs Seattle Union Depot. Arrives, departs Seattle King Street Station. Daily except Sundays and holidays.





**UNION PACIFIC RAILROAD**  
AND CONNECTIONS

7038-B 8-1-19

California, Pacific Northwest, Utah and Colorado to Omaha and Chicago

EASTBOUND—Read Down

From Pacific Coast

Table No. 2 The Overland Route. Table with columns for stations (San Francisco, Los Angeles, Salt Lake City, Ogden, etc.) and various train services (Stream-liner, Pony Express, etc.).

Footnotes for Table 2

Carries only coaches for passengers; no dining car or sleeping car. See page 38 for motor bus connections with U. P. trains at Fremont, Columbus and Grand Island. Extra fare—see page 25. C&NW 14, local from Omaha to Chicago, carries no thru cars from Union Pacific. Daily. Daily except Sunday. Stops only on signal. Stops to let off paying passengers from Salt Lake City or south; also to take for C&NW points east of Council Bluffs. Stops to take paying passengers for points east of Council Bluffs where scheduled to stop. Stops to let off paying passengers from Denver; also to take for points east of Council Bluffs. Stops to let off paying passengers from Oakland or beyond. Stops to let off paying passengers from West of Ogden; also to take for Omaha or beyond. Stops to let off paying passengers from Salt Lake City or beyond. Stops to let off paying passengers from Cheyenne or beyond; also to take for Omaha or beyond. Stops to let off paying passengers from Los Angeles or beyond. Stops to let off paying passengers from Pocatello and beyond; also to take for Cheyenne and beyond. Stops to let off paying passengers from west of Ogden or from Pocatello; also to take for C&NW points east of Council Bluffs. Stops to let off paying passengers from Cheyenne or beyond. Stops to let off paying passengers from west of Ogden or from Pocatello; also to take for C&NW points east of Council Bluffs. Stops to let off paying passengers from Pendleton or beyond. Stops to let off paying passengers from Denver; also to take for Chicago. Stops to let off paying passengers from Ogden or beyond; also to take for Green River or beyond. Mileage shown on mile posts is from Council Bluffs. See General Information, page 2. See Table No. 53 for connecting train service to and from St. Joseph, Mo.

California, Pacific Northwest, Utah and Colorado to Omaha and Chicago

EASTBOUND—Read Down

From Pacific Coast

From Colo.

Local

Table No. 2 (Continued) The Overland Route. Table with columns for stations (Cheyenne, Durham, Hillsdale, Burns, etc.) and various train services (Stream-liner, Pony Express, etc.).

Extra Fare Trains. Beginning June 10 from Chicago, and June 11 from Denver, Nos. 85 and 86 will operate with through sleeping cars and coaches during summer season between Chicago and Denver. Limited handling of baggage. Extra fare tickets will not be sold on the "City of Los Angeles" and the "City of San Francisco" unless space has been reserved; and each person, including children of any age, who is to occupy space to the exclusion of other passengers, must hold such space assignment before he will be permitted to board train. Reduced fare tickets for Clergy, Charity, etc., are not honored on these trains.

NOTE: There is bus line connection at Kimball, to and from Harrisburg, Gering and Scottsbluff, Nebr.

The RAILROAD HOUR. Hear It On NBC Network. Every Monday Night. Famous Musical Shows—Great Stars of Stage and Screen with Gordon MacRae. Presented by American Railroads.

Between Chicago, Omaha, Denver, Ogden, Salt Lake City and Los Angeles

Table No. 3 The Overland Route. WESTBOUND—Read Down and EASTBOUND—Read Up. Includes routes for Chicago, Omaha, St. Paul, Minneapolis, Omaha, Cheyenne, Salt Lake City, Ogden, and Los Angeles. Includes footnotes for Table 3.

The Seasoned Traveler Goes by Train

For equipment, see pages 6 to 12, inclusive.

Between Chicago, Omaha, Denver, Ogden, Salt Lake City and Los Angeles

Table No. 3 (Continued) The Overland Route. WESTBOUND—Read Down and EASTBOUND—Read Up. Includes routes for Los Angeles, San Bernardino, and Los Angeles. Includes footnotes for Tables 4 to 10.

Salt Lake City — Provo — Lyndyl. Table No. 4 Mountain Standard Time. Motor bus schedules between Salt Lake City, Provo, and Lyndyl.

East Los Angeles — Pasadena — Glendale. Table No. 7 Pacific Time. Motor bus schedules between East Los Angeles, Pasadena, and Glendale.

East Los Angeles — Long Beach — San Pedro. Table No. 8 Pacific Time. Motor bus schedules between East Los Angeles, Long Beach, and San Pedro.

Salt Lake City — Smelter. Table No. 5 Mountain Time. Motor bus schedules between Salt Lake City and Smelter.

East Los Angeles — Whittier — Anaheim. Table No. 9 Pacific Time. Motor bus schedules between East Los Angeles, Whittier, and Anaheim.

Milford — Lund — Cedar City. Table No. 12 Mount. Time. Motor bus schedules between Milford, Lund, and Cedar City.

Las Vegas — Boulder City — Hoover Dam. Table No. 10 Pacific Time. Motor bus schedules between Las Vegas, Boulder City, and Hoover Dam.

For equipment, see pages 6 to 12 inclusive.

For explanation of reference marks in table 3, see page 26.

Between Chicago, Omaha, Denver, Ogden and San Francisco

Table 14: The Overland Route. WESTBOUND—Read Down and EASTBOUND—Read Up. Includes routes for C. & N.W., UNION PACIFIC, and SOUTHERN PACIFIC. Lists cities like Chicago, St. Paul, Omaha, Cheyenne, Ogden, Reno, Sacramento, and San Francisco with corresponding times and mileposts.

Footnotes for Page 28. (f) Stops only on signal. [ ] Via Borie Cut-off; not via Cheyenne. A See tables 24 and 30 for service between St. Louis, Kansas City, Denver and Cheyenne. B Stops to let off paying passengers from Ogden and beyond; also to take for Reno and beyond. D Stops to let off paying passengers from Reno and beyond; also to take for Ogden and beyond. E Stops to let off paying passengers from Ogden or beyond; also to take for Sacramento or beyond. H Stops to take paying passengers for Ogden and beyond. K Stops to let off paying passengers from Ogden or beyond. M Stops to take paying passengers for Ogden or beyond; also to let off from Sacramento or beyond. See table 31 for service between Ogden and Salt Lake City. Leaves and arrives from Market Street station. Leaves and arrives from Third Street station. (C.S.T.) Central standard time. (M.S.T.) Mountain standard time. (P.S.T.) Pacific standard time. Mileage shown on mile posts is from Council Bluffs. See General Information, page 2.

Rail—Auto Travel Plan. Ask your Ticket Agent for information and about arrangements. You can... RENT A NEW CAR at your train destination. This plan makes it easy for you to have a car ready for your convenience when you reach the end of your train journey. DRIV-UR-SELF RENTAL STATIONS are located in many cities in the United States and Canada. Ask your Railroad Ticket Agent about the plan.

San Francisco, Sacramento and Los Angeles (Via Southern Pacific)

Table 15 and Table 16. Table 15: Via Valley Line (Pacific Standard Time). Table 16: Via Coast Line. Lists routes between San Francisco, Sacramento, and Los Angeles with times and mileposts.

For equipment, see pages 8 to 13, inclusive.

Between Chicago, Omaha and Denver

Table 17: The Overland Route. All Trains Daily. WESTBOUND—Read Down and EASTBOUND—Read Up. Includes routes for UNION PACIFIC and NORTHERN PACIFIC. Lists cities like Chicago, Council Bluffs, Omaha, Denver, and Estes Park with times and mileposts.

Denver—La Salle—Ft. Collins

Table 18: Denver—La Salle—Ft. Collins. Table No. 18. Mountain Standard Time. Lists routes between Denver, La Salle, and Ft. Collins with times and mileposts.

Footnotes for Page 29. (f) Stops only on signal. L Stops to let off paying passengers from stations in Colorado. N Stops to let off paying passengers from Denver; also to take for Chicago. S Stops to take paying passengers for east of La Salle. W Stops to let off paying passengers from east of Council Bluffs; also to take for Denver and beyond. V Stops to let off paying passengers from Denver; also to take for east of Council Bluffs. Mileage shown on mile posts is from Council Bluffs. For explanation see page 2. Time from 12:01 midnight to 12:00 noon is in light face type. Time from 12:01 noon to 12:00 midnight shown in heavy face type. Where no time shown, trains do not stop, except as indicated by reference marks.

WRITE NOW FOR YOUR 1950 SUMMER TOUR BOOK

Our SUMMER TOURS book, beautifully illustrated in color, contains fascinating day-by-day stories of tours to many of our great western vacation lands: Yellowstone — Grand Teton — Zion — Bryce Canyon — Grand Canyon — Rocky Mountain — Yosemite National Parks; Colorado — Jackson Hole — Utah — Hoover Dam — Las Vegas — Tijuana, Old Mexico.

In describing these personally escorted, money-saving tours, this book tells you what you see and do and how you get the most for your vacation dollars. Write today for a free copy of SUMMER TOURS. Use the coupon.

I. D. Kessler, Manager UP-C&NW Dept. of Tours 148 S. Clark St., Chicago 3, Ill.

Please send me a copy of "SUMMER TOURS"

Name \_\_\_\_\_ Address \_\_\_\_\_ City \_\_\_\_\_ Zone \_\_\_\_\_ State \_\_\_\_\_

UP-C&NW Department of Tours

For equipment, see page 15.

Between Chicago, Omaha and Spokane, Portland, Tacoma and Seattle

Table No. 20 The Overland Route. WESTBOUND-Read Down and EASTBOUND-Read Up. Includes routes for Chicago, Omaha, St. Paul, Minneapolis, Omaha, Cheyenne, St. Louis, Kansas City, Denver, Cheyenne, Pocatello, Salt Lake City, and Seattle.

Footnotes for Pages 30 and 31

Motor bus. This service is provided for passengers arriving or departing Shoshone and holding through rail tickets to and from Sun Valley or Ketchum, Idaho. Through sleeping car daily to and from West Yellowstone during park summer season. Connecting Sleeping Car service to and from West Yellowstone during park summer season. C & NW 14, local from Omaha to Chicago, has no through cars from Union Pacific. Runs via Borie Cut-off, not via Cheyenne. Daily. Stops only on signal. Daily except Sunday. Stops to let off paying passengers from Tacoma and beyond; also to take on for Vancouver and beyond. Stops to let off paying passengers from Portland or beyond; also to take for Pocatello or beyond. Stops to take paying passengers for Tacoma or beyond, and to let off from Portland or beyond. Stops to take on paying passengers for Cheyenne and beyond; also to let off from Pendleton and beyond. Stops to take on paying passengers for Umatilla and beyond. No. 407 stops at East Olympia to let off paying passengers for Olympia that come from Portland or beyond. Bus to Olympia will be operated when passengers are reported. Stops to take paying passengers for Vancouver and south and to let off from points north of Seattle. Stops to take on or let off paying passengers. Stops to let off paying passengers from Wallula and beyond. Stops to take on paying passengers for Pocatello or beyond. Stops to take paying passengers for Seattle and beyond, and to let off from Tacoma and beyond. Stops to take paying passengers for Tacoma and beyond. Stops to take on or let off paying passengers to or from Omaha and Portland or beyond. Stops to take paying passengers for Ogden, Cheyenne or beyond; also to let off from Pendleton and beyond. Stops to let off paying passengers from Vancouver and beyond, and to take for Tacoma and Seattle. Stops to let off paying passengers from Portland and beyond on Tuesdays only. (Continued on next page)

Between Chicago, Omaha and Spokane, Portland, Tacoma and Seattle

Table No. 20 (Continued) The Overland Route. WESTBOUND-Read Down and EASTBOUND-Read Up. Includes routes for Huntington, Durkee, Pleasant Valley, Baker, Haines, North Powder, Telocaset, Union Jct., Hot Lake, La Grande, Kamela, Meacham, Duncan, Gibbon, Cayuse, Pendleton, Walla Walla, Spokane, Pendleton, Rieti, Echo, Stanfield, Hermiston, Umatilla, Spokane, Umatilla, Umatilla, Boardman, Heppner, Arlington, Blalock, Rufus, Biggs, Celilo, The Dalles, The Dalles, Mosier, Wyeth, Cascade Locks, Bonneville, Multnomah Falls, Bridal Veil, Rooster Rock, Troutdale, and Portland.

Footnotes for Pages 30 and 31

Stops to let off paying passengers from Seattle; also to take for south of Tacoma. Stops to let off paying passengers from Tacoma or beyond; also to take for Portland or beyond. For service between St. Louis, Denver and Cheyenne, see tables 24 and 30. Stops to let off paying passengers from Ogden, Cheyenne, and beyond; also to take for Pendleton and beyond. Stops to let off paying passengers from Vancouver and beyond and to take on for points beyond Seattle. Stops to take paying passengers for south of Tacoma. Via North Puyallup. Via Puyallup. Stops to take on paying passengers for Portland and beyond. Stops to let off paying passengers from Pendleton or beyond. Trains 407, 408, 457 and 458 carry passengers to and from East Olympia and Portland and Seattle. Bus service is only between East Olympia and Olympia, and operates daily to and from U. P. station at Olympia. Bus will handle only hand baggage for passengers, except no baggage is handled on Sunday. Union Pacific rail tickets to or from certain stations (consult agent) are honored on Grays Harbor lines buses operating over public highway only through towns where time is shown. Mileage shown on mile posts is from Council Bluffs. See General Information, Page 2.

Between Portland, Tacoma and Seattle

Table No. 20 Continued. All tickets over these lines are interchangeable and will be good on any train. Includes routes for Portland, Vancouver, Ridgefield, Woodland, Kalama, Kelso-Longview, Castle Rock, Vader, Winlock, Napavine, Chehalis, Centralia, Centralia 21, Bucoda, Tenino, East Olympia, Olympia, Olympia, Nisqually, Stellacoom, Tacoma, Tacoma 22, Puyallup, North Puyallup, Summer, Auburn, Kent, Seattle 22, and Seattle.

Portland-Chehalis-Centralia-Hoquiam

Table No. 21. Motor Bus routes between Portland, Chehalis, Centralia, and Hoquiam. Includes routes for Chehalis, Centralia, Galvin, Helsing Jct., Independence, Saginaw, South Elma, Montessano, Melbourne, Cosmopolis, Aberdeen, and Hoquiam.

Portland-Seattle-Tacoma-Olympia

Table No. 22. Motor Bus routes between Portland, Seattle, Tacoma, and Olympia. Includes routes for Portland, East Olympia, Olympia, Seattle, Tacoma, East Olympia, and Olympia.

Between St. Louis, Kansas City, Topeka, Salina and Denver

Table No. 24 The Overland Route. Table No. 25 Kansas City - Junction City - Concordia. Table No. 26 Kansas City - Salina - Solomon - Beloit. Table No. 27 Kansas City - Salina - McPherson. Table No. 28 Kansas City - Salina - Plainville - Oakley. Includes columns for Motor, Passenger, Pony Express, Streamliner, and various station names with associated times.

Between Denver, Cheyenne and Salt Lake City

Table No. 30 The Overland Route (Mountain Standard Time). Table No. 31 Ogden and Salt Lake City. Table No. 32 Ogden - Echo - Coalville - Park City. Table No. 33 Laramie - Coalmont. Table No. 34 Saratoga & Encampment Valley R. R. Co. Includes columns for various routes and stations with times.

Distance between Denver and Salt Lake City via Borie is 613 miles; via Cheyenne is 625 miles.

Between Ogden and Salt Lake City

Table No. 31 Ogden and Salt Lake City. Table No. 32 Ogden - Echo - Coalville - Park City. Table No. 33 Laramie - Coalmont. Table No. 34 Saratoga & Encampment Valley R. R. Co. Includes columns for various routes and stations with times.

Footnotes for Pages 32 and 33

- NOTE - See table 20 for detail schedules to Pacific Northwest.
NOTE - See table 14 for detail schedules to San Francisco.
NOTE - See table 3 for detail schedules to Los Angeles.
Local freight; carries combination coach-baggage car for passengers.
Mountain Time on the main line but trains to or from Oakley on the Colby branch line use Central Time.
Stops to take paying passengers for Denver and beyond.
Stops to take paying passengers for east of La Salle.
Stops to let off paying passengers from Denver and beyond; also to take for St. Louis and beyond.
Stops to let off paying passengers from Denver or beyond; also to take for Denver or beyond.
Stops to let off paying passengers from Denver or beyond; also to take for beyond Pocatello.
Stops to let off paying passengers from Denver and beyond; also to take for Salina and east thereof where train stops.
Stops to let off paying passengers from Cheyenne and beyond.
Stops to let off paying passengers from Denver or beyond; also to take for Denver or beyond.
Stops to let off paying passengers from Denver or beyond; also to take for beyond Pocatello.

Between Salt Lake City, Ogden, Pocatello, West Yellowstone and Butte

Table No. 36 The Overland Route. Table No. 37 Cache Junction - Logan - Preston. Table No. 38 Ogden - Brigham - Malad. Table No. 39 Salt Lake - Idaho Falls - W. Yellowstone (Summer Season). Table No. 40 Salt Lake - Idaho Falls - Ashton - Victor.

Footnotes for Page 34

- \* Daily. (f) Stops only on signal. † Daily except Sunday. Nos. 35 and 36 between Pocatello and West Yellowstone, and Nos. 47 and 48 between Ashton and Victor, operate only during Yellowstone and Grand Teton Park summer season June 19 through September 7. Local freight with combination coach-baggage car.

For equipment, see pages 17 and 18.

Union Pacific Branch Lines

Omaha - North Platte - So. Torrington. Omaha - Columbus - Norfolk. Kansas City - Topeka - Marysville. Omaha - Columbus - Spalding. Omaha - Grand Island - Loup City. Omaha - Kearney - Stapleton. Omaha - Columbus - Albion. Omaha - Grand Island - Ord. Grand Island - Stromsburg - Lincoln. Lawrence - Leavenworth.

• Nos. 93 and 94 carry a Coach-Tourist Sleeping Car, three round trips each week, between Omaha, Gering and South Torrington; in Nos. 3 and 4 between Omaha and North Platte. See equipment in Table A, pages 6 and 7.

- † Daily. § Sunday only. ¶ Daily except Monday. † Daily except Sunday. † Daily except Saturday and Sunday. • Local freight with combination coach-baggage car.

K Sundays, Wednesdays and Fridays only. H Mondays, Wednesdays and Fridays only. E Tuesdays, Thursdays, and Saturdays only.

• On days livestock is to be carried, train No. 82 runs about one-half hour later than schedule shown. • Local freight with caboose; hand baggage only.



Connecting Bus Service

Portland — Pendleton — Spokane

Table No. 84 (Pacific Time) showing bus routes between Portland, Pendleton, and Spokane with departure and arrival times.

Spokane — Moscow — Lewiston

Table No. 85 (Pacific Time) showing bus routes between Spokane, Moscow, and Lewiston with departure and arrival times.

Spokane — Grand Coulee Dam

Table showing bus routes between Spokane and Grand Coulee Dam via Okanogan Valley Bus Lines.

Fremont — Lincoln

Table showing bus routes between Fremont and Lincoln via Yellow Diamond Lines.

Columbus — Lincoln

Table showing bus routes between Columbus and Lincoln via Yellow Diamond Lines.

Grand Island — Hastings

Table showing bus routes between Grand Island and Hastings via Yellow Diamond Lines.

Las Vegas — Tonopah

Table showing bus routes between Las Vegas and Tonopah via Las Vegas-Tonopah-Reno Stage Line.

Footnotes for Page 38

(\*) Via Capitol Stages. (\*) Via Interstate Transit Lines. (C) Via Elkhorn Valley Stages. (M) Motor Bus operating over public highway. See General Information, page 2, for optional rail-motor bus ticketing arrangement.

UNION PACIFIC TRAINS USE THESE STATIONS

- List of stations for Union Pacific trains: Boise, Idaho; Butte, Montana; Cheyenne, Wyoming; Chicago, Illinois; Denver, Colorado; Kansas City, Mo.; Los Angeles, Calif.; Oakland, Calif.; Portland, Oregon; Riverside, Calif.; San Bernardino, Calif.; San Francisco, Calif.; Salina, Kansas; Salt Lake City, Utah; Yakima, Wash.

Connections at Omaha

Large table showing bus connections at Omaha, including routes to various cities like Chicago, St. Louis, and Kansas City, with departure and arrival times.

Connections at Kansas City

Large table showing bus connections at Kansas City, including routes to various cities like Chicago, St. Louis, and Omaha, with departure and arrival times.

Connections at Denver

Table showing rail connections at Denver, including routes to Colorado Springs, Pueblo, Canon City, Leadville, and other destinations. Includes times and fares for various routes.

Connections at Spokane and Butte

Table showing rail connections at Spokane and Butte, including routes to the Milwaukee Road, Great Northern, N.P., S.I.-C.P.R., and B.A. & P. Includes times and fares.

Connections at Los Angeles

Table showing rail connections at Los Angeles, including routes to A.T. & S.F., Santa Ana, Oceanside, Del Mar, and San Diego. Includes times and fares.

Connections at Seattle

Table showing rail connections at Seattle, including routes to Great Northern, C.P.S.S., and P.S.N.Co. Includes times and fares.

Footnotes for Pages 39 and 40. Includes information about daily trips, connecting services, and arrival/departure times.

ROUND TRIP RAIL FARES

Large table of round trip rail fares. Columns include 'TO' (destination) and 'FROM' (origin). Rows list various cities like Los Angeles, San Francisco, Portland, Spokane, etc. Includes times and fares.

Do You Know About Our Prepaid Ticket Order Plan?

- We have a plan whereby you may purchase, at your railroad station, an order for railroad service, to be used by a member of your family, or any other person you may designate, at some distant station.
• This service offers a particularly safe and convenient way of providing tickets and other railroad service to students returning home at holiday and vacation time.
• These prepaid orders may include railroad tickets, sleeping and parlor car tickets, and cash for meals and other incidentals. Your railroad agent will handle them for you — by telegraph if necessary — and they will be delivered without service charge to any person you may specify, in the United States or Canada.

UNION PACIFIC RAILROAD

† From Minneapolis First Class fare 32 cents lower, Coach Class fare 25 cents lower. \* Applies one way via Omaha and one way via Northern Lines. ° Via Kansas City, Mo. ° Via Chicago, Ill. ° Applies to Los Angeles and San Diego. Fares to San Francisco slightly higher. ° Fare to Ogden slightly lower. ° Fare to Walla Walla slightly lower. † To Spokane only. \* Applies only to Portland. Fares to Tacoma or Seattle slightly higher. † From Minneapolis first class 15 cents higher, coach 5 cents higher.

# PULLMAN SLEEPING CAR RATES

These rates are compiled from current Pullman Co. tariffs and published as a convenience for patrons. Effective April 19, 1950, and subject to change without notice.

Rates between Points of Service Shown below. Charges Shown Do Not Include Federal Tax.

See Page 43 for Rates for Upper Berths, Drawing Rooms, Compartments, Bedrooms, Roomettes, etc., Based on Applicable Lower Berth

Chicago	St. Paul Minneapolis	Co. Bluffs Omaha	St. Louis	Kansas City	Denver	BETWEEN		Salt Lake City	Butte	Portland	Seattle Tacoma	Los Angeles	San Francisco
Double Lower Standard Berth	Double Lower Standard Berth	Double Lower Standard Berth	Double Lower Standard Berth	Double Lower Standard Berth	Double Lower Standard Berth	AND		Double Lower Standard Berth	Double Lower Standard Berth	Double Lower Standard Berth	Double Lower Standard Berth	Double Lower Standard Berth	Double Lower Standard Berth
\$15.25	\$*15.50	\$12.00	\$15.25	\$12.60	\$ 9.25	Boise ..... Ida.		\$ 4.10	\$ 5.35	\$ 5.35	\$06.95	\$ A10.95	\$*11.85
8.65	10.65	12.00	10.05	12.00	16.50	Boston ..... Mass.		19.65	25.15	25.15	25.15	25.75	25.75
12.85	*13.55	10.05	12.60	10.65	8.90	Butte ..... Mont.		4.80	7.50	7.50	P 7.50	11.15	11.15
15.50	\$14.45	12.25	15.25	13.10	8.90	Cedar City ..... Utah		3.50	*8.30	*12.15	*13.55	6.00	G*10.10
9.25	8.65	5.70	9.25	7.20		Cheyenne ..... Wyo.		5.70	7.50	12.60	12.60	12.60	12.60
9.25	3.50	4.10	3.50	4.10	9.25	Chicago ..... Ill.		12.60	12.85	18.25	18.25	18.25	18.25
D12.60	D*13.55	D10.05	D12.60	D10.65	D 7.20	Denver ..... Colo.		6.60	8.90	12.85	12.85	13.40	13.40
4.10	5.05	3.50	3.50	3.50	5.70	Idaho Falls ..... Ida.		3.50	3.50	7.50	R 8.90	9.50	10.40
14.45	13.95	11.15	14.45	11.75	8.35	Kansas City ..... Mo.		10.65	10.65	15.75	15.75	15.75	15.75
16.05	15.75	13.40	16.05	14.20	10.40	Ketchum (Sun Valley) ..... Ida.		3.80	4.45	6.60	M 8.35	10.65	10.65
16.05	*16.90	13.40	*17.45	13.95	12.00	Las Vegas ..... Nev.		4.80	8.65	*13.45	*14.85	3.80	G* 7.90
18.25	18.25	15.75	17.50	15.75	13.40	Lewiston ..... Ida.		7.75	3.80	3.80	*15.50	*15.50	H*11.00
15.25	15.00	12.25	15.25	12.85	8.90	Los Angeles ..... Cal.		7.75	11.15	L10.40	E11.75		L 4.10
3.50		3.50	5.05	5.05	8.65	Lund ..... Utah		3.50	6.95	*12.15	*13.55	5.70	G* 9.80
7.75	10.65	11.15	9.25	11.15	15.75	Minneapolis ..... Minn.		12.60	*13.55	*19.25	*19.25	18.25	18.25
12.60	12.60	10.05	12.60	10.65	6.60	New York ..... N. Y.		18.85	19.10	25.15	25.15	25.15	25.15
15.75	*16.90	13.40	15.25	13.95	10.65	Ogden ..... Utah		4.10	4.10	8.35	K10.05	7.75	7.75
7.20	10.05	10.65	8.65	10.65	15.25	Omaha-Council Bluffs ..... Mo.		10.05	10.05	15.75	15.75	15.75	15.75
12.60	*13.55	10.05	12.60	10.65	6.60	Pendleton ..... Ore.		6.60	6.00	3.50	N 4.80	A13.10	H*10.70
18.25	18.25	15.75	17.50	15.75	12.85	Philadelphia ..... Pa.		18.25	18.50	24.30	24.30	24.30	24.30
16.80	16.50	13.95	16.80	15.00	11.15	Pocatello ..... Ida.		3.50	3.50	7.20	8.65	8.90	10.40
18.25	18.25	15.75	17.50	15.75	12.60	Portland ..... Ore.		8.65	7.50	7.20	3.50	L10.40	L 7.20
12.60	12.60	10.05	12.60	10.65	6.60	Reno ..... Nev.		5.70	9.25	L 6.95	F 8.35	L 4.10	L 3.50
18.25	18.25	15.75	17.50	15.75	13.40	Sacramento ..... Cal.		7.20	10.65	4.80	8.65	7.75	7.75
13.95	13.95	10.65	13.95	11.15	12.85	Salt Lake City ..... Utah		7.75	4.80	8.65	10.05	7.75	7.75
15.75	*16.90	13.40	15.25	13.95	12.00	San Francisco ..... Cal.		7.75	11.15	L 7.20	C 8.65	L 4.10	
3.50	5.05	4.10	3.50	3.50	8.65	Seattle ..... Wash.		10.05	P 7.50	3.50	H11.75	H 8.65	
14.45	13.95	11.15	14.45	11.75	8.35	Shoshone ..... Ida.		3.50	3.80	6.60	B 7.75	10.05	10.65
18.25	*19.25	15.75	17.50	15.75	12.85	Sioux City ..... Ia.		10.05	*13.55	15.75	15.75	15.75	15.75
12.60	*13.55	10.05	12.60	10.65	8.65	Spokane ..... Wash.		8.65	P 4.10	4.10	P 4.10	A13.65	H10.65
15.75	*16.90	13.40	15.25	13.95	11.50	St. Louis ..... Mo.		12.60	*12.60	*17.50	*17.50	*17.50	*17.50
7.20	10.05	10.65	7.75	10.05	14.45	St. Paul ..... Minn.		12.60	*13.55	19.25	*19.25	18.25	18.25
D12.60	*13.55	D10.05	D12.60	D10.65	D 8.65	Sun Valley (Ketchum) ..... Ida.		3.80	4.45	6.60	M 8.35	10.65	10.65
						Tacoma ..... Wash.		10.05	P 7.50	3.50	H11.15	H 8.35	H 8.35
						Victor ..... Ida.		3.50	3.50	8.90	8.90	10.40	*11.25
						Walla Walla ..... Wash.		7.20	* 9.20	3.50	* 7.00	13.65	H*10.70
						Washington ..... D. C.		18.25	18.50	24.30	24.30	23.75	23.75
						West Yellowstone ..... Mont.		3.50	3.50	8.90	8.90	10.40	10.40

Lower Standard Berth Rate Between Las Vegas, Nevada and Cedar City, Utah, \$3.50

- (A) Via Salt Lake City and Pocatello. \* Made combination of fares.
  - (B) From Tacoma, lower standard berth, \$7.50.
  - (C) Via Southern Pacific Company and Portland. From Tacoma lower standard berth, \$8.35.
  - (D) Also applies via Ogden. Where through car is operated via Salt Lake City charge for side trip Ogden to Salt Lake City and return with privilege of occupying car at Salt Lake City during one-half day's stop-over is \$1.15. When change of cars is necessary and passengers transfer at Salt Lake City instead of Ogden there is no charge for the side trip.
  - (E) Via Southern Pacific Company and Portland. From Tacoma, lower standard berth, \$11.15.
  - (F) Via Southern Pacific Company and Portland. From Tacoma, lower standard berth, \$7.75.
  - (G) Via Los Angeles. (H) Via Southern Pacific Company and Portland.
  - (K) From Tacoma, lower standard berth, \$9.50.
  - (L) Via Southern Pacific Company.
  - (M) From Tacoma, lower standard berth, \$7.75.
  - (N) From Tacoma, lower standard berth, \$4.10.
  - (P) Via Direct Lines. (Q) From Tacoma, lower standard berth \$6.60.
  - (R) From Tacoma, lower standard berth \$8.65.
  - (S) From Minneapolis, lower standard berth \$15.00.
- Berth rates to and from Cheyenne, Denver and west apply via Omaha or via Kansas City.

⊗ Rates effective and service available only during Park Summer Season.

Bedroom Rates: Bedrooms are available on most Union Pacific trains, including the Streamliner trains. See equipment pages 6 to 19 inclusive. Double bedrooms have upper and lower berths. Duplex-Single Bedrooms have only one berth. (See table on opposite page). When occupied by one person, only one rail ticket required.

Exclusive Space Occupancy by One Person: One and one-fourth railroad tickets must be purchased for exclusive use of drawing-room; one and one-tenth tickets for compartment. If Streamliner "City of Los Angeles" or "City of San Francisco" is used, one and one-tenth first class special service charge tickets are required for exclusive occupancy of a compartment, and one and one-fourth first class special service charge tickets for exclusive occupancy of a drawing-room. These tickets are in addition to the regular rail and Pullman tickets. Exception: Only one rail ticket is required for use of a compartment between Chicago, Ill., and Butte, Mont., or Pendleton, Ore., and points north and west thereof (also West Yellowstone, Mont., and Victor, Idaho).

# Table of Rates for Various Accommodations in Standard Pullman Sleeping Cars Effective December 6, 1949

(Charges shown do not include federal tax)

Where Lower Berth Rate is	Upper Berth Rate is	Room-ette for one Person is	Duplex Single Room for one Person is	Bed Room for one Person is	Bed Room for two Persons is	Bed R'm Suite for two or more Persons is	Com-partm't for one Person is	Com-partm't for two Persons is	Drawing Room for one Person is	Drawing Room for two Persons is
3.50	2.60	4.85	5.50	6.65	7.70	13.30	7.90	9.60	10.50	13.30
3.80	2.90	5.30	6.10	7.20	8.35	14.40	8.55	10.90	11.40	14.40
4.10	3.10	5.75	6.60	7.80	9.00	15.60	9.25	11.55	12.30	15.60
4.45	3.40	6.20	7.10	8.45	9.80	16.90	10.00	12.85	13.35	16.90
4.80	3.60	6.65	7.55	9.10	10.55	18.20	10.80	13.45	14.40	18.20
5.05	3.85	7.15	8.05	9.60	11.10	19.20	11.35	14.15	15.15	19.20
5.35	4.10	7.50	8.60	10.15	11.75	20.30	12.05	15.40	16.05	20.30
5.70	4.30	7.95	9.10	10.85	12.55	21.70	12.85	16.00	17.10	21.70
6.00	4.60	8.40	9.60	11.40	13.20	22.80	13.50	17.25	18.00	22.80
6.25	4.80	8.80	10.05	11.90	13.75	23.80	14.05	17.85	18.75	23.80
6.60	5.00	9.20	10.50	12.55	14.50	25.10	14.85	18.40	19.80	25.10
6.95	5.25	9.65	11.00	13.20	15.30	26.40	15.65	19.60	20.85	26.40
7.20	5.45	10.05	11.50	13.70	15.85	27.40	16.20	20.20	21.60	27.40
7.50	5.70	10.45	12.00	14.25	16.50	28.50	16.90	21.40	22.50	28.50
7.75	5.90	10.85	12.45	14.75	17.05	29.50	17.45	21.90	23.25	29.50
8.10	6.10	11.25	12.80	15.40	17.80	30.80	18.25	22.50	24.30	30.80
8.35	6.35	11.75	13.35	15.85	18.35	31.70	18.80	23.70	25.05	31.70
8.65	6.55	12.10	13.80	16.45	19.05	32.90	19.45	24.20	25.95	32.90
8.90	6.80	12.50	14.30	16.90	19.60	33.80	20.05	25.40	26.70	33.80
9.25	7.00	12.95	14.75	17.60	20.35	35.20	20.80	26.05	27.75	35.20
9.50	7.20	13.35	15.20	18.05	20.90	36.10	21.40	26.55	28.50	36.10
9.80	7.45	13.70	15.70	18.60	21.55	37.20	22.05	27.75	29.40	37.20
10.05	7.65	14.15	16.10	19.10	22.10	38.20	22.60	28.30	30.15	38.20
10.40	7.90	14.50	16.60	19.75	22.90	39.50	23.40	29.45	31.20	39.50
10.65	8.10	14.85	17.00	20.25	23.45	40.50	23.95	29.95	31.95	40.50
10.95	8.30	15.30	17.45	20.80	24.10	41.60	24.65	30.50	32.85	41.60
11.15	8.55	15.65	17.90	21.20	24.55	42.40	25.10	31.65	33.45	42.40
11.50	8.70	16.05	18.35	21.85	25.30	43.70	25.90	32.15	34.50	43.70
11.75	8.95	16.45	18.75	22.35	25.85	44.70	26.45	33.30	35.25	44.70
12.05	9.15	16.80	19.20	22.80	26.40	45.60	27.00	33.80	36.00	45.60
12.25	9.35	17.15	19.60	23.30	26.95	46.60	27.55	34.30	36.75	46.60
12.60	9.55	17.60	20.10	23.95	27.70	47.90	28.35	35.45	37.80	47.90
12.85	9.75	17.95	20.50	24.40	28.25	48.80	28.90	36.00	38.55	48.80
13.10	10.00	18.35	21.00	24.90	28.80	49.80	29.50	37.15	39.30	49.80
13.40	10.20	18.75	21.35	25.45	29.50	50.90	30.15	37.65	40.20	50.90
13.65	10.35	19.10	21.80	25.95	30.05	51.90	30.70	38.20	40.95	51.90
13.95	10.60	19.50	22.25	26.50	30.70	53.00	31.40	39.30	41.85	53.00
14.20	10.80	19.85	22.65	27.00	31.25	54.00	31.95	39.75	42.60	54.00
14.45	11.00	20.25	23.15	27.45	31.80	54.90	32.50	40.85	43.35	54.90
14.75	11.20	20.65	23.55	28.05	32.45	56.10	33.20	41.40	44.25	56.10
15.00	11.40	20.95	23.90	28.50	33.00	57.00	33.75	41.85		