

# TRAFFIC REPRESENTATIVES . . . UNION PACIFIC RAILROAD

ABERDEEN, WASH.—3 Union Passenger Station, K and River Sts.— Phone 1046  
 G. H. JACKA . . . . . General Agent  
 ALHAMBRA, CALIF.—City Tkt. Office, 51 S. Garfield Av. — Phone Atlantic 18763  
 A. L. GETMAN . . . . . (or Phone Cumberland 38624) . . . . . Ticket Agent  
 ASTORIA, ORE.—433 Commercial St.— Phone 304  
 FLOYD C. FOSTER . . . . . Traveling Freight and Passenger Agent  
 ATLANTA 3, GA.—1432 Healey Building— Phone LAmar 6281  
 F. S. SMITH . . . . . General Agent  
 BEND, ORE.—1054 Bond St.— Phone 63  
 H. D. ATHON . . . . . General Agent  
 BIRMINGHAM 3, ALA.—701 Brown-Marx Building— Phone 7-1837  
 J. E. PILON . . . . . District Freight and Passenger Agent  
 BOISE, IDAHO—City Ticket Office, Idaho Bldg., 212 No. 8th St.— Phone 414  
 KAY L. JOHNSON . . . . . General Agent  
 BOSTON 8, MASS.—208 Old South Bldg., 294 Washington St.—  
 M. W. COONERTY . . . . . (Phone Hubbard 2-6380) . . . . . General Agent  
 BREMERTON, WASH.—Consolidated Ticket Office, 228 First St.— Phone 722  
 S. S. HARVEY . . . . . Ticket Agent  
 BUTTE, MONT.—609 Metals Bank Bldg., 8 West Park Street— Phone 22389  
 J. D. FORD . . . . . General Agent  
 Consolidated Ticket Office—2 North Main Street— Phone 3276  
 D. E. WILDER . . . . . Ticket Agent  
 CHEYENNE, WYO.—City Ticket Office, 120 W. 16th St.— Phone 4421  
 C. E. ASTLER . . . . . General Agent  
 CHICAGO 3, ILL.—11 South LaSalle Street at Madison— Phone RAndolph 6-0141  
 D. H. VOLTZ . . . . . Traffic Manager  
 C. A. POLLOCK . . . . . General Freight Agent  
 M. R. BRYAN . . . . . General Agent, Freight Department  
 City Ticket Office, 1 South LaSalle Street—  
 JOHN C. POLLOCK . . . . . (Phone RAndolph 6-0141) . . . . . General Passenger Agent  
 CINCINNATI 2, OHIO—303 Dixie Term. Bldg., 4th & Walnut Sts.—Phone Main 0144  
 F. B. SWOPE . . . . . General Agent  
 CLEVELAND 13, OHIO—1407 Terminal Tower, 50 Public Square—  
 G. A. BROWN . . . . . (Phone Main 1-3070) . . . . . General Agent  
 COUNCIL BLUFFS, IA.—Union Pacific Transfer Depot— Phone 6134  
 W. M. CALHOUN . . . . . Freight and Passenger Agent  
 DALLAS 1, TEXAS—2108 Mercantile Bank Bldg.— Phone River Side 1778  
 CARROLL M. BROWN . . . . . General Agent  
 DENVER 2, COLO.—City Ticket Office, 535 17th Street— Phone Keystone 4141  
 P. F. ECHELE . . . . . Traffic Manager  
 M. A. LIGHT . . . . . General Freight Agent  
 K. N. MIDDLEKAUFF . . . . . General Agent, Passenger Department  
 DES MOINES 9, IOWA—407 Equitable Bldg., 6th & Locust Sts.— Phone 3-0683  
 EUGENE R. FIELD . . . . . General Agent  
 DETROIT 26, MICH.—612 Book Building, 1249 Washington Boulevard—  
 C. J. STEGEMAN (Phone Woodward 1-7794) . . . . . Traffic Manager  
 EAST LOS ANGELES, CALIF.—5454 Ferguson Drive— Phone Angelus 6509  
 J. J. WALKER . . . . . Ticket Agent  
 EUGENE, ORE.—201 Ardel Offices, 33 East 10th Ave.— Phone 4440  
 ALAN B. TAYLOR . . . . . General Agent  
 FRESNO 1, CALIF.—207 Rowell Bldg., Tulare St. and Van Ness Ave.—Phone 4-6671  
 H. G. PELLETIER . . . . . General Agent  
 GERING, NEBR.—Union Pacific Station— Phone 35  
 F. M. PURNELL . . . . . General Agent  
 GLENDALE 3, CALIF.—City Ticket Office, 404½ North Brand Boulevard—  
 W. A. SHOOK (Phone Citrus 1-2174 or Chapman 5-1370) . . . . . General Agent  
 HOLLYWOOD 28, CALIF.—City Ticket Office, 6702 Hollywood Blvd.—  
 V. J. SCHMITTROTH (Ph. Hillside 0221) Gen'l Agt., Passenger Department  
 HUNTINGTON PARK, CALIF.—City Ticket Office, 7002 Pacific Blvd.—  
 R. H. LUND . . . . . (Phone Kimball 9281) . . . . . Passenger Agent  
 KANSAS CITY 6, MO.—200 Waldheim Bldg., 6 East Eleventh St.—Ph. Victor 6530  
 D. R. ALEXANDER . . . . . General Freight and Passenger Agent  
 L. G. STAHL . . . . . General Agent, Freight Department  
 City Ticket Office—2 East Eleventh Street—  
 E. E. SWANSON (Phone Victor 6530) . . . . . General Agent, Passenger Department  
 LAS VEGAS, NEV.—Union Pacific Station— Phone 1120  
 R. A. BLONDE . . . . . Special Representative  
 LEWISTON, IDAHO—Room 7, Union Depot— Phone 1163  
 H. J. BERGER . . . . . General Agent  
 LINCOLN 8, NEBR.—City Ticket Office, 130 So. 13th St.— Phone 2-6517  
 A. H. GENGE . . . . . General Agent  
 LONG BEACH 2, CALIF.—City Ticket Office, 144 Pine Avenue— Phone 7-2931  
 H. J. DeLACY . . . . . General Agent  
 LONGVIEW, WASH.—  
 C. J. LOLCOMA, Freight Station, Phone 818— . . . . . General Agent  
 C. F. HEATH, Ticket Office, 1225 Broadway, Phone 815— . . . . . Ticket Agent  
 LOS ANGELES 14, CALIF.—Union Pacific Bldg., 422 W. 6th Street—  
 W. T. PRICE (Phone Trinity 9211) . . . . . Traffic Manager  
 GAYLORD F. ALLEN . . . . . Assistant Traffic Manager  
 C. H. SALTMARSH . . . . . General Passenger Agent  
 E. C. RASMUSSEN . . . . . General Freight Agent  
 Union Pacific Building—608 So. Olive Street— Phone Trinity 9211  
 C. F. HALLSMAN . . . . . General Agent, Passenger Department  
 W. F. NASH—610 So. Olive Street— . . . . . General Agent, Freight Department  
 MEMPHIS 3, TENN.—1137 Sterick Bldg.—8 North Third St.— Phone 8-6220  
 G. E. ROTHROCK . . . . . General Agent  
 MILWAUKEE 3, WIS.—814 Warner Bldg., 212 W. Wisconsin Ave.—  
 K. T. MÜNDEMANN . . . . . (Phone Marquette 8-7833) . . . . . General Agent  
 MINNEAPOLIS 2, MINN.—890 Northwestern Bank Bldg., 620 Marquette Ave.—  
 EMIL W. MAU . . . . . (Phone Main 2451) . . . . . General Agent  
 NEW ORLEANS 12, LA.—504 Canal Bldg., 210 Baronne Street—  
 D. V. RICKSON . . . . . (Phone Canal 2274) . . . . . General Agent

NEW YORK 20, N.Y.—626 Fifth Ave., Suite 350, Rockefeller Center—  
 H. L. LAUBY . . . . . (Phone Circle 6-4900) . . . . . Eastern Traffic Manager  
 RHEES FIFE . . . . . (Phone Circle 6-4900) General Agent, Passenger Department  
 H. C. YERGER . . . . . (Phone Circle 6-4908) . . . . . General Agent, Freight Department  
 OAKLAND 12, CALIF.—215 Central Bank Bldg., 436 14th St. Phone Glencourt 1-5576  
 L. M. LAYNE . . . . . General Agent  
 OGDEN, UTAH—City Ticket Office, Ben Lomond Hotel Bldg.— Phone 5533  
 J. F. BAKER . . . . . General Agent  
 OMAHA 2, NEBR.—City Ticket Office—Corner 15th & Dodge Streets—  
 WALTER CONREY (Phone Jackson 5822) Gen'l Agent, Passenger Department  
 R. A. FORAL . . . . . General Agent, Freight Department  
 City Ticket Office—1614 Farnam Street— Phone Jackson 5822  
 W. W. NEILL . . . . . Ticket Agent  
 PASADENA 1, CALIF.—Un.Pac.Station, 205 W. Colorado St.—Ph. Sycamore 2-4107  
 L. A. WIRGLER . . . . . General Agent  
 PHILADELPHIA 2, PA.—904 Girard Trust Bldg., Broad St. & So. Penn Sq.—  
 MORTON MANN (Phone Rittenhouse 6-2170) . . . . . General Agent  
 PITTSBURGH 22, PA.—1419 Oliver Bldg., Smithfield Street and Sixth Avenue—  
 SAM REINHARDT (Phone Atlantic 1-0860) . . . . . General Agent  
 POCATELLO, IDAHO—Union Pacific Passenger Station— Phone 208  
 R. A. ANDERSON . . . . . General Agent  
 POMONA, CALIF.—Union Pacific Passenger Station— Phone Lycoming 2-3561  
 E. C. MALLON . . . . . Passenger and Freight Traffic Agent  
 PORTLAND 5, ORE.—751 Pittock Block— Phone Broadway 7771  
 C. W. EVERS . . . . . Traffic Manager  
 J. C. CUMMING . . . . . General Passenger Agent  
 T. J. DOWD . . . . . General Freight Agent  
 DON SUTHERLAND . . . . . General Agent, Freight Department  
 City Ticket Office—701 S. W. Washington Street— Phone Broadway 7771  
 N. B. FALLAS . . . . . General Agent, Passenger Department  
 RENO, NEV.—209 American Building, 131 West 2nd St.— Phone 4831  
 J. D. MALEFYT . . . . . General Agent  
 RIVERSIDE, CALIF.—Union Pacific Pass. Station, 7th & Vine Sts.— Phone 626  
 J. L. BRECHIN . . . . . General Agent  
 ST. JOSEPH 2, MO.—City Ticket Office, 516 Francis Street— Phone 2-5435  
 F. F. ROBINSON . . . . . General Freight and Passenger Agent  
 ST. LOUIS 1, MO.—1223-Ambassador Bldg., 411 North 7th St.—Phone Chestnut 7752  
 T. W. GURSKY . . . . . General Agent  
 SACRAMENTO 14, CALIF.—217 Forum Bldg., 1107 Ninth St.— Phone 2-1025  
 F. A. FOX . . . . . General Agent  
 SALINA, KANS.—Third and Ash Streets— Phone 297  
 J. M. BROWN . . . . . General Agent  
 SALT LAKE CITY 1, UTAH—Union Pacific Bldg., 10 So. Main St.— Phone 3-1544  
 J. W. PADDEN . . . . . Traffic Manager  
 A. G. BLOOM . . . . . General Passenger Agent  
 City Ticket Office—Hotel Utah, Main and So. Temple Streets— Phone 3-1544  
 W. J. THOMAS . . . . . General Agent, Passenger Department  
 F. L. MORGAN . . . . . General Agent, Freight Department  
 SAN DIEGO 1, CALIF.—City Ticket Office, 320 Broadway—Phone Franklin 7241  
 H. G. LARIMER . . . . . General Agent  
 SAN FRANCISCO 2, CALIF.—291 Geary Street— Phone Garfield 1-6030  
 H. A. LAWRENCE . . . . . Traffic Manager  
 B. P. COSTELLO . . . . . General Agent, Freight Department  
 City Ticket Office—Geary at Powell Street— Phone Garfield 1-6030  
 H. W. HICKS . . . . . General Passenger Agent  
 SAN JOSE 7, CALIF.—206 1st Nat. Bk Bldg., Santa Clara & 1st Sts.—Ph. Cypress 2-3878  
 E. A. COONS . . . . . General Agent  
 SAN PEDRO, CALIF.—City Ticket Office, 805 So. Pacific Avenue—  
 J. V. CONNETT . . . . . (Phone Terminal 2-7531) . . . . . General Agent  
 SANTA ANA, CALIF.—City Ticket Office, 305 North Main Street—  
 WALTER DITTMER . . . . . (Phone Kimberly 23979) . . . . . General Agent  
 SANTA MONICA, CALIF.—City Ticket Off., 307 Santa Monica Blvd.—Phone 51213  
 W. A. CHENEY . . . . . General Agent  
 SEATTLE 4, WASH.—204 Union Sta., 4th Ave. & Jackson St.— Phone Elliott 6933  
 H. M. WEST . . . . . Assistant Traffic Manager  
 P. A. AULENBACHER . . . . . General Agent, Freight Department  
 City Ticket Office—1300 Fourth Avenue at University, Seattle 1—  
 A. L. IVES (Phone Elliott 6933) . . . . . General Agent, Passenger Department  
 SIOUX CITY 9, IOWA—405 Commerce Bldg., 520 Neb. St.— Phone 5-3328  
 J. F. TURRENTINE . . . . . General Agent, Freight Department  
 SPOKANE 8, WASH.—City Ticket Office—727 Sprague Ave., Corner Post St.—  
 J. R. LIVSEY . . . . . (Phone Main 4121) . . . . . General Agent  
 STOCKTON 6, CALIF.—City Ticket Office, 11 So. San Joaquin St.—Phone 2-3931  
 V. J. CHRISTENSEN . . . . . District Freight and Passenger Agent  
 SUN VALLEY, IDAHO— Phone Sun Valley 3311  
 R. E. BERNER . . . . . Transportation Agent  
 TACOMA 2, WASH.—City Ticket Office, 114 So. Ninth St.— Phone Broadway 2275  
 F. G. ROTHWELL . . . . . General Agent  
 TORONTO, ONT.—201-2 Canadian Pacific Bldg., 69 Yonge St.— Phone Elgin 7239  
 W. W. FREIGHTON . . . . . General Agent  
 TULSA 3, OKLA.—823 Kennedy Bldg., 321 South Boston St.— Phone 2-6859  
 L. B. BRADLEY . . . . . General Agent  
 WALLA WALLA, WASH.—1st Natl. Bank Bldg., 2nd & Alder Sts.— Phone 30  
 J. H. CUNNINGHAM . . . . . General Agent  
 WASHINGTON 5, D. C.—600 Shoreham Bldg., 15th and H Sts., N. W.—  
 R. T. PAYNE . . . . . (Phone Republic 0600) . . . . . General Agent  
 WINSTON-SALEM 3, N. C.—632 Reynolds Bldg., 4th and Main Sts.—Phone 2-4831  
 D. R. WALKER . . . . . Traveling Freight and Passenger Agent  
 YAKIMA, WASH.—Union Pacific Building, 104 W. Yakima Ave.— Phone 4131  
 V. E. BUCHANAN . . . . . General Agent

July 1, 1950

July 1, 1950


# UNION PACIFIC RAILROAD

## TIME TABLES



# UNION PACIFIC RAILROAD

## TIME TABLES



C. J. COLLINS  
 General Passenger Traffic Manager  
 OMAHA 2, NEBR.

W. T. BURNS, Vice-President—Traffic  
 OMAHA 2, NEBRASKA

J. R. MacANALLY  
 General Freight Traffic Manager  
 OMAHA 2, NEBR.

# TABLE OF CONTENTS

Section	Page	Section	Page
Index to Union Pacific Stations.....	3 to 5	Connecting Bus Lines Service.....	38
Equipment of Through Trains.....	6 to 19	Address of Principal Union Pacific Stations.....	38
Condensed Train Schedules.....	6 to 19	Railroad Fares.....	41
Complete Train Schedules.....	20 to 37	Pullman Sleeping Car Charges.....	42 and 43
Map of Union Pacific and Connecting Lines.....	22 and 23	Special Service Charges.....	43
Connecting Rail Lines Service.....	28, 39 and 40	Union Pacific Representatives.....	Back Cover

## INFORMATION

Miles shown on mile posts read westward from Council Bluffs, Iowa. Miles shown herein are from Omaha, Nebraska. (Variance approximately 3 miles.)

Time from midnight to noon inclusive, is indicated by light face type; **from noon to midnight inclusive, by dark face type.**

Any person who, because of mental, physical or other disability, is incapable of properly caring for himself or herself, will be received as a passenger ONLY when accompanied by a competent attendant.

Air-conditioned cars and individual seat coaches have been assigned to regular sections of most trains. Every effort is made to maintain this service, but operation of non-air-conditioned cars and non-individual seat coaches may be necessary on occasions due to emergencies.

On trains that carry chair car porters, there is no charge for the services of the porter. He will, however, collect a nominal charge for pillows.

Children under 5 years of age ride free, when accompanied by parent or guardian; 5 years of age and under 12, pay one-half fare; 12 years of age and over, pay full fare.

Should any question or difference of understanding arise with agents or conductors as to proper fare or ticket privileges, please pay fare requested, take receipt, and communicate with General Passenger Traffic Manager, Omaha 2, Nebr.

Tickets unused or partly used, will be redeemed under tariff regulations at proper value. Consult any Union Pacific office or write to Gen'l Passenger Traffic Mgr., Omaha 2, Nebr.

Stopovers are permitted at all points within final limit of tickets by notifying conductor.

Many attractive side trips and optional routes are available. Ask your local Agent or any Union Pacific representative for details.

Tickets reading via Union Pacific Railroad will be honored by Overland Greyhound Bus Lines between any two points between which those two companies jointly operate.

You are requested to purchase your tickets before boarding the train.

At Chicago the Parmelee coupon on a through railroad ticket entitles the holder, without additional charge, to have himself and hand luggage transferred in a Parmelee car from his incoming to his outgoing station or to a downtown destin-

ation. Or, when there is at least a 3-hour interval between arrival of train in Chicago and scheduled departure time from outgoing station, Parmelee will transfer such luggage to the passenger's outgoing station where it can be claimed at the parcel check room. The only cost is the usual parcel checking fee, 15 cents for each bag or parcel.

It is desirable to mark or tag each piece of baggage (for easy identification) with your name and address and, in addition, place your name and permanent address inside each piece, whether it is checked or carried with you on the train. Ask Ticket or Baggage Agent for free address labels.

For the convenience and comfort of themselves and others, passengers are requested to check their hand baggage whenever possible, except that actually needed for personal use enroute. No responsibility is assumed for unchecked articles left in stations, on platforms or in cars.

Checkable baggage consists of wearing apparel, toilet articles and such personal effects as the passenger may need for use on the trip.

Money, jewelry, negotiable papers, liquids, fragile or perishable articles, radios, typewriters, dishes and household goods must not be included in checked baggage.

One hundred and fifty (150) pounds of baggage, not exceeding one hundred dollars (\$100.00) in value, may be checked free on each adult ticket, and one-half those amounts in connection with half-fare tickets.

Passengers have the privilege of declaring additional value on checked baggage, not to exceed \$2500.00, upon payment of a nominal charge. Consult Baggage Agent.

Dogs or other small household pets will be transported in baggage cars, subject to tariff regulations, or they may be taken into room accommodations when in suitable containers and subject to Pullman Company regulations. Ask your Agent for full details.

No single piece of baggage, exceeding 300 pounds in weight, 72 inches in greatest dimension, or single shipments in excess of \$2500.00 in value, will be checked.

In case of lost articles, communicate with Manager, Mail, Baggage & Express Traffic, Omaha 2, Nebr.

Union Pacific Railroad is not responsible for errors in time tables, loss of time, inconvenience or damage resulting from delayed trains, or failure to make connections. Schedules, consists and designations of trains shown in this folder are subject to change without notice.

# INDEX OF CONDENSED THROUGH TIME TABLES

BETWEEN AND	TABLE	BETWEEN AND	TABLE	BETWEEN AND	TABLE
Chicago—		St. Louis—		Salt Lake City, Cedar City, Las Vegas, Pasadena, Los Angeles.....	A—D
Omaha.....	A	Kansas City		Reno, San Francisco.....	B—E
Los Angeles, Pasadena, Las Vegas, Cedar City, Salt Lake City, Ogden, Cheyenne.....	A	Sun Valley, Boise, Portland, Tacoma, Seattle.....	F	Boise, Portland, Tacoma, Seattle.....	C—U
San Francisco, Reno, Ogden, Cheyenne.....	B	Spokane.....	L	Denver.....	H
Seattle, Tacoma, Portland, Boise, Sun Valley.....	C	West Yellowstone, Victor.....	O	West Yellowstone, Victor, Butte	R
Denver, North Platte.....	G	Minneapolis.....		Spokane.....	T
Spokane.....	K	Los Angeles, Pasadena, Las Vegas, Cedar City, Salt Lake City, Ogden.....	A	Sun Valley.....	U—V
West Yellowstone, Victor.....	O	San Francisco, Reno, Ogden..	B	Sun Valley... Los Angeles.....	V
Denver.....		Denver, Cheyenne, No. Platte.	G	Seattle..... Tacoma, Portland..	Z
St. Louis—		Denver.....	H	San Francisco, Los Angeles..	Y
Kansas City, Denver, Ogden, Salt Lake, Cedar City, Las Vegas, Pasadena, Los Angeles.....	D & H	Salt Lake City, Ogden.....	H	Spokane..... Portland, Yakima.....	W
Reno, San Francisco.....	E	Cedar City, Las Vegas, Los Angeles, Pasadena.....	D	San Francisco, Los Angeles..	X
		Reno, San Francisco.....	E		
		Sun Valley, Boise, Portland, Tacoma, Seattle.....	F		
		Spokane.....	L		
		West Yellowstone, Victor.....	O		

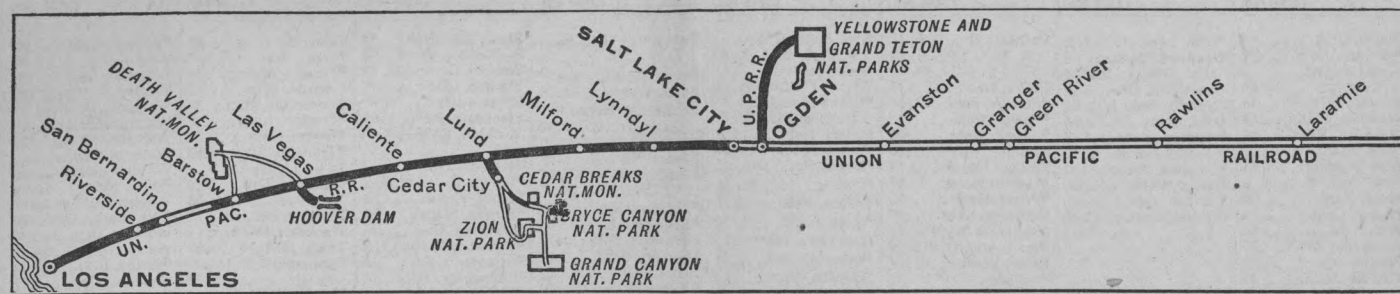
## INDEX TO UNION PACIFIC STATIONS

Each Time Table is numbered. The numbers opposite the Stations are the numbers of the time tables in which the stations are shown. Stations marked **■** are located on Divisions indicated by table numbers, but are not shown in folder tables.

Table No.	Table No.	Table No.	Table No.	Table No.	Table No.	Table No.	Table No.
Aberdeen, Idaho.....56	Arlington, Ore. C, W, 20, 74	Baxter, Wyo.....1, 2	Bond, Mont.....36	■ Bullard, Nebr.....42	Cedar Rapids, Iowa, 1, 2	Cochrane, Kans.....50	Culdesac, Idaho.....77
Aberdeen, Wash.....21	Armstead, Mont. R, 36	Bayard, Nebr., (See So. Bayard).....42	Bonner Springs, Kans.....24, 52	Bunker Hill, Kans.....24	Cedar Rapids, Nebr. 46	Codell, Kans.....28	Culver, Kans.....28
Abilene, Kans. E, H, 24	Armstrong, Wash.....76	Beattie, Kans.....53	Bonneville, Ore.....20	Burley, Ida.....60, 62	Celilo, Ore.....20	Cokeville, Wyo.....20	Culver, Ore.....86
Acequia, Ida.....60, 61	Arnold, Nebr.....43	■ Beatty, Idaho.....20	■ Boone, Nebr.....48	■ Burmah, Idaho.....65	Centennial, Wyo.....33	Colby, Kans.....28	■ Curry, Idaho.....60
■ Acton, Wash.....78	Aroya, Colo.....24	■ Beckwith, Wyo.....20	■ Borah, Idaho.....20	■ Burns, Wyo.....1, 2	Central City, Utah.....31	■ Burns, Wyo.....1, 2	■ Curvo, Utah.....1, 2
Adams, Ore.....84	Arrow, Idaho.....77	■ Belgrade, Nebr.....46	■ Borax, Nev.....33	■ Burns, Ore.....70	Central City, Nebr.....G, 1, 2, 17, 44	■ Burrinston, Utah.....4	■ Cutler, Utah.....4
■ Adelaide, Idaho.....20	■ Ascalon, Colo.....24	Bell, Calif.....8	■ Borah, Utah.....3	■ Butte, Mont.....1, 2, 17, 44	Central Ferry, Wash. 77	■ Bushnell, Nebr.....1, 2	■ Collins, Calif.....3
Adrian, Ore.....64	■ Ash, Wash.....74	Bellevue, Idaho.....69	■ Borden, Utah.....3	Butte, Mont.....R, 36	Centralia, Wash.....Z	■ Buxton, Mont.....36	■ Collins, Idaho.....56
Afton, Calif.....3	■ Ashby, Wash.....74	■ Belmar, Nebr.....42	■ Border, Wyo.....20	■ Buxton, Mont.....36	Chaffee, Wash.....7	■ Byers, Colo.....24	■ Colliery, Idaho.....30
Agate, Colo.....24	Asherville, Kans.....26	■ Beloit, Nebr.....26	■ Borie, Wyo.....1, 2, 30	■ Chapman, Utah.....3	■ Chaffee, Wash.....7	■ Byrnes, Idaho.....57	■ Colliery, Kans.....24
Agnew, Nebr.....44	Ashton, Idaho.....O, R, 36, 39, 40	■ Belt, Idaho.....39, 57	■ Bosler, Wyo.....1, 2	■ Chapman, Kans.....24	■ Chaffee, Wash.....7	■ Byron, Nev.....3	■ Colores, Wyo.....2
■ Aiken, Idaho.....56	Aspen, Wyo.....1, 2	■ Belvidera, Idaho.....67	■ Boulder, Ore.....20	■ Chapman, Wyo.....24	■ Chaffee, Wash.....7	■ Boulder, Wyo.....18	■ Colton, Calif.....3
Aikins, Kans.....52	Assaria, Kans.....27	■ Belvidera, Nebr.....53	■ Boulder City, Nev.....10	■ Chapman, Wyo.....24	■ Chaffee, Wash.....7	■ Boulder, Wyo.....18	■ Colton, Wash.....85
Albany, Wyo.....33	Athens, Ore.....84	■ Bend, Ore.....86	■ Boulder, Utah.....3	■ Chapman, Wyo.....24	■ Chaffee, Wash.....7	■ Boulder, Wyo.....18	■ Colton, Nebr.....1, 2
Albin, Wyo.....42	■ Atkinson, Utah.....32	■ Benicia, Calif.....14	■ Boyd, Nev.....3	■ Chappell, Nebr.....1, 2	■ Chaffee, Wash.....7	■ Boulder, Wyo.....18	■ Colton, Nebr.....1, 2
Albion, Nebr.....48	Atlatia, Wash. 74, 78	■ Bennett, Colo.....24	■ Boyd Lake, Colo.....18	■ Chase, Calif.....3	■ Chaffee, Wash.....7	■ Boulder, Wyo.....18	■ Colton, Nebr.....1, 2
Albion, Wash.....76	Audubon, Calif.....14	■ Bennington, Kans.....26	■ Boyer, Colo.....24	■ Chatelet, Idaho.....79	■ Chaffee, Wash.....7	■ Boulder, Wyo.....18	■ Colton, Nebr.....1, 2
Alda, Nebr.....1, 2, 17	■ Auburn, Calif.....14	■ Benson Jct., Utah.....37	■ Bracken, Nev.....3	■ Chehalis, Wash.....Z, 20, 21	■ Chaffee, Wash.....7	■ Boulder, Wyo.....18	■ Colton, Nebr.....1, 2
Alexander, Ida.....20	■ Auburn, Colo.....17	■ Benton City, Wash.....78	■ Bradley, Idaho.....79	■ Como, Wyo.....1, 2	■ Chaffee, Wash.....7	■ Boulder, Wyo.....18	■ Colton, Nebr.....1, 2
Alexandria, Nebr.....53	■ Auburn, Wash.....20	■ Beowawe, Nev.....14	■ Brady Island, Nebr., 1, 2, 17	■ Conger, Kans.....25	■ Chaffee, Wash.....7	■ Boulder, Wyo.....18	■ Colton, Nebr.....1, 2
■ Alfalfa Center, Nebr.....1, 2	Ault, Colo.....30	■ Berger, Idaho.....60	■ Brainard, Nebr.....44	■ Concrete, Ida.....73	■ Chaffee, Wash.....7	■ Boulder, Wyo.....18	■ Colton, Nebr.....1, 2
Alhambra.....A, D, 3, 7	■ Avon, Utah.....32	■ Berkeley, Calif. B, E, 14	■ Bramwell, Idaho.....67	■ Cooper, Colo.....60	■ Chaffee, Wash.....7	■ Boulder, Wyo.....18	■ Colton, Nebr.....1, 2
Alida, Kans.....25	■ Avon, Utah.....32	■ Berryman, Wash.....80	■ Brant, Calif.....3	■ Cooper, Colo.....60	■ Chaffee, Wash.....7	■ Boulder, Wyo.....18	■ Colton, Nebr.....1, 2
■ Allendale, Idaho.....68	Axtell, Kans.....53	■ Beryl, Utah.....3	■ Bremen, Kans.....53	■ Cooper, Colo.....60	■ Chaffee, Wash.....7	■ Boulder, Wyo.....18	■ Colton, Nebr.....1, 2
Almota, Wash.....77	■ Ayer, Wash. K, L, T, W, X, 74, 76, 77	■ Besslen, Idaho.....20	■ Bridal Veil, Ore.....20	■ Cooper, Colo.....60	■ Chaffee, Wash.....7	■ Boulder, Wyo.....18	■ Colton, Nebr.....1, 2
■ Alpowia, Wash.....77		■ Beverly, Kans.....28	■ Bridgeport, Kans.....27	■ Corinne, Utah.....38	■ Chaffee, Wash.....7	■ Boulder, Wyo.....18	■ Colton, Nebr.....1, 2
■ Altair, Kans.....28		■ Bickel, Idaho.....60	■ Bridger, Wyo.....1, 2	■ Corli, Wash.....39	■ Chaffee, Wash.....7	■ Boulder, Wyo.....18	■ Colton, Nebr.....1, 2
Altamont, Wyo.....1, 2		■ Big Eddy, Idaho.....97	■ Brigham, Utah.....36, 38	■ Corli, Wash.....39	■ Chaffee, Wash.....7	■ Boulder, Wyo.....18	■ Colton, Nebr.....1, 2
■ Amalga, Idaho.....60		■ Biggs, Ore.....20	■ Brighton, Colo.....17, 30	■ Corli, Wash.....39	■ Chaffee, Wash.....7	■ Boulder, Wyo.....18	■ Colton, Nebr.....1, 2
American Falls, Ida.....20		■ Biggs Jct., Ore.....87	■ Broadwater, Nebr.....42	■ Corli, Wash.....39	■ Chaffee, Wash.....7	■ Boulder, Wyo.....18	■ Colton, Nebr.....1, 2
American Fork, Utah.....4		■ Big Springs, Idaho.....39	■ Brookhoff, Nebr.....42	■ Corli, Wash.....39	■ Chaffee, Wash.....7	■ Boulder, Wyo.....18	■ Colton, Nebr.....1, 2
Ames, Ia.....1, 2	■ Bach, Idaho.....36	■ Big Springs, Nebr.....1, 2, 17	■ Brogan, Ore.....70	■ Corli, Wash.....39	■ Chaffee, Wash.....7	■ Boulder, Wyo.....18	■ Colton, Nebr.....1, 2
Ames, Nebr.....1, 2, 17	■ Badger, Nebr.....64	■ Bishop, Wash.....77	■ Brookville, Kans.....24	■ Corli, Wash.....39	■ Chaffee, Wash.....7	■ Boulder, Wyo.....18	■ Colton, Nebr.....1, 2
Amherst, Nebr.....43	■ Bagdad, Colo.....24	■ Black Lake, Idaho.....79	■ Broughton, Kans.....25	■ Corli, Wash.....39	■ Chaffee, Wash.....7	■ Boulder, Wyo.....18	■ Colton, Nebr.....1, 2
■ Amsterdam, Ida.....60	■ Bailey, Ore.....20	■ Black Rock, Utah.....3	■ Brown, Nev.....3	■ Corli, Wash.....39	■ Chaffee, Wash.....7	■ Boulder, Wyo.....18	■ Colton, Nebr.....1, 2
Anaheim, Calif. A, D, 3, 9	■ Baileysville, Kans.....53	■ Black Wolf, Kans.....24	■ Browland, Kans.....25	■ Corli, Wash.....39	■ Chaffee, Wash.....7	■ Boulder, Wyo.....18	■ Colton, Nebr.....1, 2
■ Anan, Nebr.....53	■ Baileysville, Nebr.....42	■ Blackfoot, Ida.....O, R, 36, 56	■ Browning, Utah.....36	■ Corli, Wash.....39	■ Chaffee, Wash.....7	■ Boulder, Wyo.....18	■ Colton, Nebr.....1, 2
■ Anderson, Idaho.....36	■ Baker, Ore.....C, F, T, U, 20	■ Blackfoot, Ida.....O, R, 36, 56	■ Brownson, Nebr., 1, 2	■ Corli, Wash.....39	■ Chaffee, Wash.....7	■ Boulder, Wyo.....18	■ Colton, Nebr.....1, 2
■ Ankeny, Wash.....74	■ Bakersfield, Calif.....15	■ Blackfoot, Ida.....O, R, 36, 56	■ Broxon, Idaho.....20	■ Corli, Wash.....39	■ Chaffee, Wash.....7	■ Boulder, Wyo.....18	■ Colton, Nebr.....1, 2
■ Antelope, Wyo.....1, 2	■ Balch, Calif.....3	■ Blackfoot, Ida.....O, R, 36, 56	■ Brule, Nebr.....1, 2, 17	■ Corli, Wash.....39	■ Chaffee, Wash.....7	■ Boulder, Wyo.....18	■ Colton, Nebr.....1, 2
Apex, Mont.....36	■ Balzac, Colo.....17	■ Blackfoot, Ida.....O, R, 36, 56	■ Brun, Ore.....20	■ Corli, Wash.....39	■ Chaffee, Wash.....7	■ Boulder, Wyo.....18	■ Colton, Nebr.....1, 2
■ Apex, Nev.....3	■ Bancroft, Idaho.....20	■ Blackfoot, Ida.....O, R, 36, 56	■ Bryan, Wyo.....1, 2	■ Corli, Wash.....39	■ Chaffee, Wash.....7	■ Boulder, Wyo.....18	■ Colton, Nebr.....1, 2
■ Appleton, Idaho.....61	■ Banks, Idaho.....67	■ Blackfoot, Ida.....O, R, 36, 56	■ Bryce Canyon Park, Ut. (See Cedar City, Ut)	■ Corli, Wash.....39	■ Chaffee, Wash.....7	■ Boulder, Wyo.....18	■ Colton, Nebr.....1, 2
■ Apple Valley, Ida.....20	■ Bannock, Idaho.....20	■ Blackfoot, Ida.....O, R, 36, 56	■ Buck Creek, Kans. 24	■ Corli, Wash.....39	■ Chaffee, Wash.....7	■ Boulder, Wyo.....18	■ Colton, Nebr.....1, 2
■ Arpa, Colo.....42	■ Barclay, Nev.....3	■ Blackfoot, Ida.....O, R, 36, 56	■ Buckingham, Ida.....71	■ Corli, Wash.....39	■ Chaffee, Wash.....7	■ Boulder, Wyo.....18	■ Colton, Nebr.....1, 2
■ Arapahoe, Colo.....24	■ Barlow, Idaho.....58	■ Blackfoot, Ida.....O, R, 36, 56	■ Bucoda, Wash.....20	■ Corli, Wash.....39	■ Chaffee, Wash.....7	■ Boulder, Wyo.....18	■ Colton, Nebr.....1, 2
Arcadia, Ore.....20	■ Barnhart, Ore.....20	■ Blackfoot, Ida.....O, R, 36, 56	■ Buda, Nebr.....1, 2	■ Corli, Wash.....39	■ Chaffee, Wash.....7	■ Boulder, Wyo.....18	■ Colton, Nebr.....1, 2
■ Archer, Wyo.....1, 2	■ Barratts, Mont.....36	■ Blackfoot, Ida.....O, R, 36, 56	■ Budge, Idaho.....61	■ Corli, Wash.....39	■ Chaffee, Wash.....7	■ Boulder, Wyo.....18	■ Colton, Nebr.....1, 2
Arcio, Idaho.....56	■ Barrymore, Idaho.....61	■ Blackfoot, Ida.....O, R, 36, 56	■ Buena, Wash.....78	■ Corli, Wash.....39	■ Chaffee, Wash.....7	■ Boulder, Wyo.....18	■ Colton, Nebr.....1, 2
■ Arcola, Kans.....24	■ Barstow, Calif., D, R, 3	■ Blackfoot, Ida.....O, R, 36, 56	■ Buffalo Park, Kans. 24	■ Corli, Wash.....39	■ Chaffee, Wash.....7	■ Boulder, Wyo.....18	■ Colton, Nebr.....1, 2
Arden, Nev.....23	■ Bartello, Calif.....3	■ Blackfoot, Ida.....O, R, 36, 56	■ Buford, Wyo.....1, 2	■ Corli, Wash.....39	■ Chaffee, Wash.....7	■ Boulder, Wyo.....18	■ Colton, Nebr.....1, 2
■ Arena, Colo.....24	■ Barton, Nebr.....17	■ Blackfoot, Ida.....O, R, 36, 56	■ Buhl, Idaho.....60	■ Corli, Wash.....39	■ Chaffee, Wash.....7	■ Boulder, Wyo.....18	■ Colton, Nebr.....1, 2
Arimo, Idaho.....36	■ Basin, Calif.....3	■ Blackfoot, Ida.....O, R, 36, 56	■ Buick, Colo.....24	■ Corli, Wash.....39	■ Chaffee, Wash.....7	■ Boulder, Wyo.....18	■ Colton, Nebr.....1, 2
Arling, Idaho.....67	■ Baskin, Utah.....1, 2	■ Blackfoot, Ida.....O, R, 36, 56		■ Corli, Wash.....39	■ Chaffee, Wash.....7	■ Boulder, Wyo.....18	■ Colton, Nebr.....1, 2
	■ Bassett, Idaho.....36	■ Blackfoot, Ida.....O, R, 36, 56		■ Corli, Wash.....39	■ Chaffee, Wash.....7	■ Boulder, Wyo.....18	■ Colton, Nebr.....1, 2
	■ Battle Mtn., Nev.....14	■ Blackfoot, Ida.....O, R, 36, 56		■ Corli, Wash.....39	■ Chaffee, Wash.....7	■ Boulder, Wyo.....18	■ Colton, Nebr.....1, 2
	Bavaria, Kans.....24	■ Blackfoot, Ida.....O, R, 36, 56		■ Corli, Wash.....39	■ Chaffee, Wash.....7	■ Boulder, Wyo.....18	■ Colton, Nebr.....1, 2

Table of geographical locations and table numbers. Includes entries for Nevada, Idaho, Utah, Colorado, Kansas, Oklahoma, and Missouri. Locations are listed with their corresponding table numbers, such as 'Dodd, Colo. 17' and 'Evans, Colo. 53'.

Continuation of the geographical locations and table numbers table. Includes entries for Montana, Wyoming, Nebraska, South Dakota, North Dakota, and Minnesota. Locations are listed with their corresponding table numbers, such as 'Nephi, Utah 4' and 'Ottawa, Wyo. 1, 2'.



**NEW YORK, CHICAGO and MINNEAPOLIS to LOS ANGELES via Omaha and Salt Lake City**

Table A Condensed Schedules All Trains Daily	Streamliner City of Los Angeles 103 Daily Example	Los Angeles Limited 1 Daily Example	Utahn 3 Daily Example	Gold Coast -Pony Express 23-37 Daily Example
Lv New York (EST) N.Y.C.		3.00 SA		
Ar Chicago (C.S.T.)		7.05 SU		
Lv New York (EST) Penn.RR		4.00 SA		
Lv N. Philadelphia (E.S.T.)		5.20 SA		
Ar Chicago (C.S.T.)		7.20 SU		
Lv Chicago (CST) C. & N.W.	7.15 SU	12.01 SU		10.00 SU
Ar Omaha	3.00 MO	9.00 SU		9.00 MO
Lv Minneapolis C. & N.W.		9.30 SU	9.30 SU	9.25 SU
" St. Paul		10.10 "	10.10 "	10.10 SU
" Sioux City		6.05 "	6.05 "	5.00 MO
Ar Omaha		8.35 SU	8.35 SU	7.45 MO
Lv Omaha (C.S.T.) Un. Pac.	3.10 MO	9.25 SU	10.00 SU	9.30 MO
" Fremont			10.59 "	10.16 "
" Columbus			11.59 SU	11.08 "
" Grand Island	5.10 "		12.05 MO	1.30 MO
" Kearney			2.25 "	1.07 "
" North Platte (C.S.T.)	6.55 "	2.20 "	4.30 "	2.50 "
Lv North Platte (M.S.T.)	6.00 "	1.30 "	4.05 "	2.00 "
" Sidney	7.43 "	3.50 "	6.40 "	4.20 "
Ar Cheyenne	9.25 "	6.00 "	9.00 "	6.25 "
Lv Cheyenne	9.35 "	6.10 "	10.25 "	6.35 "
" Laramie	10.55 "	7.40 "	11.59 "	8.05 "
" Rawlins	12.40 "	9.55 "	2.20 "	10.50 MO
" Rock Springs			4.38 "	1.25 TU
" Green River			5.25 "	2.10 "
" Evanston	3.00 "	2.50 "	7.23 "	4.22 "
" Ogden	4.40 "	4.40 "	9.15 "	6.15 "
Ar Ogden	6.25 "	5.00 "	9.45 "	7.00 "
Ar Salt Lake City	7.10 "	5.50 "	10.35 "	8.00 "
Lv Salt Lake City		6.00 "	10.55 MO	9.40 "
Lv Milford	10.28 MO	10.05 MO	2.55 TU	3.05 "
Ar Lund			3.33 TU	3.50 TU
Ar Cedar City			6.30 TU	5.00 TU
Lv Cedar City			10.45 TU	2.20 TU
Lv Lund (M.S.T.)			3.33 TU	3.50 TU
Lv Caliente (P.S.T.)			4.40 "	5.07 "
" Las Vegas	2.25 TU	2.45 TU	7.50 "	9.15 TU
" San Bernardino	7.20 "	8.30 "	1.25 "	4.20 WE
" Riverside		9.00 "	1.55 "	5.00 "
" East Los Angeles	8.40 "	10.10 "	2.55 "	6.30 "
Ar Los Angeles (P.S.T.)	9.00 TU	10.40 TU	3.20 TU	7.00 WE
Ar Alhambra	9.50 TU	11.20 TU	4.05 TU	7.40 WE
Ar Pasadena	9.20 TU	11.50 TU	4.35 TU	7.10 WE
Ar Glendale	9.55 TU	11.25 TU	4.10 TU	7.45 WE
Ar Anaheim	9.50 TU	11.20 TU	4.05 TU	7.40 WE
Ar Long Beach	9.35 TU	11.05 TU	3.50 TU	7.25 WE
Ar San Pedro (P.S.T.)	10.05 TU	11.30 TU	4.15 TU	7.50 WE

**Equipment for Page 6**  
 ★ NO. 103—Streamliner CITY OF LOS ANGELES—DAILY—Extra Fare  
 Cars from Chicago run via C. & N. W. east of Omaha.  
 Club Lounge Car @ . . . . . Chicago to Los Angeles—(Bath, radio).  
 Observation—Lounge @ . . . . . Chicago to Los Angeles.  
 Standard Sleeping Cars . . . . . Chicago to Los Angeles—Drawing-rooms, Compartments, Bedrooms, Roomettes, Sections.  
 Reclining Seat Coaches . . . . . Chicago to Los Angeles—(all seats reserved).  
 Cafe Lounge Car . . . . . Chicago to Los Angeles—Moderately priced meals and lounge for coach passengers.  
 Dining Car . . . . . A la carte and club or table d'hote service.

★ NO. 1—LOS ANGELES LIMITED—DAILY—No Extra Fare  
 Cars from Chicago and Minneapolis-St. Paul run via C. & N. W. to Omaha; thence U. P.  
 Club Lounge Car @ . . . . . Chicago to Los Angeles—(Radio-Bath).  
 Standard Sleeping Cars . . . . . New York to Los Angeles—10 Roomettes, 6 Double Bedrooms (N.Y.C. No. 65 to Chicago).  
 New York to Los Angeles—10 Roomettes, 6 Double Bedrooms (P.R.R. No. 77 to Chicago).  
 Chicago to Los Angeles—2 D.R., 4 Compts., 4 Dbl. Bdrm.  
 Chicago to Los Angeles—12 Roomettes, 4 Dbl. Bdrm.  
 Chicago to Los Angeles—14 Sections.  
 Chicago to Los Angeles—14 Sec. (Summer Season only).  
 Minneapolis-St. Paul to Los Angeles—6 Sections, 6 Roomettes, 4 Dbl. Bedrooms (203-10-203 to Omaha).  
 Reclining Seat Coaches . . . . . Chicago to Los Angeles (2 cars—all seats reserved).  
 Coach Lounge Car . . . . . Chicago to Los Angeles (coach seats reserved).  
 Dining Car . . . . . A la carte and club or table d'hote service.

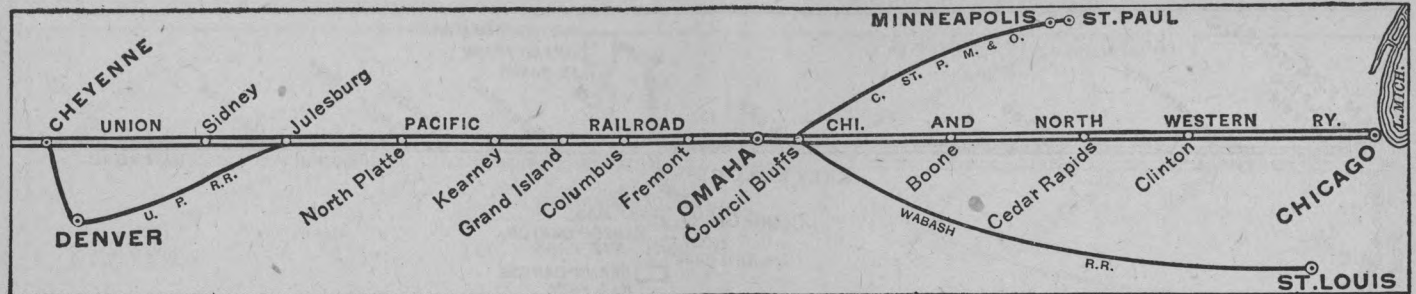
★ NO. 3—UTAHN—DAILY  
 Club Lounge Car @ . . . . . Cheyenne to Los Angeles.  
 Standard Sleeping Cars . . . . . Omaha to Los Angeles—6 Sec., 6 Rmte., 4 D Bdrms. Cheyenne to Los Angeles—12 Roomettes, 4 Double Bedrooms (No. 9 from St. Louis).  
 Cheyenne to Los Angeles—6 Rmte., 6 Sec., 4 Dbl. Bdrm. (No. 9 from Kansas City—Summer Season only).  
 Salt Lake City to Cedar City—8 Sections, D.R., 2 Compts. (No. 301 beyond Milford—Summer Season only).  
 Cedar City to Los Angeles—8 Sec., D.R., 2 Compts. (No. 302 to Milford—Summer Season only).  
 Coach Tourist Sleeper . . . . . Omaha to Gering and South Torrington—6 Sections (No. 93 beyond North Platte). From Omaha on Mondays, Wednesdays and Fridays only.  
 Reclining Seat Coaches . . . . . Omaha to Los Angeles (not reserved).  
 Cheyenne to Los Angeles (Wab.-U.P. 9 from St. Louis—all seats reserved).  
 Salt Lake City to Cedar City (No. 301 beyond Milford—Summer Season only).  
 Dining Car . . . . . North Platte to Los Angeles—a la carte and club or table d'hote service.

★ 23-37—GOLD COAST—PONY EXPRESS—DAILY  
 23 to Ogden; 37 to Los Angeles. Cars from Chicago run via C. & N.W. east of Omaha.  
 Club Lounge Service @ . . . . . Chicago to Los Angeles.  
 Standard Sleeping Cars . . . . . Chicago to Los Angeles—10 Sec., 3 Dbl. Bedrooms. Salt Lake City to Los Angeles—10 Roomette, 6 Double Bedrooms. (No. 30 from Butte).  
 Sun Valley to Los Angeles—6 Compts., 3 D.R. (56-12-32 to Salt Lake City). (Winter Season).  
 Las Vegas to Los Angeles—8 Sec., D.R., 3 Dbl. Bdrms.  
 Reclining Seat Coaches . . . . . Chicago to Los Angeles.  
 Ogden to Los Angeles (No. 37 from Kansas City).  
 Dining Car . . . . . A la carte and club or table d'hote service. (Breakfast not served into Los Angeles).

**Footnotes for Page 6**

⊗ Club lounge cars are for the exclusive use of standard sleeping car passengers.  
 The City of Los Angeles and Los Angeles Limited have lounge cars for coach passengers.  
 ⊠ Conditional stop; see Tables 1 or 3. ▲ Motor Bus between Lund and Cedar City.  
 ◆ Motor bus connections with main line trains at East Los Angeles.  
 ● Extra fare train; limited handling of baggage, consult agent. See tables 1 and 2.

★ Regularly assigned through cars air-conditioned. (f) Stops only on signal.  
 (E.S.T.) Eastern standard time. (C.S.T.) Central standard time.  
 (M.S.T.) Mountain standard time. (P.S.T.) Pacific standard time.  
 ⊠ Connection with No. 3 is made at Milford not at Lund.  
 Time from 12.01 midnight to 12.00 noon shown in light face type.  
 Time from 12.01 noon to 12.00 midnight shown in heavy face type.



**LOS ANGELES to CHICAGO, NEW YORK and MINNEAPOLIS via Salt Lake City and Omaha**

Table A Condensed Schedules All Trains Daily	Streamliner City of Los Angeles 104 Daily Example	Los Angeles Limited 2 Daily Example	Utahn 4 Daily Example	Pony Express- Gold Coast 38-24 Daily Example
Lv San Pedro (P.S.T.)	3.20 SU	10.30 SU	9.45 SU	6.00 SU
Lv Long Beach	3.50 SU	11.00 SU	10.15 SU	6.30 SU
Lv Anaheim	3.45 SU	10.55 SU	10.10 SU	6.25 SU
Lv Glendale	3.30 SU	10.50 SU	10.05 SU	6.20 SU
Lv Pasadena	4.10 "	11.25 "	10.40 "	6.55 "
Lv Alhambra	4.25 SU	11.40 SU	10.55 SU	7.10 SU
Lv Los Angeles (P.S.T.)	5.00 SU	12.01 SU	11.15 SU	7.30 SU
" East Los Angeles	5.20 "	12.25 "	11.40 "	7.55 "
" Riverside	6.15 "	1.25 "	12.40 "	9.15 "
" San Bernardino	6.38 "	1.50 "	1.05 "	9.55 SU
Lv Las Vegas	11.55 SU	7.40 SU	7.05 "	5.30 MO
Lv Caliente (P.S.T.)			9.55 SU	8.40 "
Ar Lund (M.S.T.)			12.45 MO	11.50 MO
Ar Cedar City			6.30 MO	1255 MO
Lv Cedar City			10.45 MO	10.20 MO
Lv Lund			12.45 MO	11.50 MO
" Milford	5.40 MO	2.15 MO	1.35 "	12.40 "
Ar Salt Lake City	8.40 "	6.10 "	5.10 "	5.15 "
Lv Salt Lake City	8.50 "	6.20 "	5.30 "	5.45 "
Ar Ogden	9.35 "	7.10 "	6.20 "	6.40 "
Lv Ogden	9.45 "	7.30 "	6.50 "	7.15 "
" Evanston	11.14 "	9.19 "	8.40 "	9.30 MO
" Green River	1.05 "	11.20 "	10.55 "	12.15 TU
" Rock Springs			11.16 "	12.40 "
" Rawlins	3.20 "	2.05 "	1.35 "	6.25 "
" Laramie	5.10 "	4.25 "	3.55 "	8.15 "
Ar Cheyenne	6.20 "	5.45 "	5.15 "	8.30 "
Lv Cheyenne	6.30 "	6.00 "	6.05 "	10.20 "
Lv Sidney	7.52 "	7.40 "	8.30 "	10.20 "
Ar North Platte (M.S.T.)	9.33 "	9.28 "	11.00 MO	12.30 "
Lv North Platte (C.S.T.)	10.38 MO	11.00 MO	12.50 MO	1.40 "
" Kearney			2.40 "	3.40 "
" Grand Island			3.45 "	4.45 "
" Columbus			5.10 "	6.49 "
" Fremont			6.08 "	7.50 TU
Ar Omaha	2.40 TU	3.50 TU	7.00 TU	7.50 TU
Lv Omaha C. & N. W.	2.50 TU	4.30 TU	11.00 TU	8.30 TU
Ar Chicago (C.S.T.)	10.45 TU	2.00 TU	8.00 TU	8.15 WE
Lv Chicago (CT) Penn.RR		6.00 TU		
Ar N. Phila., Pa. (E.S.T.)		9.51 WE		
Ar New York (E.S.T.)		11.25 WE		
Lv Chicago (CST) N.Y.C.		6.15 TU		
Ar New York (E.S.T.)		11.59 WE		
Lv Omaha C. & N. W.		9.00 TU		10.25 TU
Ar Sioux City		12.01 TU		1.05 WE
Ar St. Paul		7.40 TU		7.45 "
Ar Minneapolis (C.S.T.)		8.15 TU		8.20 WE

**Equipment for Page 7**  
 ★ NO. 104—Streamliner CITY OF LOS ANGELES—DAILY—Extra Fare  
 Cars to Chicago run via C. & N. W. east of Omaha.  
 Club Lounge Car @ . . . . . Los Angeles to Chicago—(Bath, radio).  
 Observation—Lounge @ . . . . . Los Angeles—Chicago.  
 Standard Sleeping Cars . . . . . Los Angeles to Chicago—Drawing-rooms, Compartments, Bedrooms, Roomettes, Sections.  
 Reclining Seat Coaches . . . . . Los Angeles to Chicago—(all seats reserved).  
 Cafe Lounge Car . . . . . Los Angeles to Chicago—Moderately priced meals and lounge for coach passengers.  
 Dining Car . . . . . A la carte and club or table d'hote service.

★ NO. 2—LOS ANGELES LIMITED—DAILY—No Extra Fare  
 Cars to Chicago and St. Paul-Minneapolis run via C. & N. W. east of Omaha.  
 Club Lounge Car @ . . . . . Los Angeles to Chicago—(Radio-Bath).  
 Standard Sleeping Cars . . . . . Los Angeles to New York—10 Roomettes, 6 Double Bedrooms (N.Y.C. No. 22 east of Chicago).  
 Los Angeles to New York—10 Roomettes, 6 Double Bedrooms (P.R.R. No. 2 east of Chicago).  
 Los Angeles to Chicago—2 Drawing-rooms, 4 Compartments, 4 Double Bedrooms.  
 Los Angeles to Chicago—12 Roomettes, 4 Dbl. Bdrm.  
 Los Angeles to Chicago—14 Sections.  
 Los Angeles to Chicago—14 Sec.—(Summer Season only).  
 Los Angeles to St. Paul-Minneapolis—6 Secs., 6 Roomettes, 4 Double Bedrooms (204-9-204 east of Omaha).  
 Reclining Seat Coaches . . . . . Los Angeles to Chicago (2 cars—all seats reserved).  
 Coach Lounge Car . . . . . Los Angeles to Chicago (coach seats reserved).  
 Dining Car . . . . . A la carte and club or table d'hote service.

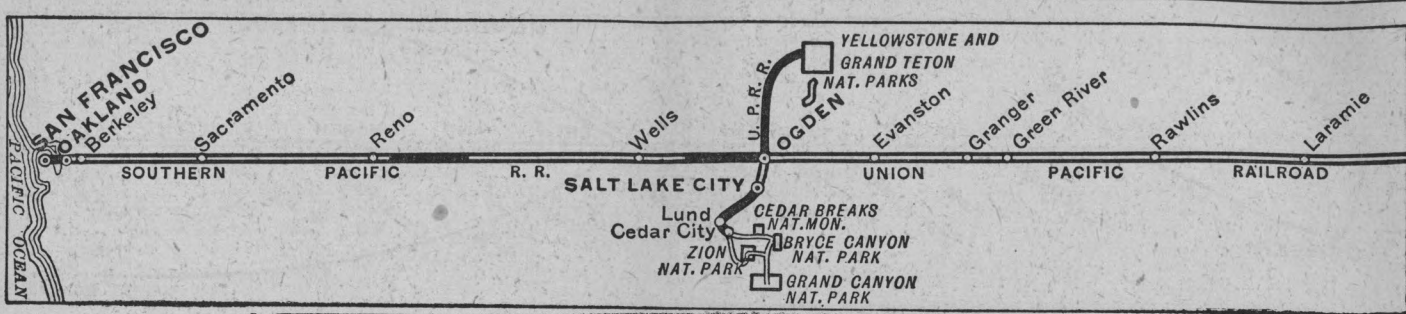
★ NO. 4—UTAHN—DAILY  
 Club Lounge Car @ . . . . . Los Angeles to Cheyenne.  
 Los Angeles to Omaha—6 Sec., 6 Rmte., 4 D. Bdrms.  
 Standard Sleeping Cars . . . . . Los Angeles to Cheyenne—12 Roomettes, 4 Double Bedrooms (No. 10 to St. Louis).  
 Los Angeles to Cheyenne—6 Rmte., 6 Sec., 4 Dbl. Bdrm. (No. 10 to Kansas City—Summer Season only).  
 Los Angeles to Cedar City—10 Sec., D.R., Compts. (No. 301 Milford to Cedar City—Summer Season only).  
 Cedar City to Salt Lake City—8 Sections, D.R., Compts. (No. 302 to Milford—Summer Season only).  
 Coach-Tourist Sleeper . . . . . South Torrington and Gering to Omaha—6 Sections (No. 94 to North Platte). From South Torrington and Gering on Tuesdays, Thursdays and Saturdays only.  
 Reclining Seat Coaches . . . . . Los Angeles to Omaha (not reserved).  
 Los Angeles to Cheyenne (No. 10 to St. Louis)—all seats reserved.  
 Cedar City to Salt Lake City (No. 302 to Milford). (Summer Season only).  
 Dining Car . . . . . Los Angeles to North Platte—a la carte and club or table d'hote service.

★ NO. 38-24—PONY EXPRESS—GOLD COAST—DAILY  
 38 to Ogden; 24 to Chicago. Cars to Chicago run via C. & N. W. east of Omaha.  
 Club Lounge Service @ . . . . . Los Angeles to Chicago.  
 Standard Sleeping Cars . . . . . Los Angeles to Chicago—10 Sec., 3 Dbl. Bedrooms. Los Angeles to Salt Lake City—10 Roomette, 6 Double Bedrooms (No. 29 to Butte).  
 Los Angeles to Sun Valley—6 Compts., 3 D.R. (Nos. 29-25-55 north of Salt Lake City) (Winter Season).  
 Los Angeles to Las Vegas—8 Sec., D.R., 3 Dbl. Bdrms.  
 Reclining Seat Coaches . . . . . Los Angeles to Chicago.  
 Los Angeles to Ogden (No. 38 for Kansas City).  
 Dining Car . . . . . A la carte and club or table d'hote service. (Dinner not served leaving Los Angeles).

**Footnotes for Page 7**

⊗ Club lounge cars are for the exclusive use of standard sleeping car passengers.  
 The City of Los Angeles and Los Angeles Limited have lounge cars for coach passengers.  
 ⊠ Conditional stop; see Tables 1 or 3. ▲ Motor Bus between Lund and Cedar City.  
 ◆ Motor bus connections at East Los Angeles. Advance notice to U. P. ticket agent necessary.  
 ● Extra fare train; limited handling of baggage, consult agent. See tables 1 and 2.

★ Regularly assigned through cars air-conditioned. (f) Stops only on signal.  
 (E.S.T.) Eastern standard time. (C.S.T.) Central standard time.  
 (M.S.T.) Mountain standard time. (P.S.T.) Pacific standard time.  
 ⊠ Connection with No. 4 is made at Milford, not at Lund.  
 Time from 12.01 midnight to 12.00 noon shown in light face type.  
 Time from 12.01 noon to 12.00 midnight shown in heavy face type.



**NEW YORK and CHICAGO to SAN FRANCISCO via Omaha**

Table B Condensed Schedules All Trains Daily		Streamliner City of San Francisco 101 Daily Example	San Francisco Overland 27 Daily Example	Gold Coast 23 Daily Example
Lv New York (E.S.T.) N.Y.C.	Ar Chicago (C.S.T.)		11.00 SAT 3.00 SUN	
Lv New York (EST) Penn.R.R.	Lv N. Phila., Pa. (E.S.T.)		11.40 SAT 1.09 SUN	
Ar Chicago (C.S.T.)			3.40 SUN	
C. & N. W.				
Lv Chicago (C.S.T.)		7.00 SUN	8.00 SUN	10.00 SUN
Lv Clinton		9.14 "	10.25 "	1.05 MON
Lv Cedar Rapids		10.25 SUN	11.46 SUN	2.38 "
Ar Council Bluffs			5.10 MON	8.30 "
Ar Omaha		2.45 MON	5.30 MON	9.00 MON
C. & N. W.				
Lv Minneapolis			203-10-203	201-2-201
Lv St. Paul			9.30 SUN	9.25 SUN
Lv Sioux City			10.10 "	10.10 SUN
Ar Omaha			6.05 SUN	5.00 MON
			8.35 SUN	7.45 MON
Union Pacific				
Lv Omaha (C.S.T.)		2.55 MON	5.45 MON	9.30 MON
Ar Fremont			9.16 "	10.16 "
Ar Columbus			9.25 "	11.08 "
Ar Grand Island		4.55 "	8.25 "	12.25 "
Ar Kearney			1.07 "	1.07 "
Ar North Platte (C.S.T.)		6.40 "	10.40 "	2.50 "
Ar North Platte (M.S.T.)		5.45 "	9.50 "	2.00 "
Ar Sidney		7.28 "	12.10 "	4.20 "
Ar Cheyenne		9.10 "	2.20 "	6.25 "
Lv Laramie		9.20 "	2.30 "	6.35 "
Ar Rawlins		10.40 "	4.00 "	8.05 "
Ar Rock Springs		12.30 "	6.15 "	10.50 MON
Ar Green River			1.25 TUE	1.25 TUE
Lv Green River		2.40 "	9.00 "	1.50 "
Ar Evanston		4.30 "	11.17 MON	2.10 "
Ar Ogden (M.S.T.)		6.05 MON	1.03 TUE	4.22 "
Lv Salt Lake City (M.S.T.)			11.30 MON	6.15 TUE
				5.30 TUE
Southern Pacific				
Lv Ogden (M.S.T.)		6.22 MON	1.18 TUE	8.00 TUE
Ar Reno (P.S.T.)		2.22 TUE	11.11 "	10.40 "
Ar Truckee			12.07 "	11.45 TUE
Ar Sacramento		6.50 "	4.05 "	4.15 WED
Lv Sacramento		6.55 "	4.10 "	4.35 "
Ar Berkeley		8.25 "	5.55 "	6.38 "
Ar Oakland (16th St.)		8.37 "	6.07 "	6.47 "
Ar Oakland Pier		8.45 "	6.15 "	6.55 "
Ar San Francisco (P.S.T.)		9.15 TUE	6.55 TUE	7.35 WED

**Equipment for Page 8**

★ **NO. 101—Streamliner CITY OF SAN FRANCISCO—Daily—Extra Fare**  
 Cars from Chicago run via C. & N. W. to Omaha; U. P. to Ogden; S. P. to San Francisco.  
 Club Car @.....Chicago to San Francisco (Radio).  
 Standard Sleeping Cars...Chicago to San Francisco—Drawing-rooms, Compts., Double Bedrooms, Duplex Single Bedrooms, Roomettes, Sections.  
 The Duplex Single Bedroom cars do not operate every trip. Consult Ticket Agent for particulars.  
 Reclining Seat Coaches...Chicago to San Francisco—(all seats reserved).  
 Cafe Lounge Car.....Chicago to San Francisco—Moderately priced meals and lounge for coach passengers.  
 Dining Car.....A la carte and club or table d'hote service.

★ **NO. 27—SAN FRANCISCO OVERLAND—DAILY—NO EXTRA FARE**

Cars from Chicago run via C. & N. W. to Omaha; U. P. to Ogden; S. P. to San Francisco.  
 Club Lounge Car @.....Chicago to San Francisco (Radio).  
 Standard Sleeping Cars...New York to San Francisco—10 Roomettes, 6 Double Bedrooms (P.R.R. No. 55 to Chicago).  
 New York to San Francisco—10 Roomettes, 5 Double Bedrooms (N.Y.C. No. 59 to Chicago).  
 Chicago to San Francisco—2 Drawing-rooms, 4 Compartments, 4 Double Bedrooms.  
 Chicago to San Francisco—6 Sections, 6 Roomettes, 4 Double Bedrooms.  
 Cheyenne to San Francisco—6 Sections, 6 Roomettes, 4 Double Bedrooms (No. 9 from St. Louis).  
 Salt Lake City to San Francisco—10 Sections, D. R., Compts. (No. 33 to Ogden).  
 Chicago to San Francisco (2 cars—all seats reserved).  
 Cheyenne to San Francisco (No. 9 from St. Louis—all seats reserved).  
 Dining Car.....A la carte and club or table d'hote service.

★ **NO. 23—GOLD COAST—DAILY**

Cars from Chicago run via C. & N. W. to Omaha; U. P. to Ogden; S. P. to San Francisco.  
 Club Lounge Car @.....Chicago to San Francisco.  
 Standard Sleeping Cars...Chicago to San Francisco—12 Sections, D.R. (3 cars).  
 Ogden to San Francisco—12 Sections, Drawing-room (No. 37 from Denver).  
 Reclining Seat Coaches...Chicago to San Francisco. (Not reserved).  
 Dining Car.....A la carte and club or table d'hote service.

**Footnotes for Page 8**

Passengers Use Ferry Steamer between Oakland Pier and San Francisco.

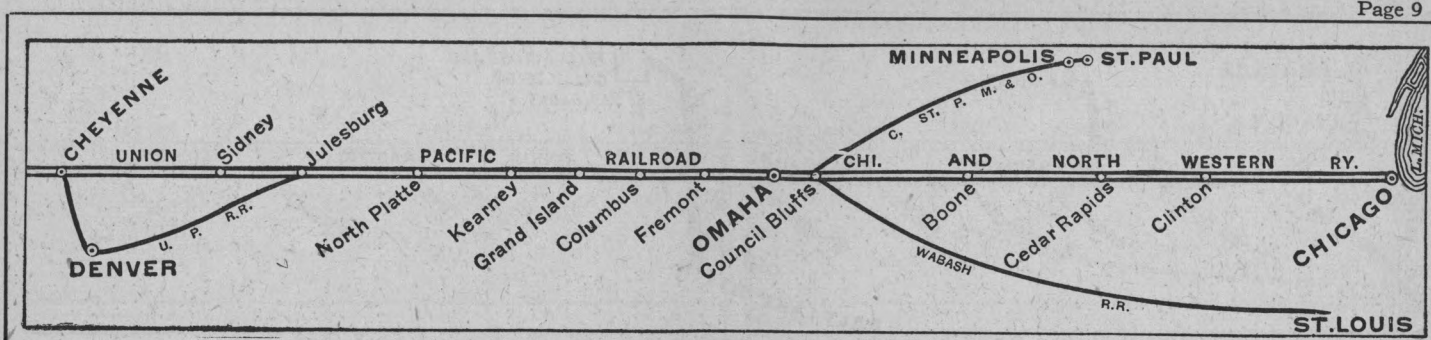
☐ Club lounge cars are for the exclusive use of standard sleeping car passengers. The City of San Francisco and San Francisco Overland have lounge cars for coach passengers.

☐ Conditional stop; see table 1.

● Extra fare train; limited handling of baggage, consult agent. See tables 1 and 2.

(f) Stops only on signal.

★ Regularly assigned through cars air-conditioned.  
 (E.S.T.) Eastern standard time. (C.S.T.) Central standard time.  
 (M.S.T.) Mountain standard time. (P.S.T.) Pacific standard time.  
 Time from 12:01 midnight to 12:00 noon shown in light face type.  
 Time from 12:01 noon to 12:00 midnight shown in heavy face type.



**SAN FRANCISCO to CHICAGO, and NEW YORK via Omaha**

Table B Condensed Schedules All Trains Daily		Streamliner City of San Francisco 102 Daily Example	San Francisco Overland 28 Daily Example	Gold Coast 24 Daily Example
Southern Pacific				
Lv San Francisco (P.S.T.)		5.00 SUN	11.00 SUN	6.00 SUN
Ar Oakland Pier		5.25 "	11.30 "	6.30 "
Ar Oakland (16th St.)		5.32 "	11.38 "	6.38 "
Ar Berkeley		5.40 "	11.47 "	6.47 "
Ar Sacramento		7.15 "	1.35 "	8.55 "
Lv Sacramento		7.20 "	1.40 "	9.15 SUN
Ar Truckee			5.40 "	f 1.35 MON
Ar Reno (P.S.T.)		11.52 SUN	6.40 SUN	2.55 "
Ar Ogden (M.S.T.)		9.40 MON	6.25 MON	6.30 MON
Union Pacific				
Ar Salt Lake City (M.S.T.)			7.50 MON	10.15 MON
Lv Ogden (M.S.T.)		9.55 MON	6.45 MON	7.15 MON
Ar Evanston		11.23 "	8.32 "	9.30 "
Ar Green River		1.05 "	10.30 "	11.50 MON
Lv Green River		1.10 "	10.40 "	12.15 TUE
Ar Rock Springs			12.40 "	12.40 "
Ar Rawlins		3.25 "	1.20 "	3.25 "
Ar Laramie		5.20 "	3.40 "	6.35 "
Ar Cheyenne		6.30 "	5.00 "	8.15 "
Lv Cheyenne		6.40 "	5.15 "	8.30 "
Ar Sidney		8.02 "	7.00 "	10.20 "
Ar North Platte (M.S.T.)		9.43 "	8.50 "	12.30 "
Lv North Platte (C.S.T.)		10.48 MON	10.00 "	1.40 "
Ar Kearney			3.40 "	3.40 "
Ar Grand Island		12.40 TUE	12.15 TUE	4.45 "
Ar Columbus			5.52 "	5.52 "
Ar Fremont			6.49 "	6.49 "
Ar Omaha		2.50 TUE	3.10 TUE	7.50 TUE
C. & N. W.				
Lv Omaha		3.00 TUE	3.40 TUE	8.30 TUE
Lv Council Bluffs			3.55 "	8.45 TUE
Ar Cedar Rapids		7.05 "	8.38 "	2.35 WED
Ar Clinton		8.20 "	10.05 "	4.35 "
Ar Chicago (C.S.T.)		10.45 TUE	1.00 TUE	8.15 WED
C. & N. W.				
Lv Omaha			(204-9-204)	(202-1-202)
Ar Sioux City			9.00 TUE	10.25 TUE
Ar St. Paul			12.01 "	1.05 WED
Ar Minneapolis (C.S.T.)			7.40 "	7.45 "
			8.15 TUE	8.20 WED
Lv Chicago (C.S.T.) N.Y.C.			6.15 TUE	
Ar New York (E.S.T.)			11.59 WED	
Lv Chicago (C.S.T.) Penn.R.R.			4.30 TUE	
Ar N. Phila., Pa. (E.S.T.)			9.15 WED	
Ar New York (E.S.T.)			10.45 WED	

**Equipment for Page 9**

★ **NO. 102—Streamliner CITY OF SAN FRANCISCO—Daily—Extra Fare**  
 Runs via S. P. to Ogden, and via C. & N. W. east of Omaha.  
 Club Car @.....San Francisco to Chicago—(Radio).  
 Standard Sleeping Cars...San Francisco to Chicago—Drawing rooms, Compts., Double Bedrooms, Duplex Single Bedrooms, Roomettes, Sections.  
 The Duplex Single Bedroom cars do not operate every trip. Consult Ticket Agent for particulars.  
 Reclining Seat Coaches...San Francisco to Chicago—(all seats reserved).  
 Cafe Lounge Car.....San Francisco to Chicago—Moderately priced meals and lounge for coach passengers.  
 Dining Car.....A la carte and club or table d'hote service.

★ **NO. 28—SAN FRANCISCO OVERLAND—DAILY—No Extra Fare**

Runs via S. P. to Ogden, and via C. & N. W. east of Omaha.  
 Club Lounge Car @.....San Francisco to Chicago (Radio).  
 Standard Sleeping Cars...San Francisco to New York—10 Roomettes, 6 Double Bedrooms (P.R.R. No. 70 east of Chicago).  
 San Francisco to New York—10 Roomettes, 5 Double Bedrooms (N.Y.C. No. 22 east of Chicago).  
 San Francisco to Chicago—2 Drawing-rooms, 4 Compartments, 4 Double Bedrooms.  
 San Francisco to Chicago—6 Sections, 6 Roomettes, 4 Double Bedrooms.  
 San Francisco to Cheyenne—6 Sections, 6 Roomettes, 4 Double Bedrooms (U.P.-Wab. 10 to St. Louis).  
 San Francisco to Salt Lake City—10 Sections, D. R., Compts. (No. 30 south of Ogden).  
 West Yellowstone to Chicago—10 Sections, D. R., Compts. (Nos. 36-12 to Green River—Summer Season only).  
 Chicago to San Francisco to Chicago (2 cars—all seats reserved).  
 San Francisco to Cheyenne (U.P.-Wab. No. 10 to St. Louis—all seats reserved).  
 Dining Car.....A la carte and club or table d'hote service.

★ **NO. 24—GOLD COAST—DAILY**

Runs via S. P. to Ogden, and via C. & N. W. east of Omaha.  
 Club Lounge Car @.....San Francisco to Chicago.  
 Standard Sleeping Cars...San Francisco to Chicago—12 Sections, D.R. (3 cars).  
 San Francisco to Ogden—12 Sections, Drawing-room (No. 38 to Denver).  
 Reclining Seat Coaches...San Francisco to Chicago (not reserved).  
 Dining Car.....A la carte and club or table d'hote service.

**Footnotes for Page 9**

Passengers Use Ferry Steamer between San Francisco and Oakland Pier.

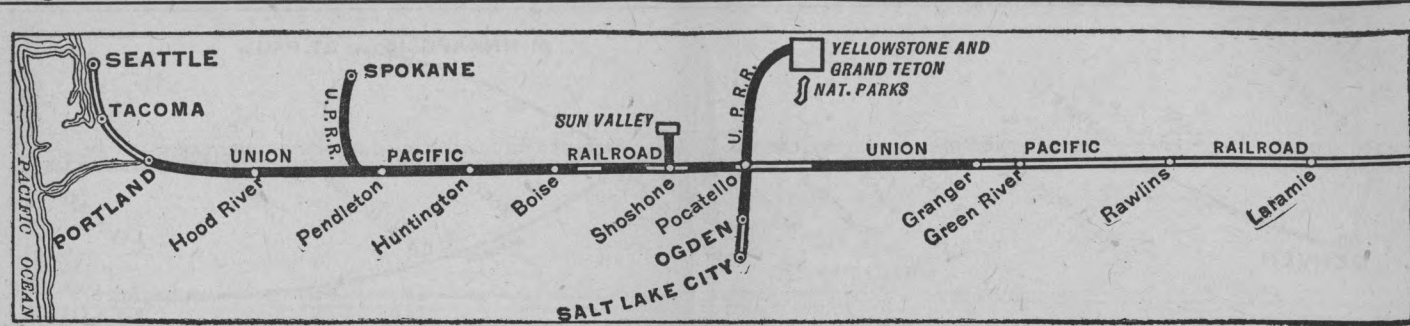
☐ Club lounge cars are for the exclusive use of standard sleeping car passengers. The City of San Francisco and San Francisco Overland have lounge cars for coach passengers.

☐ Conditional stop; see Table 2.

● Extra fare train; limited handling of baggage, consult agent. See tables 1 and 2.

(f) Stops only on signal.

★ Regularly assigned through cars air-conditioned.  
 (E.S.T.) Eastern standard time. (C.S.T.) Central standard time.  
 (M.S.T.) Mountain standard time. (P.S.T.) Pacific standard time.  
 Time from 12:01 midnight to 12:00 noon shown in light face type.  
 Time from 12:01 noon to 12:00 midnight shown in heavy face type.



**CHICAGO to PORTLAND and SEATTLE via Omaha**

Table C Condensed Schedules All Trains Daily		Streamliner City of Portland 105 Daily Example	Los Angeles Ltd.-Utahn -Idahoan 1-3-11 Daily Example	Gold Coast- Portland Rose 23-17 Daily Example
<b>C. &amp; N. W.</b>				
Lv Chicago (C.S.T.)	5.30 SUN	12.01 SUN	10.00 SUN	
Ar Omaha	1.40 MON	9.00 SUN	9.00 MON	
<b>Union Pacific</b>				
Lv Omaha	1.50 MON	10.00 SUN	9.30 MON	
Ar Fremont	3.00	10.59	10.16	
Ar Columbus	3.50	11.59	11.08	
Ar Grand Island	4.00	1.30 MON	12.25	
Ar Kearney	4.40	2.25	1.07	
Ar North Platte (C.S.T.)	5.35	4.30	2.50	
Lv North Platte (M.S.T.)	6.23	4.05	2.00	
Ar Sidney	8.05	6.45	4.20	
Ar Cheyenne	8.05	9.00	6.25	
Ar Cheyenne	8.15	10.25	6.35	
Ar Laramie	9.35	11.59	8.05	
Ar Rawlins	11.25	2.20	10.50 MON	
Ar Rock Springs	1.45	4.38	1.25 TUE	
Ar Green River	2.53	5.40	3.15	
Ar Kemmerer	4.10	7.04	4.50	
Ar Montpelier	5.55	8.45	6.50	
Ar Pocatello	7.30	10.55	9.25	
Ar West Yellowstone	(Summer Season Only)	7.30 TUE	(Summer Season Only)	
Lv West Yellowstone	(Summer Season Only)	7.30 MON	(Summer Season Only)	
Lv Pocatello	6.05 MON	11.20 MON	10.00 TUE	
Ar Minidoka	7.45 MON	12.25 TUE	11.20 TUE	
Ar Shoshone	7.45 MON	1.15 TUE	12.15 TUE	
Lv Shoshone	7.50 MON	1.45 TUE	12.20 TUE	
Ar Sun Valley (Ketchum)	9.50 MON	3.45 TUE	2.20 TUE	
Lv Sun Valley (Ketchum)	5.35 MON	11.10 MON	10.10 TUE	
Ar Shoshone	7.35 MON	1.10 TUE	12.10 TUE	
Lv Shoshone	7.45 MON	1.15 TUE	12.15 TUE	
Ar Glens Ferry	8.35	2.35	1.50	
Ar Boise	9.50	4.20	3.40	
Ar Nampa	10.16	5.15	4.20	
Ar Ontario	11.45	6.10	5.33	
Ar Huntington (M.S.T.)	11.45	7.10	6.40	
Lv Huntington (P.S.T.)	10.45	6.20	5.50	
Ar Baker	11.58 MON	7.47	7.20	
Ar La Grande	1.10 TUE	9.05	8.50	
Ar Pendleton	3.20	11.45	12.10 WED	
Ar Arlington	5.35	1.22	2.15	
Ar The Dalles	6.05	2.25	3.40	
Ar Hood River	7.30	3.00	4.20	
Ar Portland	8.00 TUE	4.40 TUE	6.15 WED	
Lv Portland	8.00 TUE	5.00 TUE	8.00 WED	
Ar Tacoma	11.46	8.05	11.46	
Ar Seattle (P.S.T.)	1.05 TUE	9.15 TUE	1.05 WED	

**Equipment for Page 10**

★ **NO. 105—Streamliner CITY OF PORTLAND—DAILY—No Extra Fare**  
C. & N. W. to Omaha; No. 457 Portland-Seattle.  
Club Lounge Car... Chicago to Portland (Bath, radio).  
Standard Sleeping Cars... Chicago to Portland—2 Drawing Rooms, 4 Compartments, 4 Double Bedrooms.  
Chicago to Portland—6 Sections, 6 Roomettes, 4 Double Bedrooms (2 cars).  
Chicago to Seattle—12 Roomettes, 4 Double Bedrooms.  
Reclining Seat Coaches... Chicago to Portland—(all seats reserved).  
Cafe Lounge Car... Chicago to Portland—Moderately priced meals and lounge for coach passengers.  
Dining Car... A la carte and club or table d'hote service.

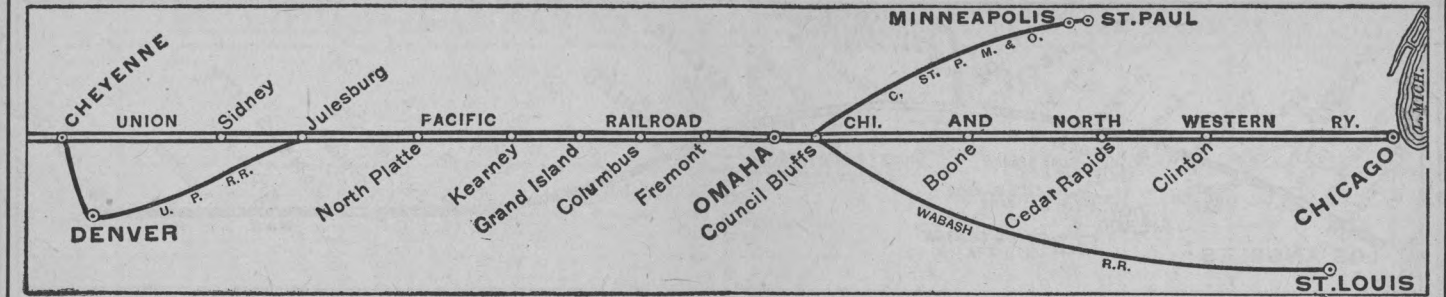
★ **NO. 1-3-11—LOS ANGELES LTD.—UTAHN—IDAHOAN—DAILY**  
C. & N. W. No. 1 to Omaha; No. 3 to Green River; No. 11 to Portland; No. 459 to Seattle.  
Club Lounge Service... Chicago to Omaha—North Platte to Portland.  
Standard Sleeping Cars... Chicago to West Yellowstone—10 Sec., D.R., Compts. (No. 35 beyond Pocatello—Summer Season only).  
Omaha to Green River—6 Sections, 6 Roomettes, 4 Double Bedrooms (No. 3 through to Los Angeles).  
Cheyenne to Seattle—6 Sections, 6 Roomettes, 4 Double Bedrooms (Wab.-U.P. No. 9 from St. Louis).  
Pocatello to Portland—10 Sections, Drawing-room Compartments (No. 31 from Salt Lake City).  
Reclining Seat Coaches... Chicago to Omaha (for Los Angeles—all seats reserved).  
Omaha to Portland (not reserved).  
Omaha to Green River (for Los Angeles—not reserved).  
Cheyenne to Portland (No. 9 from St. Louis—48 seats—all reserved).  
Pocatello to Portland—(No. 31 from Salt Lake City—48 seats—not reserved).  
Dining Car... Chicago to Omaha—North Platte to Portland—A la carte and club or table d'hote service.

★ **NO. 23-17—GOLD COAST—PORTLAND ROSE—DAILY**  
No. 23 to Green River; No. 17 to Portland.  
Cars from Chicago run via C. & N. W. to Omaha; thence U. P.  
Club Lounge Service... Chicago to Portland.  
Standard Sleeping Cars... Chicago to Portland—10 Sections, D. R., Compt.  
Pocatello to Spokane—10 Sec., 3 Dbl. Bdrm (No. 33 from Salt Lake City; No. 66 north of Pendleton).  
Green River to Portland—10 Roomettes, 6 Double Bedrooms (No. 17 through from Denver).  
Green River to Portland—14 Sections (No. 17 through from Denver—Summer Season only).  
Green River to Portland—10 Sections, 1 Drawing-room, 2 Compts. (No. 37-17 through from Kansas City).  
Reclining Seat Coaches... Chicago to Portland.  
Green River to Portland (No. 37-17 through from Denver and Kansas City).  
Dining Car... A la carte and club or table d'hote service. (Breakfast not served into Portland).

**Footnotes for Page 10**

- ☉ Club lounge cars are for the exclusive use of standard sleeping car passengers. The City of Portland has a lounge car for coach passengers.
- Limited handling of baggage on Train 105; consult agent.
- ☐ Conditional stop; see Table 1 or 20. ☐ Runs via Borie Cut-off; not via Cheyenne.
- ★ Regularly assigned through cars air-conditioned. (f) Stops only on signal.
- ♦ Motor Bus. This service is provided passengers arriving or departing Shoshone and holding through rail tickets to and from Sun Valley or Ketchum, Idaho.

- West Yellowstone, Montana, is gateway to Yellowstone National Park. Summer Season is from June 19 through September 7; first through car leaves Chicago June 17, last car Sept. 5.
- ▲ Daily train No. 459. ▲ Daily train No. 457.
- (C.S.T.) Central Standard time. (M.S.T.) Mountain Standard time. (P.S.T.) Pacific Standard time.
- Time from 12.01 midnight to 12.00 noon shown in light face type.
- Time from 12.01 noon to 12.00 midnight shown in heavy face type.



**SEATTLE and PORTLAND to CHICAGO via Omaha**

Table C Condensed Schedules All Trains Daily		Streamliner City of Portland 106 Daily Example	Idahoan- Utahn 12-4 Daily Example	Portland Rose- Gold Coast 18-24 Daily Example
<b>Union Pacific</b>				
Lv Seattle (P.S.T.)	12.25 SUN	11.30 SAT	12.25 SUN	
Ar Tacoma	1.19 SUN	1.00 SUN	1.19 SUN	
Ar Portland	4.35 SUN	6.45 SUN	4.35 SUN	
Lv Portland	5.30 SUN	8.10 SUN	8.30 SUN	
Ar Hood River	6.48	9.46	9.58	
Ar The Dalles	7.17	10.25	10.35	
Ar Arlington	9.38	11.25	11.43	
Ar Pendleton	11.45	1.25	1.50	
Ar La Grande	12.45	4.00	4.25	
Ar Baker	2.05	5.12	5.43	
Lv Huntington (P.S.T.)	3.05	6.35	7.10	
Lv Huntington (M.S.T.)	3.05	7.45	8.20	
Ar Ontario	4.36	8.45	9.35	
Ar Nampa	5.00	9.48	10.55	
Ar Boise	6.10	10.35	11.30	
Ar Glens Ferry	7.05	12.30	1.25	
Ar Shoshone	7.15 MON	1.45 MON	2.50 MON	
Ar Sun Valley (Ketchum)	9.15 MON	3.45 MON	4.50 MON	
Lv Sun Valley (Ketchum)	5.00 MON	11.10 SUN	12.40 MON	
Ar Shoshone	7.00 MON	1.10 MON	2.40 MON	
Lv Shoshone	7.05 MON	1.40 MON	2.45 MON	
Ar Minidoka	8.45 MON	2.40	3.45	
Ar Pocatello	8.45 MON	3.55 MON	5.05 MON	
Ar West Yellowstone	(Summer Season Only)	7.30 TUE	(Summer Season Only)	
Lv West Yellowstone	(Summer Season Only)	7.30 SUN	(Summer Season Only)	
Lv Pocatello	8.55 MON	4.25 MON	5.25 MON	
Ar Montpelier	10.45	7.00	8.00	
Ar Kemmerer	12.03	8.42	9.43	
Ar Green River	1.25	10.55	12.15	
Ar Rock Springs	3.40	11.16	12.40	
Ar Rawlins	5.30	1.35	3.25	
Ar Laramie	6.40	3.55	6.35	
Ar Cheyenne	6.50	5.15	8.15	
Lv Cheyenne	8.12	6.05	8.30	
Ar Sidney	8.12	8.30	10.20	
Ar North Platte (M.S.T.)	9.53	11.00	12.30	
Lv North Platte (C.S.T.)	10.58	12.50	1.40	
Ar Kearney	12.50	2.40	3.40	
Ar Grand Island	1.25	3.45	4.45	
Ar Columbus	2.50	5.10	5.52	
Ar Fremont	3.05	6.08	6.49	
Ar Omaha	3.05 TUE	7.00 TUE	7.50 TUE	
<b>C. &amp; N. W.</b>				
Lv Omaha	3.15 TUE	11.00 TUE	8.30 TUE	
Ar Chicago (C.S.T.)	11.30 TUE	8.00 TUE	8.15 WED	

**Equipment for Page 11**

★ **NO. 106—Streamliner CITY OF PORTLAND—DAILY—No Extra Fare**  
C. & N. W. east of Omaha; No. 408 Seattle-Portland.  
Club Lounge Car... Portland to Chicago (Bath, radio).  
Standard Sleeping Cars... Portland to Chicago—2 Drawing-rooms, 4 Compartments, 4 Double Bedrooms.  
Portland to Chicago—6 Sections, 6 Roomettes, 4 Double Bedrooms (2 cars).  
Seattle to Chicago—12 Roomettes, 4 Double Bdrm.  
Reclining Seat Coaches... Portland to Chicago—(all seats reserved).  
Cafe Lounge Car... Portland to Chicago—Moderately priced meals and lounge for coach passengers.  
Dining Car... A la carte and club or table d'hote service.

★ **NO. 12-4—IDAHOAN—UTAHN—DAILY**  
No. 402 to Portland; No. 12 to Green River; No. 4 to Omaha.  
Club Lounge Service... Portland to Cheyenne.  
Standard Sleeping Cars... Seattle to Cheyenne—6 Sections, 6 Roomettes, 4 Double Bdrm. (U.P.-Wab. 10 through to St. Louis).  
Portland to Pocatello—10 Sections, 1 Drawing-room, 1 Compartment (No. 32 through to Salt Lake City).  
Boise to Pocatello—10 Sections, 3 Double Bedrooms (No. 32 through to Salt Lake City).  
West Yellowstone to Chicago—10 Sections, D.R., Compts. (No. 36 to Pocatello; No. 28 east of Green River—Summer Season only).  
Green River to Omaha—6 Sections, 6 Roomettes, 4 Double Bedrooms (No. 4 through from Los Angeles).  
Portland to Omaha (not reserved).  
Portland to Cheyenne (U.P.-Wab. 10 through to St. Louis—48 seats—all reserved).  
Portland to Pocatello (No. 32 through to Salt Lake City—not reserved).  
Green River to Omaha (No. 4 from Los Angeles—not reserved).  
Dining Car... Portland to North Platte—A la carte and club or table d'hote service.

★ **NO. 18-24—PORTLAND ROSE—GOLD COAST—DAILY**  
No. 18 to Green River; No. 24 to Chicago; C. & N. W. east of Omaha.  
Club Lounge Car Service... Portland to Chicago.  
Standard Sleeping Cars... Portland to Chicago—10 Sections, D. R., Compt. to Salt Lake City).  
Portland to Green River—10 Roomettes, 6 Double Bedrooms (No. 18 through to Denver).  
Portland to Green River—14 Sections (No. 18 through to Denver) (Summer Season only).  
Portland to Green River—10 Sections, 1 Drawing-room, 2 Compartments (No. 18-38 through to Kansas City).  
Pendleton to Pocatello—10 Sections, 3 Double Bedrooms (Through car in No. 65 from Spokane; No. 34 to Salt Lake City).  
Reclining Seat Coaches... Portland to Chicago.  
Portland to Green River (No. 18-38 through to Kansas City).  
Dining Car... East of Pendleton—a la carte and club or table d'hote service.

**Footnotes for Page 11**

- ☉ Club lounge cars are for the exclusive use of standard sleeping car passengers. The City of Portland has a lounge car for coach passengers.
- Limited checking of baggage on Train 106; consult agent.
- No. 14, local from Omaha to Chicago, carries no through cars from Union Pacific.
- ♦ Motor bus. This service is provided passengers arriving or departing Shoshone and holding through rail tickets to and from Sun Valley or Ketchum, Idaho.
- West Yellowstone, Montana, is gateway to Yellowstone National Park. Summer Season is from June 19 through September 7. Last cars leave Chicago Sept. 5, West Yellowstone Sept. 7.
- ☐ Conditional stop; see Table 2 or 20.
- ★ Daily train No. 408. ▲ Daily train No. 402.
- ★ Regularly assigned through cars air-conditioned. (f) Stops only on signal. (C.S.T.) Central Standard time. (M.S.T.) Mountain Standard time. (P.S.T.) Pacific Standard time.
- Time from 12.01 midnight to 12.00 noon shown in light face type.
- Time from 12.01 noon to 12.00 midnight shown in heavy face type.



ST. LOUIS—KANSAS CITY—PORTLAND—SEATTLE via Denver

Table F Condensed Schedules All Trains Daily. Includes columns for Pony Express, Streamliner, and Idahoan-Streamliner with departure and arrival times for various routes.

Equipment for Page 14

★ NO. 9-3-11—Streamliner CITY OF ST. LOUIS—IDAHOAN—DAILY. Wabash 9 to Kansas City; 9 to Cheyenne; 3 to Green River; 11 to Portland; 459 to Seattle.

Club Lounge Service... St. Louis to Portland. Standard Sleeping Cars... St. Louis to Seattle—6 Sec., 6 Rmte., 4 Dbl. Bdrm. St. Louis to Green River—12 Roomettes, 4 Double Bedrooms (No. 3 to Los Angeles).

★ NO. 37-17—PONY EXPRESS—PORTLAND ROSE—DAILY. No. 37 to Denver; No. 17 to Portland.

Club Lounge Car... Denver to Portland. Standard Sleeping Cars... Kansas City to Portland—10 Sections, 1 Drawing-room, 2 Compartments (open 10:00 p.m.).

Footnotes for Page 14

★ Regularly assigned through cars air conditioned. □ Conditional stop; see Table 24. ☉ Club lounge cars are for the exclusive use of standard sleeping car passengers.

★ NO. 12-4-10—IDAHOAN—Streamliner CITY OF ST. LOUIS—DAILY. 402 to Portland; 12 to Green River; 4 to Cheyenne; 10 to Kansas City; Wabash 10 to St. Louis.

Club Lounge Service... Portland to St. Louis. Standard Sleeping Cars... Seattle to St. Louis—6 Sec., 6 Rmte., 4 Dbl. Bdrm. Portland to Pocatello—10 Sec., D. R., Compt., (No. 32 to Salt Lake City).

★ NO. 18-38—PORTLAND ROSE—PONY EXPRESS—DAILY. No. 18 to Denver; No. 38 to Kansas City.

Club Lounge Car... Portland to Denver. Standard Sleeping Cars... Portland to Kansas City—10 sections, 1 Drawing-room, 2 Compartments.



CHICAGO—MINNEAPOLIS—OMAHA—DENVER

Table G Condensed Schedules All Trains Daily. Includes columns for National Parks Special, Streamliner, and National Parks with departure and arrival times for various routes.

Equipment for Table G

★ NO. 111—Streamliner CITY OF DENVER—DAILY. Train runs via C. & N. W. to Omaha; thence U. P. Club Lounge Car... Chicago to Denver (2 cars—all seats reserved).

ST. LOUIS—KANSAS CITY—DENVER—SALT LAKE CITY

Table H All Trains Daily. For Complete Schedules See Table 17. Includes columns for The Kansas, Pony Express, City of St. Louis, and Utah-City of St. Louis with departure and arrival times.

Equipment for Table H

★ NO. 9-3—Streamliner CITY OF ST. LOUIS—UTAHN—DAILY. Wabash 9 to Kansas City; U. P. 9 to Cheyenne; 3 to Salt Lake City. Club Lounge Car... St. Louis to Salt Lake City.

FOOTNOTES FOR PAGE 15. Club lounge cars are for the exclusive use of standard sleeping car passengers. ★ Regularly assigned through cars air-conditioned.

★ NO. 38—PONY EXPRESS—DAILY. Club Lounge Car... Salt Lake City to Denver. Standard Sleeping Cars... Salt Lake City to Denver—10 Rmte., 6 Dbl. Bdrm.



### CHICAGO — OMAHA — SPOKANE

No. 105 Bus Example	No. 23-17-66 Example	Table K Condensed Schedules All Trains Daily	No. 65-18-24 Example	Bus- No. 106 Example
5.30 SUN	10.00 SUN	LV Chicago (C.T.) C. & N. W. Ar	8.15 WED	11.30 TUE
1.50 MON	9.30 MON	LV Omaha (Union Pacific) Ar	7.50 TUE	3.05 TUE
5.35 "	2.50 "	Ar North Platte (C.T.) Lv	1.40 "	10.58 MON
4.40 "	2.00 "	Ar North Platte (M.T.) Ar	12.30 "	9.53 "
8.15 "	6.35 MON	LV Cheyenne Lv	8.30 TUE	6.50 "
6.05 "	10.00 TUE	LV Pocastello Lv	5.25 MON	8.55 "
9.50 MON	3.40 "	LV Boise Lv	11.30 "	5.00 "
11.45 TUE	6.40 "	Ar Huntington (M.T.) Lv	7.20 "	3.05 "
10.45 MON	5.50 "	LV Huntington (P.T.) Ar	8.10 "	2.05 MON
3.15 TUE	11.45 "	Ar Pendleton Lv	1.50 "	9.38 SUN
8.30 TUE	12.25 WED	LV Pendleton Ar	1.10 MON	9.00 SUN
	3.20 WED	Ar Wallula Lv	11.15 SUN	
	7.40 WED	Ar Yakima Lv	6.50 SUN	
10.02 TUE	5.15 WED	Ar Walla Walla Lv	9.20 SUN	7.30 SUN
	5.00 WED	Ar Ayer Lv	9.45 SUN	
1.32 TUE	8.25 WED	Ar Lewiston Lv	6.30 SUN	3.50 SUN
	8.50 WED	Ar Moscow Lv	5.45 SUN	
3.15 TUE	7.40 WED	Ar Spokane (P.T.) Lv	7.20 SUN	2.15 SUN

**Equipment for Table K**  
**★ NO. 105—Streamliner CITY OF PORTLAND—DAILY**  
 No. 105 to Pendleton; Bus to Spokane.  
 Club Lounge Car @ . . . . . Chicago to Pendleton (Bath, Radio).  
 Standard Sleeping Cars . . . Chicago to Pendleton—Drawing rooms, Compts., Bedrooms, Roomettes, Sections.  
 Reclining Seat Coaches . . . Chicago to Pendleton—(all seats reserved).  
 Cafe Lounge Car . . . . . Moderately priced meals and lounge for coach passengers.  
 Dining Car . . . . . A la carte and club or table d'hote service.

**★ NO. 23-17-66—GOLD COAST—PORTLAND/ROSE—DAILY**  
 No. 23 to Green River; No. 17 to Pendleton; No. 66 to Spokane.  
 Club Lounge Service @ . . . Chicago to Pendleton.  
 Standard Sleeping Cars . . . Chicago to Pendleton—10 Sections, Drawing-room, Compartment (for Portland).  
 Pocastello to Spokane—10 Sections, 3 Double Bedrooms (No. 33 from Salt Lake City).  
 Reclining Seat Coaches . . . Chicago to Pendleton (for Portland).  
 Green River to Spokane (No. 17 from Denver).  
 Dining Car . . . . . A la carte and club or table d'hote service.

**★ NO. 65-18-24—PORTLAND ROSE—GOLD COAST—DAILY**  
 No. 65 to Pendleton; No. 18 to Green River; No. 24 to Chicago.  
 Club Lounge Service @ . . . Pendleton to Chicago.  
 Standard Sleeping Cars . . . Pendleton to Chicago—10 Sections, Drawing-room, Compartments (from Portland).  
 Spokane to Pocastello—10 Sections, 3 Double Bedrooms (No. 34 to Salt Lake City).  
 Reclining Seat Coaches . . . Spokane to Green River (No. 18 through to Denver).  
 Pendleton to Chicago (from Portland).  
 Dining Car . . . . . A la carte and club or table d'hote service.

**★ NO. 106—Streamliner CITY OF PORTLAND—DAILY**  
 Bus to Pendleton; No. 106 to Chicago.  
 Club Lounge Car @ . . . . . Pendleton to Chicago (Bath, radio).  
 Standard Sleeping Cars . . . Pendleton to Chicago—Drawing-rooms, Compts., Bedrooms, Roomettes, Sections.  
 Reclining Seat Coaches . . . Pendleton to Chicago—(all seats reserved).  
 Cafe Lounge Car . . . . . Moderately priced meals and lounge for coach passengers.  
 Dining Car . . . . . A la carte and club or table d'hote service.

### ST. LOUIS — KANSAS CITY — SPOKANE

No. 37-17-66 Example	Table L Condensed Schedules All Trains Daily	No. 65-18-38 Example
4.00 SUN	LV St. Louis (C.T.) Wabash Ar	7.35 WED
9.00 "	Ar Kansas City Lv	11.59 TUE
11.30 SUN	LV Kansas City (Union Pacific) Ar	11.15 "
5.30 MON	Ar Denver (M.T.) Ar	8.00 TUE
10.00 TUE	LV Pocastello Lv	5.25 MON
11.45 WED	Ar Pendleton (P.T.) Lv	1.50 "
12.25 WED	LV Pendleton Ar	1.10 "
2.30 WED	Ar Umatilla Lv	12.01 MON
3.20 WED	Ar Wallula Lv	11.15 SUN
7.40 WED	Ar Yakima Lv	6.50 SUN
5.15 "	Ar Walla Walla Lv	9.20 "
3.40 "	Ar Wallula Lv	10.55 "
5.00 "	Ar Ayer Lv	9.45 "
8.25 "	Ar Lewiston Lv	6.30 "
8.50 "	Ar Moscow Lv	5.45 "
5.00 "	Ar Ayer Lv	9.45 "
7.12 "	Ar Cheney Lv	7.46 "
7.40 WED	Ar Spokane (P.T.) Lv	7.20 SUN

**Equipment for Table L**  
**★ NO. 37-17-66—PONY EXPRESS—PORTLAND ROSE—DAILY**  
 No. 37 to Denver; No. 17 to Pendleton; No. 66 to Spokane.  
 Club Lounge Car @ . . . . . Denver to Pendleton.  
 Standard Sleeping Cars . . . Denver to Pendleton—10 Roomettes, 6 Double Bedrooms (for Portland).  
 Denver to Pendleton—14 Sections (for Portland).  
 Kansas City to Pendleton—10 Sections, 1 Drawing-room, 2 Compartments (open 10:00 p.m.).  
 Pocastello to Spokane—10 Sections, 3 Double Bedrooms (No. 33 from Salt Lake City).  
 Kansas City to Denver—12 Sec., D.R. (to Los Angeles—open 10:00 a.m.).  
 Reclining Seat Coaches . . . Kansas City to Pendleton; Denver to Spokane.  
 Dining Car . . . . . A la carte and club or table d'hote service.

**★ NO. 65-18-38—PORTLAND ROSE—PONY EXPRESS—DAILY**  
 No. 33 to Pocastello; No. 17 to Pendleton; No. 66 to Spokane.  
 Club Lounge Car @ . . . . . Pendleton to Denver.  
 Standard Sleeping Cars . . . Spokane to Pocastello—10 Sections, 3 Double Bedrooms (No. 34 to Salt Lake City).  
 Pendleton to Denver—10 Roomettes, 6 Double Bedrooms (from Portland).  
 Pendleton to Denver—14 Sections (from Portland).  
 Pendleton to Kansas City—10 Sections, 1 Drawing-room, 2 Compartments (from Portland).  
 Denver to Kansas City—12 Sec., D.R. (from Los Angeles).  
 Reclining Seat Coaches . . . Spokane to Denver. Pendleton to Kansas City.  
 Dining Car . . . . . A la carte and club or table d'hote service.

#### Footnotes for Page 16

⊙ Club lounge cars are for the exclusive use of standard sleeping car passengers.  
 The City of Portland has a lounge car for coach passengers.  
 ★ Regularly assigned through cars air-conditioned.  
 † Via Overland Greyhound Bus north of Pendleton.

(C.T.) Central time. (M.T.) Mountain time. (P.T.) Pacific time.  
 Time from 12.01 midnight to 12.00 noon shown in light face type.  
 † Time from 12.01 noon to 12.00 midnight shown in heavy face type.

### CHICAGO — ST. LOUIS — KANSAS CITY — WEST YELLOWSTONE — VICTOR

No. 1-3-9-11-35-47	Table O Summer Season ⊙ All Trains Daily	No. 48-36-12-28-10
Example	Example	Example
12.01 SUN	LV Chicago (CST) C. & N. W. Ar	1.00 TUE
9.00 SUN	Ar Omaha Lv	3.40 "
10.00 SUN	Ar Omaha (Union Pacific) Lv	3.10 TUE
9.00 MON	Ar Cheyenne (M.S.T.) Lv	5.15 MON
4.00 SUN	LV St. Louis (C.S.T.) (Wab.) Ar	1.00 TUE
9.00 "	Ar Kansas City Lv	8.00 "
9.30 SUN	LV Kansas City Ar	7.45 TUE
7.25 MON	LV Denver (M.S.T.) Lv	8.00 MON
7.45 "	Ar Denver Lv	7.45 "
10.00 MON	Ar Cheyenne Lv	5.40 MON
10.25 MON	LV Cheyenne (M.S.T.) Ar	5.00 MON
5.00 "	Ar Green River Lv	10.40 "
5.40 "	Ar Green River Lv	10.10 "
10.55 MON	Ar Pocastello Lv	4.25 "
1.45 TUE	Ar Pocastello Lv	1.35 "
2.30 "	LV Blackfoot Lv	12.50 "
3.30 "	LV Idaho Falls Lv	12.05 MON
5.10 TUE	Ar Ashton Lv	10.10 SUN
5.20 TUE	Ar Ashton Lv	9.55 SUN
7.00 TUE	Ar Victor Lv	8.15 SUN
7.30 TUE	Ar W. Yellowstone (M.S.T.) Lv	7.30 SUN

★ NO. 1-3-11-35-47 { LOS ANGELES LTD.—UTAHN } YELLOWSTONE SPECIAL—DAILY  
 ★ NO. 9-3-11-35-47 { CITY OF ST. LOUIS }  
 C. & N. W. No. 1 Chicago to Omaha; No. 3 Omaha to Green River; Wabash No. 9 St. Louis to Kansas City; No. 9 to Cheyenne; No. 3 to Green River; No. 11 to Pocastello; No. 35 to Ashton and West Yellowstone; No. 47 Ashton to Victor.

Club Lounge Service @ . . . . . Chicago and St. Louis to West Yellowstone.  
 Standard Sleeping Car . . . . . Chicago to West Yellowstone—10 Sec., D. R., Compts.  
 St. Louis to W. Yellowstone—Sections and Rooms (requires car to car change after leaving Cheyenne).  
 Coaches . . . . . Chicago to Omaha (seats reserved); Omaha to Green River; Green River to Pocastello; St. Louis to Pocastello (seats reserved); Pocastello to West Yellowstone and Victor.

Dining Car . . . . . A la carte and club or table d'hote service.  
 ★ NO. 48-36-12-10-28—SAN FRAN. OVERLAND—DAILY  
 ★ YELLOWSTONE SPECIAL } CITY OF ST. LOUIS—DAILY  
 No. 48 Victor to Asnton; No. 36 W. Yellowstone and Ashton to Pocastello; No. 12 to Green River; No. 28 to Chicago; No. 10 Cheyenne to St. Louis.  
 C. & N. W. east of Omaha; Wabash east of Kansas City.  
 Club Lounge Service @ . . . . . West Yellowstone to St. Louis and Chicago.  
 Standard Sleeping Cars . . . . . W. Yellowstone to Chicago—10 Sec., D. R., Compts.  
 West Yellowstone to St. Louis—Sections and Rooms. (requires car to car change after leaving Pocastello).  
 Coaches . . . . . Victor and W. Yellowstone to Pocastello; Pocastello to Cheyenne and St. Louis; Cheyenne to Chicago (all seats reserved east of Pocastello).  
 Dining Car . . . . . A la carte and club or table d'hote service.

### LOS ANGELES — SALT LAKE CITY — WEST YELLOWSTONE — BUTTE

Yellowstone Special 38-29-35-47	Northwest Special 33	Butte Special 38-29	Table R Condensed Schedules All Trains Daily	Butte Special 30-37	Northwest Special 34-3	Yellowstone Special 48-36-30-37
Example	Example	Example	Example	Example	Example	Example
7.30 SU	7.30 SU	7.30 SU	LV Los Angeles (P.S.T.) Ar	7.00 TU	3.20 MO	7.00 TU
7.55 "	7.55 "	7.55 "	Ar East Los Angeles Lv	6.30 "	2.55 "	6.30 "
9.15 "	9.15 "	9.15 "	Ar Riverside Ar	5.00 "	1.55 SU	5.00 "
9.45 "	9.45 "	9.45 "	Ar San Bernardino Lv	4.30 "	1.30 "	4.30 "
9.55 "	9.55 "	9.55 "	Ar San Bernardino Ar	4.20 "	1.25 "	4.20 "
12.01 SU	12.01 SU	12.01 SU	Ar Barstow Lv	2.00 TU	11.25 "	2.00 TU
5.00 MO	5.00 MO	5.00 MO	Ar Las Vegas Lv	9.15 MO	7.50 "	9.15 MO
5.30 "	5.30 "	5.30 "	Ar Las Vegas Ar	8.45 "	7.35 "	8.45 "
8.40 "	8.40 "	8.40 "	Ar Caliente (P.S.T.) Lv	5.07 "	4.40 "	5.07 "
11.50 "	11.50 "	11.50 "	Ar Lund (M.S.T.) Lv	3.50 "	3.33 "	3.50 "
12.30 "	12.30 "	12.30 "	Ar Milford Lv	3.05 "	2.55 "	3.05 "
12.40 "	12.40 "	12.40 "	Ar Milford Ar	2.50 "	2.45 "	2.50 "
2.30 "	2.30 "	2.30 "	Ar Lynndyl Lv	12.45 "	12.45 "	12.45 "
2.30 "	2.30 "	2.30 "	Ar Lynndyl Ar	12.45 "	12.45 "	12.45 "
5.15 "	5.15 "	5.15 "	Ar Salt Lake City Lv	9.40 "	10.55 SU	9.40 "
8.00 "	11.30 SU	8.00 "	LV Salt Lake City Ar	7.50 "	10.15 "	7.50 "
9.00 "	12.30 MO	9.00 "	Ar Ogden Lv	6.55 "	9.15 "	6.55 "
9.30 MO	1.00 "	9.30 MO	Ar Ogden Ar	6.35 "	8.55 "	6.35 "
12.55 TU	4.30 "	12.55 TU	Ar Pocastello Lv	3.25 "	5.35 "	3.25 "
1.45 "	5.15 "	1.35 "	Ar Pocastello Ar	2.55 "	4.45 "	1.35 "
2.30 "	6.08 "	2.20 "	Ar Blackfoot Lv	1.53 "	4.00 "	12.50 MO
3.15 TU	7.00 MO	3.10 TU	Ar Idaho Falls Lv	1.15 MO	3.15 SU	12.05 MO
3.30 TU	7.20 MO		Ar Idaho Falls Ar		2.50 SU	11.45 SU
4.30 "	8.25 "		Ar St. Anthony Lv		1.38 "	10.34 "
5.10 TU	8.55 MO		Ar Ashton Lv		1.15 SU	10.10 SU
5.20 TU			Ar Ashton Ar			
7.00 TU			Ar Victor Lv			9.55 SU
7.30 TU			Ar Victor Ar			8.15 SU
			Ar West Yellowstone Lv			7.30 SU
			Ar West Yellowstone Ar			
			Ar Idaho Falls Lv	1.15 MO		
			Ar Dubois Lv	12.01 SU		
			Ar Spencer Lv	11.37 "		
			Ar Lima Lv	10.45 "		
			Ar Armistead Lv	10.35 "		
			Ar Dillan Lv	9.55 "		
			Ar Dillan Ar	9.18 "		
			Ar Malrose Lv	8.18 "		
			Ar Silver Bow Lv	8.22 "		
			Ar Butte (M.S.T.) Lv	7.20 SU		

★ NO. 38-29—PONY EXPRESS—BUTTE SPECIAL—DAILY  
 No. 38 to Salt Lake City; No. 29 to Butte.  
 Club Lounge Car @ . . . . . Los Angeles to Butte.  
 Standard Sleeping Cars . . . Los Angeles to Butte—10 Roomettes, 6 Double Bdrms.  
 Salt Lake City to Butte—10 Sec., 1 D.R., 1 Compt.  
 Reclining Seat Coaches . . . Los Angeles to Salt Lake City; Salt Lake City to Butte.  
 Dining Car . . . . . Las Vegas to Salt Lake City; Salt Lake City to Butte.

★ NO. 33—NORTHWEST SPECIAL—DAILY—Salt Lake City to Ashton.  
 Standard Sleeping Cars . . . Salt Lake City to Pocastello—10 Sections, 3 Double Bedrooms (Nos. 17-66 to Spokane—open 9:30 p.m.).  
 Reclining Seat Coaches . . . Salt Lake City to Ashton (breakfast service at Pocastello).

★ NO. 38-29-35-47—PONY EXPRESS—YELLOWSTONE SPECIAL—DAILY  
 No. 38 to Salt Lake City; No. 29 to Butte; No. 35 Pocastello to Ashton and West Yellowstone; No. 47 Ashton to Victor.  
 (Summer Season Service)  
 Club Lounge Service @ . . . . . Los Angeles to West Yellowstone.  
 Standard Sleeping Cars . . . Los Angeles to Butte—10 Roomettes, 6 Double Bdrms.  
 Salt Lake City to Butte—10 Sec., 1 D.R., 1 Compt.  
 Salt Lake City to West Yellowstone—6 Compts., 3 D.R.  
 Salt Lake City to West Yellowstone—14 Sections.  
 Salt Lake City to Victor—8 Sec., 1 D.R., 2 Compts.  
 Pocastello to West Yellowstone—10 Sections, 1 Drawing-room, 2 Compts. (open 9:30 p.m.).  
 Reclining Seat Coaches . . . Los Angeles to Salt Lake City; Salt Lake City to Butte.  
 Salt Lake City to Victor (No. 31 to Pocastello).  
 Salt Lake City to West Yellowstone.

Dining Car . . . . . East of Las Vegas—a la carte and club or table d'hote service.  
 ★ NO. 30-37—BUTTE SPECIAL—PONY EXPRESS—DAILY  
 No. 30 to Salt Lake City; No. 37 to Los Angeles.  
 Club Lounge Car @ . . . . . Butte to Los Angeles.  
 Standard Sleeping Cars . . . Butte to Los Angeles—10 Roomettes, 6 Double Bdrms.  
 Butte to Salt Lake City—10 Sec., 1 D.R., 1 Compt.  
 Reclining Seat Coaches . . . Butte to Salt Lake City.  
 Salt Lake City to Los Angeles.  
 Dining Car . . . . . Butte to Pocastello; Salt Lake City to Las Vegas.

★ NO. 34-3—NORTHWEST SPECIAL—DAILY  
 No. 34 to Salt Lake City; No. 3 to Los Angeles.  
 Standard Sleeping Cars . . . Pocastello to Salt Lake City—10 Sections, 3 Double Bedrooms (Nos. 65-18 from Spokane).  
 Salt Lake City to Los Angeles—Bedrooms, Roomettes, Sections.  
 Reclining Seat Coaches . . . Ashton to Salt Lake City.  
 Salt Lake City to Los Angeles.  
 Dining Car . . . . . Pocastello to Ogden; Salt Lake City to Las Vegas.

★ NO. 48-36-30-37—YELLOWSTONE SPECIAL—PONY EXPRESS—DAILY  
 No. 48 Victor to Ashton; No. 36 W. Yellowstone and Ashton to Pocastello; No. 30 to Salt Lake City; No. 37 to Los Angeles.  
 (Summer Season Service)  
 Club Lounge Service @ . . . . . West Yellowstone to Los Angeles.  
 Standard Sleeping Cars . . . Butte to Los Angeles—10 Roomettes, 6 Double Bdrms.  
 Butte to Salt Lake City—10 Sec., 1 D.R., 1 Compt.  
 West Yellowstone to Salt Lake City—14 Sections.  
 West Yellowstone to Salt Lake City—6 Compts. 3 D.R.  
 West Yellowstone to Pocastello—10 Sec., D.R., Compts. (occupancy until 8:00 a.m.—breakfast service).  
 Victor to Salt Lake City—8 Sec., 1 D.R., 2 Compts.  
 Reclining Seat Coaches . . . West Yellowstone to Salt Lake City.  
 Victor to Salt Lake City (No. 32 South of Pocastello).  
 Salt Lake City to Los Angeles.  
 Dining Car . . . . . Salt Lake City to Las Vegas.

#### Footnotes for Page 17

⊙ Club and lounge cars are for the exclusive use of standard sleeping car passengers.  
 ★ Regularly assigned through cars air-conditioned.  
 (f) Stops only on signal.  
 ⊙ First car leaves Chicago June 17; West Yellowstone June 19.  
 Operates only during Yellowstone Park season, June 19 through September 7. First cars leave Salt Lake City June 18, West Yellowstone and Victor June 19.  
 (C.S.T.) Central standard time. (M.S.T.) Mountain standard time. (P.S.T.) Pacific standard time.  
 Time from 12.01 midnight to 12.00 noon shown in light face type.  
 Time from 12.01 noon to 12.00 midnight shown in heavy face type.

SALT LAKE CITY — BOISE — PENDLETON — SPOKANE

Table T Condensed Schedules All Trains Daily. Includes routes for Salt Lake City (M.S.T.), Ogden, Pocatello, Sun Valley, Shoshone, Boise, Huntington (M.S.T.), Huntington (P.S.T.), Baker, La Grande, Pendleton, Umatilla, Wallula, Ayer, and Spokane (P.S.T.).

Equipment for Table T. NO. 33-17-66 - NORTHWEST SPECIAL - PORTLAND ROSE - DAILY. NO. 65-18-34 - PORTLAND ROSE - NORTHWEST SPECIAL - DAILY. Includes details on lounge cars, sleeping cars, and dining cars.

LOS ANGELES — SALT LAKE CITY — SUN VALLEY

Table V Condensed Schedules All Trains Daily. Includes routes for Los Angeles (P.S.T.), East Los Angeles, Las Vegas (PT), Salt Lake City (MST), Salt Lake City, Ogden, Pocatello, and Sun Valley (MST).

Equipment for Table V. NO. 38-33-17-S. V. BUS. PONY EXPRESS - NORTHWEST SPECIAL - PORTLAND ROSE - SUN VALLEY BUS - DAILY. NO. 18-34-3 - SUN VALLEY BUS - PORTLAND ROSE - NORTHWEST SPECIAL - UTAH - DAILY. Includes details on bus services and equipment.

NOTE - For Chicago and St. Louis - Sun Valley Service see Table C, pages 10 and 11, and Table F, page 14.

SALT LAKE CITY — BOISE — PORTLAND — SEATTLE

Table U Condensed Schedules All Trains Daily. Includes routes for Salt Lake City (M.S.T.), Ogden, Pocatello, Minidoka, Shoshone, Sun Valley, Ketchum, Shoshone, Boise, Huntington (M.S.T.), Huntington (P.S.T.), Baker, La Grande, Pendleton, The Dalles, and Portland.

Equipment for Table U. NO. 31-11-459 - IDAHOAN - DAILY. NO. 458-18-34 - PORTLAND ROSE - NORTHWEST SPECIAL - DAILY. NO. 402-12-32 - IDAHOAN - DAILY. Includes details on lounge cars, sleeping cars, and dining cars.

Footnotes for Page 18. Includes information about club and lounge cars, motor bus services, and time schedules for various routes.

Footnotes for Page 18 (continued). Includes information about regularly assigned through cars, motor bus services, and time schedules for various routes.

Table W All Trains Daily - (Pacific Standard Time). Includes routes for Portland, Hood River, The Dalles, Arlington, Umatilla, Wallula, Wallula, Ayer, Riparia, Lewiston, Wallula, Ayer, Marengo, Cheney, and Spokane.

NO. 20 - SPOKANE - DAILY. Standard Sleeping Cars... Portland to Spokane - 8 Sections, Buffet Lounge. Tourist Sleeping Cars... Portland to Walla Walla - 14 Sections. NO. 19 - SPOKANE - DAILY. Standard Sleeping Cars... Spokane to Portland - 8 Sections, Buffet Lounge. Tourist Sleeping Cars... Walla Walla to Portland - 14 Sections.

Spokane, San Francisco and Los Angeles

Table X All Trains Daily (Pacific Standard Time). Includes routes for Spokane (UP), Wallula, Portland, Portland So. Pac., Eugene, Klamath Falls, Redding, Sacramento, San Francisco, Sacramento, Fresno, and Los Angeles.

Seattle, San Francisco and Los Angeles

Table Y All Trains Daily (Pacific Standard Time). Includes routes for Seattle, Tacoma, Portland, Portland So. Pac., Eugene, Klamath Falls, Redding, Sacramento, San Francisco, Sacramento, Stockton, Fresno, and Los Angeles.

PORTLAND, TACOMA AND SEATTLE

Table Z All Trains Daily. Includes routes for Portland, Ore., Vancouver Wash., Kelso-Longview, Chehalis, Centralia, Tacoma, and Seattle.

Equipment for Tables Y and Z. NO. 457 - DAILY NORTHBOUND. NO. 407 - DAILY. NO. 459 - DAILY. Includes details on lounge cars, sleeping cars, and dining cars.

NO. 401 - DAILY. Standard Sleeping Cars... Portland to Seattle - 10 Sections, D. R. Compt. NO. 460 - DAILY SOUTHBOUND. NO. 408 - DAILY. NO. 458 - DAILY. NO. 402 - DAILY. Includes details on lounge cars, sleeping cars, and dining cars.

Arrives, departs Seattle Union Depot. Arrives, departs Seattle King Street Station. (H) Daily except Sundays and holidays. Rail station is at Kelso. There is independent bus service between Kelso and Longview every 20 minutes. Regularly assigned through cars air-conditioned. U. P. Stages, Portland - Spokane. Observation-Lounge for Parlor and Sleeping Car passengers only. (K) Conditional stop; consult agent. Via Pacific Greyhound Bus. (A) Runs via Davis.

Chicago and Omaha to Colorado, Utah, California and Pacific Northwest

Table No. 1 The Overland Route. WESTBOUND—Read Down. To Pacific Coast, To Colo., Local. Includes stations from Chicago to Cheyenne with fares and times.

For equipment, see pages 6 to 11, inclusive, and pages 15 and 17. For explanation of reference marks, see page 21.

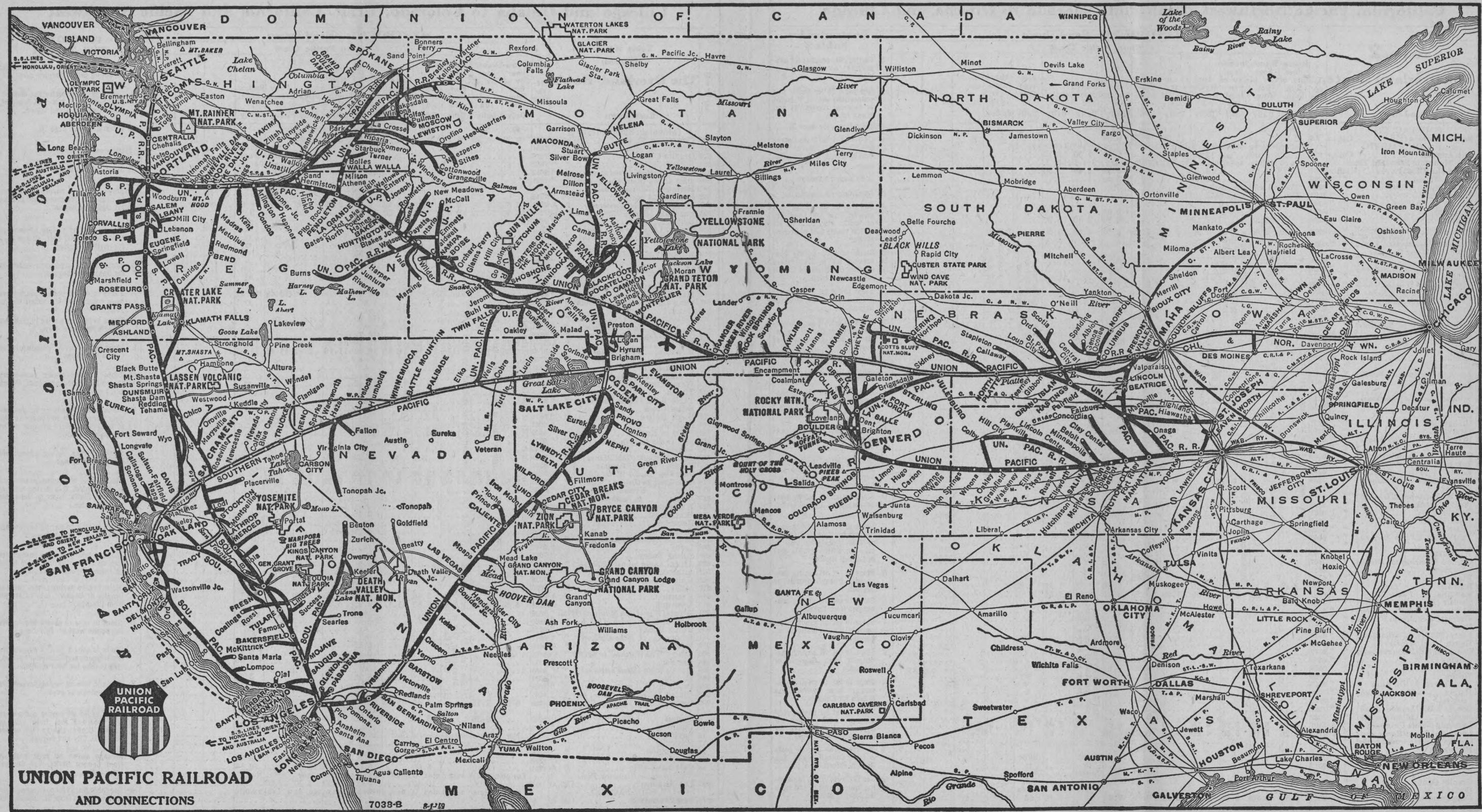
Chicago and Omaha to Colorado, Utah, California and Pacific Northwest

Table No. 1 (Continued) The Overland Route. WESTBOUND—Read Down. To Pacific Coast. Includes stations from Cheyenne to San Francisco with fares and times.

For equipment, see pages 6 to 11, inclusive.

FOOTNOTES FOR TABLE 1

- Carries only a coach for passengers; no dining car or sleeping cars. See page 38 for motor bus connections with U. P. trains at Fremont, Columbus and Grand Island. Extra fare—see page 20. Daily except Sunday. Stops only on signal. Stops to let off paying passengers from east of Cheyenne; also to take for Ogden or beyond. Stops to let off paying passengers from Denver and east; also to take for north of Granger. Stops to take on paying passengers for Oakland or beyond. Stops to let off paying passengers from points east of Council Bluffs. Stops to take on paying passengers for Los Angeles or beyond. Stops to take paying passengers for Ogden and beyond. Stops to take paying passengers for north of Granger, or for Ogden and beyond. Stops to let off sleeping car passengers from Omaha and beyond; also to take for north of Granger or for Ogden and beyond. Stops to take paying passengers for north of Granger. Stops to let off paying passengers who boarded this train east of Council Bluffs; also to take for west of Ogden. Stops to take on paying passengers for Salt Lake City or beyond. Stops to take on paying passengers for Pocatello or beyond; also to let off from Cheyenne or beyond. Stops to take paying passengers for Omaha or beyond; also to let off from Chicago. Stops to take on paying passengers for points west of Julesburg. Stops to let off paying passengers from Omaha and Denver or beyond; also to take for west of Ogden. Stops to take on paying passengers for Pendleton or beyond. Stops to let off paying passengers who boarded this train east of Council Bluffs; also to take on for Salt Lake City and beyond. Mileage shown on mile posts is from Council Bluffs. See General Information, page 2. See table No. 53 for connecting train service to and from St. Joseph, Mo.



**UNION PACIFIC RAILROAD**  
AND CONNECTIONS

7038-B 8-1-19

California, Pacific Northwest, Utah and Colorado to Omaha and Chicago

Table No. 2 The Overland Route EASTBOUND—Read Down. Includes columns for Streamliner, Pony Express, and various routes like SOU. PAC. CO., UNION PACIFIC, etc.

Footnotes for Table 2. Contains notes A through Z regarding passenger services, extra fares, and connections.

For equipment, see pages 6 to 11, inclusive.

California, Pacific Northwest, Utah and Colorado to Omaha and Chicago

Table No. 2 (Continued) The Overland Route EASTBOUND—Read Down. Continuation of the previous table with more route details and fares.

Extra Fare Trains. Beginning June 10 from Chicago, and June 11 from Denver, Nos. 85 and 86 operate with through sleeping cars and coaches during summer season between Chicago and Denver.

Limited handling of baggage. Extra fare tickets will not be sold on the "City of Los Angeles" and the "City of San Francisco" unless space has been reserved; and each person, including children of any age, who is to occupy space to the exclusion of other passengers, must hold such space assignment before he will be permitted to board train.

NOTE: There is bus line connection at Kimball, to and from Harrisburg, Gering and Scotts-bluff, Nebr.

The RAILROAD HOUR. Hear It On NBC Network Every Monday Night. Famous Musical Shows—Great Stars of Stage and Screen with Gordon MacRae. Presented by American Railroads.

For equipment, see pages 6 to 11, inclusive, and page 15. For explanation of reference marks see page 24.

Between Chicago, Omaha, Denver, Ogden, Salt Lake City and Los Angeles

Table No. 3 The Overland Route. WESTBOUND—Read Down and EASTBOUND—Read Up. Includes routes for Chicago, Omaha, Minneapolis, St. Paul, Omaha, Salt Lake City, and Los Angeles. Includes footnotes for Table 3.

For equipment, see pages 6 to 12, inclusive.

Between Chicago, Omaha, Denver, Ogden, Salt Lake City and Los Angeles

Table No. 3 (Continued) The Overland Route Pacific Standard Time. WESTBOUND—Read Down and EASTBOUND—Read Up. Includes routes for Los Angeles, Salt Lake City, Ogden, Denver, and Chicago. Includes footnotes for Tables 4 to 10, inclusive.

For equipment, see pages 6 to 12, inclusive.

For explanation of reference marks in table 3, see page 26.

The Seasoned Traveler Goes by Train

Between Chicago, Omaha, Denver, Ogden and San Francisco

Table No. 14 The Overland Route. WESTBOUND—Read Down and EASTBOUND—Read Up. Includes routes for C. & N.W., UNION PACIFIC, and SOUTHERN PACIFIC.

Footnotes for Page 28

- (f) Stops only on signal.
Via Borie Cut-off; not via Cheyenne.
A See tables 24 and 30 for service between St. Louis, Kansas City, Denver and Cheyenne.
B Stops to let off paying passengers from Ogden and beyond; also to take for Reno and beyond.
D Stops to let off paying passengers from Reno and beyond; also to take for Ogden and beyond.
E Stops to let off paying passengers from Ogden or beyond; also to take for Sacramento or beyond.
H Stops to take paying passengers for Ogden and beyond.
K Stops to let off paying passengers from Ogden or beyond.
M Stops to take paying passengers for Ogden or beyond; also to let off from Sacramento or beyond.
See table 31 for service between Ogden and Salt Lake City.
Leaves and arrives from Market Street station.
Leaves and arrives from Third Street station.
(C.S.T.) Central standard time.
(M.S.T.) Mountain standard time.
(P.S.T.) Pacific standard time.
Mileage shown on mile posts is from Council Bluffs. See General Information, page 2.

Rail—Auto Travel Plan

Ask your Ticket Agent for information and about arrangements. You can . . .

RENT A NEW CAR at your train destination.

This plan makes it easy for you to have a car ready for your convenience when you reach the end of your train journey.

DRIV-UR-SELF RENTAL STATIONS

are located in many cities in the United States and Canada.

Ask your Railroad Ticket Agent about the plan.

San Francisco, Sacramento and Los Angeles (Via Southern Pacific)

Table No. 15 and Table No. 16. Via Valley Line and Via Coast Line. Includes routes for San Francisco, Sacramento, and Los Angeles.

For equipment, see pages 8 to 13, inclusive.

Between Chicago, Omaha and Denver

Table No. 1 The Overland Route. WESTBOUND—Read Down and EASTBOUND—Read Up. Includes routes for UNION PACIFIC and ROCKY MOUNTAIN WEST.

Denver—La Salle—Ft. Collins

Table No. 18. 9-21 Daily and 212-334 Daily. Includes routes for Denver, La Salle, and Ft. Collins.

Footnotes for Page 29

- \* Daily (f) Stops only on signal.
Mixed passenger train.
C & NW No. 14, local from Omaha to Chicago, carries no through cars from Union Pacific.
Stops to let off paying passengers from Cheyenne or beyond.
Regular bus service only during Park summer season.
Yellow Cab Co., between La Salle and Greeley meets all trains. Arrange in advance with La Salle agent.
Stops to take paying passengers for points east of Julesburg.
Stops to let off paying passengers from Denver; also to take for Chicago.
Stops to take on paying passengers for points west of Julesburg.

Mileage shown on mile posts is from Council Bluffs. For explanation see page 2. Time from 12:01 midnight to 12:00 noon is in light face type.

Time from 12:01 noon to 12:00 midnight shown in heavy face type.

Where no time shown, trains do not stop, except as indicated by reference marks

WRITE NOW FOR YOUR 1950 SUMMER TOUR BOOK

Our SUMMER TOURS book, beautifully illustrated in color, contains fascinating day-by-day stories of tours to many of our great western vacation lands: Yellowstone — Grand Teton — Zion — Bryce Canyon — Grand Canyon — Rocky Mountain — Yosemite National Parks; Colorado — Jackson Hole — Utah — Hoover Dam — Las Vegas — Tijuana, Old Mexico.

In describing these personally escorted, money-saving tours, this book tells you what you see and do and how you get the most for your vacation dollars. Write today for a free copy of SUMMER TOURS. Use the coupon.

UP-C & NW Department of Tours

Form for requesting a free copy of the Summer Tours book, including fields for Name, Address, City, and Zone.

For equipment, see page 15.

Between Chicago, Omaha and Spokane, Portland, Tacoma and Seattle

Table No. 20 The Overland Route. WESTBOUND-Read Down and EASTBOUND-Read Up. Includes routes for Chicago, Omaha, St. Paul, Minneapolis, St. Louis, Kansas City, Denver, Cheyenne, and various points in Idaho, Utah, and Montana.

Footnotes for Pages 30 and 31

Motor bus. This service is provided for passengers arriving or departing Shoshone and holding through rail tickets to and from Sun Valley or Ketchum, Idaho. Through sleeping car daily to and from West Yellowstone during park summer season. Connecting Sleeping Car service to and from West Yellowstone during park summer season. C & NW 14, local from Omaha to Chicago, has no through cars from Union Pacific. Runs via Borie Cut-off, not via Cheyenne. Daily. Stops only on signal. Daily except Sunday. Stops to let off paying passengers from Tacoma and beyond; also to take on for Vancouver and beyond. Stops to let off paying passengers from Portland and beyond; also to take for Pocatello or beyond. Stops to take paying passengers for Tacoma or beyond, and to let off from Portland or beyond. Stops to take on paying passengers for Cheyenne and beyond; also to let off from Pendleton and beyond. Stops to take on paying passengers for Umatilla and beyond. No. 407 stops at East Olympia to let off paying passengers for Olympia that come from Portland or beyond. Bus to Olympia will be operated when passengers are reported. Stops to take paying passengers for Vancouver and south and to let off from points north of Seattle. Stops to take on or let off paying passengers. Stops to let off paying passengers from Wallula and beyond. Stops to let off paying passengers from Pocatello or beyond. Stops to take on paying passengers for Pocatello or beyond. Stops to take paying passengers for Ogdén, Cheyenne or beyond; also to let off from Pendleton and beyond. Stops to let off paying passengers from Vancouver and beyond, and to take for Tacoma and Seattle. Stops to let off paying passengers from Vancouver and beyond, and to take for Tacoma and Seattle. Stops to let off paying passengers from Portland and beyond on Tuesdays only.

Between Chicago, Omaha and Spokane, Portland, Tacoma and Seattle

Table No. 20 (Continued) The Overland Route. WESTBOUND-Read Down and EASTBOUND-Read Up. Includes routes for Huntington, Durkee, Pleasant Valley, Baker, Haines, North Powder, Telocaset, Union Jct., Hot Lake, La Grande, Kamela, Meacham, Duncan, Gibbon, Cayuse, Pendleton, Walla Walla, Spokane, Pendleton, Hermiston, Umatilla, Spokane, Umatilla, Ordinance, Boardman, Heppner Jct., Arlington, Bialock, Rufus, Biggs, Celilo, The Dalles, The Dalles, Mosier, Hood River, Wyeth, Cascade Locks, Bonneville, Multnomah Falls, Bridal Veil, Rooster Rock, Troutdale, Portland.

Footnotes for Pages 30 and 31

Stops to let off paying passengers from Seattle; also to take for south of Tacoma. Stops to let off paying passengers from Tacoma or beyond; also to take for Portland or beyond. For service between St. Louis, Denver and Cheyenne, see tables 24 and 30. Stops to let off paying passengers from Ogdén, Cheyenne, and beyond; also to take for Pendleton and beyond. Stops to let off paying passengers from Vancouver and beyond and to take on for points beyond Seattle. Stops to take paying passengers for south of Tacoma. Via North Puyallup. Via Puyallup. Stops to take on paying passengers for Portland and beyond. Stops to let off paying passengers from Pendleton or beyond. Trains 407, 408, 457 and 458 carry passengers to and from East Olympia and Portland and Seattle. Bus service is only between East Olympia and Olympia, and operates daily to and from U. S. station at Olympia. Bus will handle only hand baggage for passengers, except no baggage is handled on Sunday. Union Pacific rail tickets to or from certain stations (consult agent) are honored on Grays Harbor lines buses operating over public highway only through towns where time is shown. Mileage shown on mile posts is from Council Bluffs. See General Information, Page 2.

Between Portland, Tacoma and Seattle

Table No. 20 Pacific Standard Time. All tickets over these lines are interchangeable and will be good on any train. Includes routes for Portland, Vancouver, Ridgefield, Woodland, Kalama, Kelso-Longview, Castle Rock, Vader, Winlock, Napavine, Chehalis, Centralia, Bucoda, Tenino, East Olympia, Olympia, Nisqually, Stilleacom, Tacoma, Tacoma, Puyallup, North Puyallup, Summer, Auburn, Kent, Seattle, Seattle.

Portland-Chehalis-Centralia-Hoquiam

Table No. 21 Pacific Standard Time. Motor Bus -460, Motor Bus -408, Motor Bus -458. Includes routes for Portland, Chehalis, Centralia, Galvin, Helsing Jct., Independence, Saginaw, South Elma, Ar Montesano, Melbourne, Cosmopolis, Aberdeen, Hoquiam.

Portland-Seattle-Tacoma-Olympia

Table No. 22 Pacific Time. Bus-458, Bus-408. Includes routes for Portland, East Olympia, Olympia, Seattle, Tacoma, East Olympia, East Olympia, Olympia.

Between St. Louis, Kansas City, Topeka, Salina and Denver

Table No. 24 The Overland Route (Central Standard Time) and Table No. 25 Kansas City - Junction City - Concordia (Central Time). Includes routes for Motor, Passenger, Pony Express, and The Kansan.

Between Denver, Cheyenne and Salt Lake City

Table No. 30 The Overland Route (Mountain Standard Time). Includes routes for Motor, Passenger, Pony Express, and The Kansan between Denver, Cheyenne, and Salt Lake City.

Distance between Denver and Salt Lake City via Borie is 613 miles; via Cheyenne is 625 miles.

Between Ogden and Salt Lake City

Table No. 31 (Mountain Time). Includes routes for Motor, Passenger, Pony Express, and The Kansan between Ogden and Salt Lake City.

Ogden - Echo - Coalville - Park City

Table No. 32 (Mountain Time). Includes routes for Motor, Passenger, Pony Express, and The Kansan between Ogden, Echo, Coalville, and Park City.

Laramie - Coalmont

Table No. 33 (Mountain Time). Includes routes for Motor, Passenger, Pony Express, and The Kansan between Laramie and Coalmont.

Saratoga & Encampment Valley R. R. Co.

Table No. 34 (Mountain Time). Includes routes for Motor, Passenger, Pony Express, and The Kansan between Saratoga and Encampment Valley.

Footnotes for Pages 32 and 33

NOTE - See table 20 for detail schedules to Pacific Northwest. Local freight; carries combination coach-baggage car for passengers. Stops to let off paying passengers for points on the Solomon-Beloit branch; also to take for Denver and beyond.

Between Salt Lake City, Ogden, Pocatello, West Yellowstone and Butte

Table No. 36 The Overland Route. WESTBOUND—Read Down. Table with columns for stations (Salt Lake City, Ogden, Pocatello, etc.) and times. Includes sub-tables for Cache Junction and Ogden-Brigham-Malad.

Table No. 37 Cache Junction—Logan—Preston. Table No. 38 Ogden—Brigham—Malad. Table No. 39 Salt Lake—Idaho Falls—W. Yellowstone. Table No. 40 Salt Lake—Idaho Falls—Ashton—Victor.

Footnotes for Page 34

\* Daily. (f) Stops only on signal. † Daily except Sunday. Nos. 35 and 36 between Pocatello and West Yellowstone, and Nos. 47 and 48 between Ashton and Victor, operate only during Yellowstone and Grand Teton Park summer season June 19 through September 7, 1935. Local freight with combination coach-baggage car.

For equipment, see pages 17 and 18.

Union Pacific Branch Lines

Omaha—North Platte—So. Torrington. Table No. 42. Table with columns for stations (Omaha, North Platte, So. Torrington) and times. Includes sub-tables for Omaha—Kearney—Stapleton and Grand Island—Stromsburg—Lincoln.

Omaha—Columbus—Norfolk. Table No. 45. Table with columns for stations (Omaha, Columbus, Norfolk) and times. Includes sub-tables for Omaha—Columbus—Spalding and Omaha—Grand Island—Loup City.

Kansas City—Topeka—Marysville. Table No. 52. Table with columns for stations (Kansas City, Topeka, Marysville) and times. Includes sub-tables for St. Joseph—Marysville—Grand Island and Omaha—Columbus—Albion.

• Nos. 93 and 94 carry a Coach-Tourist Sleeping Car, three round trips each week, between Omaha, Gering and South Torrington; in Nos. 3 and 4 between Omaha and North Platte. See equipment in Table A, pages 6 and 7. \* Daily. † Sunday only. ‡ Daily except Monday. † Daily except Sunday. ‡ Daily except Saturday and Sunday. Local freight with combination coach-baggage car. K Sundays, Wednesdays and Fridays only. H Mondays, Wednesdays and Fridays only. E Tuesdays, Thursdays, and Saturdays only. On days livestock is to be carried, train No. 82 runs about one-half hour later than schedule shown. Local freight with caboose; hand baggage only.



Connecting Bus Service

Portland — Pendleton — Spokane

Table No. 84 (Pacific Time) showing bus routes between Portland, Pendleton, and Spokane with departure and arrival times.

Spokane — Moscow — Lewiston

Table No. 85 (Pacific Time) showing bus routes between Spokane, Moscow, and Lewiston with departure and arrival times.

Spokane — Grand Coulee Dam

Table showing bus routes between Spokane and Grand Coulee Dam via Okanogan Valley Bus Lines.

Fremont — Lincoln

Table showing bus routes between Fremont and Lincoln with departure and arrival times.

Columbus — Lincoln

Table showing bus routes between Columbus and Lincoln with departure and arrival times.

Grand Island — Hastings

Table showing bus routes between Grand Island and Hastings via Yellow Diamond Lines.

Las Vegas — Tonopah

Table showing bus routes between Las Vegas and Tonopah via Las Vegas-Tonopah-Reno Stage Line.

The Dalles — Bend

Table No. 86 (Pacific Daylight Time) showing bus routes between The Dalles and Bend.

Biggs — Shaniko

Table No. 87 (Pacific Time) showing bus routes between Biggs and Shaniko.

Footnotes for Page 38

Footnote text explaining symbols like (M) for Capitol Stages, (A) for Interstate Transit Lines, and (C) for Elkhorn Valley Stages.

UNION PACIFIC TRAINS USE THESE STATIONS

- List of stations for Union Pacific trains, including Boise, Idaho; Butte, Montana; Cheyenne, Wyoming; Chicago, Illinois; Denver, Colorado; Kansas City, Mo.; Los Angeles, Calif.; Oakland, Calif.; Portland, Oregon; Riverside, Calif.; San Bernardino, Calif.; San Francisco, Calif.; Salina, Kansas; Salt Lake City, Utah; Seattle, Wash.; Spokane, Wash.; St. Louis, Mo.; Tacoma, Wash.; Topeka, Kansas; and Yakima, Wash.

Connections at Omaha

Large table showing connections at Omaha for various routes including C. & N. W., The Milw. Road, C. B. & Q., Mo. Pac., and others, with departure and arrival times.

Connections at Kansas City

Large table showing connections at Kansas City for various routes including C. G. W., K. C. S., Frisco Lines, C. B. & Q., M. K. T., and Wabash, with departure and arrival times.

For explanation of reference marks, see page 40.

Connections at Denver

Table with columns for routes (19, 15, 17, 1, 2, 18, 16, 20, 27-7, 101-10, 141-14, 21-1, C&S-A-T&SF, 2-22, 13-130, 16-28-1-102, 8-28) and fares for various destinations like Denver, Colorado Springs, Pueblo, etc.

Connections at Spokane and Butte

Table with columns for routes (16, 18, The Milwaukee Road, 17, 15, 236-4, Great Northern, 3-235, 4-288, 2, N. P., 287-3, 1, S. I.-C. P. R., 1, 11-59, 3-55, 5-30, 10-55, Ar Spokane, Bonners Ferry, Kingsgate, Calgary) and fares.

Connections at Los Angeles

Table with columns for routes (78, 76, 74, 72, 70, A. T. & S. F., 71, 73, 75, 77, 79) and fares for destinations like Los Angeles, Fullerton, Anaheim, Orange, Santa Ana, Oceanside, Del Mar, San Diego.

Connections at Seattle

Table with columns for routes (356, 360, 362, Great Northern, 355, 357, 361) and fares for destinations like Seattle (P.T.), Everett, Bellingham, New Westminster, Vancouver.

Footnotes for Pages 39 and 40

22 trips daily offering frequent trips between Seattle and Bremerton (Puget Sound Navy Yard). All trains daily except when otherwise indicated. Connecting service between Rio Grande Trailways. Arrives and departs from C. St. P. M. & O. Webster St. Station, Omaha. Bus to and from Rochester. Time from 12.01 midnight to 12.00 noon shown in light face type. Time from 12.01 noon to 12.00 mid-  
nightshown in heavy face type.

ROUND TRIP RAIL FARES

Large table with columns for destinations (Los Angeles, San Francisco, Portland, Oregon; Tacoma, Seattle, Washington, Spokane, Walla Walla, Washington, Lewiston, Idaho, Ogden, Salt Lake City, Utah, Cedar City, Utah, W. Yellowstone, Mont; Victor, Ida., Sun Valley, Idaho, Ketchum, Idaho, Denver, Colorado) and fares. Includes sub-sections for 'TO' and 'FROM' routes.

Connections at Portland

Table with columns for routes (21, S. P. & S., 22) and fares for destinations like Portland, Astoria, Seaside.

Connections at Salt Lake City

Table with columns for routes (17, 1, Western Pacific, 2, 18) and fares for destinations like Salt Lake City (M. T.), Sacramento (P. T.), Stockton, San Francisco (P. T.).

Do You Know About Our Prepaid Ticket Order Plan?

We have a plan whereby you may purchase, at your railroad station, an order for railroad service, to be used by a member of your family, or any other person you may designate, at some distant station. This service offers a particularly safe and convenient way of providing tickets and other railroad service to students returning home at holiday and vacation time. These prepaid orders may include railroad tickets, sleeping and parlor car tickets, and cash for meals and other incidentals. Your railroad agent will handle them for you — by telegraph if necessary — and they will be delivered without service charge to any person you may specify, in the United States or Canada.

UNION PACIFIC RAILROAD

From Minneapolis First Class fare 32 cents lower, Coach Class fare 25 cents lower. Applies one way via Omaha and one way via Northern Lines. Via Kansas City, Mo. Via Chicago, Ill. Applies to Los Angeles and San Diego. Fares to San Francisco slightly higher. Fare to Ogden slightly lower. Fare to Walla Walla slightly lower. Applies only to Portland. Fares to Tacoma or Seattle slightly higher. From Minneapolis first class 15 cents higher, coach 5 cents higher.

# PULLMAN SLEEPING CAR RATES

These rates are compiled from current Pullman Co. tariffs and published as a convenience for patrons. Effective June 1, 1950, and subject to change without notice.

Rates between Points of Service Shown below. Charges Shown Do Not Include Federal Tax.

See Page 43 for Rates for Upper Berths, Drawing Rooms, Compartments, Bedrooms, Roomettes, etc., Based on Applicable Lower Berth

Chicago	St. Paul Minneapolis	Co. Bluffs Omaha	St. Louis	Kansas City	Denver	BETWEEN		Salt Lake City	Butte	Portland	Seattle Tacoma	Los Angeles	San Francisco
Double Lower Standard Berth	Double Lower Standard Berth	Double Lower Standard Berth	Double Lower Standard Berth	Double Lower Standard Berth	Double Lower Standard Berth	AND		Double Lower Standard Berth	Double Lower Standard Berth	Double Lower Standard Berth	Double Lower Standard Berth	Double Lower Standard Berth	Double Lower Standard Berth
\$15.25	\$*15.50	\$12.00	\$15.25	\$12.60	\$ 9.25			\$ 4.10	\$ 5.35	\$ 5.35	\$06.95	\$ A10.95	\$*11.85
8.65	10.65	12.00	10.05	12.00	16.50			19.65	25.15	25.15	25.15	25.75	25.75
12.85	*13.55	10.05	12.60	10.65	8.90			4.80	7.50	7.50	P 7.50	11.15	11.15
15.50	\$14.45	12.25	15.25	13.10	8.90			3.50	*12.15	*12.15	*13.55	6.00	G*10.10
9.25	8.65	5.70	9.25	7.20				5.70	7.50	12.60	12.60	12.60	12.60
9.25	3.50	4.10	3.50	4.10	9.25			12.60	12.85	18.25	18.25	18.25	18.25
D12.60	D*13.55	D10.05	D12.60	D10.65	D 7.20			6.60	8.90	12.85	12.85	13.40	13.40
4.10	5.05	3.50	3.50	5.70	5.70			3.50	3.50	7.50	R 8.90	9.50	10.40
14.45	13.95	11.15	14.45	11.75	8.35			10.65	10.65	15.75	15.75	15.75	15.75
								3.80	4.45	6.60	M 8.35	10.65	10.65
16.05	15.75	13.40	16.05	14.20	10.40			4.80	8.65	*13.45	*14.85	3.80	G* 7.90
16.05	*16.90	13.40	*17.45	13.95	12.00			7.75	3.80	3.80	*15.50	H*11.00	25.75
18.25	18.25	15.75	17.50	15.75	13.40			7.75	11.15	L10.40	E11.75	L 4.10	4.10
15.25	15.00	12.25	15.25	12.85	8.90			3.50	6.95	*12.15	*13.55	5.70	G* 9.80
3.50		3.50	5.05	5.05	8.65			12.60	*13.55	*19.25	*19.25	18.25	18.25
7.75	10.65	11.15	9.25	11.15	15.75			18.85	19.10	25.15	25.15	25.15	25.15
12.60	12.60	10.05	12.60	10.65	6.60			4.10	8.35	8.35	K10.05	7.75	7.75
4.10	3.50	4.10	3.50	5.70	5.70			10.05	10.05	15.75	15.75	15.75	15.75
15.75	*16.90	13.40	15.25	13.95	10.65			6.60	6.00	3.50	N 4.80	A13.10	H*10.70
7.20	10.05	10.65	8.65	10.65	15.25			18.25	18.50	24.30	24.30	24.30	24.30
12.60	*13.55	10.05	12.60	10.65	6.95			7.75	11.15	L 7.20	C 8.65	L 4.10	H 8.65
18.25	*19.25	15.75	17.50	15.75	12.85			10.05	P 7.50	3.50	H11.75	H 8.65	8.65
16.80	16.50	13.95	16.80	15.00	11.15			3.50	3.80	6.60	B 7.75	10.05	10.65
18.25	18.25	15.75	17.50	15.75	12.60			10.05	*13.55	15.75	15.75	15.75	15.75
12.60	12.60	10.05	12.60	10.65	6.60			8.65	P 4.10	4.10	P 4.10	A13.65	H10.65
18.25	18.25	15.75	17.50	15.75	13.40			7.75	11.15	L 7.20	C 8.65	L 4.10	H 8.65
18.25	*19.25	15.75	17.50	15.75	12.85			10.05	P 7.50	3.50	H11.75	H 8.65	8.65
13.95	13.95	10.65	13.95	11.15	7.75			3.50	3.80	6.60	B 7.75	10.05	10.65
15.75	*16.90	13.40	15.25	13.95	12.00			10.05	*13.55	15.75	15.75	15.75	15.75
3.50	5.05	4.10	3.50	5.05	8.65			8.65	P 4.10	4.10	P 4.10	A13.65	H10.65
3.50		3.50	5.05	5.05	8.65			*12.60	*12.60	*17.50	*17.50	*17.50	*17.50
14.45	13.95	11.15	14.45	11.75	8.35			12.60	*13.55	19.25	*19.25	18.25	18.25
18.25	*19.25	15.75	17.50	15.75	12.85			3.80	4.45	6.60	M 8.35	10.65	10.65
12.60	*13.55	10.05	12.60	10.65	8.65			10.05	P 7.50	3.50	8.90	10.40	*11.25
15.75	*16.90	13.40	15.25	13.95	11.50			7.20	* 9.20	3.50	* 7.00	13.65	H*10.70
7.20	10.05	10.65	7.75	10.05	14.45			18.25	18.50	24.30	24.30	23.75	23.75
D12.60	*13.55	D10.05	D12.60	D10.65	D 8.65			3.50	3.50	8.90	8.90	10.40	10.40

Lower Standard Berth Rate Between Las Vegas, Nevada and Cedar City, Utah, \$3.50

- (A) Via Salt Lake City and Pocatello. \* Made combination of fares.
- (B) From Tacoma, lower standard berth, \$7.50.
- (C) Via Southern Pacific Company and Portland. From Tacoma lower standard berth, \$8.35.
- (D) Also applies via Ogden. Where through car is operated via Salt Lake City charge for side trip Ogden to Salt Lake City and return with privilege of occupying car at Salt Lake City during one-half day's stop-over is \$1.15. When change of cars is necessary and passengers transfer at Salt Lake City instead of Ogden there is no charge for the side trip.
- (E) Via Southern Pacific Company and Portland. From Tacoma, lower standard berth, \$11.15.
- (F) Via Southern Pacific Company and Portland. From Tacoma, lower standard berth, \$7.75.
- (G) Via Los Angeles. (H) Via Southern Pacific Company and Portland.
- (K) From Tacoma, lower standard berth, \$9.50.
- (L) Via Southern Pacific Company.
- (M) From Tacoma, lower standard berth, \$7.75.
- (N) From Tacoma, lower standard berth, \$4.10.
- (P) Via Direct Lines. (Q) From Tacoma, lower standard berth \$6.60.
- (R) From Tacoma, lower standard berth \$8.65.
- (S) From Minneapolis, lower standard berth \$15.00.
- Berth rates to and from Cheyenne, Denver and west apply via Omaha or via Kansas City.

© Rates effective and service available only during Park Summer Season.

Bedroom Rates: Bedrooms are available on most Union Pacific trains, including the Streamliner trains. See equipment pages 6 to 19 inclusive. Double bedrooms have upper and lower berths. Duplex-Single Bedrooms have only one berth. (See table on opposite page.) When occupied by one person, only one rail ticket required.

Exclusive Space Occupancy by One Person: One and one-fourth railroad tickets must be purchased for exclusive use of drawing-room; one and one-tenth tickets for compartment. If Streamliner "City of Los Angeles" or "City of San Francisco" is used, one and one-tenth first class special service charge tickets are required for exclusive occupancy of a compartment, and one and one-fourth first class special service charge tickets for exclusive occupancy of a drawing-room. These tickets are in addition to the regular rail and Pullman tickets. Exception: Only one rail ticket is required for use of a compartment between Chicago, Ill., and Butte, Mont., or Pendleton, Ore., and points north and west thereof (also West Yellowstone, Mont., and Victor, Idaho).

### Double Lower Standard Berth Rate to Los Angeles and Las Vegas from points shown; quoted via Pocatello, Idaho and Salt Lake City, Utah.

BETWEEN		
Ayer, Wash. and Los Angeles		\$13.65
Cheney, Wash. and Los Angeles		13.65
La Grande, Ore. and Los Angeles		12.60
Marengo, Wash. and Los Angeles		13.65
Umatilla, Ore. and Los Angeles		13.40
Wallula, Wash. and Los Angeles		13.65

BETWEEN		
Ayer, Wash. and Las Vegas, Nev.		\$11.50
La Grande, Ore. and Las Vegas, Nev.		9.80
Pendleton, Ore. and Las Vegas, Nev.		10.40
Shoshone, Ida. and Las Vegas, Nev.		7.20
Spokane, Wash. and Las Vegas, Nev.		12.25
Umatilla, Ore. and Las Vegas, Nev.		10.65
Wallula, Wash. and Las Vegas, Nev.		10.95

# Table of Rates for Various Accommodations in Standard Pullman Sleeping Cars Effective December 6, 1949

(Charges shown do not include federal tax)

Where Lower Berth Rate is	Upper Berth Rate is	Roomette for one Person is	Duplex Single Room for one Person is	Bed Room for one Person is	Bed Room for two Persons is	Bed R'm Suite for two or more Persons is	Com-partm't for one Person is	Com-partm't for two Persons is	Drawing Room for one Person is	Drawing Room for two Persons is
3.50	2.60	4.85	5.50	6.65	7.70	13.30	7.90	9.60	10.50	13.30
3.80	2.90	5.30	6.10	7.20	8.35	14.40	8.55	10.90	11.40	14.40
4.10	3.10	5.75	6.60	7.80	9.00	15.60	9.25	11.55	12.30	15.60
4.45	3.40	6.20	7.10	8.45	9.80	16.90	10.00	12.85	13.35	16.90
4.80	3.60	6.65	7.55	9.10	10.55	18.20	10.80	13.45	14.40	18.20
5.05	3.85	7.15	8.05	9.60	11.10	19.20	11.35	14.15	15.15	19.20
5.35	4.10	7.50	8.60	10.15	11.75	20.30	12.05	15.40	16.05	20.30
5.70	4.30	7.95	9.10	10.85	12.55	21.70	12.85	16.00	17.10	21.70
6.00	4.60	8.40	9.60	11.40	13.20	22.80	13.50	17.25	18.00	22.80
6.25	4.80	8.80	10.05	11.90	13.75	23.80	14.05	17.85	18.75	23.80
6.60	5.00	9.20	10.50	12.55	14.50	25.10	14.85	18.40	19.80	25.10
6.95	5.25	9.65	11.00	13.20	15.30	26.40	15.65	19.60	20.85	26.40
7.20	5.45	10.05	11.50	13.70	15.85	27.40	16.20	20.20	21.60	27.40
7.50	5.70	10.45	12.00	14.25	16.50	28.50	16.90	21.40	22.50	28.50
7.75	5.90	10.85	12.45	14.75	17.05	29.50	17.45	21.90	23.25	29.50
8.10	6.10	11.25	12.80	15.40	17.80	30.80	18.25	22.50	24.30	30.80
8.35	6.35	11.75	13.35	15.85	18.35	31.70	18.80	23.70	25.05	31.70
8.65	6.55	12.10	13.80	16.45	19.05	32.90	19.45	24.20	25.95	32.90
8.90	6.80	12.50	14.30	16.90	19.60	33.80	20.05	25.40	26.70	33.80
9.25	7.00	12.95	14.75	17.60	20.35	35.20	20.80	26.05	27.75	35.20
9.50	7.20	13.35	15.20	18.05	20.90	36.10	21.40	26.55	28.50	36.10
9.80	7.45	13.70	15.70	18.65	21.55	37.20	22.05	27.75	29.40	37.20
10.05	7.65	14.15	16.10	19.10	22.10	38.20	22.60	28.30	30.15	38.20
10.40	7.90	14.50	16.60	19.75	22.90	39.50	23.40	29.45	31.20	39.50
10.65	8.10	14.85	17.00	20.25	23.45	40.50	23.95	29.95	31.95	40.50
10.95	8.30	15.30	17.45	20.80	24.10	41.60	24.65	30.50	32.85	41.60
11.15	8.55	15.65	17.90	21.20	24.55	42.40	25.10	31.65	33.45	42.40
11.50	8.70	16.05	18.35	21.85	25.30	43.70	25.90	32.15	34.50	43.70
11.75	8.95	16.45	18.75	22.35	25.85	44.70	26.45	33.30	35.25	44.70
12.00	9.15	16.80	19.20	22.80	26.40	45.60	27.00	33.80	36.00	45.60
12.25	9.35	17.15	19.60	23.30	26.95	46.60	27.55	34.30	36.75	46.60
12.60	9.55	17.60	20.10	23.95	27.70	47.90	28.35	35.45	37.80	47.90
12.85	9.75	17.95	20.50	24.40	28.25	48.80	28.90	36.00	38.55	48.80
13.10	10.00	18.35	21.00	24.90	28.80	49.80	29.50	37.15	39.30	49.80
13.40	10.20	18.75	21.35	25.45	29.50	50.90	30.15	37.65	40.20	50.90
13.65	10.35	19.10	21.80	25.95	30.05	51.90	30.70	38.20	40.95	51.90
13.95	10.60	19.50	22.25	26.50	30.70	53.00	31.40	39.30	41.85	53.00
14.2										