

# TRAFFIC REPRESENTATIVES . . . UNION PACIFIC RAILROAD

ABERDEEN, WASH.—3 Union Passenger Station, K and River Sts.— Phone 1045  
 G. H. JACKA..... General Agent  
 ALHAMBRA, CALIF.—City Tkt. Office, 51 S. Garfield Av. — Phone Atlantic 18763  
 A. L. GETMAN..... (Or Phone Cumberland 32624)..... Ticket Agent  
 ASTORIA, ORE.—438 Commercial St.— Phone 304  
 FLOYD C. FOSTER..... Traveling Freight and Passenger Agent  
 ATLANTA 3, GA.—1432 Healey Building— Phone Lamar 6261  
 F. S. SMITH..... General Agent  
 BEND, ORE.—1054 Bond St.— Phone 63  
 H. D. ATHON..... General Agent  
 BIRMINGHAM 3, ALA.—701 Brown-Marx Building— Phone 7-1837  
 J. E. PILON..... District Freight and Passenger Agent  
 BOISE, IDAHO—City Ticket Office, Idaho Bldg., 212 No. 8th St.— Phone 414  
 KAY L. JOHNSON..... General Agent  
 BOSTON 8, MASS.—208 Old South Bldg., 294 Washington St.—  
 M. W. COONERTY..... (Phone Hubbard 2-6380)..... General Agent  
 BREMERTON, WASH.—Consolidated Ticket Office, 228 First St.— Phone 722  
 S. S. HARVEY..... Ticket Agent  
 BUTTE, MONT.—609 Metals Bank Bldg., 8 West Park Street— Phone 22359  
 J. D. FORD..... General Agent  
 Consolidated Ticket Office—2 North Main Street— Phone 3275  
 D. E. WILDER..... Ticket Agent  
 CHEYENNE, WYO.—City Ticket Office, 120 W. 16th St.— Phone 4421  
 C. E. ASTLER..... General Agent  
 CHICAGO 3, ILL.—11 South LaSalle Street at Madison— Phone Randolph 6-0141  
 D. H. VOLTZ..... Traffic Manager  
 C. A. POLLOCK..... General Freight Agent  
 M. R. BRYAN..... General Agent, Freight Department  
 City Ticket Office, 1 South LaSalle Street—  
 JOHN C. POLLOCK..... (Phone Randolph 6-0141)..... General Passenger Agent  
 CINCINNATI 2, OHIO—303 Dixie Term. Bldg., 4th & Walnut Sts.— Phone Main 0144  
 F. B. SWOPE..... General Agent  
 CLEVELAND 13, OHIO—1407 Terminal Tower, 50 Public Square—  
 G. A. BROWN..... (Phone Main 1-3070)..... General Agent  
 COUNCIL BLUFFS, IA.—Union Pacific Transfer Depot— Phone 6134  
 W. M. CALHOUN..... Freight and Passenger Agent  
 DALLAS 1, TEXAS—2108 Mercantile Bank Bldg.— Phone Riverside 1778  
 CARROLL M. BROWN..... General Agent  
 DENVER 2, COLO.—City Ticket Office, 535 17th Street— Phone Keystone 4141  
 P. F. ECHELE..... Traffic Manager  
 M. A. LIGHT..... General Freight Agent  
 K. N. MIDDLEKAUFF..... General Passenger Agent  
 DES MOINES 9, IOWA—407 Equitable Bldg., 6th & Locust Sts.— Phone 3-0583  
 EUGENE R. FIELD..... General Agent  
 DETROIT 26, MICH.—612 Book Building, 1219 Washington Boulevard—  
 C. J. STEGEMAN (Phone Woodward 1-7794)..... Traffic Manager  
 EAST LOS ANGELES, CALIF.—5454 Ferguson Drive— Phone Angulus 6509  
 J. J. WALKER..... Ticket Agent  
 EUGENE, ORE.—201 Ardel Offices, 33 East 10th Ave.— Phone 4-9353  
 ALAN B. TAYLOR..... General Agent  
 FRESNO 1, CALIF.—207 Rowell Bldg., Tulare St. and Van Ness Ave.— Phone 4-6571  
 H. G. PELLETIER..... General Agent  
 GERING, NEBR.—Union Pacific Station— Phone 35  
 F. M. PURNELL..... General Agent  
 GLENDALE 3, CALIF.—City Ticket Office, 404½ North Brand Boulevard—  
 W. A. SHOOK (Phone Citrus 1-2174 or Chapman 6-1370)..... General Agent  
 HOLLYWOOD 28, CALIF.—City Ticket Office, 6702 Hollywood Blvd.—  
 V. J. SCHMITTROT (Ph. Hillside 0231) Gen'l Agt., Passenger Department  
 HUNTINGTON PARK, CALIF.—City Ticket Office, 7002 Pacific Blvd.—  
 R. H. LUND..... (Phone Kimball 9281)..... Passenger Agent  
 KANSAS CITY 6, MO.—200 Waldheim Bldg., 6 East Eleventh St.— Ph. Victor 6530  
 D. R. ALEXANDER..... General Freight and Passenger Agent  
 L. G. STAHL..... General Agent, Freight Department  
 City Ticket Office—2 East Eleventh Street—  
 E. E. SWANSON (Phone Victor 6530)..... General Agent, Passenger Department  
 LAS VEGAS, NEV.—Union Pacific Station— Phone 1190  
 R. A. BLONDE..... Special Representative  
 LEWISTON, IDAHO—Room 7, Union Depot— Phone 1163  
 H. J. BERGER..... General Agent  
 LINCOLN 8, NEBR.—City Ticket Office, 130 So. 13th St.— Phone 2-6517  
 A. H. GENGE..... General Agent  
 LONG BEACH 2, CALIF.—City Ticket Office, 144 Pine Avenue— Phone 7-2931  
 H. J. DeLACY..... General Agent  
 LONGVIEW, WASH.—  
 C. J. LOLCOMA, Freight Station, Phone 818..... General Agent  
 C. F. HEATH, Ticket Office, 1225 Broadway, Phone 815..... Ticket Agent  
 LOS ANGELES 14, CALIF.—Union Pacific Bldg., 422 W. 6th Street—  
 W. T. PRICE (Phone Trinity 9211)..... Traffic Manager  
 GAYLORD F. ALLEN..... Assistant Traffic Manager  
 C. H. SALTMARSH..... General Passenger Agent  
 E. C. RASMUSSEN..... General Freight Agent  
 Union Pacific Building—608 So. Olive Street— Phone Trinity 9211  
 C. F. HALLSMAN..... General Agent, Passenger Department  
 W. F. NASH—610 So. Olive Street..... General Agent, Freight Department  
 MEMPHIS 3, TENN.—1137 Sterick Bldg.—8 North Third St.— Phone 2-6290  
 G. E. ROTHROCK..... General Agent  
 MILWAUKEE 3, WIS.—814 Warner Bldg., 212 W. Wisconsin Ave.—  
 K. T. MINDEMANN..... (Phone Marquette 8-7833)..... General Agent  
 MINNEAPOLIS 2, MINN.—890 Northwestern Bank Bldg., 620 Marquette Ave.—  
 EMIL W. MAU (Phone Main 2451)..... General Agent  
 NEW ORLEANS 12, LA.—504 Nat'l Bank of Commerce Bldg., 210 Baronne Street—  
 D. V. RICKSON..... (Phone Canal 2274)..... General Agent

NEW YORK 20, N.Y.—626 Fifth Ave., Suite 350, Rockefeller Center—  
 H. L. LAUBY..... (Phone Circle 6-4900)..... Eastern Traffic Manager  
 RHEES FIFE..... (Phone Circle 6-4900) General Agent, Pas'ger Department  
 H. C. YERGER..... (Phone Circle 6-4908) General Agent, Freight Department  
 OAKLAND 12, CALIF.—215 Central Bank Bldg., 436 14th St. Phone Glencourt 1-8576  
 L. M. LAYNE..... General Agent  
 OGDEN, UTAH—City Ticket Office, Ben Lomond Hotel Bldg.— Phone 5533  
 J. F. BAKER..... General Agent  
 OMAHA 2, NEBR.—City Ticket Office—Corner 15th & Dodge Streets—  
 WALTER CONREY (Phone Jackson 5822) Gen'l Agent, Passenger Department  
 R. A. FORAL..... General Agent, Freight Department  
 City Ticket Office—1614 Farnam Street— Phone Jackson 5822  
 W. W. NEILL..... Ticket Agent  
 PASADENA 1, CALIF.—Un. Pac. Station, 205 W. Colorado St.— Ph. Sycamore 2-4107  
 L. A. WIRGLER..... General Agent  
 PHILADELPHIA 2, PA.—904 Girard Trust Bldg., Broad St. & So. Penn Sq.—  
 MORTON MANN (Phone Rittenhouse 6-2170)..... General Agent  
 PITTSBURGH 22, PA.—1419 Oliver Bldg., Smithfield Street and Sixth Avenue—  
 SAM REINHARDT (Phone Atlantic 1-0260)..... General Agent  
 POCATELLO, IDAHO—Union Pacific Passenger Station— Phone 268  
 R. A. ANDERSON..... General Agent  
 POMONA, CALIF.—Union Pacific Passenger Station— Phone Lycoming 2-3561  
 E. C. MALLON..... Passenger and Freight Traffic Agent  
 PORTLAND 5, ORE.—751 Pittcock Block— Phone Broadway 7771  
 C. W. EVERS..... Traffic Manager  
 J. C. CUMMING..... General Passenger Agent  
 T. J. DOWD..... General Freight Agent  
 DON SUTHERLAND..... General Agent, Freight Department  
 City Ticket Office—701 S. W. Washington Street— Phone Broadway 7771  
 N. B. FALLAS..... General Agent, Passenger Department  
 RENO, NEV.—209 American Building, 131 West 2nd St.— Phone 4881  
 J. D. MALEFYT..... General Agent  
 RIVERSIDE, CALIF.—Union Pacific Pass. Station, 7th & Vine Sts.— Phone 626  
 J. L. BRECHIN..... General Agent  
 ST. JOSEPH 2, MO.—City Ticket Office, 516 Francis Street— Phone 2-5485  
 F. F. ROBINSON..... General Freight and Passenger Agent  
 ST. LOUIS 1, MO.—1223 Ambassador Bldg., 411 North 7th St.— Phone Chestnut 7752  
 T. W. GURSKY..... General Agent  
 SACRAMENTO 14, CALIF.—217 Forum Bldg., 1107 Ninth St.— Phone 2-1025  
 F. A. FOX..... General Agent  
 SALINA, KANS.—Third and Ash Streets— Phone 297  
 J. M. BROWN..... General Agent  
 SALT LAKE CITY 1, UTAH—Union Pacific Bldg., 10 So. Main St.— Phone 3-1544  
 J. W. PADDEN..... Traffic Manager  
 A. G. BLOOM..... General Passenger Agent  
 City Ticket Office—Hotel Utah, Main and So. Temple Streets— Phone 3-1544  
 W. J. THOMAS..... General Agent, Passenger Department  
 F. L. MORGAN..... General Agent, Freight Department  
 SAN DIEGO 1, CALIF.—City Ticket Office, 320 Broadway— Phone Franklin 7241  
 H. G. LARIMER..... General Agent  
 SAN FRANCISCO 2, CALIF.—291 Geary Street— Phone Garfield 1-6030  
 H. A. LAWRENCE..... Traffic Manager  
 B. P. COSTELLO..... General Agent, Freight Department  
 City Ticket Office—Geary at Powell Street— Phone Garfield 1-6030  
 H. W. HICKS..... General Passenger Agent  
 SAN JOSE 13, CALIF.—206 1st Nat. Bk Bldg., Santa Clara & 1st Sts.— Ph. Cypress 2-3878  
 E. A. COONS..... General Agent  
 SAN PEDRO, CALIF.—City Ticket Office, 805 So. Pacific Avenue—  
 J. V. CONNETT..... (Phone Terminal 2-7531)..... General Agent  
 SANTA ANA, CALIF.—City Ticket Office, 305 North Main Street—  
 WALTER DITTMER..... (Phone Kimberly 2-9799)..... General Agent  
 SANTA MONICA, CALIF.—City Ticket Off., 307 Santa Monica Blvd.—  
 W. A. CHENEY..... (Phone Ezbrook 5-1213)..... General Agent  
 SEATTLE 4, WASH.—204 Union Sta., 4th Ave. & Jackson St.— Phone Elliott 6933  
 H. M. WEST..... Assistant Traffic Manager  
 P. A. AULENBACHER..... General Agent, Freight Department  
 City Ticket Office—1300 Fourth Avenue at University, Seattle 1—  
 A. L. IVES (Phone Elliott 6933)..... General Agent, Passenger Department  
 SIOUX CITY 9, IOWA—405 Commerce Bldg., 520 Neb. St.— Phone 5-8328  
 J. F. TURRENTINE..... General Agent, Freight Department  
 SPOKANE 8, WASH.—City Ticket Office—727 Sprague Ave., Corner Post St.—  
 J. R. LIVSEY..... (Phone Main 4131)..... General Agent  
 STOCKTON 6, CALIF.—207 California Bldg., 11 So. San Joaquin St.— Phone 2-8981  
 V. J. CHRISTENSEN..... District Freight and Passenger Agent  
 SUN VALLEY, IDAHO—  
 R. E. BERNER..... Transportation Agent  
 TACOMA 2, WASH.—City Ticket Office, 114 So. Ninth St.— Phone Broadway 2275  
 F. G. ROTHWELL..... General Agent  
 TORONTO, ONT.—201-2 Canadian Pacific Bldg., 69 Yonge St.— Phone Elgin 7239  
 W. W. CREIGHTON..... General Agent  
 TULSA 3, OKLA.—823 Kennedy Bldg., 321 South Boston St.— Phone 2-6859  
 L. B. BRADLEY..... General Agent  
 WALLA WALLA, WASH.—1st Natl. Bank Bldg., 2nd & Alder Sts.— Phone 30  
 J. H. CUNNINGHAM..... General Agent  
 WASHINGTON 5, D. C.—600 Shoreham Bldg., 15th and H Sts., N. W.—  
 R. T. PAYNE (Phone Republic 0600)..... General Agent  
 WINSTON-SALEM 3, N. C.—632 Reynolds Bldg., 4th and Main Sts.— Phone 2-4881  
 D. R. WALKER..... Traveling Freight and Passenger Agent  
 YAKIMA, WASH.—Union Pacific Building, 104 W. Yakima Ave.— Phone 4181  
 V. E. BUCHANAN..... General Agent

C. J. COLLINS  
 General Passenger Traffic Manager  
 OMAHA 2, NEBR.


W. T. BURNS, Vice-President—Traffic  
 OMAHA 2, NEBRASKA

J. R. MacANALLY  
 General Freight Traffic Manager  
 OMAHA 2, NEBR.

August 13, 1950

# UNION PACIFIC RAILROAD

TIME TABLES



August 13, 1950

# UNION PACIFIC RAILROAD

TIME TABLES






Table of geographical locations and table numbers, organized in columns. Includes entries like 'Dodd, Colo.', 'Evans, Colo.', 'Georgetown, Idaho', etc.

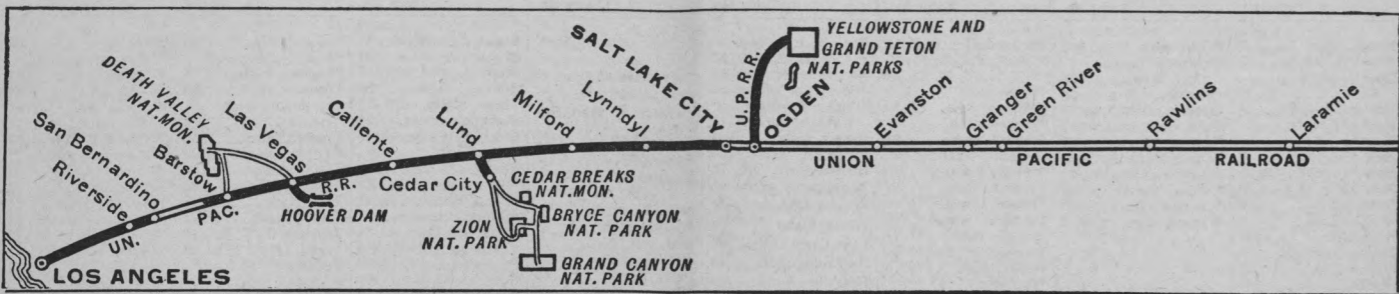
Stations marked ■ are located on Divisions indicated by table numbers, but are not shown in folder tables.

Table of geographical locations and table numbers, organized in columns. Includes entries like 'Nephi, Utah', 'Orto, Wyo.', 'Portland, Ore.', etc.

Stations marked ■ are located on Divisions indicated by table numbers, but are not shown in folder tables.

Sun Valley is open year-round

Table of geographical locations and table numbers, continuing from the previous page. Includes entries like 'Vader, Wash.', 'Vale, Ore.', 'Valley, Nebr.', etc.



**NEW YORK, CHICAGO and MINNEAPOLIS to LOS ANGELES via Omaha and Salt Lake City**

Table A Condensed Schedules All Trains Daily	Streamliner City of Los Angeles 103 Daily Example	Los Angeles Limited 1 Daily Example	Utahn 3 Daily Example	Gold Coast-Pony Express 23-37 Daily Example
Lv New York (EST) N.Y.C. Ar Chicago (C.S.T.)		3.00 SA 7.05 SU		
Lv New York (EST) Penn.R.R. Lv N. Philadelphia (E.S.T.) Ar Chicago (C.S.T.)		4.00 SA 5.20 SA 7.20 SU		
Lv Chicago (CST) C. & N.W. Ar Omaha	7.15 SU 3.00 MO	12.01 SU 9.00 SU		10.00 SU 9.00 MO
Lv Minneapolis C. & N.W. " St. Paul " Sioux City Ar Omaha		11.40 SU 12.10 SU 6.10 SU 8.40 SU	11.40 SU 12.10 SU 6.10 SU 8.40 SU	9.25 SU 10.10 SU 5.00 MO 7.45 MO
Lv Omaha (C.S.T.) Un. Pac. " Fremont " Columbus " Grand Island " Kearney Ar North Platte (C.S.T.)	3.10 MO 6.55 "	9.25 SU 12.05 MO 2.20 "	10.00 SU 11.59 SU 4.30 "	9.30 MO 10.16 MO 11.08 MO 12.25 MO 1.07 "
Lv North Platte (M.S.T.) " Sidney Ar Cheyenne	6.00 " 7.43 " 9.25 "	1.30 " 3.50 " 6.00 "	4.05 " 6.40 " 9.00 "	2.00 " 4.20 " 6.25 "
Lv Cheyenne " Laramie " Rawlins " Rock Springs " Green River " Evanston Ar Ogdan	9.35 " 10.55 " 12.40 " 3.00 " 4.40 " 6.15 " 6.25 "	6.10 " 7.40 " 9.55 " 12.50 " 2.50 " 4.40 " 5.00 "	10.25 " 11.59 " 10.50 " 4.38 " 5.25 " 7.23 " 9.15 "	6.35 " 8.05 " 10.50 MO 1.25 TU 2.10 TU 4.22 " 6.15 "
Lv Ogdan Ar Salt Lake City	6.25 " 7.10 "	5.00 " 5.50 "	9.45 " 10.35 "	7.00 " 8.00 "
Lv Salt Lake City Lv Milford Ar Lund	7.20 " 10.28 MO	6.00 " 10.05 MO	10.55 MO 2.55 TU 3.33 TU	9.40 " 3.05 " 3.50 TU
Ar Cedar City Lv Cedar City			6.30 TU 1045 MO	5.00 TU 2.20 TU
Lv Lund (M.S.T.) Lv Callente (P.S.T.) Lv Las Vegas Ar San Bernardino " Riverside " East Los Angeles Ar Los Angeles (P.S.T.)			3.33 TU 4.40 " 2.25 TU 7.20 " 9.00 " 8.40 " 9.00 TU	3.50 TU 5.07 " 9.15 TU 4.20 WE 5.00 " 6.30 " 7.00 WE
Ar Alhambra Ar Pasadena Ar Glendale	9.05 TU 9.20 " 9.55 TU	10.35 TU 10.50 " 11.25 TU	3.20 TU 3.35 " 4.10 TU	6.55 WE 7.10 " 7.45 WE
Ar Anaheim Ar Long Beach Ar San Pedro (P.S.T.)	9.50 TU 9.35 TU 10.05 TU	11.20 TU 11.05 TU 11.30 TU	4.05 TU 3.50 TU 4.15 TU	7.40 WE 7.25 WE 7.50 WE

**Equipment for Page 6**

★ **NO. 103—Streamliner CITY OF LOS ANGELES—DAILY—Extra Fare**  
Cars from Chicago run via C. & N. W. east of Omaha.  
Club Lounge Car @ . . . . . Chicago to Los Angeles—(Bath, radio).  
Observation—Lounge @ . . . . . Chicago to Los Angeles.  
Standard Sleeping Cars . . . . . Chicago to Los Angeles—Drawing-rooms, Compartments, Bedrooms, Roomettes, Sections.  
Reclining Seat Coaches . . . . . Chicago to Los Angeles—(all seats reserved).  
Cafe Lounge Car . . . . . Chicago to Los Angeles—Moderately priced meals and lounge for coach passengers.  
Dining Car . . . . . A la carte and club or table d'hote service.

★ **NO. 1—LOS ANGELES LIMITED—DAILY—No Extra Fare**  
Cars from Chicago and Minneapolis-St. Paul run via C. & N. W. to Omaha; thence U. P.  
Club Lounge Car @ . . . . . Chicago to Los Angeles—(Radio-Bath).  
Standard Sleeping Cars . . . . . New York to Los Angeles—10 Roomettes, 6 Double Bedrooms (N.Y.C. No. 65 to Chicago).  
New York to Los Angeles—10 Roomettes, 6 Double Bedrooms (P.R.R. No. 77 to Chicago).  
Chicago to Los Angeles—2 D.R., 4 Compts., 4 Dbl. Bdrm.  
Chicago to Los Angeles—12 Roomettes, 4 Dbl. Bdrm.  
Chicago to Los Angeles—14 Sections.  
Chicago to Los Angeles—14 Sec. (Summer Season only).  
Minneapolis-St. Paul to Los Angeles—6 Sections, 6 Roomettes, 4 Dbl. Bedrooms (203-10-203 to Omaha).  
Reclining Seat Coaches . . . . . Chicago to Los Angeles (2 cars—all seats reserved).  
Coach Lounge Car . . . . . Chicago to Los Angeles (coach seats reserved).  
Dining Car . . . . . A la carte and club or table d'hote service.

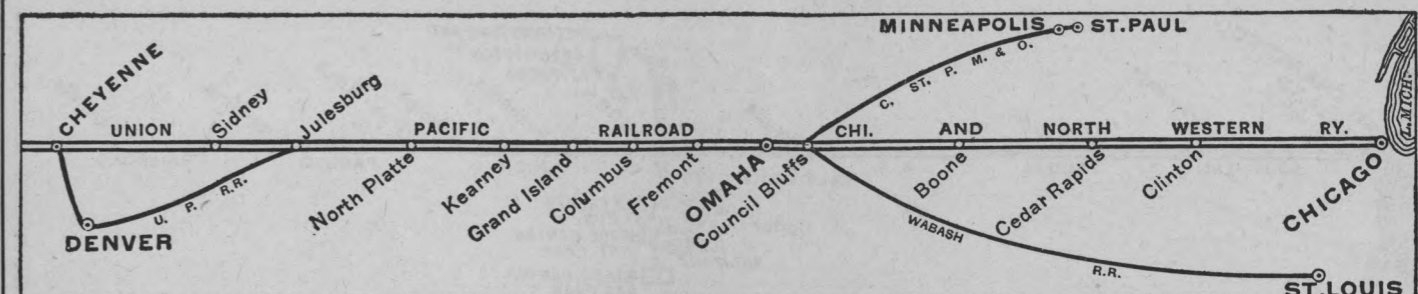
★ **NO. 3—UTAHN—DAILY**  
Club Lounge Car @ . . . . . Cheyenne to Los Angeles.  
Standard Sleeping Cars . . . . . Omaha to Los Angeles—6 Sec., 6 Rmte., 4 D Bdrms.  
Cheyenne to Los Angeles—12 Roomettes, 4 Double Bedrooms (No. 9 from St. Louis).  
Cheyenne to Los Angeles—6 Rmte., 6 Sec., 4 Dbl. Bdrm. (No. 9 from Kansas City—(Summer Season only).  
Salt Lake City to Cedar City—8 Sections, D. R., 2 Compts. (No. 301 beyond Milford—Last car Sept. 13).  
Cedar City to Los Angeles—8 Sec., D.R., 2 Compts. (No. 302 to Milford—Last car Sept. 14).  
Coach Tourist Sleeper . . . . . Omaha to Gering and South Torrington—6 Sections (No. 93 beyond North Platte). From Omaha on Mondays, Wednesdays and Fridays only.  
Reclining Seat Coaches . . . . . Omaha to Los Angeles (not reserved).  
Cheyenne to Los Angeles (Wab.-U.P. 9 from St. Louis—all seats reserved).  
Salt Lake City to Cedar City (No. 301 beyond Milford) Summer Season only.  
Dining Car . . . . . North Platte to Los Angeles—a la carte and club or table d'hote service.

★ **23-37—GOLD COAST—PONY EXPRESS—DAILY**  
23 to Ogdan; 37 to Los Angeles. Cars from Chicago run via C. & N.W. east of Omaha.  
Club Lounge Service @ . . . . . Chicago to Los Angeles.  
Standard Sleeping Cars . . . . . Chicago to Los Angeles—10 Sec., 3 Dbl. Bedrooms.  
Salt Lake City to Los Angeles—10 Roomette, 6 Double Bedrooms. (No. 30 from Butte).  
Sun Valley to Los Angeles—6 Compts., 3 D.R. (56-12-32 to Salt Lake City). (Winter Season).  
Las Vegas to Los Angeles—8 Sec., D.R., 3 Dbl. Bdrms.  
Reclining Seat Coaches . . . . . Chicago to Los Angeles.  
Ogdan to Los Angeles (No. 37 from Kansas City).  
Dining Car . . . . . A la carte and club or table d'hote service. (Breakfast not served into Los Angeles).

**Footnotes for Page 6**

⊗ Club lounge cars are for the exclusive use of standard sleeping car passengers.  
The City of Los Angeles and Los Angeles Limited have lounge cars for coach passengers.  
⊠ Conditional stop; see Tables 1 or 3. \* Motor Bus between Lund and Cedar City.  
♦ Motor bus connections with main line trains at East Los Angeles.  
● Extra fare train; limited handling of baggage, consult agent. See tables 1 and 2.

★ Regularly assigned through cars air-conditioned. (f) Stops only on signal.  
(E.S.T.) Eastern standard time. (C.S.T.) Central standard time.  
(M.S.T.) Mountain standard time. (P.S.T.) Pacific standard time.  
⊠ Connection with No. 3 is made at Milford not at Lund.  
Time from 12.01 midnight to 12.00 noon shown in light face type.  
Time from 12.01 noon to 12.00 midnight shown in heavy face type.



**LOS ANGELES to CHICAGO, NEW YORK and MINNEAPOLIS via Salt Lake City and Omaha**

Table A Condensed Schedules All Trains Daily	Streamliner City of Los Angeles 104 Daily Example	Los Angeles Limited 2 Daily Example	Utahn 4 Daily Example	Pony Express-Gold Coast 38-24 Daily Example
Lv San Pedro (P.S.T.) Lv Long Beach	3.20 SU 3.50 SU	10.30 SU 11.00 SU	9.45 SU 10.15 SU	6.00 SU 6.30 SU
Lv Anaheim	3.45 SU	10.55 SU	10.10 SU	6.25 SU
Lv Glendale Lv Pasadena Lv Alhambra	3.30 SU 4.10 " 4.25 SU	10.50 SU 11.25 " 11.40 SU	10.05 SU 10.40 " 10.55 SU	6.20 SU 6.55 " 7.10 SU
Lv Los Angeles (P.S.T.) " East Los Angeles " Riverside " San Bernardino Lv Las Vegas Lv Callente (P.S.T.) Ar Lund (M.S.T.)	5.00 SU 5.20 " 6.38 " 11.55 SU	12.01 SU 12.25 " 1.25 " 1.50 " 7.40 SU	11.15 SU 11.40 " 12.40 " 1.05 " 7.05 SU 9.55 SU 12.45 MO	7.30 SU 7.55 " 9.15 " 9.55 SU 5.30 MO 8.40 " 11.50 MO
Ar Cedar City Lv Cedar City			6.30 MO 1045 MO	1255 MO 1020 MO
Lv Lund " Milford Ar Salt Lake City Lv Salt Lake City Ar Ogdan Lv Ogdan " Evanston " Green River " Rock Springs " Rawlins " Laramie Ar Cheyenne Lv Cheyenne Lv Sidney Ar North Platte (M.S.T.) Lv North Platte (C.S.T.) " Kearney " Grand Island " Columbus " Fremont Ar Omaha	5.40 MO 8.40 " 8.50 " 9.35 " 9.45 " 11.14 " 1.05 " 5.10 " 6.20 " 6.30 " 7.52 " 9.33 " 10.38 MO 10.45 TU	2.15 MO 6.10 " 6.20 " 7.10 " 7.30 " 9.19 " 11.20 " 2.05 " 4.25 " 5.45 " 6.00 " 7.40 " 9.28 " 11.00 MO 11.00 TU	1.35 " 5.10 " 5.30 " 6.20 " 6.50 " 8.40 " 10.55 " 11.16 " 1.35 " 3.55 " 5.15 " 6.05 " 8.30 " 11.00 MO 12.50 TU 2.40 " 3.45 " 5.10 " 6.08 " 7.00 TU	1150 MO 12.40 " 5.45 " 6.40 " 7.15 " 9.30 MO 12.15 TU 12.40 " 3.25 " 6.35 " 8.15 " 8.30 " 10.20 " 12.30 " 1.40 " 3.40 " 4.45 " 5.52 " 6.49 " 7.50 TU
Lv Omaha C. & N.W. Ar Chicago (C.S.T.)	2.50 TU 10.45 TU	4.30 TU 2.00 TU	11.00 TU 9.00 TU	8.30 TU 8.15 WE
Lv Chicago (CT) Penn. RR Ar N. Phila., Pa. (E.S.T.) Ar New York (E.S.T.)		6.00 TU 9.51 WE 11.25 WE		
Lv Chicago (CST) N.Y.C. Ar New York (E.S.T.)		6.15 TU 11.59 WE		
Lv Omaha C. & N.W. Ar Sioux City Ar St. Paul Ar Minneapolis (C.S.T.)		9.00 TU 12.01 TU 7.40 TU 8.15 TU		10.25 TU 1.05 WE 7.45 " 8.20 WE

**Equipment for Page 7**

★ **NO. 104—Streamliner CITY OF LOS ANGELES—DAILY—Extra Fare**  
Cars to Chicago run via C. & N. W. east of Omaha.  
Club Lounge Car @ . . . . . Los Angeles to Chicago—(Bath, radio).  
Observation—Lounge @ . . . . . Los Angeles—Chicago.  
Standard Sleeping Cars . . . . . Los Angeles to Chicago—Drawing-rooms, Compartments, Bedrooms, Roomettes, Sections.  
Reclining Seat Coaches . . . . . Los Angeles to Chicago—(all seats reserved).  
Cafe Lounge Car . . . . . Los Angeles to Chicago—Moderately priced meals and lounge for coach passengers.  
Dining Car . . . . . A la carte and club or table d'hote service.

★ **NO. 2—LOS ANGELES LIMITED—DAILY—No Extra Fare**  
Cars to Chicago and St. Paul-Minneapolis run via C. & N. W. east of Omaha.  
Club Lounge Car @ . . . . . Los Angeles to Chicago—(Radio-Bath).  
Standard Sleeping Cars . . . . . Los Angeles to New York—10 Roomettes, 6 Double Bedrooms (N.Y.C. No. 22 east of Chicago).  
Los Angeles to New York—10 Roomettes, 6 Double Bedrooms (P.R.R. No. 2 east of Chicago).  
Los Angeles to Chicago—2 Drawing-rooms, 4 Compartments, 4 Double Bedrooms.  
Los Angeles to Chicago—12 Roomettes, 4 Dbl. Bdrm.  
Los Angeles to Chicago—14 Sections.  
Los Angeles to Chicago—14 Sec.—(Summer Season only).  
Los Angeles to St. Paul-Minneapolis—6 Secs., 6 Roomettes, 4 Double Bedrooms (204-9-204 east of Omaha).  
Reclining Seat Coaches . . . . . Los Angeles to Chicago (2 cars—all seats reserved).  
Coach Lounge Car . . . . . Los Angeles to Chicago (coach seats reserved).  
Dining Car . . . . . A la carte and club or table d'hote service.

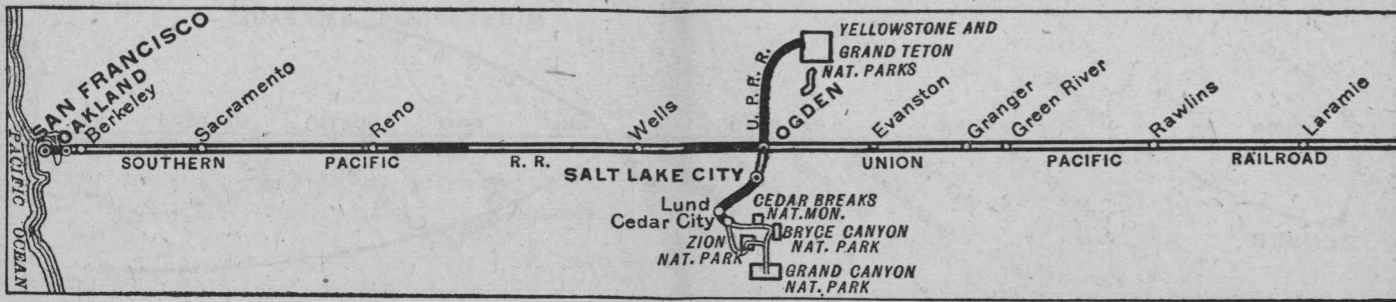
★ **NO. 4—UTAHN—DAILY**  
Club Lounge Car @ . . . . . Los Angeles to Cheyenne.  
Standard Sleeping Cars . . . . . Los Angeles to Omaha—6 Sec., 6 Rmte., 4 D Bdrms.  
Los Angeles to Cheyenne—12 Roomettes, 4 Double Bedrooms (No. 10 to St. Louis).  
Los Angeles to Cheyenne—6 Rmte., 6 Sec., 4 Dbl. Bdrm. (No. 10 to Kansas City—(Summer Season only).  
Los Angeles to Cedar City—10 Sec., D.R., Compts. (No. 301 Milford to Cedar City—Last car Sept. 13).  
Cedar City to Salt Lake City—8 Sections, D.R., Compts. (No. 302 to Milford—Last car Sept. 14).  
Coach-Tourist Sleeper . . . . . South Torrington and Gering to Omaha—6 Sections (No. 94 to North Platte). From South Torrington and Gering on Tuesdays, Thursdays and Saturdays only.  
Reclining Seat Coaches . . . . . Los Angeles to Omaha (not reserved).  
Los Angeles to Cheyenne (No. 10 to St. Louis)—all seats reserved.  
Cedar City to Salt Lake City (No. 302 to Milford.) (Summer Season only).  
Dining Car . . . . . Los Angeles to North Platte—a la carte and club or table d'hote service.

★ **NO. 38-24—PONY EXPRESS—GOLD COAST—DAILY**  
38 to Ogdan; 24 to Chicago. Cars to Chicago run via C. & N. W. east of Omaha.  
Club Lounge Service @ . . . . . Los Angeles to Chicago.  
Standard Sleeping Cars . . . . . Los Angeles to Chicago—10 Sec., 3 Dbl. Bedrooms.  
Los Angeles to Salt Lake City—10 Roomette, 6 Double Bedrooms (No. 29 to Butte).  
Los Angeles to Sun Valley—6 Compts., 3 D.R. (Nos. 29-25-55 north of Salt Lake City) (Winter Season).  
Los Angeles to Las Vegas—8 Sec., D.R., 3 Dbl. Bdrms.  
Reclining Seat Coaches . . . . . Los Angeles to Chicago.  
Los Angeles to Ogdan (No. 38 from Kansas City).  
Dining Car . . . . . A la carte and club or table d'hote service. (Dinner not served leaving Los Angeles).

**Footnotes for Page 7**

⊗ Club lounge cars are for the exclusive use of standard sleeping car passengers.  
The City of Los Angeles and Los Angeles Limited have lounge cars for coach passengers.  
⊠ Conditional stop; see Tables 1 or 3. \* Motor Bus between Lund and Cedar City.  
♦ Motor bus connections at East Los Angeles. Advance notice to U. P. ticket agent necessary.  
● Extra fare train; limited handling of baggage, consult agent. See tables 1 and 2.

★ Regularly assigned through cars air-conditioned. (f) Stops only on signal.  
(E.S.T.) Eastern standard time. (C.S.T.) Central standard time.  
(M.S.T.) Mountain standard time. (P.S.T.) Pacific standard time.  
⊠ Connection with No. 4 is made at Milford, not at Lund.  
Time from 12.01 midnight to 12.00 noon shown in light face type.  
Time from 12.01 noon to 12.00 midnight shown in heavy face type.



**NEW YORK and CHICAGO to SAN FRANCISCO via Omaha**

Table B Condensed Schedules All Trains Daily		Streamliner City of San Francisco 101 Daily Example	San Francisco Overland 27 Daily Example	Gold Coast 23 Daily Example
Lv New York (E.S.T.) N.Y.C.	Ar Chicago (C.S.T.)		11.00 SAT	3.00 SUN
Lv New York (EST) Penn.R.R.	Lv N. Phila., Pa. (E.S.T.)		11.40 SAT	1.09 SUN
Ar Chicago (C.S.T.)			3.40 SUN	
C. & N. W.				
Lv Chicago (C.S.T.)		7.00 SUN	8.00 SUN	10.00 SUN
Lv Clinton		9.14 "	10.25 "	1.05 MON
Lv Cedar Rapids		10.25 SUN	11.46 SUN	2.38 "
Ar Council Bluffs			5.10 MON	8.30 "
Ar Omaha		2.45 MON	5.30 MON	9.00 MON
C. & N. W.				
Lv Minneapolis			203-10-203	201-2-201
Lv St. Paul			11.40 SUN	9.25 SUN
Lv Sioux City			12.10 "	10.10 SUN
Ar Omaha			8.40 SUN	5.00 MON
				7.45 MON
Union Pacific				
Lv Omaha (C.S.T.)		2.55 MON	5.45 MON	9.30 MON
" Fremont				10.16 "
" Columbus				11.08 "
" Grand Island		4.55 "	8.25 "	12.25 "
" Kearney				1.07 "
Ar North Platte (C.S.T.)		6.40 "	10.40 "	2.50 "
Lv North Platte (M.S.T.)		5.45 "	9.50 "	2.00 "
" Sidney		7.28 "	12.10 "	4.20 "
Ar Cheyenne		9.10 "	2.20 "	6.25 "
Lv Cheyenne		9.20 "	2.30 "	6.35 "
" Laramie		10.40 "	4.00 "	8.05 "
" Rawlins		12.30 "	6.15 "	10.50 MON
" Rock Springs				1.25 TUE
Ar Green River		2.40 "	9.00 "	1.50 "
Lv Green River		2.50 "	9.10 "	2.10 "
" Evanston		4.30 "	11.17 MON	4.22 "
Ar Ogden (M.S.T.)		6.05 MON	1.03 TUE	6.15 TUE
Lv Salt Lake City (M.S.T.)			11.30 MON	5.30 TUE
Southern Pacific				
Lv Ogden (M.S.T.)		6.22 MON	1.18 TUE	8.00 TUE
" Reno (P.S.T.)		2.22 TUE	11.11 "	10.40 "
" Truckee			12.07 "	11.45 TUE
Ar Sacramento		6.50 "	4.05 "	4.15 WED
Lv Sacramento		6.55 "	4.10 "	4.35 "
" Berkeley		8.25 "	5.55 "	6.36 "
" Oakland (16th St.)		8.37 "	6.07 "	6.47 "
" Oakland Pier		8.45 "	6.15 "	6.55 "
Ar San Francisco (P.S.T.)		9.15 TUE	6.55 TUE	7.35 WED

**Equipment for Page 8**

★ **NO. 101—Streamliner CITY OF SAN FRANCISCO—Daily—Extra Fare**  
 Cars from Chicago run via C. & N. W. to Omaha; U. P. to Ogden; S. P. to San Francisco.  
 Club Car ⊗.....Chicago to San Francisco (Radio).  
 Standard Sleeping Cars...Chicago to San Francisco—Drawing-rooms, Compts., Double Bedrooms, Duplex Single Bedrooms, Roomettes, Sections.  
 ☞ The Duplex Single Bedroom cars do not operate every trip. Consult Ticket Agent for particulars.  
 Reclining Seat Coaches...Chicago to San Francisco—(all seats reserved).  
 Cafe Lounge Car...Chicago to San Francisco—Moderately priced meals and lounge for coach passengers.  
 Dining Car.....A la carte and club or table d'hote service.

★ **NO. 27—SAN FRANCISCO OVERLAND—DAILY—NO EXTRA FARE**

Cars from Chicago run via C. & N. W. to Omaha; U. P. to Ogden; S. P. to San Francisco.  
 Club Lounge Car ⊗.....Chicago to San Francisco (Radio).  
 Standard Sleeping Cars...New York to San Francisco—10 Roomettes, 6 Double Bedrooms (P.R.R. No. 55 to Chicago).  
 New York to San Francisco—10 Roomettes, 5 Double Bedrooms (N.Y.C. No. 59 to Chicago).  
 Chicago to San Francisco—2 Drawing-rooms, 4 Compartments, 4 Double Bedrooms.  
 Chicago to San Francisco—6 Sections, 6 Roomettes, 4 Double Bedrooms.  
 Cheyenne to San Francisco—6 Sections, 6 Roomettes, 4 Double Bedrooms (No. 9 from St. Louis).  
 Salt Lake City to San Francisco—6 Sections, 6 Roomettes, 4 Double Bedrooms, (No. 33 to Ogden).  
 Reclining Seat Coaches...Chicago to San Francisco (2 cars—all seats reserved).  
 Cheyenne to San Francisco (No. 9 from St. Louis—all seats reserved).  
 Dining Car.....Omaha to San Francisco. A la carte and club or table d'hote service.

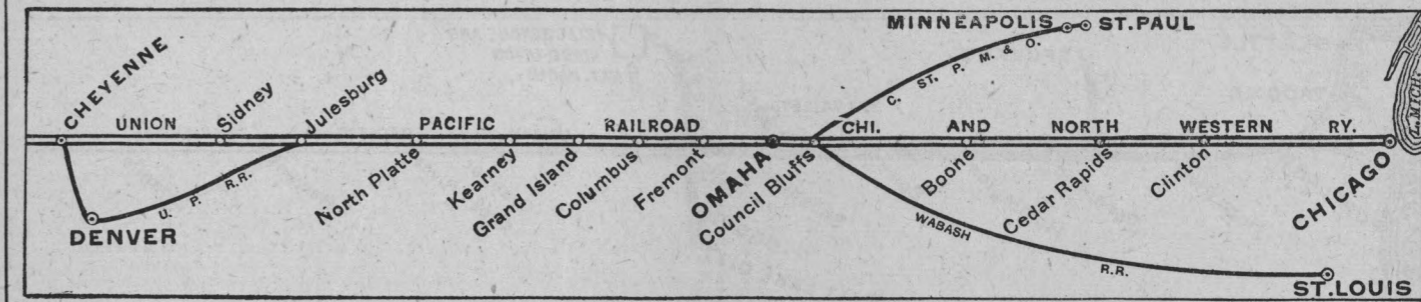
★ **NO. 23—GOLD COAST—DAILY**

Cars from Chicago run via C. & N. W. to Omaha; U. P. to Ogden; S. P. to San Francisco.  
 Club Lounge Car ⊗.....Chicago to San Francisco.  
 Standard Sleeping Cars...Chicago to San Francisco—12 Sections, D.R. (3 cars).  
 Ogden to San Francisco—12 Sections, Drawing-room (No. 37 from Denver).  
 Reclining Seat Coaches...Chicago to San Francisco. (Not reserved).  
 Dining Car.....A la carte and club or table d'hote service.

**Footnotes for Page 8**

Passengers Use Ferry Steamer between Oakland Pier and San Francisco.

- ⊗ Club lounge cars are for the exclusive use of standard sleeping car passengers. The City of San Francisco and San Francisco Overland have lounge cars for coach passengers.
- ☐ Conditional stop; see table 1.
- Extra fare train; limited handling of baggage, consult agent. See tables 1 and 2.
- (f) Stops only on signal.
- ★ Regularly assigned through cars air-conditioned.
- (E.S.T.) Eastern standard time. (C.S.T.) Central standard time.
- (M.S.T.) Mountain standard time. (P.S.T.) Pacific standard time.
- Time from 12:01 midnight to 12:00 noon shown in light face type.
- Time from 12.01 noon to 12.00 midnight shown in heavy face type.



**SAN FRANCISCO to CHICAGO, and NEW YORK via Omaha**

Table B Condensed Schedules All Trains Daily		Streamliner City of San Francisco 102 Daily Example	San Francisco Overland 28 Daily Example	Gold Coast 24 Daily Example
Southern Pacific				
Lv San Francisco (P.S.T.)		5.00 SUN	11.00 SUN	6.00 SUN
" Oakland Pier		5.25 "	11.30 "	6.30 "
" Oakland (16th St.)		5.32 "	11.38 "	6.39 "
" Berkeley		5.39 "	11.47 "	6.49 "
Ar Sacramento		7.15 "	1.35 "	8.55 "
Lv Sacramento		7.20 "	1.40 "	9.15 SUN
" Truckee			5.40 "	f 1.35 MON
" Reno (P.S.T.)		11.52 SUN	6.40 SUN	2.55 "
Ar Ogden (M.S.T.)		9.40 MON	6.25 MON	6.30 MON
Union Pacific				
Ar Salt Lake City (M.S.T.)			7.50 MON	10.15 MON
Lv Ogden (M.S.T.)		9.55 MON	6.45 MON	7.15 MON
" Evanston		11.23 "	8.32 "	9.30 "
Ar Green River		1.05 "	10.30 "	11.50 MON
Lv Green River		1.10 "	10.40 "	12.15 TUE
" Rock Springs				12.40 "
" Rawlins		3.25 "	1.20 "	3.25 "
" Laramie		5.20 "	3.40 "	6.35 "
Ar Cheyenne		6.30 "	5.00 "	8.15 "
Lv Cheyenne		6.40 "	5.15 "	8.30 "
" Sidney		8.02 "	7.00 "	10.20 "
Ar North Platte (M.S.T.)		9.43 "	8.50 "	12.30 "
Lv North Platte (C.S.T.)		10.48 MON	10.00 "	1.40 "
" Kearney				3.40 "
" Grand Island		12.40 TUE	12.15 TUE	4.45 "
" Columbus				5.52 "
" Fremont				6.49 "
Ar Omaha		2.50 TUE	3.10 TUE	7.50 TUE
C. & N. W.				
Lv Omaha		3.00 TUE	3.40 TUE	8.30 TUE
Lv Council Bluffs			3.55 "	8.45 TUE
Ar Cedar Rapids		7.05 "	8.38 "	2.35 WED
Ar Clinton		8.20 "	10.05 "	4.35 "
Ar Chicago (C.S.T.)		10.45 TUE	1.00 TUE	8.15 WED
C. & N. W.				
Lv Omaha			(204-9-204)	(202-1-202)
Ar Sioux City			9.25 TUE	10.25 TUE
Ar St. Paul			12.10 "	1.05 WED
Ar Minneapolis (C.S.T.)			5.55 "	7.30 "
			6.30 TUE	8.05 WED
Lv Chicago (C.S.T.) N.Y.C.			6.15 TUE	
Ar New York (E.S.T.)			11.59 WED	
Lv Chicago (C.S.T.) Penn.R.R.			4.30 TUE	
Ar N. Phila., Pa. (E.S.T.)			9.15 WED	
Ar New York (E.S.T.)			10.45 WED	

**Equipment for Page 9**

★ **NO. 102—Streamliner CITY OF SAN FRANCISCO—Daily—Extra Fare**  
 Runs via S. P. to Ogden, and via C. & N. W. east of Omaha.  
 Club Car ⊗.....San Francisco to Chicago—(Radio).  
 Standard Sleeping Cars...San Francisco to Chicago—Drawing rooms, Compts., Double Bedrooms, Duplex Single Bedrooms, Roomettes, Sections.  
 ☞ The Duplex Single Bedroom cars do not operate every trip. Consult Ticket Agent for particulars.  
 Reclining Seat Coaches...San Francisco to Chicago—(all seats reserved).  
 Cafe Lounge Car...San Francisco to Chicago—Moderately priced meals and lounge for coach passengers.  
 Dining Car.....A la carte and club or table d'hote service.

★ **NO. 28—SAN FRANCISCO OVERLAND—DAILY—No Extra Fare**

Runs via S. P. to Ogden, and via C. & N. W. east of Omaha.  
 Club Lounge Car ⊗.....San Francisco to Chicago (Radio).  
 Standard Sleeping Cars...San Francisco to New York—10 Roomettes, 6 Double Bedrooms (P.R.R. No. 70 east of Chicago).  
 San Francisco to New York—10 Roomettes, 5 Double Bedrooms (N.Y.C. No. 22 east of Chicago).  
 San Francisco to Chicago—2 Drawing-rooms, 4 Compartments, 4 Double Bedrooms.  
 San Francisco to Chicago—6 Sections, 6 Roomettes, 4 Double Bedrooms.  
 San Francisco to Cheyenne—6 Sections, 6 Roomettes, 4 Double Bedrooms (U.P.-Wab. 10 to St. Louis).  
 San Francisco to Salt Lake City—6 Sections, 6 Roomettes, 4 Double Bedrooms, (No. 30 south of Ogden).  
 West Yellowstone to Chicago—10 Sections, D.R., Compts. (Nos. 36-12 to Green River—Summer Season only).  
 Reclining Seat Coaches...San Francisco to Chicago (2 cars—all seats reserved).  
 San Francisco to Cheyenne (U.P.-Wab. No. 10 to St. Louis—all seats reserved).  
 Dining Car.....A la carte and club or table d'hote service.

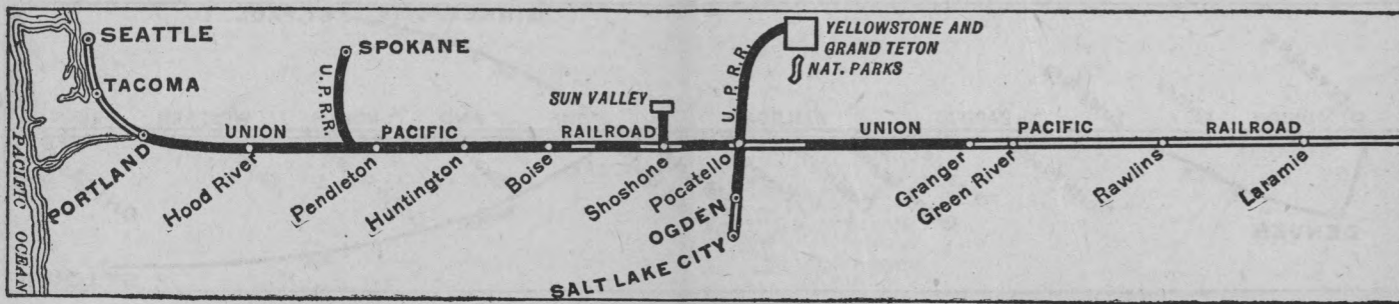
★ **NO. 24—GOLD COAST—DAILY**

Runs via S. P. to Ogden, and via C. & N. W. east of Omaha.  
 Club Lounge Car ⊗.....San Francisco to Chicago.  
 Standard Sleeping Cars...San Francisco to Chicago—12 Sections, D.R. (3 cars).  
 San Francisco to Ogden—12 Sections, Drawing-room (No. 38 to Denver).  
 Reclining Seat Coaches...San Francisco to Chicago (not reserved).  
 Dining Car.....A la carte and club or table d'hote service.

**Footnotes for Page 9**

Passengers Use Ferry Steamer between San Francisco and Oakland Pier.

- ⊗ Club lounge cars are for the exclusive use of standard sleeping car passengers. The City of San Francisco and San Francisco Overland have lounge cars for coach passengers.
- ☐ Conditional stop; see Table 2.
- Extra fare train; limited handling of baggage, consult agent. See tables 1 and 2.
- (f) Stops only on signal.
- ★ Regularly assigned through cars air-conditioned.
- (E.S.T.) Eastern standard time. (C.S.T.) Central standard time.
- (M.S.T.) Mountain standard time. (P.S.T.) Pacific standard time.
- Time from 12:01 midnight to 12:00 noon shown in light face type.
- Time from 12.01 noon to 12.00 midnight shown in heavy face type.



### CHICAGO to PORTLAND and SEATTLE via Omaha

Table C Condensed Schedules All Trains Daily	Streamliner City of Portland 105 Daily Example	Los Angeles Ltd.-Utahn -Idahoan 1-3-11 Daily Example	Gold Coast- Portland Rose 23-17 Daily Example
C. & N. W. Lv Chicago (C.S.T.)	5.30 SUN	12.01 SUN	10.00 SUN
Ar Omaha	1.40 MON	9.00 SUN	9.00 MON
Union Pacific			
Lv Omaha	1.50 MON	10.00 SUN	9.30 MON
" Fremont	2.00 " "	10.59 " "	10.18 " "
" Columbus	2.10 " "	11.59 SUN	11.08 " "
" Grand Island	3.50 " "	1.30 MON	12.25 " "
" Kearney	4.00 " "	2.25 " "	1.07 " "
Ar North Platte (C.S.T.)	5.35 " "	4.30 " "	2.50 " "
Lv North Platte (M.S.T.)	4.40 " "	4.05 " "	2.00 " "
" Sidney	6.23 " "	6.45 " "	4.20 " "
" Cheyenne	8.05 " "	9.00 " "	6.25 " "
Lv Cheyenne	8.15 " "	10.25 " "	6.35 " "
" Laramie	9.35 " "	11.59 " "	8.05 " "
" Rawlins	11.25 " "	2.20 " "	10.50 MON
" Rock Springs	12.05 " "	4.38 " "	1.25 TUE
" Green River	1.45 " "	5.40 " "	3.15 " "
" Kemmerer	f 2.53 " "	7.04 " "	4.50 " "
" Montpelier	4.10 " "	8.45 " "	6.45 " "
Ar Pocatello	5.55 MON	10.55 MON	9.20 TUE
Ar West Yellowstone		7.30 TUE	(Summer Season Only)
Lv West Yellowstone	(Summer Season Only)	7.30 MON	
Lv Pocatello	6.05 MON	11.20 MON	9.50 TUE
" Minidoka	7.05 " "	12.25 TUE	11.05 " "
Ar Shoshone	7.45 MON	1.15 TUE	11.55 TUE
Lv Shoshone	7.50 MON	1.45 TUE	12.00 TUE
Ar Sun Valley (Ketchum)	9.50 MON	3.45 TUE	2.00 TUE
Lv Sun Valley (Ketchum)	5.35 MON	11.10 MON	9.50 TUE
Ar Shoshone	7.35 MON	1.10 TUE	11.50 TUE
Lv Shoshone	7.45 MON	1.15 TUE	11.55 TUE
" Glens Ferry	8.35 " "	2.35 " "	1.25 " "
" Boise	9.50 " "	4.20 " "	3.10 " "
" Nampa	10.16 " "	5.05 " "	3.50 " "
" Ontario	11.00 " "	5.57 " "	4.53 " "
Ar Huntington (M.S.T.)	11.45 " "	6.55 " "	5.55 " "
Lv Huntington (P.S.T.)	10.45 " "	6.05 " "	5.05 " "
" Baker	f 11.58 MON	7.30 " "	6.35 " "
" La Grande	1.10 TUE	8.50 " "	8.05 " "
" Pendleton	3.20 " "	11.20 " "	11.20 TUE
" Arlington	4.00 " "	12.49 " "	1.45 WED
" The Dalles	5.35 " "	1.50 " "	3.40 " "
" Hood River	f 6.05 " "	2.25 " "	4.20 " "
Ar Portland	7.30 TUE	4.00 TUE	6.15 WED
Lv Portland	8.00 TUE	5.00 TUE	8.00 WED
Ar Tacoma	11.01 " "	8.05 " "	11.01 " "
Ar Seattle (P.S.T.)	11.59 TUE	9.15 TUE	11.59 WED

#### Equipment for Page 10

★ NO. 105—Streamliner CITY OF PORTLAND—DAILY—No Extra Fare  
C. & N. W. to Omaha; No. 457 Portland-Seattle.  
Club Lounge Car ⊙ Chicago to Portland (Bath, radio).  
Standard Sleeping Cars... Chicago to Portland—2 Drawing Rooms, 4 Compartments, 4 Double Bedrooms.  
Chicago to Portland—6 Sections, 6 Roomettes, 4 Double Bedrooms (2 cars).  
Chicago to Seattle—12 Roomettes, 4 Double Bedrooms.  
Reclining Seat Coaches... Chicago to Portland—(all seats reserved).  
Cafe Lounge Car... Chicago to Portland—Moderately priced meals and lounge for coach passengers.  
Dining Car... A la carte and club or table d'hote service.

#### ★ NO. 1-3-11—LOS ANGELES LTD.—UTAHN—IDAHOAN—DAILY

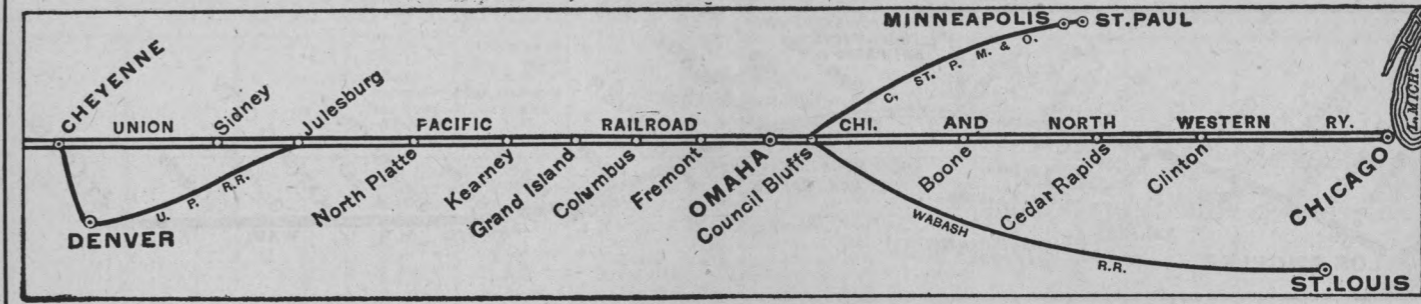
C. & N. W. No. 1 to Omaha; No. 3 to Green River; No. 11 to Portland; No. 459 to Seattle.  
Club Lounge Service... Chicago to Omaha—North Platte to Portland.  
Standard Sleeping Cars... Chicago to West Yellowstone—10 Sec., D.R., Compts. (No. 35 beyond Pocatello—Summer Season only).  
Omaha to Green River—6 Sections, 6 Roomettes, 4 Double Bedrooms (No. 3 through to Los Angeles).  
Cheyenne to Seattle—6 Sections, 6 Roomettes, 4 Double Bedrooms (Wab.-U.P. No. 9 from St. Louis).  
Pocatello to Portland—10 Sections, Drawing-room Compartments (No. 31 from Salt Lake City).  
Reclining Seat Coaches... Chicago to Omaha (for Los Angeles—all seats reserved).  
Omaha to Portland (not reserved).  
Omaha to Green River (for Los Angeles—not reserved).  
Cheyenne to Portland (No. 9 from St. Louis—48 seats—all reserved).  
Pocatello to Portland—(No. 31 from Salt Lake City—48 seats—not reserved).  
Chicago to Omaha.  
North Platte to Portland—A la carte and club or table d'hote service.

#### ★ NO. 23-17—GOLD COAST—PORTLAND ROSE—DAILY

No. 23 to Green River; No. 17 to Portland.  
Cars from Chicago run via C. & N. W. to Omaha; thence U. P.  
Club Lounge Service ⊙ Chicago to Portland.  
Standard Sleeping Cars... Chicago to Portland—10 Sections, D. R., Compt. Pocatello to Spokane—10 Sec., 3 Dbl. Bdrm (No. 33 from Salt Lake City; No. 66 north of Pendleton).  
Green River to Portland—10 Roomettes, 6 Double Bedrooms (No. 17 through from Denver).  
Green River to Portland—14 Sections (No. 17 through from Denver—Summer Season only).  
Green River to Portland—10 Sections, 1 Drawing-room, 2 Compts. (No. 37-17 through from Kansas City).  
Chicago to Portland.  
Green River to Portland (No. 37-17 through from Denver and Kansas City).  
Dining Car... A la carte and club or table d'hote service. (Breakfast not served into Portland).

#### Footnotes for Page 10

- ⊙ Club lounge cars are for the exclusive use of standard sleeping car passengers. The City of Portland has a lounge car for coach passengers.
- Limited handling of baggage on Train 105; consult agent.
- ⊠ Conditional stop; see Table 1 or 20. □ Runs via Borie Cut-off; not via Cheyenne.
- ★ Regularly assigned through cars air-conditioned. (f) Stops only on signal.
- ♣ Motor Bus. This service is provided passengers arriving or departing Shoshone and holding through rail tickets to and from Sun Valley or Ketchum, Idaho.
- West Yellowstone, Montana, is gateway to Yellowstone National Park. Summer Season is from June 19 through September 7; last through car leaves Chicago September 5, and West Yellowstone September 7.
- ▲ Daily train No. 459. \* Daily train No. 457. (C.S.T.) Central Standard time. (M.S.T.) Mountain Standard time. (P.S.T.) Pacific Standard time.
- Time from 12.01 midnight to 12.00 noon shown in light face type. Time from 12.01 noon to 12.00 midnight shown in heavy face type.



### SEATTLE and PORTLAND to CHICAGO via Omaha

Table C Condensed Schedules All Trains Daily	Streamliner City of Portland 106 Daily Example	Idahoan- Utahn 12-4 Daily Example	Portland Rose- Gold Coast 18-24 Daily Example
Union Pacific			
Lv Seattle (P.S.T.)	12.30 SUN	11.30 SAT	4.45 SUN
" Tacoma	1.26 " "	1.00 SUN	5.52 SUN
Ar Portland	4.30 SUN	6.45 SUN	9.15 SUN
Lv Portland	5.30 SUN	8.10 SUN	10.00 SUN
" Hood River	f 6.48 " "	9.46 " "	11.28 SUN
" The Dalles	7.17 " "	10.25 " "	12.05 MON
" Arlington	8.00 " "	11.25 " "	1.06 " "
" Pendleton	9.38 " "	1.25 " "	3.15 " "
" La Grande	11.45 SUN	4.00 " "	5.55 " "
" Baker	f 12.45 MON	5.12 " "	7.05 " "
Ar Huntington (P.S.T.)	2.05 " "	6.35 " "	8.30 " "
Lv Huntington (M.S.T.)	3.05 " "	7.45 " "	9.40 " "
" Ontario	4.00 " "	8.45 " "	10.35 " "
" Nampa	4.36 " "	9.48 " "	11.40 " "
" Boise	5.00 " "	10.35 SUN	12.10 " "
" Glens Ferry	6.10 " "	12.30 MON	1.50 " "
Ar Shoshone	7.05 MON	1.40 MON	3.00 MON
Lv Shoshone	7.10 MON	1.45 MON	3.05 MON
Ar Sun Valley (Ketchum)	9.10 MON	3.45 MON	5.05 MON
Lv Sun Valley (Ketchum)	5.00 MON	11.10 SUN	12.55 MON
Ar Shoshone	7.00 MON	1.10 MON	2.55 MON
Lv Shoshone	7.05 MON	1.40 MON	3.00 MON
" Minidoka	8.45 MON	2.40 " "	3.55 " "
Ar Pocatello	8.45 MON	3.55 MON	5.05 MON
Ar West Yellowstone	(Summer Season Only)	7.30 TUE	
Lv West Yellowstone	(Summer Season Only)	7.30 SUN	(Summer Season Only)
Lv Pocatello	8.55 MON	4.25 MON	5.25 MON
" Montpelier	10.45 " "	7.00 " "	8.00 " "
" Kemmerer	f 12.03 " "	8.42 " "	9.45 MON
" Green River	1.25 " "	10.55 " "	12.15 TUE
" Rock Springs	3.40 " "	11.16 " "	12.40 " "
" Rawlins	5.30 " "	1.35 " "	3.25 " "
" Laramie	6.40 " "	3.55 " "	6.35 " "
Ar Cheyenne	6.40 " "	5.15 " "	8.15 " "
Lv Cheyenne	6.50 " "	6.05 " "	8.30 " "
" Sidney	8.12 " "	8.30 " "	10.20 " "
Ar North Platte (M.S.T.)	9.53 " "	11.00 MON	12.30 " "
Lv North Platte (C.S.T.)	10.58 MON	12.50 TUE	1.40 " "
" Kearney	12.50 TUE	2.40 " "	3.40 " "
" Grand Island	1.50 " "	3.45 " "	4.45 " "
" Columbus	3.05 " "	5.10 " "	5.52 " "
" Fremont	4.00 " "	6.08 " "	6.49 " "
Ar Omaha	3.05 TUE	7.00 TUE	7.50 TUE
C. & N. W.			
Lv Omaha	3.15 TUE	11.00 TUE	8.30 TUE
Ar Chicago (C.S.T.)	11.30 TUE	8.00 TUE	8.15 WED

#### Equipment for Page 11

★ NO. 106—Streamliner CITY OF PORTLAND—DAILY—No Extra Fare  
C. & N. W. east of Omaha; No. 408 Seattle-Portland.  
Club Lounge Car ⊙ Portland to Chicago (Bath, radio).  
Standard Sleeping Cars... Portland to Chicago—2 Drawing-rooms, 4 Compartments, 4 Double Bedrooms.  
Portland to Chicago—6 Sections, 6 Roomettes, 4 Double Bedrooms (2 cars).  
Seattle to Chicago—12 Roomettes, 4 Double Bdrm.  
Reclining Seat Coaches... Portland to Chicago—(all seats reserved).  
Cafe Lounge Car... Portland to Chicago—Moderately priced meals and lounge for coach passengers.  
Dining Car... A la carte and club or table d'hote service.

#### ★ NO. 12-4—IDAHOAN—UTAHN—DAILY

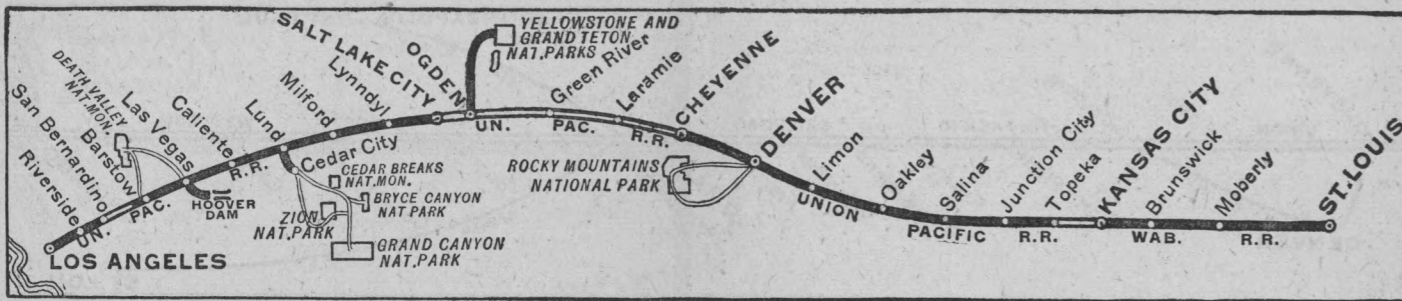
No. 402 to Portland; No. 12 to Green River; No. 4 to Omaha.  
Club Lounge Service ⊙ Portland to Cheyenne.  
Standard Sleeping Cars... Seattle to Cheyenne—6 Sections, 6 Roomettes, 4 Double Bdrm. (U.P.-Wab. 10 through to St. Louis).  
Portland to Pocatello—10 Sections, 1 Drawing-room, 1 Compartment (No. 32 through to Salt Lake City).  
Boise to Pocatello—10 Sections, 3 Double Bedrooms (No. 32 through to Salt Lake City).  
West Yellowstone to Chicago—10 Sections, D.R., Compts. (No. 36 to Pocatello; No. 28 east of Green River—Summer Season only).  
Green River to Omaha—6 Sections, 6 Roomettes, 4 Double Bedrooms (No. 4 through from Los Angeles).  
Portland to Omaha (not reserved).  
Portland to Cheyenne (U.P.-Wab. 10 through to St. Louis—48 seats—all reserved).  
Portland to Pocatello (No. 32 through to Salt Lake City—not reserved).  
Green River to Omaha (No. 4 from Los Angeles—not reserved).  
Dining Car... Portland to North Platte—A la carte and club or table d'hote service.

#### ★ NO. 18-24—PORTLAND ROSE—GOLD COAST—DAILY

No. 18 to Green River; No. 24 to Chicago; C. & N. W. east of Omaha.  
Club Lounge Car Service ⊙ Portland to Chicago.  
Standard Sleeping Cars... Portland to Chicago—10 Sections, D. R., Compt.  
Portland to Green River—10 Roomettes, 6 Double Bedrooms (No. 18 through to Denver).  
Portland to Green River—14 Sections (No. 18 through to Denver) (Summer Season only).  
Portland to Green River—10 Sections, 1 Drawing-room, 2 Compartments (No. 18-38 through to Kansas City).  
Pendleton to Pocatello—10 Sections, 3 Double Bedrooms (Through car in No. 65 from Spokane; No. 34 to Salt Lake City).  
Reclining Seat Coaches... Portland to Chicago.  
Portland to Green River (No. 18-38 through to Kansas City).  
Dining Car... East of Pendleton—a la carte and club or table d'hote service.

#### Footnotes for Page 11

- ⊙ Club lounge cars are for the exclusive use of standard sleeping car passengers. The City of Portland has a lounge car for coach passengers.
- Limited checking of baggage on Train 106; consult agent.
- No. 14, local from Omaha to Chicago, carries no through cars from Union Pacific.
- ♣ Motor bus. This service is provided passengers arriving or departing Shoshone and holding through rail tickets to and from Sun Valley or Ketchum, Idaho.
- West Yellowstone, Montana, is gateway to Yellowstone National Park. Summer Season is from June 19 through September 7. Last cars leave Chicago Sept. 5. West Yellowstone Sept. 7.
- ⊠ Conditional stop; see Table 2 or 20.
- \* Daily train No. 458. ▲ Daily train No. 402. † Daily Train No. 408
- ★ Regularly assigned through cars air-conditioned. (f) Stops only on signal.
- (C.S.T.) Central Standard time. (M.S.T.) Mountain Standard time. (P.S.T.) Pacific Standard time.
- Time from 12.01 midnight to 12.00 noon shown in light face type. Time from 12.01 noon to 12.00 midnight shown in heavy face type.



**ST. LOUIS—KANSAS CITY—LOS ANGELES via Denver**

**Table No. D**  
Condensed Schedules  
All Trains Daily

Pony Express 37 Example	Streamliner City of St. Louis-Utah 9-3 Example	Utahn-Streamliner City of St. Louis-4-10 Example	Pony Express 38 Example
4.00 su	4.00 su	1.00 tu	7.35 we
9.00 su	9.00 su	8.00 tu	11.59 tu
11.45 su	9.30 su	7.45 tu	10.15 tu
12.45 mo	10.38 su	8.30 tu	9.22 tu
1.30 mo	11.27 su	6.30 tu	8.55 tu
2.35 mo	11.27 su	5.40 tu	7.55 tu
3.20 mo	11.55 su	5.15 tu	7.30 tu
4.45 mo	12.45 mo	4.20 tu	6.25 tu
7.50 mo	2.53 ar	2.53 tu	4.05 tu
7.20 mo	1.58 ar	1.15 tu	2.55 tu
9.10 mo	3.08 ar	12.08 tu	1.33 tu
3.30 mo	7.25 ar	8.00 tu	8.00 tu
6.30 mo	7.45 ar	7.45 tu	8.00 tu
6.19 mo	8.34 ar	5.40 tu	8.00 tu
10.00 mo	10.00 ar	5.40 tu	8.00 tu
11.59 mo	11.59 ar	5.15 tu	8.00 tu
11.45 mo	11.59 ar	5.15 tu	8.00 tu
2.45 tu	5.25 ar	10.55 tu	11.25 mo
4.50 tu	7.23 ar	8.40 tu	8.57 tu
6.35 tu	9.15 ar	6.50 tu	7.10 tu
7.00 tu	9.45 ar	6.20 tu	6.40 tu
8.00 tu	10.35 ar	5.30 tu	5.45 tu
9.40 tu	10.55 mo	5.10 tu	5.15 tu
3.05 tu	2.55 tu	1.35 tu	12.40 tu
3.50 tu	3.33 ar	12.45 tu	11.50 mo
5.00 tu	6.30 tu	10.45 su	10.20 mo
5.07 tu	10.45 mo	6.30 mo	12.55 mo
9.15 tu	3.33 tu	12.45 mo	11.50 mo
2.00 we	4.40 ar	9.55 su	8.40 su
4.20 we	7.50 ar	7.05 su	5.30 su
5.00 we	11.25 ar	3.08 su	12.01 mo
6.30 we	1.25 ar	1.05 su	9.55 su
7.00 we	1.55 ar	12.40 su	9.15 su
6.55 we	2.55 ar	11.40 su	7.55 su
7.10 we	3.20 ar	11.15 su	7.30 su
7.45 we	4.10 ar	10.05 su	6.20 su
7.40 we	4.05 ar	10.10 su	6.25 su
7.25 we	3.50 ar	10.15 su	6.30 su
7.50 we	4.15 ar	9.45 su	6.00 su

**Equipment for Page 12**

**★ NO. 38—PONY EXPRESS—DAILY**  
Club Lounge Car @ Los Angeles to Denver.  
Standard Sleeping Cars... Los Angeles to Kansas City—12 Sections, D. R. Los Angeles to Ogden—10 Sec., 3 Dbl. Bdrms. (No. 24 to Chicago).  
Los Angeles to Salt Lake City—10 Roomettes, 6 Double Bedrooms (No. 29 through to Butte).  
Los Angeles to Las Vegas—8 Sec., D.R., 3 Dbl. Bdrms. Salt Lake City to Denver—10 Rmtte., 6 Dbl. Bdrm. Salt Lake City to Denver—10 Sec., 1 D.R., 1 Compt. Ogden to Denver—12 Sections, D. R. (S.P. 24 from San Francisco).  
Reclining Seat Coaches... Los Angeles to Salt Lake City and Kansas City. Ogden to Kansas City (S.P. 24 from San Francisco).  
Dining Car... East of Las Vegas—a la carte and club or table d'hote.

**Equipment for Page 12**

**★ NO. 9-3—Streamliner CITY OF ST. LOUIS—UTAHN—DAILY**  
Wabash 9 to Kansas City; No. 9 to Cheyenne; No. 3 to Los Angeles.  
Club Lounge Car @ St. Louis to Los Angeles.  
Standard Sleeping Cars... St. Louis to Los Angeles—12 Rmtte., 4 Double Bdrm. St. Louis to Green River—6 Sections, 6 Roomettes, 4 Double Bedrooms (No. 11-459 to Seattle).  
Kansas City to Denver—10 Roomettes, 6 Dbl. Bdrm. Kansas City to Los Angeles—6 Sections, 6 Roomettes, 4 Double Bedrooms (Summer Season only).  
Cheyenne to Los Angeles—6 Sections, 6 Roomettes, 4 Double Bedrooms (No. 3 from Omaha).  
Salt Lake City to Cedar City—8 Sec., 1 D.R., 2 Compts. (No. 301 beyond Milford—Last car September 13). Cedar City to Los Angeles—10 Sections, D.R. Compts, (No. 302 to Milford—Last car September 14).  
Reclining Seat Coaches... St. Louis to Los Angeles (48 seats). St. Louis to Green River (48 seats—No. 11 to Portland). St. Louis to Green River (48 seats 3-27 to San Francisco). St. Louis to Cheyenne (48 seats).  
Dining Car... A la carte and club or table d'hote service.

**★ NO. 37—PONY EXPRESS—DAILY**  
Club Lounge Car @ Denver to Los Angeles.  
Standard Sleeping Cars... Kansas City to Los Angeles—12 Sec., D.R. (open 10.00 p.m.). Denver to Salt Lake City—10 Rmtte., 6 Dbl. Bdrm. Denver to Salt Lake City—10 Sec., 1 D.R., 1 Compt. Salt Lake City to Los Angeles—10 Roomettes, 6 Double Bedrooms (No. 30 from Butte).  
Salt Lake City to Los Angeles—10 Sections, 3 Double Bedrooms (No. 23 from Chicago).  
Las Vegas to Los Angeles—8 Sec., D.R., 3 Dbl. Bdrms. Kansas City and Salt Lake City to Los Angeles. Kansas City to Ogden (S. P. No. 23 to San Francisco). East of Las Vegas—a la carte and club or table d'hote.

**★ NO. 4-10—UTAHN—Streamliner—CITY OF ST. LOUIS—DAILY**  
No. 4 to Cheyenne; No. 10 to Kansas City; Wabash 10 to St. Louis.  
Club Lounge Car @ Los Angeles to St. Louis.  
Standard Sleeping Cars... Los Angeles to St. Louis—12 Rmtte., 4 Dbl. Bdrm. Los Angeles to Kansas City—6 Sections, 6 Rmtte., 4 Double Bedrooms (Summer Season only).  
Los Angeles to Cheyenne—6 Sections, 6 Roomettes, 4 Double Bedrooms (No. 4 through to Omaha).  
Los Angeles to Cedar City—10 Sec., D.R., Compts. (No. 301 Milford to Cedar City—Last car from Los Angeles—September 13).  
Cedar City to Salt Lake City—8 Sec., D.R., Compts. (No. 302 to Milford—Last car from Cedar City—September 14).  
Green River to St. Louis—6 Sections, 6 Roomettes, 4 Double Bedrooms (No. 402-12 from Seattle).  
Cheyenne to St. Louis—6 Sections, 6 Roomettes, 4 Double Bedrooms (No. 28 from San Francisco).  
Denver to Kansas City—10 Roomettes, 6 Dbl. Bdrms. Los Angeles to St. Louis (48 seats).  
Gr. River to St. Louis (48 seats—No. 12 from Portland).  
Cheyenne to St. Louis (48 seats—28 from San Fran.).  
Cheyenne to St. Louis (48 seats).  
Los Angeles to Cheyenne (for Omaha) (not reserved).  
Dining Car... A la carte and club or table d'hote service.

**Footnotes for Page 12**

◆ Club lounge cars are for the exclusive use of standard sleeping car passengers.  
★ Regularly assigned through cars air-conditioned. (f) Stops only on signal.  
◆ Motor Bus between Lund and Cedar City. □ Conditional stop; see Table 24.  
◆ Motor bus connections with main line trains at East Los Angeles. For connections with east-bound trains, buses on call only and advance notice to U. P. ticket agent necessary.  
(C.T.) Central time. (M.T.) Mountain time. (P.T.) Pacific time.  
Time from 12.01 midnight to 12.00 noon shown in light face type.  
Time from 12.01 noon to 12.00 midnight shown in heavy face type.

**ST. LOUIS—KANSAS CITY—SAN FRANCISCO via Denver**

**Table E**  
Condensed Schedules  
All Trains Daily

Pony Express-Gold Coast 37-23 Example	Streamliner City of St. Louis-Utah 9-3-27 Example	San Francisco Overland-Streamliner City of St. Louis 28-10 Example	Gold Coast-Pony Express 24-38 Example
4.00 SUN	4.00 SUN	1.00 TUE	7.35 WED
9.00 SUN	9.00 SUN	8.00 TUE	11.59 TUE
11.45 SUN	9.30 SUN	7.45 TUE	10.15 TUE
12.45 MON	10.38 SUN	8.30 TUE	9.22 TUE
1.30 MON	11.27 SUN	6.30 TUE	8.55 TUE
2.35 MON	11.27 SUN	5.40 TUE	7.55 TUE
3.20 MON	11.55 SUN	5.15 TUE	7.30 TUE
4.45 MON	12.45 MON	4.20 TUE	6.25 TUE
7.50 MON	2.53 MON	2.32 TUE	4.23 TUE
7.20 MON	1.58 MON	2.20 TUE	4.05 TUE
9.10 MON	3.08 MON	1.15 TUE	2.55 TUE
10.25 MON	3.58 MON	12.05 TUE	1.33 TUE
1.08 MON	5.55 MON	11.20 MON	12.40 TUE
3.30 MON	7.25 MON	9.27 MON	10.29 TUE
5.30 MON	7.45 MON	8.00 MON	8.50 TUE
6.19 MON	8.34 MON	7.45 MON	8.00 TUE
6.28 MON	8.45 MON	6.41 MON	6.29 TUE
Via Borie	10.00 MON	5.40 MON	Cut-off
Cut-off	10.25 MON	5.00 MON	Via Borie
9.10 MON	11.59 MON	3.40 MON	4.25 TUE
11.45 MON	2.20 MON	1.20 MON	2.02 TUE
2.05 TUE	4.38 MON	1.40 MON	11.45 MON
2.45 TUE	5.25 MON	10.40 MON	11.25 MON
4.50 TUE	7.23 MON	8.32 MON	8.57 MON
6.35 TUE	9.15 MON	6.45 MON	7.10 MON
5.30 TUE	11.30 MON	7.50 MON	10.15 MON
8.00 TUE	1.18 TUE	6.25 MON	6.30 MON
10.40 TUE	11.11 TUE	6.40 SUN	2.55 MON
11.45 TUE	12.07 TUE	5.40 MON	f 1.35 MON
4.35 WED	4.10 WED	1.40 MON	9.15 SUN
6.38 WED	5.55 WED	11.47 MON	6.49 MON
6.47 WED	6.07 WED	11.38 MON	6.39 MON
6.55 WED	6.15 WED	11.30 MON	6.30 MON
7.35 WED	6.55 TUE	11.00 SUN	6.00 SUN

**Equipment for Page 13**

**★ NO. 9-3-27—Streamliner—CITY OF ST. LOUIS—UTAHN—SAN FRANCISCO OVERLAND—DAILY**  
Wabash 9 to Kansas City; 9 to Cheyenne; 3 to Ogden; S. P. 27 to San Francisco.  
Club Lounge Service @ St. Louis to San Francisco.  
Standard Sleeping Cars... St. Louis to San Francisco—6 Sections, 6 Roomettes, 4 Double Bedrooms.  
St. Louis to Cheyenne—6 Sections, 6 Roomettes, 4 Double Bedrooms (No. 3-11-459 to Seattle).  
St. Louis to Cheyenne—12 Roomettes, 4 Double Bedrooms (No. 3 to Los Angeles).  
Kansas City to Cheyenne—6 Sections, 6 Roomettes, 4 Dbl. Bdrms. (No. 3 to Los Angeles—Summer Season only).  
Kansas City to Denver—10 Roomettes, 6 Double Bedrooms.  
Salt Lake City to San Francisco—6 Sections, 6 Roomettes, 4 Double Bedrooms. (No. 33 to Ogden).  
Reclining Seat Coaches... St. Louis to San Francisco (48 seats). St. Louis to Cheyenne (No. 3 to Los Angeles—48 seats). St. Louis to Cheyenne (No. 3-11 to Portland—48 seats). St. Louis to Cheyenne (48 seats).  
Dining Car... A la carte and club or table d'hote service.

**★ NO. 37-23—PONY EXPRESS—GOLD COAST—DAILY**  
No. 37 to Ogden; S. P. No. 23 to San Francisco.  
Club Lounge Service @ Denver to San Francisco.  
Standard Sleeping Cars... Kansas City to Ogden—12 Sections, D. R. (No. 37 to Los Angeles—open 10.00 p.m.).  
Kansas City to Denver—10 Sections, 1 Drawing-room, Compartments (No. 17 through to Portland).  
Denver to San Francisco—12 Sections, D. R.  
Denver to Ogden—10 Roomettes, 6 Double Bedrooms (No. 37 to Salt Lake City).  
Denver to Ogden—10 Sections, 1 Drawing-room, 1 Compartment (No. 37 to Salt Lake City).  
Reclining Seat Coach... Kansas City to San Francisco.  
Dining Car... A la carte and club or table d'hote service.

**★ NO. 28-10—SAN FRANCISCO OVERLAND—Streamliner CITY OF ST. LOUIS—DAILY**

S. P. 28 to Ogden; 28 to Cheyenne; 10 to Kansas City; Wabash 10 to St. Louis.  
Club Lounge Service @ San Francisco to St. Louis.  
Standard Sleeping Cars... San Francisco to St. Louis—6 Sections, 6 Roomettes, 4 Double Bedrooms.  
San Francisco to Salt Lake City—6 Sections, 6 Roomettes, 4 Double Bedrooms. (No. 30 south of Ogden).  
Cheyenne to St. Louis—12 Roomettes, 4 Double Bedrooms (No. 4 from Los Angeles).  
Cheyenne to St. Louis—6 Sections, 6 Roomettes, 4 Double Bedrooms (Nos. 402-12-4 from Seattle).  
Cheyenne to Kansas City—6 Sections, 6 Roomettes, 4 Dbl. Bdrm. (No. 4 from Los Angeles—Summer Season only).  
Denver to Kansas City—10 Roomettes, 6 Double Bedrooms.  
Reclining Seat Coaches... San Francisco to St. Louis (48 seats).  
Cheyenne to St. Louis (48 seats—No. 3 from Los Angeles).  
Cheyenne to St. Louis (48 seats—No. 12-4 from Portland).  
Cheyenne to St. Louis (48 seats).  
Denver to St. Louis (48 seats—Summer Season only).  
Dining Car... A la carte and club or table d'hote service.

**★ NO. 24-38—GOLD COAST—PONY EXPRESS—DAILY**

S. P. No. 24 to Ogden; No. 38 to Kansas City.  
Club Lounge Service @ San Francisco to Denver.  
Standard Sleeping Cars... Ogden to Kansas City—12 Sections, D. R. (No. 38 from Los Angeles).  
San Francisco to Denver—12 Sections, D. R.  
Ogden to Denver—10 Roomettes, 6 Double Bedrooms (No. 38 from Salt Lake City).  
Ogden to Denver—10 Sections, 1 Drawing-room, 1 Compartment (No. 38 from Salt Lake City).  
Reclining Seat Coach... San Francisco to Kansas City.  
Dining Car... A la carte and club or table d'hote service.

**Footnotes for Page 13**

◆ Club lounge cars are for the exclusive use of standard sleeping car passengers.  
◆ Conditional stop; see table 24. □ Conditional stop; see table 30.  
★ Regularly assigned through cars air-conditioned. (f) Stops only on signal.  
(C.S.T.) Central standard time. (M.S.T.) Mountain standard time. (P.S.T.) Pacific standard time.  
Time from 12.01 midnight to 12.00 noon shown in light face type.  
Time from 12.01 noon to 12.00 midnight shown in heavy face type.

ST. LOUIS—KANSAS CITY—PORTLAND—SEATTLE via Denver

Table F Condensed Schedules All Trains Daily. Includes routes for Pony Express-Portland Rose, Streamliner City of St. L., Idahoan-Streamliner City of St. L., and Portland Rose-Pony Express.

Equipment for Page 14

★ NO. 9-3-11—Streamliner CITY OF ST. LOUIS—IDAHOAN—DAILY. Wabash 9 to Kansas City; 9 to Cheyenne; 3 to Green River; 11 to Portland; 459 to Seattle.

Club Lounge Service... St. Louis to Portland. Standard Sleeping Cars... St. Louis to Green River—12 Roomettes, 4 Double Bedrooms (No. 3 to Los Angeles).

Kansas City to Green River—6 Sections, 6 Roomettes, 4 Dbl. Bdrm. (Summer only—No. 3 to Los Angeles). Cheyenne to West Yellowstone—10 Sections, D. R., Compts. (C.&N.W. No. 1 to Omaha; No. 3 to Cheyenne; No. 85 beyond Pocatello—Summer Season only).

Reclining Seat Coaches... St. Louis to Portland (48 seats—all reserved). St. Louis to Green River (No. 3 through to Los Angeles—48 seats—all reserved).

★ NO. 37-17—PONY EXPRESS—PORTLAND ROSE—DAILY. No. 37 to Denver; No. 17 to Portland.

Club Lounge Car... Denver to Portland. Standard Sleeping Cars... Kansas City to Portland—10 Sections, 1 Drawing-room, 2 Compartments (open 10:00 p.m.).

Footnotes for Page 14

★ Regularly assigned through cars air conditioned. □ Conditional stop; see Table 24. ☆ Club lounge cars are for the exclusive use of standard sleeping car passengers.

★ NO. 12-4-10—IDAHOAN—Streamliner CITY OF ST. LOUIS—DAILY. 402 to Portland; 12 to Green River; 4 to Cheyenne; 10 to Kansas City; Wabash 10 to St. Louis.

Club Lounge Service... Portland to St. Louis. Standard Sleeping Cars... Seattle to St. Louis—6 Sec., 6 Rmte., 4 Dbl. Bdrm.

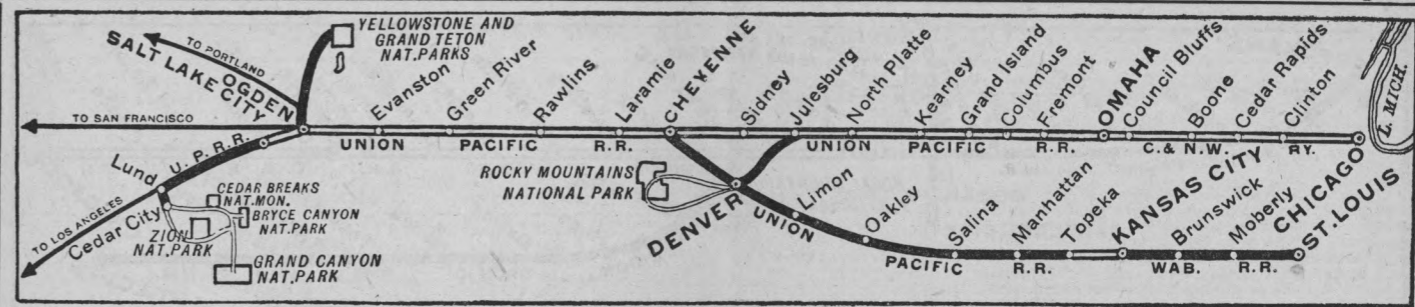
Green River to St. Louis—12 Roomettes, 4 Double Bedrooms (No. 4 from Los Angeles). Cheyenne to St. Louis—6 Sections, 6 Roomettes, 4 Double Bedrooms (No. 28 from San Francisco).

Reclining Seat Coaches... Portland to St. Louis (48 seats—all reserved). Portland to Pocatello (No. 32 to Salt Lake City—not reserved).

★ NO. 18-38—PORTLAND ROSE—PONY EXPRESS—DAILY. No. 18 to Denver; No. 38 to Kansas City.

Club Lounge Car... Portland to Denver. Standard Sleeping Cars... Portland to Kansas City—10 sections, 1 Drawing-room, 2 Compartments.

★ Motor bus. This service is provided passengers arriving or departing Shoshone and holding through rail tickets to and from Sun Valley or Ketchum, Idaho.



CHICAGO—MINNEAPOLIS—OMAHA—DENVER

Table G Condensed Schedules All Trains Daily. Includes routes for National Parks Special, Streamliner City of Denver, and National Parks Special.

Equipment for Table G

★ NO. 111—Streamliner CITY OF DENVER—DAILY. Train runs via C. & N. W. to Omaha; thence U. P. Club Lounge Car... Chicago to Denver (Radio).

ST. LOUIS—KANSAS CITY—DENVER—SALT LAKE CITY

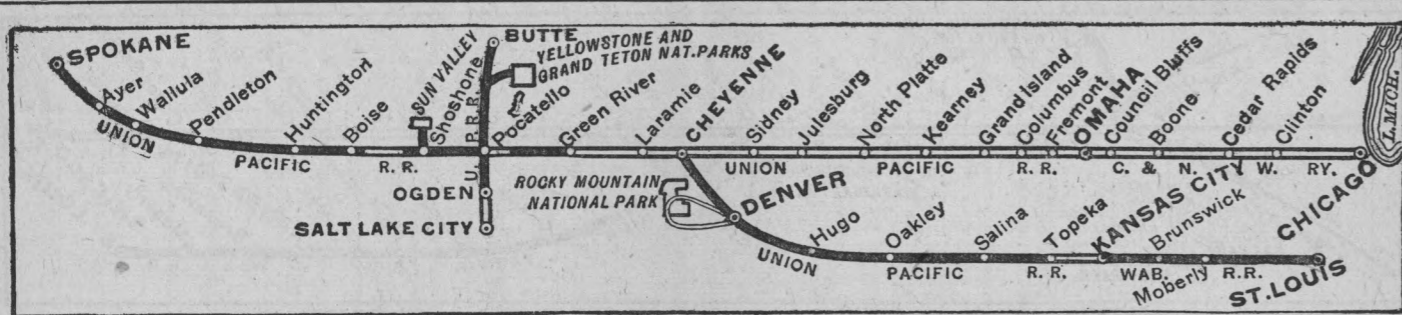
Table H All Trains Daily. For Complete Schedules See Table 17. Includes routes for The Kansan, Pony Express, City of St. Louis-Utah, and The Kansan.

Equipment for Table H

★ NO. 9-3—Streamliner CITY OF ST. LOUIS—UTAHN—DAILY. Wabash 9 to Kansas City; U. P. 9 to Cheyenne; 3 to Salt Lake City.

FOOTNOTES FOR PAGE 15

★ Regularly assigned through cars air conditioned. □ Conditional stop; see Tables 17 or 24. (C.S.T.) Central Standard time. (M.S.T.) Mountain Standard time.



### CHICAGO — OMAHA — SPOKANE

No. 105 - Bus Example	No. 23-17-62-20 Example	Table K Condensed Schedules All Trains Daily	No. 19-61-18-24 Example	Bus - No. 106 Example
5.30 SUN	10.00 SUN	Chicago (C.T.) C. & N. W. Ar	8.15 WED	11.30 TUE
1.50 MON	9.30 MON	Omaha (Union Pacific) Lv	7.50 TUE	3.05 TUE
5.35 " "	2.50 " "	North Platte (C.T.) Lv	1.40 " "	10.58 MON
4.40 " "	2.00 " "	North Platte (M.T.) Lv	12.30 " "	9.55 " "
8.15 " "	6.35 MON	Cheyenne Lv	8.30 TUE	6.50 " "
6.05 " "	9.50 TUE	Pocatello Lv	5.25 MON	8.55 " "
9.50 MON	3.10 " "	Boise Lv	12.10 " "	5.00 " "
11.45 TUE	5.55 " "	Huntington (M.T.) Lv	9.40 " "	3.05 " "
10.45 MON	5.05 " "	Huntington (P.T.) Lv	8.30 " "	2.05 MON
3.15 TUE	10.50 " "	Pendleton Lv	3.15 " "	9.38 SUN
8.30 TUE	11.30 WED	Pendleton Ar	2.30 " "	9.00 SUN
	2.00 WED	Wallula Lv	12.35 MON	
	7.40 WED	Ar Yakima Lv	8.00 SUN	
10.02 TUE	5.15 WED	Ar Walla Walla Lv	10.15 SUN	7.30 SUN
	4.23 WED	Ar Ayer Lv	11.15 SUN	
1.32 TUE	8.25 WED	Ar Lewiston Lv	7.30 SUN	3.50 SUN
	8.50 WED	Ar Moscow Lv	6.45 SUN	
3.15 TUE	7.00 WED	Ar Spokane (P.T.) Lv	9.00 SUN	2.15 SUN

**\* NO. 23-17-62-20—GOLD COAST—PORTLAND ROSE—DAILY**  
No. 23 to Green River; No. 17 to Pendleton; No. 62 to Wallula; No. 20 to Spokane.

Club Lounge Service @ . . . Chicago to Pendleton.  
Standard Sleeping Cars . . . Chicago to Pendleton—10 Sections, Drawing-room, Compartment (for Portland).  
Pocatello to Spokane—10 Sections, 3 Double Bedrooms (No. 33 from Salt Lake City).  
Reclining Seat Coaches . . . Chicago to Pendleton (for Portland).  
Green River to Pendleton (No. 37-17 Kansas City to Portland).  
Pendleton to Wallula—Wallula to Spokane.  
Dining Car . . . . . A la carte and club or table d'hote service.

**\* NO. 19-61-18-24—PORTLAND ROSE—GOLD COAST—DAILY**  
No. 19 to Wallula; No. 61 to Pendleton; No. 18 to Green River; No. 24 to Chicago

Club Lounge Service @ . . . Pendleton to Chicago.  
Standard Sleeping Cars . . . Pendleton to Chicago—10 Sections, Drawing-room, Compartments (from Portland).  
Spokane to Pocatello—10 Sections, 3 Double Bedrooms (No. 34 to Salt Lake City).  
Reclining Seat Coaches . . . Spokane to Wallula—Wallula to Pendleton. Pendleton to Green River (No. 18-38 to Kansas City).  
Pendleton to Chicago (from Portland).  
Dining Car . . . . . A la carte and club or table d'hote service.

**\* NO. 106—Streamliner CITY OF PORTLAND—DAILY**  
Bus to Pendleton; No. 106 to Chicago.

Club Lounge Car @ . . . . . Pendleton to Chicago (Bath, radio).  
Standard Sleeping Cars . . . Pendleton to Chicago—Drawing-rooms, Compts., Bedrooms, Roomettes, Sections.  
Reclining Seat Coaches . . . Pendleton to Chicago—(all seats reserved).  
Cafe Lounge Car . . . . . Moderately priced meals and lounge for coach passengers.  
Dining Car . . . . . A la carte and club or table d'hote service.

**Equipment for Table K**  
**\* NO. 105—Streamliner CITY OF PORTLAND—DAILY**  
No. 105 to Pendleton: Bus to Spokane.  
Club Lounge Car @ . . . . . Chicago to Pendleton (Bath, Radio).  
Standard Sleeping Cars . . . Chicago to Pendleton—Drawing rooms, Compts., Bedrooms, Roomettes, Sections.  
Reclining Seat Coaches . . . Chicago to Pendleton—(all seats reserved).  
Cafe Lounge Car . . . . . Moderately priced meals and lounge for coach passengers.  
Dining Car . . . . . A la carte and club or table d'hote service.

### ST. LOUIS — KANSAS CITY — SPOKANE

No. 37-17-62-20 Example	Table L Condensed Schedules All Trains Daily	No. 19-61-18-24 Example	
4.00 SUN	St. Louis (C.T.) Wabash. . . . . Ar	7.35 WED	
9.00 " "	Kansas City. . . . . Lv	11.59 TUE	
11.45 SUN	Kansas City (Union Pacific) . . . . . Ar	10.15 " "	
5.30 MON	Denver (M.T.) . . . . . Ar	8.00 TUE	
9.50 TUE	Pocatello. . . . . Lv	5.25 MON	
10.50 " "	Pendleton (P.T.) . . . . . Lv	3.15 " "	
11.30 TUE	Pendleton. . . . . Ar	2.30 " "	
12.50 WED	Umatilla. . . . . Lv	1.20 " "	
2.00 WED	Wallula. . . . . Lv	12.35 MON	
	7.40 WED	Ar Yakima. . . . . Lv	8.00 SUN
	5.15 " "	Ar Walla Walla. . . . . Lv	10.15 " "
	3.05 " "	Ar Wallula. . . . . Ar	12.20 MON
	4.23 " "	Ar Ayer. . . . . Lv	11.15 SUN
	8.25 " "	Ar Lewiston. . . . . Lv	7.30 " "
	8.50 " "	Ar Moscow. . . . . Lv	6.45 " "
	4.23 " "	Ar Ayer. . . . . Ar	11.15 " "
	6.32 " "	Ar Cheney. . . . . Lv	9.25 " "
	7.00 WED	Ar Spokane (P.T.) . . . . . Ar	9.00 SUN

**Equipment for Table L**  
**\* NO. 37-17-62-20—PONY EXPRESS—PORTLAND ROSE—DAILY**  
No. 37 to Denver; No. 17 to Pendleton; No. 62 to Wallula; No. 20 to Spokane.

Club Lounge Car @ . . . . . Denver to Pendleton.  
Standard Sleeping Cars . . . Denver to Pendleton—10 Roomettes, 6 Double Bedrooms (for Portland).  
Denver to Pendleton—14 Sections (for Portland).  
Kansas City to Pendleton—10 Sections, 1 Drawing-room, 2 Compartments (open 10:00 p.m.).  
Pocatello to Spokane—10 Sections, 3 Double Bedrooms (No. 33 from Salt Lake City).  
Kansas City to Denver—12 Sec., D.R. to Los Angeles—open 10:00 p.m.).  
Reclining Seat Coaches . . . Kansas City to Pendleton.  
Pendleton to Wallula; Wallula to Spokane.  
Dining Car . . . . . A la carte and club or table d'hote service.

**\* NO. 19-61-18-38—PORTLAND ROSE—PONY EXPRESS—DAILY**  
No. 19 to Wallula; No. 61 to Pendleton; No. 18 to Denver; No. 38 to Kansas City.

Club Lounge Car @ . . . . . Pendleton to Denver.  
Standard Sleeping Cars . . . Spokane to Pocatello—10 Sections, 3 Double Bedrooms (No. 34 to Salt Lake City).  
Pendleton to Denver—14 Sections (from Portland).  
Pendleton to Kansas City—10 Sections, 1 Drawing-room, 2 Compartments (from Portland).  
Denver to Kansas City—12 Sec., D.R. (from Los Angs).  
Reclining Seat Coaches . . . Spokane to Wallula; Wallula to Pendleton.  
Pendleton to Kansas City (From Portland).  
Dining Car . . . . . A la carte and club or table d'hote service.

**Footnotes for Page 16**  
@ Club lounge cars are for the exclusive use of standard sleeping car passengers.  
The City of Portland has a lounge car for coach passengers.  
\* Regularly assigned through cars air-conditioned.  
@ Via Overland Greyhound Bus north of Pendleton.  
(C.T.) Central time. (M.T.) Mountain time. (P.T.) Pacific time.  
Time from 12.01 midnight to 12.00 noon shown in light face type.  
Time from 12.01 noon to 12.00 midnight shown in heavy face type.

### CHICAGO — ST. LOUIS — KANSAS CITY — WEST YELLOWSTONE — VICTOR

No. 1-3-9-11-35-47 Example	Table O Summer Season All Trains Daily	No. 48-36-12-28-10 Example	
12.01 SUN	Chicago (CST) C. & N. W. Ar	1.00 TUE	
9.00 SUN	Omaha. . . . . Ar	3.40 " "	
10.00 SUN	Omaha (Union Pacific) . . . . . Ar	3.10 TUE	
9.00 MON	Cheyenne (M.S.T.) . . . . . Lv	5.15 MON	
	4.00 SUN	St. Louis (C.S.T.) (Wab.) Ar	1.00 TUE
	9.00 " "	Ar Kansas City. . . . . Lv	8.00 " "
	9.30 SUN	Ar Kansas City. . . . . Lv	7.45 TUE
	7.25 MON	Ar Denver (M.S.T.) . . . . . Lv	8.00 MON
	7.45 " "	Ar Denver. . . . . Lv	7.45 " "
	10.00 MON	Ar Cheyenne. . . . . Lv	5.40 MON
	10.25 MON	Ar Cheyenne (M.S.T.) . . . . . Ar	5.00 MON
	5.00 " "	Ar Green River. . . . . Lv	10.40 " "
	5.40 " "	Ar Green River. . . . . Lv	10.10 " "
	10.55 MON	Ar Pocatello. . . . . Lv	4.25 " "
	1.45 TUE	Ar Pocatello. . . . . Ar	1.35 " "
	2.30 " "	Ar Blackfoot. . . . . Lv	12.50 " "
	3.30 " "	Ar Idaho Falls. . . . . Lv	12.05 MON
	5.10 TUE	Ar Ashton. . . . . Lv	10.10 SUN
	5.20 TUE	Ar Ashton. . . . . Ar	9.55 SUN
	7.00 TUE	Ar Victor. . . . . Ar	8.15 SUN
	7.30 TUE	Ar W. Yellowstone (M.S.T.) Lv	7.30 SUN

**\* NO. 1-3-11-35-47 (LOS ANGELES LTD.—UTAH) YELLOWSTONE**  
**\* NO. 9-3-11-35-47 (CITY OF ST. LOUIS) SPECIAL—DAILY**  
C. & N. W. No. 1 Chicago to Omaha; No. 3 Omaha to Green River; Wabash No. 9 St. Louis to Kansas City; No. 9 to Cheyenne; No. 3 to Green River; No. 11 to Pocatello; No. 35 to Ashton and West Yellowstone; No. 47 Ashton to Victor.

Club Lounge Service @ . . . Chicago and St. Louis to West Yellowstone.  
Standard Sleeping Car . . . Chicago to West Yellowstone—10 Sec., D. R., Compts. St. Louis to W. Yellowstone—Sections and Rooms (requires car to car change after leaving Cheyenne).  
Coaches . . . . . Chicago to Omaha (seats reserved); Omaha to Green River; Green River to Pocatello; St. Louis to Pocatello (seats reserved); Pocatello to West Yellowstone and Victor.

Dining Car . . . . . A la carte and club or table d'hote service.  
**\* NO. 48-36-12-10-28—SAN FRAN. OVERLAND—DAILY**  
**\* YELLOWSTONE SPECIAL CITY OF ST. LOUIS—DAILY**  
No. 48 Victor to Ashton; No. 36 W. Yellowstone and Ashton to Pocatello; No. 12 to Green River; No. 28 to Chicago; No. 10 Cheyenne to St. Louis. C. & N. W. east of Omaha; Wabash east of Kansas City.  
Club Lounge Service @ . . . West Yellowstone to St. Louis and Chicago.  
Standard Sleeping Cars . . . West Yellowstone to Chicago—10 Sec., D. R., Compts. West Yellowstone to St. Louis—Sections and Rooms. (requires car to car change after leaving Pocatello).  
Coaches . . . . . Victor and W. Yellowstone to Pocatello; Pocatello to Cheyenne and St. Louis; Cheyenne to Chicago (all seats reserved east of Pocatello).  
Dining Car . . . . . A la carte and club or table d'hote service.

### LOS ANGELES — SALT LAKE CITY — WEST YELLOWSTONE — BUTTE

Yellow stone Special 38-29-35-47 Example	Northwest Special 33 Example	Butte Special 38-29 Example	Table R Condensed Schedules All Trains Daily	Butte Special 30-37 Example	Northwest Special 34-3 Example	Yellow stone Special 48-36-30-37 Example
7.30 SU		7.30 SU	Los Angeles (P.S.T.) Ar	7.00 TU	3.20 MO	7.00 TU
7.55 " "		7.55 " "	East Los Angeles. . . . . Ar	6.30 " "	2.55 " "	6.30 " "
9.15 " "		9.15 " "	Riverside. . . . . Ar	5.00 " "	1.55 SU	5.00 " "
9.45 " "		9.45 " "	San Bernardino. . . . . Ar	4.30 " "	1.30 " "	4.30 " "
9.55 " "		9.55 " "	San Bernardino. . . . . Ar	4.20 " "	1.25 " "	4.20 " "
12.01 SU		12.01 MO	Barstow. . . . . Ar	2.00 TU	11.25 " "	2.00 TU
5.00 MO		5.00 " "	Ar Las Vegas. . . . . Lv	9.15 MO	7.50 " "	9.15 MO
5.30 " "		5.30 " "	Ar Las Vegas. . . . . Ar	8.45 " "	7.35 " "	8.45 " "
8.40 " "		8.40 " "	Caliente (P.S.T.) . . . . . Lv	5.07 " "	4.40 " "	5.07 " "
11.50 " "		11.50 " "	Ar Milford (M.S.T.) . . . . . Ar	3.50 " "	3.33 " "	3.50 " "
12.30 " "		12.30 " "	Ar Milford. . . . . Lv	3.05 " "	2.55 " "	3.05 " "
12.40 " "		12.40 " "	Ar Milford. . . . . Ar	2.50 " "	2.45 " "	2.50 " "
2.30 " "		2.30 " "	Ar Lyndyl. . . . . Lv	12.45 " "		12.45 " "
2.30 " "		2.30 " "	Ar Lyndyl. . . . . Ar	12.45 " "		12.45 " "
5.15 " "		5.15 " "	Ar Salt Lake City. . . . . Lv	9.40 " "	10.55 SU	9.40 " "
8.00 " "	11.30 SU	8.00 " "	Ar Salt Lake City. . . . . Ar	7.50 " "	10.15 " "	7.50 " "
9.00 " "	12.30 SU	9.00 " "	Ar Ogden. . . . . Lv	6.55 " "	9.15 " "	6.55 " "
9.30 MO	1.00 " "	9.30 MO	Ar Ogden. . . . . Ar	6.35 " "	8.55 " "	6.35 " "
12.55 TU	4.30 " "	12.55 TU	Ar Pocatello. . . . . Lv	3.25 " "	5.35 " "	3.25 " "
1.45 " "	5.15 " "	1.35 " "	Ar Pocatello. . . . . Ar	2.55 " "	4.45 " "	1.35 " "
2.30 " "	6.08 " "	2.20 " "	Ar Blackfoot. . . . . Lv	1.53 " "	4.00 " "	12.50 " "
3.15 TU	7.00 MO	3.10 TU	Ar Idaho Falls. . . . . Lv	1.15 MO	3.15 SU	12.05 MO
			Ar Idaho Falls. . . . . Ar			
			Ar St. Anthony. . . . . Lv		2.50 SU	11.45 SU
			Ar Ashton. . . . . Lv		1.38 " "	10.34 " "
			Ar Ashton. . . . . Ar		1.15 SU	10.10 SU
			Ar Victor. . . . . Lv			
			Ar Victor. . . . . Ar			
			Ar West Yellowstone. . . . . Lv			
			Ar West Yellowstone. . . . . Ar			
			Ar Idaho Falls. . . . . Ar	1.15 MO		
			Ar Dubois. . . . . Lv	12.01 SU		
			Ar Spencer. . . . . Lv	11.37 " "		
			Ar Lima. . . . . Lv	10.45 " "		
			Ar Lima. . . . . Ar	10.35 " "		
			Ar Armstead. . . . . Lv	9.55 " "		
			Ar Dillon. . . . . Ar	9.18 " "		
			Ar Melrose. . . . . Lv	8.22 " "		
			Ar Silver Bow. . . . . Ar	7.20 " "		
			Ar Butte (M.S.T.) . . . . . Lv	7.00 SU		

**\* NO. 38-29—PONY EXPRESS—BUTTE SPECIAL—DAILY**  
No. 38 to Salt Lake City; No. 29 to Butte.

Club Lounge Car @ . . . . . Los Angeles to Butte.  
Standard Sleeping Cars . . . Los Angeles to Butte—10 Roomettes, 6 Double Bdrms. Salt Lake City to Butte—10 Sec., 1 D.R., 1 Compt.  
Reclining Seat Coaches . . . Los Angeles to Salt Lake City; Salt Lake City to Butte.  
Dining Car . . . . . Las Vegas to Salt Lake City; Salt Lake City to Butte.  
**\* NO. 33—NORTHWEST SPECIAL—DAILY**—Salt Lake City to Ashton.  
Standard Sleeping Cars . . . Salt Lake City to Pocatello—10 Sections, 3 Double Bedrooms (Nos. 17-66 to Spokane—open 9:30 p.m.).  
Reclining Seat Coaches . . . Salt Lake to Ashton (breakfast service at Pocatello).

**\* NO. 38-29-35-47—PONY EXPRESS—YELLOWSTONE SPECIAL—DAILY**  
No. 38 to Salt Lake City; No. 29 to Butte; No. 35 Pocatello to Ashton and West Yellowstone; No. 47 Ashton to Victor.  
*(Summer Season Service)*  
Club Lounge Service @ . . . Los Angeles to West Yellowstone.  
Standard Sleeping Cars . . . Los Angeles to Butte—10 Roomettes, 6 Double Bdrms. Salt Lake City to Butte—10 Sec., 1 D.R., 1 Compt. Salt Lake City to West Yellowstone—6 Compts., 3 D.R. Salt Lake City to West Yellowstone—14 Sections. Salt Lake City to Victor—3 Sec., 1 D.R., 1 Compt. Pocatello to West Yellowstone—10 Sections, 1 Drawing-room, 2 Compts. (open 9:30 p.m.).  
Reclining Seat Coaches . . . Los Angeles to Salt Lake City; Salt Lake City to Butte. Salt Lake City to Victor (No. 31 to Pocatello). Salt Lake City to West Yellowstone.  
Dining Car . . . . . East of Las Vegas—a la carte and club or table d'hote service.

**\* NO. 30-37—BUTTE SPECIAL—PONY EXPRESS—DAILY**  
No. 30 to Salt Lake City; No. 37 to Los Angeles.

Club Lounge Car @ . . . . . Butte to Los Angeles.  
Standard Sleeping Cars . . . Butte to Los Angeles—10 Roomettes, 6 Double Bdrms. Butte to Salt Lake City—10 Sec., 1 D.R., 1 Compt.  
Reclining Seat Coaches . . . Butte to Salt Lake City. Salt Lake City to Los Angeles.

Dining Car . . . . . Butte to Pocatello; Salt Lake City to Las Vegas.  
**\* NO. 34-3—NORTHWEST SPECIAL—DAILY**  
No. 34 to Salt Lake City; No. 3 to Los Angeles.  
Standard Sleeping Cars . . . Pocatello to Salt Lake City—10 Sections, 3 Double Bedrooms (Nos. 65-18 from Spokane). Salt Lake City to Los Angeles—Bedrooms, Roomettes, Sections.  
Reclining Seat Coaches . . . Ashton to Salt Lake City. Salt Lake City to Los Angeles.  
Dining Car . . . . . Pocatello to Ogden; Salt Lake City to Las Vegas.

**\* NO. 48-36-30-37—YELLOWSTONE SPECIAL—PONY EXPRESS—DAILY**  
No. 48 Victor to Ashton; No. 36 W. Yellowstone and Ashton to Pocatello; No. 30 to Salt Lake City; No. 37 to Los Angeles.

*(Summer Season Service)*  
Club Lounge Service @ . . . West Yellowstone to Los Angeles.  
Standard Sleeping Cars . . . Butte to Los Angeles—10 Roomettes, 6 Double Bdrms. Butte to Salt Lake City—10 Sec., 1 D.R., 1 Compt. West Yellowstone to Salt Lake City—14 Sections. West Yellowstone to Salt Lake City—6 Compts, 3 D.R. West Yellowstone to Pocatello—10 Sec., DR., Compts. (occupancy until 8:00 a.m.—breakfast service). Victor to Salt Lake City—3 Sec., 1 D.R., 2 Compts. West Yellowstone to Salt Lake City. Victor to Salt Lake City (No. 32 South of Pocatello). Salt Lake City to Los Angeles.  
Dining Car . . . . . Salt Lake City to Las Vegas.

**Footnotes for Page 17**  
@ Club and lounge cars are for the exclusive use of standard sleeping car passengers.  
\* Regularly assigned through cars air-conditioned.  
(f) Stops only on signal.  
@ Last car leaves Chicago Sept. 5; West Yellowstone Sept. 7.  
\* Operates only during Yellowstone Park season, June 19 through September 7. Last cars leave Salt Lake City Sept. 6, West Yellowstone and Victor Sept. 7.  
(C.S.T.) Central standard time. (M.S.T.) Mountain standard time. (P.S.T.) Pacific standard time.  
Time from 12.01 midnight to 12.00 noon shown in light face type.  
Time from 12.01 noon to 12.00 midnight shown in heavy face type.

SALT LAKE CITY — BOISE — PENDLETON — SPOKANE

Table T Condensed Schedules All Trains Daily. Includes routes to Salt Lake City (M.S.T.), Ogden, Pocatello, Sun Valley, and Spokane.

SALT LAKE CITY — BOISE — PORTLAND — SEATTLE

Table U Condensed Schedules All Trains Daily. Includes routes to Salt Lake City (M.S.T.), Ogden, Pocatello, Sun Valley, and Seattle.

Equipment for Table T. NO. 33-17-62-20—NORTHWEST SPECIAL—PORTLAND ROSE—DAILY. NO. 19-61-18-34—PORTLAND ROSE—NORTHWEST SPECIAL—DAILY.

Equipment for Table U. NO. 31-11-459—IDAHOAN—DAILY. NO. 33-17-457—NORTHWEST SPECIAL—PORTLAND ROSE—DAILY.

LOS ANGELES — SALT LAKE CITY — SUN VALLEY

Table V Condensed Schedules All Trains Daily. Includes routes to Los Angeles (P.S.T.), East Los Angeles, Las Vegas (PT), Salt Lake City (MST), and Sun Valley.

Equipment for Table V. NO. 38-35-17-S. V. BUS. PONY EXPRESS—NORTHWEST SPECIAL—PORTLAND ROSE—SUN VALLEY BUS—DAILY.

Equipment for Table V. S.V. BUS-NO. 18-34-3. SUN VALLEY BUS—PORTLAND ROSE—NORTHWEST SPECIAL—UTAHN—DAILY.

NOTE—For Chicago and St. Louis—Sun Valley Service see Table C, pages 10 and 11, and Table F, page 14.

Footnotes for Page 18. Club and lounge cars are for the exclusive use of standard sleeping car passengers. Regularly assigned through cars air-conditioned.

Footnotes for Page 18. Motor bus. This service is provided passengers arriving or departing Shoshone and holding through rail tickets to and from Sun Valley or Ketchum, Idaho.

PORTLAND — WALLA WALLA — YAKIMA — LEWISTON — SPOKANE

Table W All Trains Daily—(Pacific Standard Time). Includes routes to Portland, Walla Walla, Yakima, Lewiston, and Spokane.

★ NO. 20—SPOKANE—DAILY. Standard Sleeping Cars... Portland to Spokane—8 Sections, Buffet Lounge. Tourist Sleeping Cars... Portland to Walla Walla—14 Sections.

Spokane, San Francisco and Los Angeles

Table X All Trains Daily (Pacific Standard Time). Includes routes to Spokane, San Francisco, and Los Angeles.

Seattle, San Francisco and Los Angeles

Table Y All Trains Daily (Pacific Standard Time). Includes routes to Seattle, San Francisco, and Los Angeles.

PORTLAND, TACOMA AND SEATTLE

Table Z All Trains Daily. Includes routes to Portland, Tacoma, and Seattle.

★ NO. 401—DAILY. Standard Sleeping Cars... Portland to Seattle—10 Sections, D. R. Compt. Reclining Seat Coaches... Portland to Seattle.

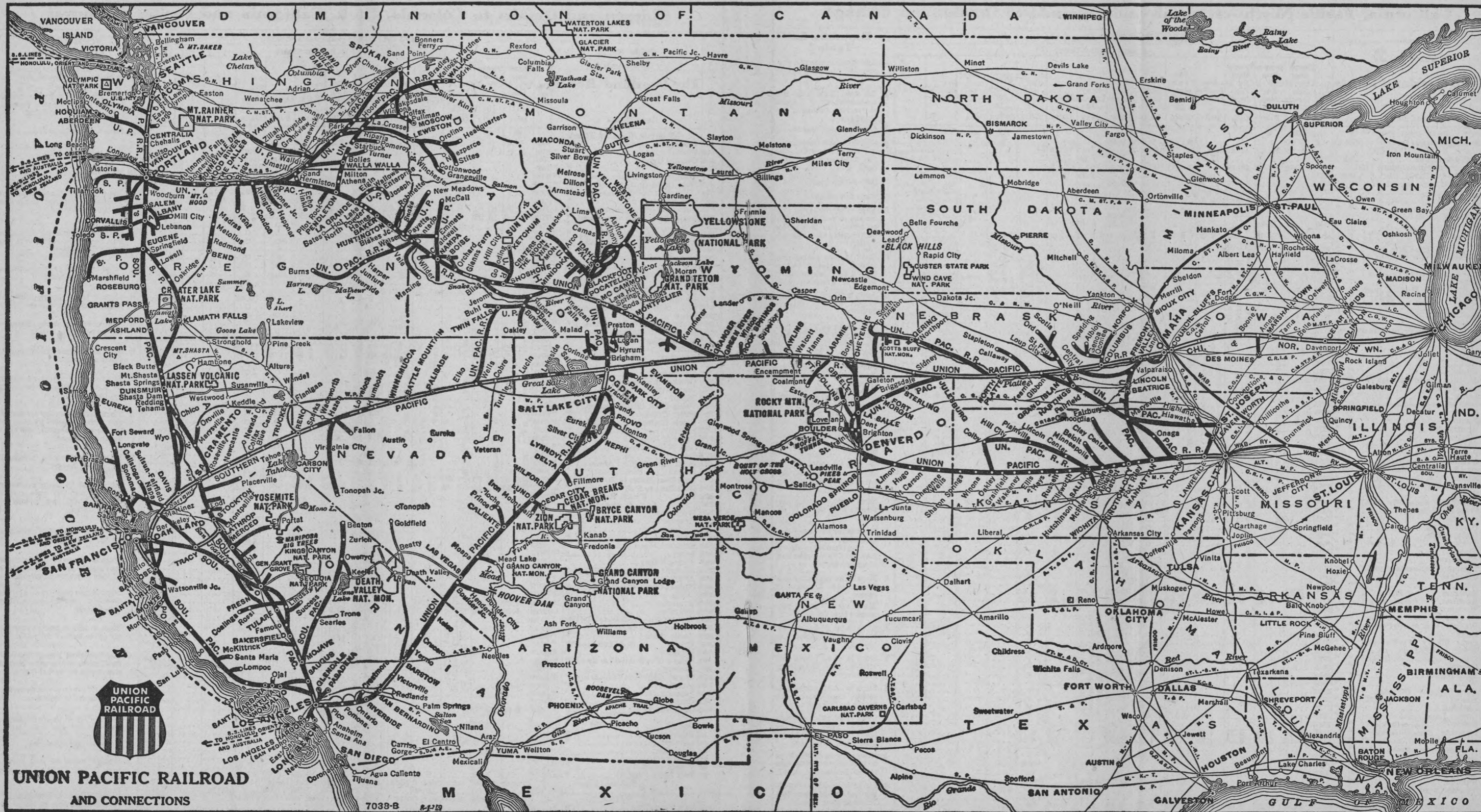
Equipment for Tables Y and Z

★ NO. 457—DAILY NORTHBOUND. Astra Dome Obs.-Lounge... Portland to Seattle. ★ NO. 407—DAILY. Astra Dome Coach... Portland to Seattle.

★ NO. 460—DAILY SOUTHBOUND. Parlor Car... Seattle to Portland (R. R. Owned). ★ NO. 408—DAILY. Astra Dome Obs.-Lounge... Seattle to Portland.

Arrives, departs Seattle Union Depot. Rail station is at Kelso. There is independent bus service between Kelso and Longview every 20 minutes.





**UNION PACIFIC RAILROAD**  
AND CONNECTIONS

7038-B 2-1-19

California, Pacific Northwest, Utah and Colorado to Omaha and Chicago

Table No. 2 The Overland Route EASTBOUND—Read Down From Pacific Coast. Includes columns for Streamliner City of San Fran, Los Angeles, Portland, and various routes like SOU. PAC. CO., UNION PACIFIC, etc.

Footnotes for Table 2. Carries only coaches for passengers; no dining car or sleeping car. See page 38 for motor bus connections with U. P. trains at Fremont, Columbus and Grand Island.

California, Pacific Northwest, Utah and Colorado to Omaha and Chicago

Table No. 2 (Continued) The Overland Route EASTBOUND—Read Down. Includes columns for From Pacific Coast, From Colo., and Local. Lists stations from Cheyenne to St. Louis with fares and schedules.

Extra Fare Trains. Beginning June 10 from Chicago, and June 11 from Denver, Nos. 85 and 86 operate with through sleeping cars and coaches during summer season between Chicago and Denver.

NOTE: There is bus line connection at Kimball, to and from Harrisburg, Gering and Scottsbluff, Nebr.

The RAILROAD HOUR Hear It On NBC Network Every Monday Night Famous Musical Shows—Great Stars of Stage and Screen with Gordon MacRae Presented by American Railroads

Between Chicago, Omaha, Denver, Ogden, Salt Lake City and Los Angeles

Table No. 3 The Overland Route. WESTBOUND—Read Down and EASTBOUND—Read Up. Includes routes for Chicago, Minneapolis, St. Paul, Omaha, St. Louis, Kansas City, Denver, Cheyenne, Salt Lake City, Ogden, and Los Angeles. Includes footnotes for Table 3.

The Seasoned Traveler Goes by Train

For equipment, see pages 6 to 12, inclusive.

Between Chicago, Omaha, Denver, Ogden, Salt Lake City and Los Angeles

Table No. 3 (Continued) The Overland Route Pacific Standard Time. WESTBOUND—Read Down and EASTBOUND—Read Up. Includes routes for Basin, Afton, Harvard, Yermo, Daggett, Barstow, Oro Grande, Victorville, Hesperia, Summit, Cajon, Keenbrook, San Bernardino, San Bernardino, Colton, Highgrove, Riverside, Mira Loma, Collins, Ontario, Pomona, Walnut, Hillgrove, Pico, Montebello, E. Los Angeles, Los Angeles, Alhambra, Pasadena, Glendale, Anaheim, Long Beach, San Pedro.

Footnotes for Tables 4 to 10, Inclusive. † Daily except Sunday. • Meal stop. † Daily except Sundays and holidays. ○ Motor bus connections with main line trains at East Los Angeles. Daily motor coach service of the Union Pacific Stage Co. (B) Stops to take on or let off passengers. ■ Trains 301 and 302 operate only during summer season. ■ Union Pacific Stages Motor Buses operated over public highways.

See tables 7, 8 and 9 on this page, for more complete motor bus schedules to and from East Los Angeles.

Salt Lake City — Provo — Lyndyl

Table No. 4 Mountain Standard Time. Mixed 305, Mls., Table No. 4, Elevation, Mixed 306. Includes routes for Salt Lake City, Murray, Draper, Mount, Lehi, American Fork, Pleasant Grove, Geneva, Provo, Springville, Spanish Fork, Payson, Santaquin, Starr, Nephli, Sharp, Mills, Lyndyl.

Salt Lake City — Smelter

Table No. 5 Mountain Time. Motor Bus Daily, Motor Bus Daily, Motor Bus Daily, Motor Bus Daily. Includes routes for Salt Lake City, 4th So. & 2nd West, 8th So. & 2nd West, 8th So. & 8th West, Poplar Grove, Smelter.

Milford — Lund — Cedar City

Table No. 12 Mountain Time. Train 302 Daily, Motor Bus Daily, Motor Bus Daily, Motor Bus Daily, Motor Bus Daily, Train 301 Daily. Includes routes for Milford, Lund, Cedar City.

East Los Angeles — Pasadena — Glendale

Table No. 7 Pacific Time. Motor Bus, Motor Bus, Motor Bus, Motor Bus. Includes routes for East Los Angeles, Alhambra City, Pasadena Depot, Glendale City, Glendale Depot.

East Los Angeles — Long Beach — San Pedro

Table No. 8 Pacific Time. Motor Bus, Motor Bus, Motor Bus, Motor Bus. Includes routes for East Los Angeles, Bell, Paramount, Lakewood, Long Beach City, San Pedro.

East Los Angeles — Whittier — Anaheim

Table No. 9 Pacific Time. Motor Bus, Motor Bus, Motor Bus, Motor Bus. Includes routes for East Los Angeles, Whittier, La Habra, Fullerton, Anaheim.

Las Vegas — Boulder City — Hoover Dam

Table No. 10 Pacific Time. Local Bus Daily, Local Bus Daily, Local Bus Daily, Motor Bus Daily, Motor Bus Daily, Local Bus Daily, Local Bus Daily, Local Bus Daily. Includes routes for Las Vegas, Boulder City, Hoover Dam.

For equipment, see pages 6 to 12, inclusive.

For explanation of reference marks in table 3, see page 26.

Between Chicago, Omaha, Denver, Ogden and San Francisco

Table 14: The Overland Route. WESTBOUND—Read Down and EASTBOUND—Read Up. Includes routes for C. & N.W., Union Pacific, and Southern Pacific.

Footnotes for Page 28

- (f) Stops only on signal.
Via Borie, Cut-off; not via Cheyenne.
A See tables 24 and 30 for service between St. Louis, Kansas City, Denver and Cheyenne.
B Stops to let off paying passengers from Ogden and beyond; also to take for Reno and beyond.
D Stops to let off paying passengers from Reno and beyond; also to take for Ogden and beyond.
E Stops to let off paying passengers from Ogden or beyond; also to take for Sacramento or beyond.
H Stops to take paying passengers for Ogden and beyond.
K Stops to let off paying passengers from Ogden or beyond.
M Stops to take paying passengers for Ogden or beyond; also to let off from Sacramento or beyond.
See table 31 for service between Ogden and Salt Lake City.
Leaves and arrives from Market Street station.
Leaves and arrives from Third Street station.
(C.S.T.) Central standard time.
(M.S.T.) Mountain standard time.
(P.S.T.) Pacific standard time.
Mileage shown on mile posts is from Council Bluffs. See General Information, page 2.

Rail—Auto Travel Plan

Ask your Ticket Agent for information and about arrangements. You can...

RENT A NEW CAR at your train destination.

This plan makes it easy for you to have a car ready for your convenience when you reach the end of your train journey.

DRIV-UR-SELF RENTAL STATIONS

are located in many cities in the United States and Canada. Ask your Railroad Ticket Agent about the plan.

San Francisco, Sacramento and Los Angeles (Via Southern Pacific)

Table 15 and Table 16: Routes between San Francisco, Sacramento, and Los Angeles via Southern Pacific. Includes Via Valley Line and Via Coast Line.

For equipment, see pages 8 to 13, inclusive.

Between Chicago, Omaha and Denver

Table 17: The Overland Route. WESTBOUND—Read Down and EASTBOUND—Read Up. Includes routes for Union Pacific and Central Standard Time.

Denver—La Salle—Ft. Collins

Table 18: Denver—La Salle—Ft. Collins. Includes routes for Union Pacific and Mountain Standard Time.

Footnotes for Page 29

- (f) Stops only on signal.
Yellow Cab Co., between La Salle and Greeley meets all trains. Arrange in advance with La Salle agent.
Stops to take paying passengers for points east of Julesburg.
Stops to let off paying passengers from Denver; also to take for Chicago.
Stops to take on paying passengers for points west of Julesburg.
Regular bus service only during Park summer season.
Mileage shown on mile posts is from Council Bluffs. For explanation see page 2. Time from 12:01 midnight to 12:00 noon is in light face type.
Time from 12:01 noon to 12:00 midnight shown in heavy face type.
Where no time shown, trains do not stop, except as indicated by reference marks.

WRITE NOW FOR YOUR 1950 SUMMER TOUR BOOK

Our SUMMER TOURS book, beautifully illustrated in color, contains fascinating day-by-day stories of tours to many of our great western vacation lands: Yellowstone — Grand Teton — Zion — Bryce Canyon — Grand Canyon — Rocky Mountain — Yosemite National Parks; Colorado — Jackson Hole — Utah — Hoover Dam — Las Vegas — Tijuana, Old Mexico.

In describing these personally escorted, money-saving tours, this book tells you what you see and do and how you get the most for your vacation dollars. Write today for a free copy of SUMMER TOURS. Use the coupon.

I. D. Kessler, Manager
UP-C&NW Dept. of Tours
148 S. Clark St., Chicago 3, Ill.

Please send me a copy of "SUMMER TOURS"

UP-C & NW Department of Tours

Name
Address
City Zone
State

For equipment, see page 15.

Between Chicago, Omaha and Spokane, Portland, Tacoma and Seattle

Table No. 20 The Overland Route. WESTBOUND-Read Down. EASTBOUND-Read Up. Includes routes for Chicago, Omaha, Minneapolis, St. Paul, Omaha, Cheyenne, St. Louis, Kansas City, Denver, Cheyenne, Cheyenne, Green River, Green River 1, 2, Opal, Kemmerer, Fossil, Nugget, Sage, Cokeville, Pegram, Dingle, Montpelier, Georgetown, Soda Springs, Alexander, Talmage, Bancroft, Pebble, Blaser, Lava Hot Springs, Topaz, McCammon, Onyx, Inkorn, Pocatello, W. Yellowstone, Salt Lake City, Pocatello, Shoshone, Sun Valley, Shoshone, King Hill, Glens Ferry, Glens Ferry, Hammett, Reverse, Mountain Home, Orchard, Boise, Boise, Meridian, Nampa, Caldwell, Parma, Nyssa, Arcadia, Ontario, Payette, Weiser, Olds Ferry, Huntington.

Footnotes for Pages 30 and 31

Motor bus. This service is providing passengers arriving or departing Shoshone and holding through rail tickets to and from Sun Valley or Ketchum, Idaho. Through sleeping car daily to and from West Yellowstone during park summer season. Connecting Sleeping Car service to and from West Yellowstone during park summer season. C & NW 14, local from Omaha to Chicago, has no through cars from Union Pacific. Runs via Borie Cut-off, not via Cheyenne. Daily. Stops only on signal. Daily except Sunday. Stops to let off paying passengers from Tacoma and beyond; also to take on for Vancouver and beyond. Stops to let off paying passengers from Portland or beyond; also to take for Pocatello or beyond. Stops to take paying passengers for Tacoma or beyond, and to let off from Portland or beyond. Stops to take on paying passengers for Cheyenne and beyond; also to let off from Pendleton and beyond. Stops to take on paying passengers for Umatilla and beyond. No. 407 and 457 stops at East Olympia to let off paying passengers for Olympia that come from Portland or beyond. Bus to Olympia will be operated when passengers are reported. Stops to take paying passengers for Vancouver and south and to let off from points north of Seattle. Stops to take on or let off paying passengers. Stops to let off paying passengers from Wallula and beyond. Stops to let off paying passengers from Pocatello or beyond. Stops to take paying passengers for Seattle and beyond, and to let off from Tacoma and beyond. Stops to take paying passengers for Tacoma and beyond. Stops to take or let off paying passengers to or from Omaha and Portland or beyond. Stops to take paying passengers for Ogden, Cheyenne or beyond; also to let off from Pendleton and beyond. Stops to let off paying passengers from Vancouver and beyond, and to take for Tacoma and Seattle. Stops to let off paying passengers from Portland and beyond on Tuesdays only. (Continued on next page)

Between Chicago, Omaha and Spokane, Portland, Tacoma and Seattle

Table No. 20 (Continued) The Overland Route. WESTBOUND-Read Down. EASTBOUND-Read Up. Includes routes for Huntington, Durkee, Pleasant Valley, Baker, Haines, North Powder, Telocaset, Union Jct., Hot Lake, La Grande, Kamela, Moscham, Duncanson, Gibbon, Cayuse, Pendleton, Walla Walla, Spokane, Pendleton, Rieth, Echo, Stanfield, Hermiston, Umatilla, Spokane, Umatilla, Boardman, Heppner, Arlington, Blalock, Rufus, Biggs, Celilo, The Dalles, Mosier, Hood River, Wyeth, Cascade Locks, Bonneville, Multnomah Falls, Bridal Veil, Rooster Rock, Troutdale, Portland.

Footnotes for Pages 30 and 31

Stops to let off paying passengers from Seattle; also to take for south of Tacoma. Stops to let off paying passengers from Tacoma or beyond; also to take for Portland or beyond. For service between St. Louis, Denver and Cheyenne, see tables 24 and 30. Stops to let off paying passengers from Ogden, Cheyenne, and beyond; also to take for Pendleton and beyond. Stops to let off paying passengers from Vancouver and beyond and to take on for points beyond Seattle. Stops to take paying passengers for south of Tacoma. Via North Puyallup. Via Puyallup. Stops to take on paying passengers for Portland and beyond. Stops to let off paying passengers from Pendleton or beyond. Trains 407, 408, 457 and 458 carry passengers to and from East Olympia and Portland and Seattle. Bus service is only between East Olympia and Olympia, and operates daily to and from U. P. station at Olympia. Bus will handle only hand baggage for passengers, except no baggage is handled on Sunday. Union Pacific rail tickets to or from certain stations (consult agent) are honored on Grays Harbor lines buses operating over public highway only through towns where time is shown. Mileage shown on mile posts is from Council Bluffs. See General Information, Page 2.

Between Portland, Tacoma and Seattle

Table No. 20 (Continued) Pacific Standard Time. Includes routes for Portland, Vancouver, Ridgefield, Woodland, Kalama, Kelso-Longview, Castle Rock, Vader, Winlock, Napavine, Chehalis, Centralia, Centralia 21, Tenino, East Olympia, Olympia, Olympia, East Olympia, Nisqually, Stellacoom, Tacoma, Tacoma 22, Puyallup, North Puyallup, Summer, Auburn, Kent, Seattle, Seattle 22.

Portland-Chehalis-Hoquiam

Table No. 21 (Pacific Standard Time). Includes routes for Portland, Chehalis, Centralia, Galvin, Helsing Jct., Independence, Saginaw, South Elma, Montesano, Melbourne, Cosmopolis, Aberdeen, Hoquiam.

Portland-Seattle-Tacoma-Olympia

Table No. 22 (Pacific Time). Includes routes for Portland, East Olympia, Olympia, Seattle, Tacoma, East Olympia, Olympia.

Between St. Louis, Kansas City, Topeka, Salina and Denver

Table No. 24 The Overland Route. Table No. 25 Kansas City - Junction City - Concordia. Table No. 26 Kansas City - Salina - Solomon - Beloit. Table No. 27 Kansas City - Salina - McPherson. Table No. 28 Kansas City - Salina - Plainville - Oakley. Includes columns for Motor, Passenger, Express, Pony, and Streamliner services with various time and fare details.

For equipment see pages 12 to 18, inclusive. For explanation of reference marks see, page 33.

Between Denver, Cheyenne and Salt Lake City

Table No. 30 The Overland Route (Mountain Standard Time). Table No. 31 Between Ogden and Salt Lake City. Table No. 32 Ogden - Echo - Coalville - Park City. Table No. 33 Laramie - Coalmont. Table No. 34 Saratoga & Encampment Valley R. R. Co. Includes columns for Motor, Passenger, Express, Pony, and City of St. Louis services with various time and fare details.

Distance between Denver and Salt Lake City via Borie is 613 miles; via Cheyenne is 625 miles.

Between Ogden and Salt Lake City

Table No. 31 Between Ogden and Salt Lake City. Table No. 32 Ogden - Echo - Coalville - Park City. Table No. 33 Laramie - Coalmont. Table No. 34 Saratoga & Encampment Valley R. R. Co. Includes columns for Motor, Passenger, Express, Pony, and City of St. Louis services with various time and fare details.

Footnotes for Pages 32 and 33

- NOTE - See table 20 for detail schedules to Pacific Northwest.
NOTE - See table 14 for detail schedules to San Francisco.
NOTE - See table 3 for detail schedules to Los Angeles.
Local freight; carries combination coach-baggage car for passengers.
Stops to let off paying passengers from Denver and beyond; also to take for Topeka, and for Kansas City and beyond.
Stops to take paying passengers for Denver and beyond; also to let off from St. Louis and beyond.
Stops to let off paying passengers from Denver and beyond.
Stops to let off paying passengers from Kansas City or beyond; also to take for Denver or beyond.
Stops to take on or let off paying passengers.

For equipment, see pages 12 to 18, inclusive.

Between Salt Lake City, Ogden, Pocatello, West Yellowstone and Butte

Table No. 36 The Overland Route. Table No. 37 Cache Junction - Logan - Preston. Table No. 38 Ogden - Brigham - Malad. Table No. 39 Salt Lake - Idaho Falls - W. Yellowstone (Summer Season). Table No. 40 Salt Lake - Idaho Falls - Ashton - Victor.

Footnotes for Page 34

- \* Daily. (f) Stops only on signal. † Daily except Sunday. Nos. 35 and 36 between Pocatello and West Yellowstone, and Nos. 47 and 48 between Ashton and Victor, operate only during Yellowstone and Grand Teton Park summer season June 19 through September 7. Local freight with combination coach-baggage car.

Union Pacific Branch Lines

Omaha - North Platte - So. Torrington. Omaha - Columbus - Norfolk. Kansas City - Topeka - Marysville. Omaha - Columbus - Spalding. Omaha - Grand Island - Loup City. Omaha - Kearney - Stapleton. Omaha - Columbus - Albion. Omaha - Grand Island - Ord. Grand Island - Stromsburg - Lincoln. Lawrence - Leavenworth.

- Nos. 93 and 94 carry a Coach-Tourist Sleeping Car, three round trips each week, between Omaha, Gering and South Torrington; in Nos. 3 and 4 between Omaha and North Platte. See equipment in Table A, pages 6 and 7. Daily. § Sunday only. † Daily except Monday. ‡ Daily except Sunday. X Daily except Saturday and Sunday. Local freight with combination coach-baggage car. K Sundays, Wednesdays and Fridays only. H Mondays, Wednesdays and Fridays only. E Tuesdays, Thursdays and Saturdays only. On days livestock is to be carried, train No. 82 runs about one-half hour later than schedule shown. Local freight with caboose; hand baggage only.



Connecting Bus Service

Portland — Pendleton — Spokane

Table No. 84 (Pacific Time) showing bus routes between Portland, Pendleton, and Spokane with departure and arrival times.

Spokane — Moscow — Lewiston

Table No. 85 (Pacific Time) showing bus routes between Spokane, Moscow, and Lewiston with departure and arrival times.

Spokane — Grand Coulee Dam

Table showing bus routes between Spokane and Grand Coulee Dam via Okanogan Valley Bus Lines.

Fremont — Lincoln

Table showing bus routes between Fremont and Lincoln with departure and arrival times.

Columbus — Lincoln

Table showing bus routes between Columbus and Lincoln with departure and arrival times.

Grand Island — Hastings

Table showing bus routes between Grand Island and Hastings via Yellow Diamond Lines.

Las Vegas — Tonopah

Table showing bus routes between Las Vegas and Tonopah via Las Vegas-Tonopah-Reno Stage Line.

Footnotes for Page 38

(\*) Via Capitol Stages. (\*) Via Interstate Transit Lines. (O) Via Elkhorn Valley Stages. Motor Bus operating over public highway. See General Information, page 2, for optional rail-motor bus ticketing arrangement.

UNION PACIFIC TRAINS USE THESE STATIONS

- List of stations for Union Pacific trains: Boise, Idaho; Butte, Montana; Cheyenne, Wyoming; Chicago, Illinois; Denver, Colorado; Kansas City, Mo.; Los Angeles, Calif.; Oakland, Calif.; Portland, Oregon; Riverside, Calif.; San Bernardino, Calif.; San Francisco, Calif.; Salina, Kansas; Salt Lake City, Utah; Seattle, Wash.; Spokane, Wash.; St. Louis, Mo.; Tacoma, Wash.; Topeka, Kansas; Yakima, Wash.

Connections at Omaha

Large table showing bus connections at Omaha, including routes to various cities like Chicago, St. Louis, and Kansas City, with departure and arrival times.

Connections at Kansas City

Large table showing bus connections at Kansas City, including routes to various cities like Chicago, St. Louis, and Omaha, with departure and arrival times.

Connections at Denver

Table showing rail connections at Denver with columns for routes (D & R G W, C & S - A T & S F), times, and fares for various destinations like Pueblo, Colorado Springs, and Ogden.

Connections at Spokane and Butte

Table showing rail connections at Spokane and Butte with columns for routes (The Milwaukee Road, N. P., S. I. C. P. R., N. P., B. A. & P.), times, and fares for destinations like Missoula, Butte, and Marmarth.

Connections at Los Angeles

Table showing rail connections at Los Angeles with columns for routes (A. T. & S. F., S. P. & S.), times, and fares for destinations like Fullerton, Anaheim, and San Diego.

Connections at Seattle

Table showing rail connections at Seattle with columns for routes (Great Northern, C. P. S. S., P. S. N. Co.), times, and fares for destinations like Everett, Bellingham, and Vancouver.

Footnotes for Pages 39 and 40

22 trips daily offering frequent trips between Seattle and Bremerton (Puget Sound Navy Yard).

Operational details including train frequency (daily, Monday-Wednesday/Fridays only, etc.), connection points, and time restrictions.

Do You Know About Our Prepaid Ticket Order Plan?

- Three bullet points describing the Prepaid Ticket Order Plan: 1. Plan where you purchase at a station for family or others. 2. Safe and convenient way of providing tickets. 3. Prepaid orders include railroad tickets, sleeping and parlor car tickets, and cash for meals.

UNION PACIFIC RAILROAD

ROUND TRIP RAIL FARES

Quoted by the Union Pacific Railroad August 7, 1950

Charges shown do not include federal tax.

For information only and subject to change without notice.

Large table of round trip rail fares with columns for 'FROM' (Aberdeen, Akron, Albany, etc.) and 'TO' (Los Angeles, San Francisco, Portland, etc.), listing standard and coach fares for various routes.

Notes regarding fare adjustments: 1. From Minneapolis First Class fare 32 cents lower. 2. Applies to Los Angeles and San Diego. 3. Applies only to Portland. 4. Applies one way with Omaha and one way via Northern Lines. 5. Fare to Spokane only.

# PULLMAN SLEEPING CAR RATES

These rates are compiled from current Pullman Co. tariffs and published as a convenience for patrons. Effective August 7, 1950, and subject to change without notice.

Rates between Points of Service Shown below. Charges Shown Do Not Include Federal Tax.

See Page 43 for Rates for Upper Berths, Drawing Rooms, Compartments, Bedrooms, Roomettes, etc., Based on Applicable Lower Berth

Chicago	St. Paul Minneapolis	Co. Bluffs Omaha	St. Louis	Kansas City	Denver	BETWEEN	Salt Lake City	Butte	Portland	Seattle Tacoma	Los Angeles	San Francisco	
Double Lower Standard Berth	Double Lower Standard Berth	Double Lower Standard Berth	Double Lower Standard Berth	Double Lower Standard Berth	Double Lower Standard Berth		Double Lower Standard Berth	Double Lower Standard Berth	Double Lower Standard Berth	Double Lower Standard Berth	Double Lower Standard Berth	Double Lower Standard Berth	
\$15.25 8.65 12.85 15.50 9.25	*\$15.50 10.65 *13.55 \$14.45 8.65	\$12.00 12.00 10.05 12.25 5.70	\$15.25 10.05 12.60 10.65 9.25	\$12.60 12.00 10.65 13.10 7.20	\$ 9.25 16.50 8.90 8.90		\$ 4.10 19.65 4.80 3.50 5.70	\$ 5.35 25.15 7.50 * 8.30 7.50	\$ 5.35 25.15 7.50 *12.15 12.60	\$06.95 25.75 P 7.50 *13.55 12.60	\$ A10.95 11.15 6.00 *10.10 12.60	\$*11.85 25.75 11.15 G*10.10 12.60	
3.50 9.25 D12.60 4.10 14.45	3.50 8.65 D*13.55 5.05 13.95	4.10 5.70 D10.05 3.50 11.15	3.50 8.65 D12.60 3.50 14.45	4.10 5.70 D10.65 3.50 11.75	9.25 16.50 D 7.20 5.70 8.35		12.60 6.60 3.50 10.65 3.80	12.85 8.90 3.50 10.65 4.45	18.25 12.85 7.50 15.75 6.60	18.25 12.85 8.90 15.75 6.60	18.25 13.40 9.50 15.75 10.65	18.25 13.40 10.40 15.75 10.65	
16.05 16.05 18.25 15.25 3.50	15.75 *16.90 18.25 15.00	13.40 13.40 15.75 12.25 3.50	16.05 *17.45 17.50 15.25 5.05	14.20 13.95 16.75 12.85 5.05	10.40 12.00 13.40 8.90 8.65		4.80 7.75 7.75 3.50 12.60	8.65 11.15 L10.40 6.95 *13.55	*14.85 3.80 E11.75 *12.15 *19.25	3.80 *15.50 5.70 *13.55 *19.25	G* 7.90 H*11.00 L 4.10 G* 9.80 18.25		
7.75 12.60 4.10 15.75 7.20	10.65 12.60 3.50 *16.90 10.05	11.15 10.05 13.40 10.65	9.25 12.60 4.10 15.25 8.65	11.15 10.65 3.50 13.95 10.65	15.75 6.60 5.70 10.65 15.25		18.85 4.10 10.05 6.60 18.25	25.15 8.35 15.75 3.50 24.30	25.15 7.75 15.75 N 4.80 A13.10	25.15 7.75 15.75 A13.10 24.30	25.15 7.75 15.75 H*10.70 24.30		
12.60 18.25 16.80 18.25 12.60	*13.55 *19.25 16.50 18.25 12.60	10.05 15.75 13.95 15.75 10.05	12.60 17.50 16.80 15.75 12.60	10.65 15.75 15.00 15.75 10.65	6.95 12.85 11.15 12.60 6.60		3.50 8.65 5.70 7.20 4.80	3.50 7.50 9.25 L 6.95 8.65	8.65 3.50 7.20 F 8.35 10.05	8.90 L10.40 L 4.10 L 4.10 7.75	10.40 L 7.20 L 3.50 L 4.10 7.75		
18.25 18.25 13.95	18.25 *19.25 13.95	15.75 15.75 10.65	17.50 17.50 13.95	15.75 15.75 11.15	13.40 12.85 7.75 5.70 12.00		San Francisco Seattle Shoshone Sioux City Spokane	Cal. Wash. Ida. Ida. Wash.	7.75 10.05 3.50 10.05 8.65	11.15 P 7.50 3.80 *13.55 P 4.10	L 7.20 C 8.65 H11.75 10.05 A13.65	L 4.10 H 8.65 10.65 15.75 H10.65	
3.50 3.50 14.45 18.25 12.60	5.05 3.50 *13.95 *19.25 *13.55	4.10 3.50 11.15 15.75 10.05	3.50 5.05 11.75 15.75 12.60	3.50 5.05 8.35 12.85 8.65			St. Louis St. Paul Sun Valley (Ketchum) Tacoma Victor	Mo. Minn. Ida. Wash. Ida.	*12.60 12.60 3.80 10.05 3.50	*12.60 *13.55 4.45 P 7.50 3.50	*17.50 19.25 6.60 3.50 8.90	*17.50 18.25 10.65 H11.15 H 8.35 *11.25	
15.75 7.20 D12.60	*16.90 10.05 *13.55	13.40 10.65 D10.05	15.25 7.75 D12.60	13.95 10.05 D10.65	11.50 14.45 D 8.65		Walla Walla Washington West Yellowstone	Wash. D. C. Mont.	7.20 18.25 3.50	* 9.20 18.50 3.50	3.50 24.30 8.90	13.65 23.75 10.40	H*10.70 23.75 10.40

Lower Standard Berth Rate Between Las Vegas, Nevada and Cedar City, Utah, \$3.50

- (A) Via Salt Lake City and Pocatello. \* Made combination of fares.
- (B) From Tacoma, lower standard berth, \$7.50.
- (C) Via Southern Pacific Company and Portland. From Tacoma lower standard berth, \$8.35.
- (D) Also applies via Ogden. Where through car is operated via Salt Lake City charge for side trip Ogden to Salt Lake City and return with privilege of occupying car at Salt Lake City during one-half day's stop-over is \$1.15. When change of cars is necessary and passengers transfer at Salt Lake City instead of Ogden there is no charge for the side trip.
- (E) Via Southern Pacific Company and Portland. From Tacoma, lower standard berth, \$11.15.
- (F) Via Southern Pacific Company and Portland. From Tacoma, lower standard berth, \$7.75.
- (G) Via Los Angeles. (H) Via Southern Pacific Company and Portland.
- (K) From Tacoma, lower standard berth, \$9.50.
- (L) Via Southern Pacific Company.
- (M) From Tacoma, lower standard berth, \$7.75.
- (N) From Tacoma, lower standard berth, \$4.10.
- (P) Via Direct Lines. (Q) From Tacoma, lower standard berth \$6.60.
- (R) From Tacoma, lower standard berth \$8.65.
- (S) From Minneapolis, lower standard berth \$15.00.
- \* Berth rates to and from Cheyenne, Denver and west apply via Omaha or via Kansas City.

### Double Lower Standard Berth Rate to Los Angeles and Las Vegas from points shown, quoted via Pocatello, Idaho and Salt Lake City, Utah.

BETWEEN		
Ayer, Wash. and Los Angeles	13.65	\$13.65
Cheney, Wash. and Los Angeles	13.65	
La Grande, Ore. and Los Angeles	12.60	
Marengo, Wash. and Los Angeles	13.65	
Umatilla, Ore. and Los Angeles	13.40	
Walla, Wash. and Los Angeles	13.65	
BETWEEN		
Ayer, Wash. and Las Vegas, Nev.	\$11.50	
La Grande, Ore. and Las Vegas, Nev.	9.80	
Pendleton, Ore. and Las Vegas, Nev.	10.40	
Shoshone, Ida. and Las Vegas, Nev.	7.20	
Spokane, Wash. and Las Vegas, Nev.	12.25	
Umatilla, Ore. and Las Vegas, Nev.	10.65	
Walla, Wash. and Las Vegas, Nev.	10.95	

⊙ Rates effective and service available only during Park Summer Season.

Bedroom Rates: Bedrooms are available on most Union Pacific trains, including the Streamliner trains. See equipment pages 6 to 19 inclusive. Double bedrooms have upper and lower berths. Duplex-Single Bedrooms have only one berth. (See table on opposite page). When occupied by one person, only one rail ticket required.

Exclusive Space Occupancy by One Person: One and one-fourth railroad tickets must be purchased for exclusive use of drawing-room; one and one-tenth tickets for compartment. If Streamliner "City of Los Angeles" or "City of San Francisco" is used, one and one-tenth first class special service charge tickets are required for exclusive occupancy of a compartment, and one and one-fourth first class special service charge tickets for exclusive occupancy of a drawing-room. These tickets are in addition to the regular rail and Pullman tickets. Exception: Only one rail ticket is required for use of a compartment between Chicago, Ill., and Butte, Mont., or Pendleton, Ore., and points north and west thereof (also West Yellowstone, Mont., and Victor, Idaho).

# Table of Rates for Various Accommodations in Standard Pullman Sleeping Cars Effective December 6, 1949

(Charges shown do not include federal tax)

Where Lower Berth Rate is	Upper Berth Rate is	Roomette for one Person is	Duplex Single Room for one Person is	Bed Room for one Person is	Bed Room for two Persons is	Bed R'm Suite for two or more Persons is	Compart'm't for one Person is	Compart'm't for two Persons is	Drawing Room for one Person is	Drawing Room for two Persons is
3.50 3.80 4.10 4.45 4.80	2.60 2.90 3.10 3.40 3.60	4.85 5.30 5.75 6.20 6.65	5.50 6.10 6.60 7.10 7.55	6.65 7.20 7.80 8.45 9.10	7.70 8.35 9.00 9.80 10.55	13.30 14.40 15.60 16.90 18.20	7.90 8.55 9.25 10.00 10.80	9.60 10.90 11.55 12.85 13.45	10.50 11.40 12.30 13.35 14.40	13.30 14.40 15.60 16.90 18.20
5.05 5.35 5.70 6.00 6.25	3.85 4.10 4.30 4.60 4.80	7.15 7.50 7.95 8.40 8.80	8.05 8.60 9.10 9.60 10.05	9.60 10.15 10.85 11.40 11.90	11.10 11.75 12.55 13.20 13.75	19.20 20.30 21.70 22.80 23.80	11.35 12.05 12.85 13.50 14.05	14.15 15.40 16.00 17.25 17.85	15.15 16.05 17.10 18.00 18.75	19.20 20.30 21.70 22.80 23.80
6.60 6.95 7.20 7.50 7.75	5.00 5.25 5.45 5.70 5.90	9.20 9.65 10.05 10.45 10.85	10.50 11.00 11.50 12.00 12.45	12.55 13.20 13.70 14.25 14.75	14.50 15.30 15.85 16.50 17.05	25.10 26.40 27.40 28.50 29.50	14.85 15.65 16.20 16.90 17.45	18.40 19.60 20.20 21.40 21.90	19.80 20.85 21.60 22.50 23.25	25.10 26.40 27.40 28.50 29.50
8.10 8.35 8.65 8.90 9.25	6.10 6.35 6.55 6.80 7.00	11.25 11.75 12.10 12.50 12.95	12.80 13.35 13.80 14.30 14.75	15.40 15.85 16.45 16.90 17.60	17.80 18.35 19.05 19.60 20.35	30.80 31.70 32.90 33.80 35.20	18.25 19.40 20.05 20.80	22.50 23.70 24.20 25.40 26.05	24.30 25.05 25.95 26.70 27.75	30.80 31.70 32.90 33.80 35.20
9.50 9.80 10.05 10.40 10.65	7.20 7.45 7.65 7.90 8.10	13.35 13.70 14.15 14.50 14.85	15.20 15.70 16.10 16.60 17.00	18.05 18.60 19.10 19.75 20.25	20.90 21.55 22.10 22.90 23.45	36.10 37.20 38.20 39.50 40.50	21.40 22.05 22.60 23.40 23.95	26.55 27.75 28.30 29.45 29.95	28.50 29.40 30.15 31.20 31.95	36.10 37.20 38.20 39.50 40.50
10.95 11.15 11.50 11.75 12.00	8.30 8.55 8.70 8.95 9.15	15.30 15.65 16.05 16.45 16.80	17.45 17.90 18.35 18.75 19.20	20.80 21.20 21.85 22.35 22.80	24.10 24.55 25.30 25.85 26.40	41.60 42.40 43.70 44.70 45.60	24.65 25.10 25.90 26.45 27.00	30.50 31.65 32.15 33.30 33.80	32.85 33.45 34.50 35.25 36.00	41.60 42.40 43.70 44.70 45.60
12.25 12.60 12.85 13.10 13.40	9.35 9.55 9.75 10.00 10.20	17.15 17.60 17.95 18.35 18.75	19.60 20.10 20.50 21.00 21.35	23.30 23.95 24.40 24.90 25.45	26.95 27.70 28.25 28.80 29.50	46.60 47.90 48.80 49.80 50.90	27.55 28.35 28.90 29.50 30.15	34.30 35.45 36.00 37.15 37.65	36.75 37.80 38.55 39.30 40.20	46.60 47.90 48.80 49.80 50.90
13.65 13.95 14.20 14.45 14.75	10.35 10.60 10.80 11.00 11.20	19.10 19.50 19.85 20.25 20.65	21.80 22.25 22.65 23.15 23.55	25.95 26.50 27.00 27.45 28.05	30.05 30.70 31.25 31.80 32.45	51.90 53.00 54.00 54.90 56.10	30.70 31.40 31.95 32.50 33.20	38.20 39.30 39.75 40.85 41.40	40.95 41.85 42.60 43.35 44.25	51.90 53.00 54.00 54.90 56.10
15.00 15.25 15.50 15.75 16.05	11.40 11.60 11.80 12.00 12.20	20.95 21.30 21.75 22.05 22.40	23.90 24.35 24.75 25.25 25.65	28.50 29.00 29.45 29.95 30.50	33.00 33.55 34.10 34.65 35.30	57.00 58.00 58.90 59.90 61.00	33.75 34.30 34.90 35.45 36.10	41.85 42.95 43.45 44.55 45.00	45.00 45.75 46.50 47.25 48.15	57.00 58.00 58.90 59.90 61.00
16.25 16.50 16.80 17.05 17.25	12.35 12.60 12.75 13.00 13.15	22.80 23.15 23.45 23.85 24.20	26.00 26.45 26.80 27.25 27.65	30.90 31.35 31.90 32.40 32.80	35.75 36.30 36.95 37.50 37.95	61.80 62.70 63.80 64.80 65.60	36.55 37.15 37.80 38.35 38.80	45.50 46.55 47.00 48.10 48.60	48.75 49.50 50.40 51.15 51.75	61.80 62.70 63.80 64.80 65.60
17.50 17.70 17.95 18.25 18.50	13.35 13.45 13.65 13.90 14.10	24.55 24.70 25.10 25.55 25.95	28.05 28.25 28.70 29.15 29.60	33.25 33.65 34.10 34.70 35.15	38.50 38.95 39.50 40.15 40.70	66.50 67.30 68.20 69.40 70.30	39.40 39.85 40.40 41.05 41.65	49.05 49.70 50.30 51.45 52.00	52.50 53.10 53.85 54.75 55.50	66.50 67.30 68.20 69.40 70.30
18.85 19.10 19.40 19.65 20.00	14.30 14.55 14.75 15.00 15.20	26.30 26.75 27.15 27.50 27.95	30.05 30.55 31.00 31.50 31.90	35.80 36.30 36.85 37.35 38.00	41.45 42.00 42.70 43.25 44.00	71.60 72.60 73.70 74.70 76.00	42.40 43.00 43.65 44.20 45.00	52.60 53.75 54.30 55.45 56.05	56.55 57.30 58.20 58.95 60.00	71.60 72.60 73.70 74.70 76.00
23.75 24.30 25.15 25.75	18.05 18.50 19.15 19.60	33.20 34.00 35.20 36.05	37.90 38.85 40.25 41.15	45.15 46.15 47.80 48.95	52.25 53.45 55.35 56.65	90.30 92.30 95.60 97.90	53.45 54.70 56.60 57.95	66.45 68.15 70.50 72.25	71.25 72.90 75.45 77.25	90.30 92.30 95.60 97.90

# PULLMAN SEAT FARES

Between Various Cities and to Western Park Gateways

(Charges Shown Do Not Include Federal Tax)

Salt Lake City — Lund	\$1.80
Lund — Las Vegas	1.60
Las Vegas — Los Angeles	2.35
Boise — Pocatello	1.70
Shoshone — Pocatello	.80
Shoshone — Salt Lake City	2.00
Portland — Tacoma	1.10
Portland — Seattle	1.45
Portland — Pendleton	1.70
Ogden — Salt Lake City	.80
Salt Lake City — Pocatello	1.30
Omaha — Grand Island	1.10
Omaha — North Platte	2.10
Omaha — Cheyenne	3.55
Denver — Cheyenne	.80
Denver — Laramie	1.15
Denver — North Platte	1.95
Denver — Sterling	1.00
Kansas City — Topeka	.80
Kansas City — Manhattan	.80
Kansas City — Salina	1.10

Special Service Charges on Streamliners "City of Los Angeles" and "City of San Francisco" in effect December 6, 1949. Subject to change without notice. (Charges shown do not include federal tax)

City	City of Los Angeles	City of San Francisco
Salt Lake City	3.75	3.75
Ogden	3.75	3.75
Portland	3.75	3.75
Seattle	3.75	3.75
Tacoma	3.75	3.75
Butte	3.75	3.75
Boise	3.75	3.75
Shoshone	3.75	3.75
Pocatello	3.75	3.75
Las Vegas	3.75	3.75
Los		