




This Year -  
Treat your family to a  
**Sun Valley** summer!  
IDAHO

One reason for Sun Valley's wide appeal is the great variety of summertime, fun-time activities. From outdoor ice skating to swimming . . . golf to horseback riding . . . you'll enjoy your favorite sport more at this green-carpeted land of sparkling days and crisp, cool nights. Why not make your plans NOW?


**AMERICA'S GREATEST VACATION BARGAIN**  
**"SUMMER FUN" WEEKS — 7 DAYS — 7 NIGHTS**  
 DURING JUNE • JULY • AUGUST • SEPTEMBER  
 at the one ALL-EXPENSE RATE of . . . . . **\$49<sup>00</sup>**  
 Hard to believe? Yes . . . but TRUE!  
 Comfortable accommodations in an attractive chalet,  
 all meals and many free sports activities including  
 swimming, tennis, dancing and evening entertainment.  
 Reasonable charges for other activities. Start any day  
 of the week you wish. **{ASK ABOUT . . . LOW RAIL FARES}**

**FOR RESERVATIONS:**  
 or information, address W. P. Rogers, General Manager, Sun Valley, Idaho or Union  
 Pacific Railroad, Room 200, Omaha 2, Nebr., or see your local Travel Agent.



ROOMS FROM \$6.00

OWNED AND OPERATED BY UNION PACIFIC RAILROAD





**UNION  
PACIFIC  
RAILROAD**

**UNION  
PACIFIC  
RAILROAD**

**TIME TABLES**

**TIME TABLES**



# TABLE OF CONTENTS

<b>Section</b>	<b>Page</b>	<b>Section</b>	<b>Page</b>
Index to Union Pacific Stations.....	3 to 5	Connecting Bus Lines Service.....	42
Coast to Coast Sleeping Car Service.....	6 and 7	Address of Principal Union Pacific Stations.....	42
Equipment of Through Trains.....	8 to 23	Railroad Fares.....	45
Condensed Train Schedules.....	8 to 23	Pullman Sleeping Car Charges.....	46 and 47
Complete Train Schedules.....	24 to 41	Special Service Charges.....	47
Map of Union Pacific and Connecting Lines.....	26 and 27	Sleeping Car Accommodations.....	48 and 49
Connecting Rail Lines Service.....	32, 43 and 44	Union Pacific Representatives.....	50 and 51

# INFORMATION

Miles shown on mile posts read westward from Council Bluffs, Iowa. Miles shown herein are from Omaha, Nebraska. (Variance approximately 3 miles.)

Time from midnight to noon inclusive, is indicated by light face type; **from noon to midnight inclusive, by dark face type.**

Any person who, because of mental, physical or other disability, is incapable of properly caring for himself or herself, will be received as a passenger ONLY when accompanied by a competent attendant.

As additional new leg rest seat coaches are received, they are being assigned to the Pacific Coast streamliners. Every effort is made to maintain this service, but operation of non-leg rest coaches may be necessary on occasions due to emergencies or shortages.

On trains that carry chair car porters, there is no charge for the services of the porter. He will, however, collect a nominal charge for pillows.

Children under 5 years of age ride free, when accompanied by parent or guardian; 5 years of age and under 12, pay one-half fare; 12 years of age and over, pay full fare.

Should any question or difference of understanding arise with agents or conductors as to proper fare or ticket privileges, please pay fare requested, take receipt, and communicate with General Passenger Traffic Manager, Omaha 2, Nebr.

Tickets unused or partly used, will be redeemed under tariff regulations at proper value. Consult any Union Pacific office or write to Gen'l Passenger Traffic Mgr., Omaha 2, Nebr.

Stopovers are permitted at all points within final limit of tickets by notifying conductor.

Many attractive side trips and optional routes are available. Ask your local Agent or any Union Pacific representative for details.

Tickets reading via Union Pacific Railroad will be honored by Overland Greyhound Bus Lines between any two points between which those two companies jointly operate.

You are requested to purchase your tickets before boarding the train.

At Chicago the Parmelee coupon on a through railroad ticket entitles the holder, without additional charge, to have himself and hand luggage transferred in a Parmelee car from his incoming to his outgoing station or to a downtown destination. Or, when there is at least a 3-hour interval between arrival of train in Chicago and scheduled departure time from outgoing station, Parmelee will transfer such luggage to the

passenger's outgoing station where it can be claimed at the parcel check room. The only cost is the usual parcel checking fee, 15 cents for each bag or parcel.

It is desirable to mark or tag each piece of baggage (for easy identification) with your name and address and, in addition, place your name and permanent address inside each piece, whether it is checked or carried with you on the train. Ask Ticket or Baggage Agent for free address labels.

For the convenience and comfort of themselves and others, passengers are requested to check their hand baggage whenever possible, except that actually needed for personal use enroute. No responsibility is assumed for unchecked articles left in stations, on platforms or in cars.

Checkable baggage consists of wearing apparel, toilet articles and such personal effects as the passenger may need for use on the trip.

Money, jewelry, negotiable papers, liquids, fragile or perishable articles, radios, typewriters, dishes and household goods must not be included in checked baggage.

One hundred and fifty (150) pounds of baggage, not exceeding one hundred dollars (\$100.00) in value, may be checked free on each adult ticket, and one-half those amounts in connection with half-fare tickets.

Passengers have the privilege of declaring additional value on checked baggage, not to exceed a total of \$2500.00, upon payment of a nominal charge. Consult Baggage Agent.

Dogs or other small household pets will be transported in baggage cars, subject to tariff regulations, or they may be taken into room accommodations when in suitable containers and subject to Pullman Company regulations. Ask your Agent for full details.

No single piece of baggage, exceeding 300 pounds in weight, 72 inches in greatest dimension, or single shipments in excess of \$2500.00 in value, will be checked. *Exception:* Boxes of heavy or corrugated pasteboard are limited to a gross weight of 50 pounds each.

All baggage should be marked plainly on outside with name and address of the owner.

In case of lost articles, communicate with Manager, Mail, Baggage & Express Traffic, Omaha 2, Nebr.

Union Pacific Railroad is not responsible for errors in time tables, inconvenience or loss resulting from delayed trains, failure to make connections, air conditioning failures, or emergency substitutions in equipment. Schedules, consists and designations of trains shown in this folder are subject to change without notice.

# INDEX OF CONDENSED THROUGH TIME TABLES

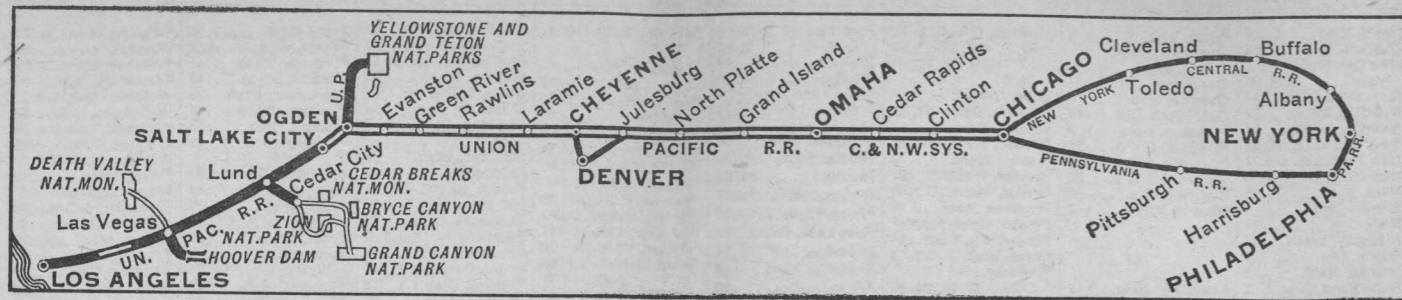
<b>BETWEEN AND</b>	<b>TABLE</b>	<b>BETWEEN AND</b>	<b>TABLE</b>	<b>BETWEEN AND</b>	<b>TABLE</b>
New York City—		St. Louis—		Denver.....	
Los Angeles.....	Page 6	Reno, San Francisco.....	E	Spokane.....	L
San Francisco.....	Page 7	Kansas City	H	West Yellowstone, Victor.....	O
Chicago—		Sun Valley, Boise, Portland, Tacoma, Seattle.....	F	Salt Lake City, Cedar City, Las Vegas, Pasadena, Los Angeles.....	A-D
Omaha.....		Spokane.....	L	Reno, San Francisco.....	B-E
Los Angeles, Pasadena, Las Vegas, Cedar City, Salt Lake City, Ogden, Cheyenne.....	A	West Yellowstone, Victor.....	O	Boise, Portland, Tacoma, Seattle.....	C-U
San Francisco, Reno, Ogden, Cheyenne, West Yellowstone	B	Minneapolis.....		Denver.....	J
Seattle, Tacoma, Portland, Boise, Sun Valley, West Yellowstone.....	C	Los Angeles, Pasadena, Las Vegas, Cedar City, Salt Lake City, Ogden.....	A	West Yellowstone, Victor, Butte	R
Denver, North Platte.....	G	San Francisco, Reno, Ogden.....	B	Spokane.....	T
Spokane.....	K	Denver, Cheyenne, No. Platte.....	G	Sun Valley.....	U-V
West Yellowstone, Victor.....	O	Denver.....	J	Sun Valley—Los Angeles.....	V
St. Louis—		Salt Lake City, Ogden.....	J	Seattle.....	Z
Kansas City, Denver, Ogden, Salt Lake, Cedar City, Las Vegas, Pasadena, Los Angeles.....	D	Cedar City, Las Vegas, Los Angeles, Pasadena.....	D	Tacoma, Portland.....	Z
		Reno, San Francisco.....	E	San Francisco, Los Angeles.....	Y
		Sun Valley, Boise, Portland, Tacoma, Seattle.....	F	Spokane.....	W
				Portland, Yakima.....	W
				San Francisco, Los Angeles.....	X

# INDEX TO UNION PACIFIC STATIONS

Each Time Table is numbered. The numbers opposite the Stations are the numbers of the time tables in which the stations are shown. Stations marked \* are located on Divisions indicated by table numbers, but are not shown in folder tables.

<b>Table No.</b>	<b>Table No.</b>	<b>Table No.</b>	<b>Table No.</b>	<b>Table No.</b>	<b>Table No.</b>
Aberdeen, Idaho.....56	Arlington, Ore. C, W, 20, 74	Baxter, Wyo.....1, 2	Bond, Mont.....36	Buick, Colo.....24	Cedar Rapids, Iowa, 1, 2
Aberdeen, Wash.....21	Armstead, Mont. R, 36	Bayard, Nebr., (See So. Bayard).....42	Bonner Springs, Kans.....24, 52	Bullard, Nebr.....42	Cedar Rapids, Nebr. 46
Aberdeen Jct., Ida.....56	Armstrong, Wash.....76	Beatty, Idaho.....20	Bonneville, Ore.....	Bunker Hill, Kans.....20	Celilo, Ore.....20
Ablene, Kans. E, H, 24	Arnold, Nebr.....43	Becks, Utah.....31	Boone, Ia.....1, 2	Burley, Ida.....60, 62	Centennial, Wyo.....33
Acequia, Ida.....60, 61	Aroya, Colo.....24	Beckwith, Wyo.....20	Borah, Idaho.....20	Burmah, Idaho.....65	Centerville, Utah.....31
Acoma, Nev.....3	Arrow, Idaho.....77	Bell, Calif.....8	Borax, Nev.....3	Burns, Wyo.....1, 2	Central City, Nebr.....
Acton, Wash.....78	Ascalon, Colo.....24	Bellevue, Idaho.....69	Borier, Wyo.....1, 2, 30	Burns, Ore.....70	G, 1, 2, 17, 44
Adams, Ore.....84	Ash, Wash.....74	Belvidere, Idaho.....62	Bosler, Wyo.....1, 2	Burrington, Utah.....4	Central Ferry, Wash. 7, 20, 21
Adelaide, Idaho.....20	Ashby, Wash.....74	Belt, Idaho.....39, 57	Boulder, Ore.....20	Bushnell, Nebr.....1, 2	Centralia, Wash.....Z
Adrian, Ore.....64	Asherville, Kans.....26	Belvidere, Nebr.....53	Boulder City, Nev.....10	Butte, Mont. R, 36	Chafee, Wash.....78
Afton, Calif.....3	Ashton, Idaho	Bend, Ore.....86	Boulter, Utah.....3	Buxton, Mont.....36	Champlin, Utah.....3
Agate, Colo.....24	O, R. 36, 39, 40	Benicia, Calif.....14	Boyd, Nev.....3	Byers, Colo.....24	Chapman, Kans. H, 24
Agnew, Nebr.....44	Aspen, Wyo.....1, 2	Bennett, Colo.....24	Boyer, Colo.....24	Byrne, Idaho.....57	Chapman, Nebr.....
Aiken, Idaho.....56	Assaria, Kans.....27	Bennington, Kans.....26	Bracken, Nev.....3	Byron, Nev.....3	C, G, 1, 2, 17, 45, 46, 48
Aikins, Kans.....52	Athens, Ore.....84	Benton City, Wash. 37	Bradley, Idaho.....79	Cabrarton, Idaho.....67	Cedar Rapids, Iowa, 1, 2
Albany, Wyo.....33	Atkinson, Utah.....32	Benton City, Wash. 37	Brady Island, Nebr.....1, 2, 17	Cache Jct., Utah.....	Cheney, Wash.....
Albin, Wyo.....42	Attalia, Wash. 74, 78	Beowawe, Nev.....14	Brainard, Nebr.....44	Cache Jct., Utah.....	L, W, 74
Albion, Nebr.....48	Atwood, Colo.....17	Berger, Idaho.....60	Bramwell, Idaho.....67	Cairo, Ore.....70	Cherokee, Wyo.....1, 2
Albion, Wash.....76	Auburn, Calif.....14	Berkeley, Calif. B, E, 14	Brant, Calif.....3	Cajon, Calif.....3	Cherry Creek, Utah. 38
Alda, Nebr.....1, 2, 17	Auburn, Colo.....17	Berryman, Wash.....80	Bremen, Kans.....53	Calada, Calif.....3	Chester, Idaho.....39
Alexander, Ida.....20	Auburn, Wash.....20	Beryl, Utah.....3	Bridal Veil, Ore.....20	Caldwell, Idaho.....	Chester, Wash.....79
Alexandria, Nebr.....53	Ault, Colo.....30	Beverly, Kans.....28	Bridgeport, Kans.....27	Caliante, Nev. A, D, R, 3	Chew, Wash.....74
Alfalfa Center, Nebr.....1, 2	Avon, Utah.....12	Bickel, Idaho.....60	Bridger, Wyo.....1, 2	Callaway, Nebr.....43	Cheyenne, Wyo. A, B, C, D, E, F, J, K, O, 1, 2, 3, 14, 20, 30, 42
Alhambra A, D, 3, 7	Axtell, Kans.....53	Big Eddy, Idaho.....67	Brigham City, Utah. 36, 38	Calvin, Wyo.....1, 2	Camas, Idaho.....36
Allice, Ore.....72	Ayer, Wash. K, L, T, W, X, 74, 76, 77	Biggs, Ore.....20	Brighton, Colo.....17, 30	Cambridge, Idaho.....73	Cambridge, Idaho.....73
Alida, Kans.....25	Bach, Idaho.....36	Biggs Jct., Ore.....87	Broadwater, Nebr.....42	Camp, Ore.....20	Camp, Ore.....20
Allendale, Idaho.....68	Badger, Nebr.....54	Big Springs, Idaho. 39	Brockhoff, Nebr.....42	Campbell, Ore.....20	Campbell, Ore.....20
Almota, Wash.....77	Bagdad, Colo.....24	Big Springs, Nebr.....1, 2, 17	Brogan, Ore.....70	Campus, Kans.....24	Canton, Colo.....17
Alpowa, Wash.....77	Bailey, Ore.....20	Birdwood, Neb.....77	Brookville, Kans.....24	Canyon, Wash.....76	Canyon, Wyo.....34
Altair, Kans.....28	Baileyville, Kans.....53	Bishop, Wash.....77	Broughton, Kans.....25	Canyon, Wyo.....34	Canyon, Wyo.....34
Altamont, Wyo.....1, 2	Baileysville, Nebr.....42	Bitter Creek, Wyo. 1, 2	Brown, Nev.....3	Carden, Kans.....52	Canyon, Wyo.....34
Amalgam, Idaho.....60	Baker, Ore. C, F, T, U, 20	Black Buttes, Wyo. 1, 2	Browdale, Kans.....25	Carleton, Nebr.....53	Carden, Kans.....52
American Falls, Ida.....20	Bakersfield, Calif. 15	Blackfoot, Ida. O, R, 36, 56	Browning, Utah.....36	Carlin, Nev.....14	Carneiro, Kans.....24
American Fork, Utah.....4	Balch, Calif.....3	Black Lake, Idaho. 79	Brownson, Nebr. 1, 2	Carneiro, Kans.....24	Carneiro, Kans.....24
Ames, Ia.....1, 2, 17	Balta, Kans.....24	Black Rock, Utah.....3	Bruce, Nebr.....1, 2, 17	Carp, Nev.....3	Carp, Nev.....3
Ames, Nebr.....1, 2, 17	Balzac, Colo.....17	Black Wolf, Kans.....24	Bruun, Ore.....20	Carr, Colo.....30	Carr, Colo.....30
Amherst, Nebr.....43	Bancroft, Idaho.....20	Black Wolf, Kans.....24	Bryant, Wyo.....1, 2	Carroll, Wash.....20	Carroll, Wash.....20
Amsterdam, Ida.....60	Banks, Idaho.....67	Black's Creek, Ida. 20	Bryce Canyon Park, Ut. (See Cedar City, Ut)	Carter, Wyo.....1, 2	Carter, Wyo.....1, 2
Anaheim, Calif. A, D, 3, 9	Bannock, Idaho.....20	Blair, Kans.....53	Bryce Canyon Park, Ut. (See Cedar City, Ut)	Cascade, Idaho.....67	Cascade, Idaho.....67
Anan, Nebr.....53	Barclay, Nev.....3	Bialock, Ore.....20	Buck Creek, Kans. 24	Cascade Locks, Ore.....20	Cascade Locks, Ore.....20
Anderson, Idaho.....36	Barlow, Idaho.....58	Blaser, Idaho.....20	Buckingham, Ida.....71	Casement, Kans.....54	Casement, Kans.....54
Ankeny, Wash.....74	Barnhart, Ore.....20	Bloom, Utah.....3	Bucoda, Wash.....20	Castle, Ore.....20	Castle, Ore.....20
Antelope, Wyo.....1, 2	Barratts, Mont.....36	Blue Canyon, Calif. 14	Buda, Nebr.....1, 2	Castle Rock, Utah. 1, 2	Castle Rock, Utah. 1, 2
Apex, Mont.....36	Barrymore, Idaho. 61	Blue Rapids, Kans. 54	Budge, Idaho.....61	Castle Rock, Wash. 20	Castle Rock, Wash. 20
Apex, Nev.....3	Barstow, Calif. D, R, 3	Bluff, Calif.....3	Buena, Wash.....78	Cataldo, Idaho.....79	Cataldo, Idaho.....79
Appleton, Idaho.....61	Bartello, Calif.....3	Boelus, Nebr.....47	Cedar, Idaho.....60	Cavanaugh, Idaho. 20	Cavanaugh, Idaho. 20
Apple Valley, Ida. 20	Barton, Nebr.....17	Bogue, Kans.....28	Cedar Breaks, Utah (See Cedar City, Ut)	Cayuse, Ore.....20	Cayuse, Ore.....20
Ara, Colo.....42	Basin, Calif.....3	Boise, Ida. C, F, K, T, U.....20, 67	Cedar City, Utah (See Cedar City, Ut)	Cedar, Idaho.....60	Cedar, Idaho.....60
Arapahoe, Colo.....24	Baskin, Utah.....1, 2	Boise, Ida. C, F, K, T, U.....20, 67	Cedar City, Utah (See Cedar City, Ut)	Cedar Breaks, Utah (See Cedar City, Ut)	Cedar Breaks, Utah (See Cedar City, Ut)
Arcadia, Ore.....20	Battle Mtn., Nev.....14	Boise, Ida. C, F, K, T, U.....20, 67	Cedar Point, Colo. 24	Cedar City, Utah (See Cedar City, Ut)	Cedar City, Utah (See Cedar City, Ut)
Archer, Wyo.....1, 2	Bavaria, Kans.....24	Boise, Ida. C, F, K, T, U.....20, 67		Cedar City, Utah (See Cedar City, Ut)	Cedar City, Utah (See Cedar City, Ut)
Arco, Idaho.....56				Cedar City, Utah (See Cedar City, Ut)	Cedar City, Utah (See Cedar City, Ut)
Arcola, Kans.....24				Cedar City, Utah (See Cedar City, Ut)	Cedar City, Utah (See Cedar City, Ut)
Arden, Nev.....3				Cedar City, Utah (See Cedar City, Ut)	Cedar City, Utah (See Cedar City, Ut)
Arena, Colo.....24				Cedar City, Utah (See Cedar City, Ut)	Cedar City, Utah (See Cedar City, Ut)
Armo, Idaho.....36				Cedar City, Utah (See Cedar City, Ut)	Cedar City, Utah (See Cedar City, Ut)
Arling, Idaho.....67				Cedar City, Utah (See Cedar City, Ut)	Cedar City, Utah (See Cedar City, Ut)

Main table listing various locations and their corresponding table numbers across multiple columns.



### COAST-TO-COAST THROUGH SLEEPING CAR SERVICE

Between New York City and Los Angeles

The General No. 49 Los Angeles Limited No. 1 Daily—Example		New York and Los Angeles via <b>Pennsylvania Railroad and Overland Route</b> No Extra Fare		Los Angeles Limited No. 2 Pennsylvania Limited No. 2 Daily—Example		Advance Commodore Vanderbilt No. 65 Los Angeles Limited No. 1 Daily—Example		New York and Los Angeles via <b>New York Central and Overland Route</b> No Extra Fare		Los Angeles Limited No. 2 Lake Shore Limited No. 22 Daily—Example	
4.00	FRI	Lv New York (E. S. T.)	Ar	11.25	MON	3.00	FRI	Lv New York (E.S.T.)	Ar	12.30	MON
5.20	FRI	Lv N. Philadelphia (E.S.T.)	Ar	9.53	"	7.05	SAT	Ar Chicago (C.S.T.)	Lv	6.30	SUN
11.53	FRI	Lv Pittsburgh (E.S.T.)	Ar	3.30	MON			C. & N. W.			
7.00	SAT	Ar Chicago (C. S. T.)	Lv	6.00	SUN			Union Pacific			
12.01	SAT	Lv Chicago (C.S.T.)	Ar	2.00	SUN	12.01	SAT	Lv Chicago (C.S.T.)	Ar	2.00	SUN
3.57	"	" Cedar Rapids	Lv	9.25	"	3.57	"	" Cedar Rapids	Lv	9.25	"
6.25	"	" Boone	"	7.15	"	6.25	"	" Boone	"	7.15	"
9.00	SAT	Ar Omaha	Lv	4.30	SUN	9.00	SAT	Ar Omaha	Lv	4.30	SUN
9.25	SAT	Lv Omaha	Ar	3.50	SUN	9.25	SAT	Lv Omaha	Ar	3.50	SUN
12.05	SUN	" Grand Island	Lv	1.15	SUN	12.05	SUN	" Grand Island	Lv	1.15	SUN
2.20	"	Ar N. Platte (C.S.T.)	Lv	11.00	SAT	2.20	"	Ar N. Platte (C.S.T.)	Lv	11.00	SAT
1.30	"	Lv N. Platte (M.S.T.)	Ar	9.45	"	1.30	"	Lv N. Platte (M.S.T.)	Ar	9.45	"
3.50	"	" Sidney	Lv	7.55	"	3.50	"	" Sidney	Lv	7.55	"
6.00	"	Ar Cheyenne	Lv	6.15	"	6.00	"	Ar Cheyenne	Lv	6.15	"
6.10	"	Lv Cheyenne	Ar	6.00	"	6.10	"	Lv Cheyenne	Ar	6.00	"
7.40	"	" Laramie	Lv	4.40	"	7.40	"	" Laramie	Lv	4.40	"
9.55	"	" Rawlins	"	2.05	"	9.55	"	" Rawlins	"	2.05	"
12.50	"	" Green River	"	11.20	"	12.50	"	" Green River	"	11.20	"
5.00	"	" Ogden	"	7.30	"	5.00	"	" Ogden	"	7.30	"
6.00	"	" Salt Lake City	"	6.20	"	6.00	"	" Salt Lake City	"	6.20	"
9.55	SUN	" Milford (M.S.T.)	"	2.25	SAT	9.55	SUN	" Milford (M.S.T.)	"	2.25	SAT
2.45	MON	Lv Las Vegas (P.S.T.)	Ar	7.45	FRI	2.45	MON	Lv Las Vegas (P.S.T.)	Ar	7.45	FRI
8.30	"	Ar San Bernardino	"	1.50	"	8.30	"	Ar San Bernardino	"	1.50	"
9.00	"	" Riverside	"	1.25	"	9.00	"	" Riverside	"	1.25	"
10.10	"	" East Los Angeles	"	12.20	"	10.10	"	" East Los Angeles	"	12.20	"
10.40	MON	Ar Los Angeles	Lv	12.01	FRI	10.40	MON	Ar Los Angeles	Lv	12.01	FRI
10.35	MON	Ar Alhambra	"	11.35	FRI	10.35	MON	Ar Alhambra	"	11.35	FRI
10.50	"	Ar Pasadena	"	11.20	"	10.50	"	Ar Pasadena	"	11.20	"
11.15	"	Ar Glendale (City)	"	10.55	"	11.15	"	Ar Glendale (City)	"	10.55	"
11.20	"	Ar Anaheim	"	10.50	"	11.20	"	Ar Anaheim	"	10.50	"
11.05	"	Ar Long Beach	"	10.55	"	11.05	"	Ar Long Beach	"	10.55	"
11.30	MON	Ar San Pedro (P.S.T.)	Lv	10.20	FRI	11.30	MON	Ar San Pedro (P.S.T.)	Lv	10.20	FRI

#### Coast-to-Coast Equipment

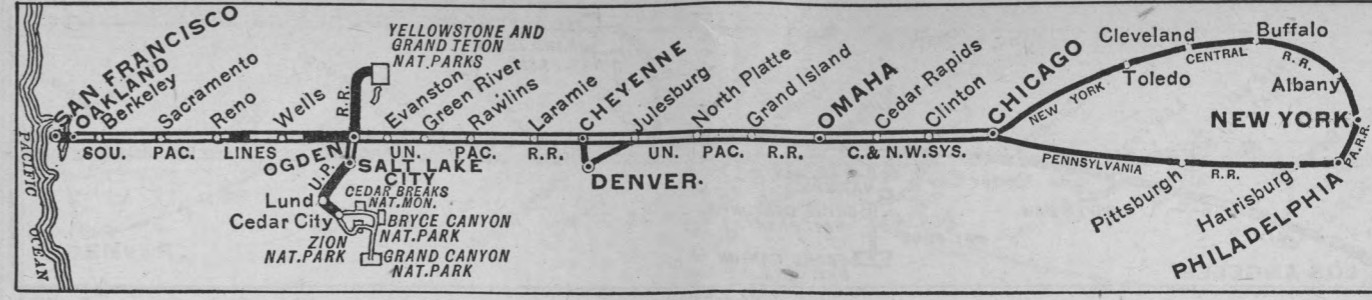
Nos. 49-1 and 2-2

Standard Sleeping Cars. New York City to Los Angeles—  
10 Roomettes, 6 Double Bedrooms.  
Los Angeles to New York City—  
10 Roomettes, 6 Double Bedrooms.

Nos. 65-1 and 2-2

Standard Sleeping Cars. New York City to Los Angeles—  
10 Roomettes, 6 Double Bedrooms.  
Los Angeles to New York City—  
10 Roomettes, 6 Double Bedrooms.

♦ Motor bus connections with main line trains at East Los Angeles. See tables 7, 8 and 9 for complete information on bus schedules to and from East Los Angeles.



### COAST-TO-COAST THROUGH SLEEPING CAR SERVICE

Between New York City and San Francisco

Lake Shore Limited No. 19 San Francisco Overland No. 27 Alternate Days See Note 1		New York and San Francisco via <b>New York Central and Overland Route</b> No Extra Fare		San Francisco Overland No. 28 Lake Shore Limited No. 22 Alternate Days See Note 2		Pennsylvania Limited No. 1 San Francisco Overland No. 27 Alternate Days See Note 3		New York and San Francisco via <b>Pennsylvania Railroad and Overland Route</b> No Extra Fare		San Francisco Overland No. 28 The Admiral No. 70 Alternate Days See Note 4	
5.30	FRI	Lv New York (E.S.T.)	Ar	12.30	MON	5.45	FRI	Lv New York (E.S.T.)	Ar	10.45	MON
11.15	SAT	Ar Chicago (C.S.T.)	Lv	6.30	SUN	7.14	FRI	Lv N. Philadelphia (E.S.T.)	Ar	9.19	"
		C. & N. W.				2.05	SAT	Ar Pittsburgh (E.S.T.)	Ar	2.13	MON
3.30	SAT	Lv Chicago (C.S.T.)	Ar	12.30	SUN	9.30	SAT	Ar Chicago (C.S.T.)	Lv	4.30	SUN
7.30	SAT	" Cedar Rapids	Lv	8.13	"			C. & N. W.			
10.00	SAT	" Boone	"	6.05	"	3.30	SAT	Lv Chicago (C.S.T.)	Ar	12.30	SUN
12.40	SUN	Ar Omaha	Lv	3.15	SUN	7.30	"	" Cedar Rapids	Lv	8.13	"
		Union Pacific				10.00	"	" Boone	"	6.05	"
12.55	SUN	Lv Omaha	Ar	2.50	SUN	12.40	SUN	Ar Omaha	Lv	3.15	SUN
3.32	"	" Grand Island	Lv	12.15	SUN			Union Pacific			
6.10	"	Ar N. Platte (C. S. T.)	Lv	9.50	SAT	12.55	SUN	Lv Omaha	Ar	2.50	SUN
5.20	"	Lv N. Platte (M. S. T.)	Ar	8.20	"	3.32	"	" Grand Island	Lv	12.15	SUN
7.40	"	" Sidney	Lv	6.30	"	6.10	"	Ar N. Platte (C. S. T.)	Lv	9.50	SAT
9.50	"	Ar Cheyenne	Lv	4.50	"	5.20	"	Lv N. Platte (M. S. T.)	Ar	8.20	"
10.00	"	Lv Cheyenne	Ar	4.35	"	7.40	"	" Sidney	Lv	6.30	"
11.30	"	" Laramie	Lv	3.15	"	9.50	"	Ar Cheyenne	Lv	4.50	"
1.45	"	" Rawlins	"	12.55	"	10.00	"	Lv Cheyenne	Ar	4.35	"
4.40	"	" Green River	"	10.15	"	11.30	"	" Laramie	Lv	3.15	"
8.33	SUN	Ar Ogden (M. S. T.)	Lv	6.25	SAT	1.45	"	" Rawlins	"	12.55	"
		Southern Pacific				4.40	"	" Green River	"	10.15	"
9.00	SUN	Lv Ogden (M.S.T.)	Ar	5.55	SAT	8.33	SUN	Ar Ogden (M. S. T.)	Lv	6.25	SAT
6.41	MON	" Reno (P.S.T.)	Lv	6.09	FRI			Southern Pacific			
7.37	"	" Truckee	"	5.02	"	9.00	SUN	Lv Ogden (M.S.T.)	Ar	5.55	SAT
11.35	"	Ar Sacramento	"	1.10	"	6.41	MON	" Reno (P.S.T.)	Lv	6.09	FRI
11.40	"	Lv Sacramento	"	1.05	"	7.37	"	" Truckee	"	5.02	"
1.25	"	Ar Berkeley	"	11.16	"	11.35	"	Ar Sacramento	"	1.10	"
1.35	"	" Oakland (16th St.)	"	11.08	"	11.40	"	Lv Sacramento	"	1.05	"
1.45	"	" Oakland Pier	"	11.00	"	1.25	"	Ar Berkeley	"	11.16	"
2.20	MON	Ar San Francisco (P.S.T.)	Lv	10.30	FRI	1.35	"	" Oakland (16th St.)	"	11.08	"
						1.45	"	" Oakland Pier	"	11.00	"
						2.20	MON	Ar San Francisco (P.S.T.)	Lv	10.30	FRI

**NOTE 1: From New York — Westbound**  
—ODD DAYS: May, Aug., Nov., Dec.  
—EVEN DAYS: June, July, Sept., Oct.

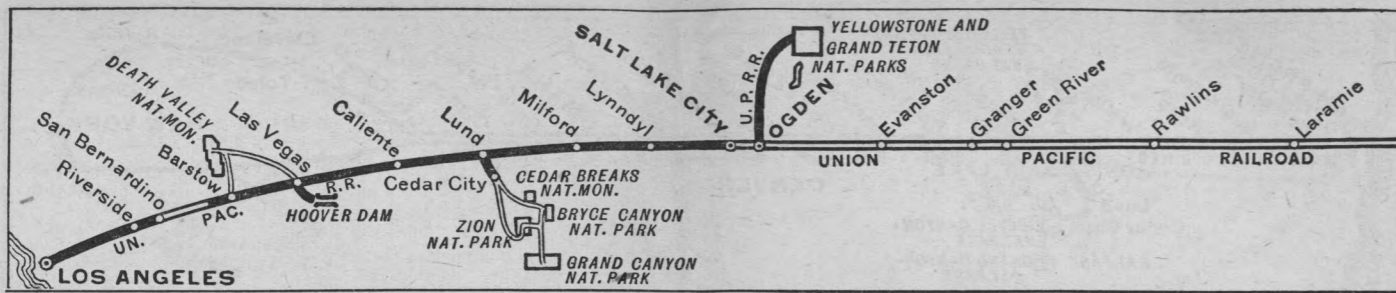
**NOTE 2: From San Francisco — Eastbound**  
—EVEN DAYS: May, Aug., Nov., Dec.  
—ODD DAYS: June, July, Sept., Oct.

**NOTE 3: From New York — Westbound**  
—EVEN DAYS: May, Aug., Nov., Dec.  
—ODD DAYS: June, July, Sept., Oct.

**NOTE 4: From San Francisco — Eastbound**  
—ODD DAYS: May, Aug., Nov., Dec.  
—EVEN DAYS: June, July, Sept., Oct.

Nos. 19-27 and 28-22  
Standard Sleeping Car. New York City to San Francisco—  
10 Roomettes, 6 Double Bedrooms.  
San Francisco to New York City—  
10 Roomettes, 6 Double Bedrooms.

Coast-to-Coast Equipment  
Nos. 1-27 and 28-70  
Standard Sleeping Car. New York City to San Francisco—  
10 Roomettes, 6 Double Bedrooms.  
San Francisco to New York City—  
10 Roomettes, 6 Double Bedrooms.



**NEW YORK, CHICAGO and MINNEAPOLIS to LOS ANGELES via Omaha and Salt Lake City**

Table A Condensed Schedules All Trains Daily		Streamliner City of Los Angeles 103 Daily Example	Los Angeles Limited 1 Daily Example	Idahoan City of St. Louis 11-9 Daily Example	Gold Coast -Pony Express 23-37 Daily Example
Lv New York (EST) N.Y.C.	Ar Chicago (C.S.T.)	3.00 FR	7.05 SA		
Lv New York (EST) Penn. RR	Lv N. Philadelphia (E.S.T.)	4.00 FR	5.20 FR		
Ar Chicago (C.S.T.)		7.00 SA			
Lv Chicago (CST) C. & N.W.	Ar Omaha	6.15 SU	12.01 SA		8.00 SU
		2.00 MO	9.00 SA		7.50 MO
Lv Minneapolis C. & N.W.	Ar St. Paul		11.40 SA	11.40 SU	9.25 SU
Ar Sioux City	Ar Omaha		12.10 " "	12.10 " "	10.10 SU
			6.10 " "	6.10 " "	5.00 MO
			8.40 " "	8.40 " "	7.45 MO
Lv Omaha (C.S.T.) Un. Pac.	Ar Fremont	2.10 MO	9.25 SA	9.30 SU	8.20 MO
Ar Columbus	Ar Grand Island		10.30 " "	10.30 " "	9.16 " "
Ar Kearney	Ar North Platte (C.S.T.)	4.10 " "	12.05 SU	1.00 MO	11.30 " "
Ar North Platte (M.S.T.)	Ar Sidney	5.00 " "	1.20 " "	3.35 " "	1.25 " "
Ar Cheyenne	Ar Laramie	6.43 " "	3.50 " "	6.00 " "	3.55 " "
Ar Cheyenne	Ar Rawlins	8.25 " "	6.00 " "	8.40 " "	6.10 " "
Ar Cheyenne	Ar Rock Springs	8.35 " "	6.10 " "	9.00 " "	6.20 " "
Ar Laramie	Ar Green River	9.55 " "	7.40 " "	10.30 " "	7.50 " "
Ar Rawlins	Ar Evanston	11.40 " "	9.55 " "	12.48 " "	10.35 MO
Ar Rock Springs	Ar Ogden		2.58 " "	1.10 TU	1.10 TU
Ar Green River	Ar Ogden	2.00 " "	12.50 " "	4.05 " "	1.55 " "
Ar Evanston	Ar Salt Lake City	3.40 " "	2.51 " "	6.09 " "	4.18 " "
Ar Ogden		5.15 " "	4.40 " "	7.55 " "	6.15 " "
Lv Ogden		5.25 " "	5.00 " "	8.25 " "	7.00 " "
Ar Salt Lake City		6.10 " "	5.50 " "	9.20 " "	8.00 " "
Lv Salt Lake City		6.20 " "	6.00 " "	10.10 MO	9.20 " "
Lv Milford		9.30 MO	9.55 SU	1.55 TU	2.35 " "
Ar Cedar City				2.40 TU	3.15 TU
Lv Cedar City				3.45 TU	4.20 TU
Lv Lund (M.S.T.)				4.35 TU	5.10 TU
Lv Callente (P.S.T.)				5.10 TU	5.85 TU
Ar Las Vegas		1.25 TU	2.45 MO	7.10 " "	8.15 TU
Ar San Bernardino		6.20 " "	8.30 " "	12.55 " "	3.00 WE
Ar Riverside		9.00 " "	1.25 " "	3.40 " "	4.45 TU
Ar East Los Angeles		7.40 " "	10.10 " "	2.30 " "	5.25 " "
Ar Los Angeles (P.S.T.)		8.00 TU	10.40 MO	3.00 TU	6.00 WE
Ar Alhambra		8.05 TU	10.35 MO	2.55 TU	5.50 WE
Ar Pasadena		8.20 TU	10.50 MO	3.10 TU	6.05 WE
Ar Glendale (City)		8.40 TU	11.15 MO	3.30 TU	6.25 WE
Ar Anaheim		8.50 TU	11.20 MO	3.40 TU	6.35 WE
Ar Long Beach		8.35 TU	11.05 MO	3.25 TU	6.20 WE
Ar San Pedro (P.S.T.)		9.05 TU	11.30 MO	3.50 TU	6.45 WE

**Equipment for Page 8**  
 ★ NO. 103—Streamliner CITY OF LOS ANGELES—DAILY—Extra Fare  
 Cars from Chicago run via C. & N. W. east of Omaha.  
 Club Lounge Car ⊗ . . . . . Chicago to Los Angeles—(Radio, bath).  
 Observation-Lounge ⊙ . . . . . Chicago to Los Angeles.  
 Standard Sleeping Cars . . . . . Chicago to Los Angeles—Drawing-rooms, Compartments, Bedrooms, Roomettes, Sections.  
 Reclining Seat . . . . . Chicago to Los Angeles—(all seats reserved).  
 Leg Rest Coaches . . . . . Chicago to Los Angeles—For coach passengers.  
 Cafe Lounge Car . . . . . Chicago to Los Angeles—For coach passengers.  
 Dining Car . . . . . A la carte and club or table d'hote service.

★ NO. 1—LOS ANGELES LIMITED—DAILY—No Extra Fare  
 Cars from Chicago and Minneapolis-St. Paul run via C. & N. W. to Omaha; thence U. P.  
 Club Lounge Car ⊗ . . . . . Chicago to Los Angeles—(Radio-Bath).  
 Standard Sleeping Cars . . . . . New York to Los Angeles—10 Roomettes, 6 Double Bedrooms (N.Y.C. No. 65 to Chicago).  
 New York to Los Angeles—10 Roomettes, 6 Double Bedrooms (P.R.R. No. 49 to Chicago).  
 Chicago to Los Angeles—2 D.R., 4 Compts., 4 Dbl. Bdrm.  
 Chicago to Los Angeles—12 Roomettes, 4 Dbl. Bdrm.  
 Chicago to Los Angeles—14 Sections.  
 Chicago to Los Angeles—14 Sec. (Summer Season only.)  
 Minneapolis-St. Paul to Los Angeles—6 Sections, 6 Roomettes, 4 Dbl. Bedrooms (203-10-203 to Omaha).  
 Reclining Seat Coaches . . . . . Chicago to Los Angeles (2 cars—all seats reserved).  
 Coach Lounge Car . . . . . Chicago to Los Angeles (coach seats reserved).  
 Dining Car . . . . . A la carte and club or table d'hote service.

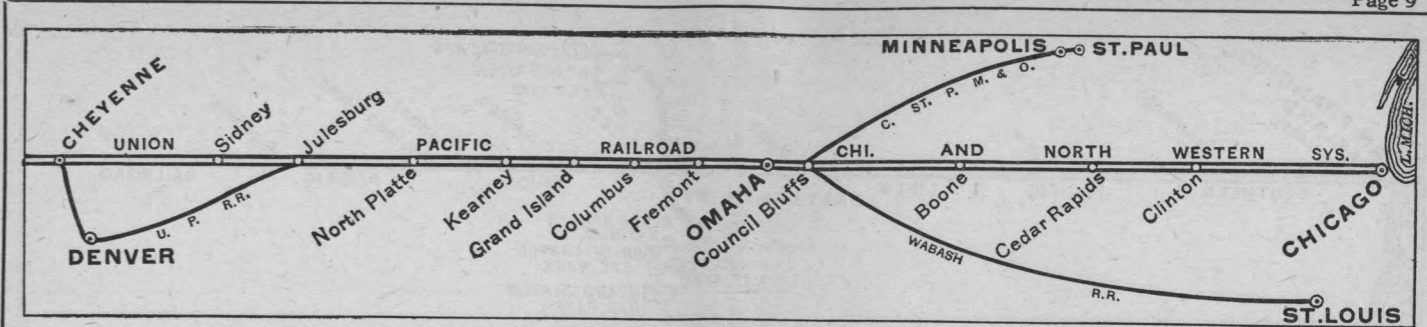
★ NO. 11-9—IDAHOAN—CITY OF ST. LOUIS—DAILY  
 Club Lounge Car ⊗ . . . . . North Platte to Los Angeles.  
 Standard Sleeping Cars . . . . . Omaha to Los Angeles—6 Sec., 6 Rmte., 4 D Bdrms.  
 Green River to Los Angeles—12 Roomettes, 4 Double Bedrooms (No. 9 from St. Louis).  
 Salt Lake City to Cedar City—8 Sections, D.R., 2 Compts. (No. 309 beyond Milford (Summer Season only).  
 Cedar City to Los Angeles—10 Sec., D.R., 2 Compts. (No. 310 to Milford (Summer Season only).  
 Coach Sleeping Car . . . . . Omaha to Gering and South Torrington—6 Sections (No. 93 beyond North Platte). From Omaha on Mondays, Wednesdays and Fridays only.  
 Reclining Seat Coaches . . . . . Omaha to Los Angeles (not reserved).  
 Dining Car . . . . . North Platte to Los Angeles—a la carte and club or table d'hote service.

★ NO. 23-37—GOLD COAST—PONY EXPRESS—DAILY  
 23 to Ogden; 37 to Los Angeles. Cars from Chicago run via C.&N.W. east of Omaha.  
 Club Lounge Service ⊗ . . . . . Chicago to Los Angeles.  
 Standard Sleeping Cars . . . . . Chicago to Los Angeles—10 Sec., 3 Dbl. Bedrooms.  
 Chicago to Los Angeles—14 Sections.  
 Salt Lake City to Los Angeles—10 Roomette, 6 Double Bedrooms. (No. 30 from Butte).  
 Sun Valley to Los Angeles—10 Roomettes, 6 Double Bedrooms (56-12-32 to Salt Lake City). (Winter Season only).  
 Las Vegas to Los Angeles—8 Sec., D.R., 3 Dbl. Bdrms.  
 Chicago to Los Angeles.  
 Ogden to Los Angeles (No. 37 from Kansas City).  
 Dining Car . . . . . A la carte and club or table d'hote service. (Breakfast not served into Los Angeles).

**Footnotes for Page 8**

⊗ Club lounge cars are for the exclusive use of standard sleeping car passengers.  
 The City of Los Angeles and Los Angeles Limited have lounge cars for coach passengers.  
 ⊙ Conditional stop; see Tables 1 or 3. \* Motor Bus between Lund and Cedar City.  
 † Motor bus connections at East Los Angeles. See tables 7, 8 and 9 for complete information on bus schedules to and from East Los Angeles.  
 ● Extra fare train; limited handling of baggage, consult agent. See tables 1 and 2.

★ Regularly assigned through cars air-conditioned. (f) Stops only on signal.  
 (E.S.T.) Eastern standard time. (C.S.T.) Central standard time.  
 (M.S.T.) Mountain standard time. (P.S.T.) Pacific standard time.  
 Time from 12.01 midnight to 12.00 noon shown in light face type.  
 Time from 12.01 noon to 12.00 midnight shown in heavy face type.



**LOS ANGELES to CHICAGO, NEW YORK and MINNEAPOLIS via Salt Lake City and Omaha**

Table A Condensed Schedules All Trains Daily		Streamliner City of Los Angeles 104 Daily Example	Los Angeles Limited 2 Daily Example	City of St. Louis Idahoan 10-12 Daily Example	Pony Express-Gold Coast 38-24 Daily Example
Lv San Pedro (P.S.T.)	Lv Long Beach	2.15 SU	10.20 FR	8.50 SU	5.50 SU
		2.50 SU	10.55 FR	9.25 SU	6.25 SU
Lv Anaheim		2.45 SU	10.50 FR	9.20 SU	6.20 SU
Lv Glendale (City)	Lv Pasadena	2.40 SU	10.55 FR	9.25 SU	6.25 SU
Lv Alhambra		3.10 SU	11.20 FR	9.50 SU	6.50 SU
		3.25 SU	11.35 FR	10.05 SU	7.05 SU
Lv Los Angeles (P.S.T.)	Ar East Los Angeles	4.00 SU	12.01 FR	10.30 SU	7.30 SU
Ar East Los Angeles	Ar Riverside	4.20 SU	12.20 " "	10.50 " "	7.50 SU
Ar Riverside	Ar San Bernardino	5.20 SU	1.25 " "	11.55 " "	9.15 SU
Ar San Bernardino	Ar Las Vegas	5.38 SU	1.50 " "	12.20 " "	9.55 SU
Lv Las Vegas	Lv Callente (P.S.T.)	10.55 SU	7.45 FR	6.30 SU	5.40 MO
Ar Lund (M.S.T.)				9.10 SU	8.40 " "
				12.10 MO	11.50 MO
Ar Cedar City				4.35 MO	12.55 MO
Lv Cedar City				10.45 SU	10.20 MO
Lv Lund				12.10 MO	11.50 MO
Lv Milford				12.55 " "	12.40 " "
Ar Salt Lake City				6.10 " "	5.15 " "
Lv Salt Lake City				6.20 " "	5.45 " "
Ar Ogden				7.10 " "	6.40 " "
Ar Ogden				8.45 " "	7.15 " "
Ar Evanston				10.14 " "	9.30 MO
Ar Green River				9.19 " "	8.29 " "
Ar Rock Springs				11.20 " "	12.15 TU
Ar Rawlins				11.22 " "	12.40 TU
Ar Laramie				2.20 " "	3.25 " "
Ar Cheyenne				4.10 " "	6.35 " "
Lv Cheyenne				5.20 " "	4.25 " "
Lv Sidney				6.00 " "	8.15 " "
Ar North Platte (M.S.T.)				6.50 " "	8.30 " "
Lv North Platte (C.S.T.)				8.33 " "	10.20 " "
Ar Kearney				9.38 " "	11.00 MO
Ar Grand Island				12.45 TU	1.40 " "
Ar Columbus				2.39 " "	3.40 " "
Ar Fremont				1.15 " "	4.45 " "
Ar Omaha				3.50 SU	5.52 " "
				7.00 TU	6.49 " "
Lv Omaha C. & N. W.				4.30 SU	8.30 TU
Ar Chicago (C.S.T.)				2.00 SU	8.15 WE
Lv Chicago (CT) Penn. RR				6.00 SU	
Ar N. Phila., Pa. (E.S.T.)				9.53 MO	
Ar New York (E.S.T.)				11.25 MO	
Lv Chicago (CST) N.Y.C.				6.30 SU	
Ar New York (E.S.T.)				12.30 MO	
Lv Omaha C. & N. W.				9.25 SU	10.25 TU
Ar Sioux City				11.50 SU	1.05 WE
Ar St. Paul				6.15 SU	7.45 " "
Ar Minneapolis (C.S.T.)				6.50 SU	8.20 WE

**Equipment for Page 9**  
 ★ NO. 104—Streamliner CITY OF LOS ANGELES—Daily—Extra Fare  
 Cars to Chicago run via C. & N. W. east of Omaha.  
 Club Lounge Car ⊗ . . . . . Los Angeles to Chicago—(Radio, bath).  
 Observation-Lounge ⊙ . . . . . Los Angeles—Chicago.  
 Standard Sleeping Cars . . . . . Los Angeles to Chicago—Drawing-rooms, Compartments, Bedrooms, Roomettes, Sections.  
 Reclining Seat . . . . . Los Angeles to Chicago—(all seats reserved).  
 Leg Rest Coaches . . . . . Los Angeles to Chicago—For coach passengers.  
 Cafe Lounge Car . . . . . Los Angeles to Chicago—For coach passengers.  
 Dining Car . . . . . A la carte and club or table d'hote service.

★ NO. 2—LOS ANGELES LIMITED—DAILY—No Extra Fare  
 Cars to Chicago and St. Paul-Minneapolis run via C. & N. W. east of Omaha.  
 Club Lounge Car ⊗ . . . . . Los Angeles to Chicago—(Radio-Bath).  
 Standard Sleeping Cars . . . . . Los Angeles to New York—10 Roomettes, 6 Double Bedrooms (N.Y.C. No. 22 east of Chicago).  
 Los Angeles to New York—10 Roomettes, 6 Double Bedrooms (P.R.R. No. 2 east of Chicago).  
 Los Angeles to Chicago—2 Drawing-rooms, 4 Compartments, 4 Double Bedrooms.  
 Los Angeles to Chicago—12 Roomettes, 4 Dbl. Bdrm.  
 Los Angeles to Chicago—14 Sections.  
 Los Angeles to Chicago—14 Sec. (Summer Season only).  
 Los Angeles to St. Paul-Minneapolis—6 Secs., 6 Roomettes, 4 Double Bedrooms (204-9-204 east of Omaha).  
 Reclining Seat Coaches . . . . . Los Angeles to Chicago (2 cars—all seats reserved).  
 Coach Lounge Car . . . . . Los Angeles to Chicago (coach seats reserved).  
 Dining Car . . . . . A la carte and club or table d'hote service.

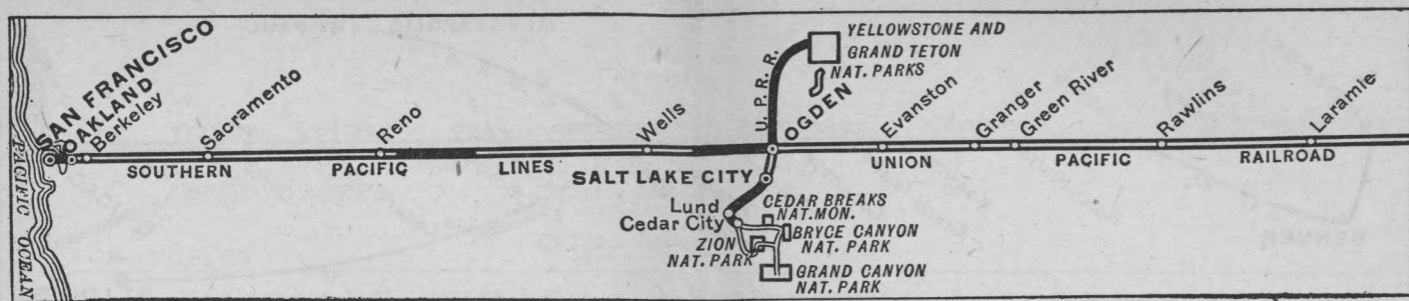
★ NO. 10-12—CITY OF ST. LOUIS—IDAHOAN  
 Club Lounge Car ⊗ . . . . . Los Angeles to North Platte.  
 Standard Sleeping Cars . . . . . Los Angeles to Omaha—6 Sec., 6 Rmte., 4 D. Bdrms.  
 Los Angeles to Green River—12 Roomettes, 4 Double Bedrooms (No. 10 to St. Louis).  
 Los Angeles to Cedar City—10 Sec., D.R., Compts. (No. 309 beyond Milford (Summer Season only).  
 Cedar City to Salt Lake City—8 Sections, D.R., Compts. (No. 310 to Milford; Summer Season only).  
 Coach Sleeping Car . . . . . South Torrington and Gering to Omaha—6 Sections (No. 94 to North Platte). From South Torrington and Gering on Tuesdays, Thursdays and Saturdays only.  
 Reclining Seat Coaches . . . . . Los Angeles to Omaha (not reserved).  
 Dining Car . . . . . Los Angeles to North Platte—a la carte and club or table d'hote service.

★ NO. 33-24—PONY EXPRESS—GOLD COAST—DAILY  
 38 to Ogden; 24 to Chicago. Cars to Chicago run via C. & N. W. east of Omaha.  
 Club Lounge Service ⊗ . . . . . Los Angeles to Chicago.  
 Standard Sleeping Cars . . . . . Los Angeles to Chicago—10 Sec., 3 Dbl. Bedrooms.  
 Los Angeles to Chicago—14 Sections.  
 Los Angeles to Salt Lake City—10 Roomette, 6 Double Bedrooms (No. 29 to Butte).  
 Los Angeles to Sun Valley—10 Roomettes, 6 Double Bedrooms. (Nos. 29-25-55 north of Salt Lake City) (Winter Season only).  
 Los Angeles to Las Vegas—8 Sec., D.R., 3 Dbl. Bdrms.  
 Los Angeles to Chicago.  
 Los Angeles to Ogden (No. 38 for Kansas City).  
 Dining Car . . . . . A la carte and club or table d'hote service. (Dinner not served leaving Los Angeles).

**Footnotes for Page 9**

⊗ Club lounge cars are for the exclusive use of standard sleeping car passengers.  
 The City of Los Angeles and Los Angeles Limited have lounge cars for coach passengers.  
 ⊙ Conditional stop; see Tables 1 or 3. \* Motor Bus between Lund and Cedar City.  
 † Motor bus connections at East Los Angeles. See tables 7, 8 and 9 for complete information on bus schedules to and from East Los Angeles.  
 ● Extra fare train; limited handling of baggage, consult agent. See tables 1 and 2.

★ Regularly assigned through cars air-conditioned. (f) Stops only on signal.  
 (E.S.T.) Eastern standard time. (C.S.T.) Central standard time.  
 (M.S.T.) Mountain standard time. (P.S.T.) Pacific standard time.  
 Time from 12.01 midnight to 12.00 noon shown in light face type.  
 Time from 12.01 noon to 12.00 midnight shown in heavy face type.



**NEW YORK and CHICAGO to SAN FRANCISCO via Omaha**

Table B Condensed Schedules All Trains Daily	Streamliner City of San Francisco 101 Daily Example	San Francisco Overland 27 Daily Example	Gold Coast 23 Daily Example
Lv New York (E.S.T.) N.Y.C.		5.30 FRI	
Ar Chicago (C.S.T.)		11.15 SAT	
Lv New York (EST) Penn.R.R.		5.45 FRI	
Lv N. Phila., Pa. (E.S.T.)		7.14 FRI	
Ar Chicago (C.S.T.)		9.30 SAT	
<b>C. &amp; N. W.</b>			
Lv Chicago (C.S.T.)	6.00 SUN	3.30 SAT	8.00 SUN
Lv Clinton	8.14 " "	5.55 " "	11.05 SUN
Lv Cedar Rapids	9.25 SUN	7.30 SAT	12.45 MON
Ar Council Bluffs		12.25 SUN	7.28 " "
Ar Omaha	1.45 MON	12.40 SUN	7.50 MON
<b>C. &amp; N. W.</b>			
Lv Minneapolis		203-10-203	201-2-201
Lv St. Paul		11.40 SAT	9.25 SUN
Lv Sioux City		12.10 " "	10.10 SUN
Ar Omaha		6.10 " "	5.00 MON
		8.40 SAT	7.45 MON
<b>Union Pacific</b>			
Lv Omaha (C.S.T.)	1.55 MON	12.55 SUN	8.20 MON
" Fremont	" "	" "	9.16 " "
" Columbus	" "	" "	10.12 " "
" Grand Island	3.55 " "	3.32 " "	11.30 " "
" Kearney	" "	" "	12.18 " "
Ar North Platte (C.S.T.)	5.40 " "	6.10 " "	2.15 " "
Lv North Platte (M.S.T.)	4.45 " "	5.20 " "	1.25 " "
" Sidney	6.28 " "	7.40 " "	3.55 " "
" Cheyenne	8.10 " "	9.50 " "	6.10 " "
Lv Cheyenne	8.20 " "	10.00 " "	6.20 " "
" Laramie	9.40 " "	11.30 " "	7.50 " "
" Rawlins	11.30 " "	1.45 " "	10.35 MON
" Rock Springs	" "	" "	1.10 TUE
Ar Green River	1.40 " "	4.20 " "	1.35 " "
Lv Green River	1.50 " "	4.40 " "	1.55 " "
" Evanston	3.30 " "	6.47 " "	4.18 " "
Ar Ogden (M.S.T.)	5.05 MON	8.33 SUN	6.15 TUE
Lv Salt Lake City (M.S.T.)		8.00 SUN	6.20 TUE
<b>Southern Pacific</b>			
Lv Ogden (M.S.T.)	5.22 MON	9.00 SUN	8.00 TUE
" Reno (P.S.T.)	1.22 TUE	6.41 MON	10.40 " "
" Truckee	" "	7.37 " "	11.45 TUE
Ar Sacramento	5.46 " "	11.35 " "	4.15 WED
Lv Sacramento	5.53 " "	11.40 " "	4.35 " "
Ar Berkeley	7.23 " "	1.25 " "	6.38 " "
" Oakland (16th St.)	7.32 " "	1.35 " "	6.49 " "
" Oakland Pier	7.40 " "	1.45 " "	7.00 " "
Ar San Francisco (P.S.T.)	8.15 TUE	2.20 MON	7.35 WED

**Equipment for Page 10**

★ **NO. 101—Streamliner CITY OF SAN FRANCISCO—Daily—Extra Fare**  
Cars from Chicago run via C. & N. W. to Omaha; U. P. to Ogden; S. P. to San Francisco.  
Club Lounge Car @..... Chicago to San Francisco (Radio).  
Standard Sleeping Cars... Chicago to San Francisco—Drawing-rooms, Compts., Double Bedrooms, Duplex Single Bedrooms, Roomettes, Sections.  
☞ The Duplex Single Bedroom cars do not operate every trip. Consult Ticket Agent for particulars.  
Reclining Seat Coaches... Chicago to San Francisco—(all seats reserved).  
Cafe Lounge Car..... Chicago to San Francisco—Moderately priced meals and lounge for coach passengers.  
Dining Car..... A la carte and club or table d'hote service.

★ **NO. 27—SAN FRANCISCO OVERLAND—DAILY—NO EXTRA FARE**  
Cars from Chicago run via C. & N. W. to Omaha; U. P. to Ogden; S. P. to San Francisco.  
Club Lounge Car @..... Chicago to San Francisco (Radio).  
Standard Sleeping Cars... New York to San Francisco—10 Roomettes, 6 Double Bedrooms (P.R.R. No. 1 to Chicago).  
Car operates every other day—see Page 7.  
New York to San Francisco—10 Roomettes, 6 Double Bedrooms (N.Y.C. No. 19 to Chicago).  
Car operates every other day—see Page 7.  
Chicago to San Francisco—10 Roomettes, 6 Double Bedrooms.  
Chicago to San Francisco—2 Drawing-rooms, 4 Compartments, 4 Double Bedrooms.  
Chicago to San Francisco—6 Sections, 6 Roomettes, 4 Double Bedrooms.  
Chicago to West Yellowstone—10 Sec. 1 D.R., 2 Compt. (No. 11-35 from Green River—Summer Season only).  
Green River to San Francisco—6 Sections, 6 Roomettes, 4 Double Bedrooms (No. 9 from St. Louis).  
Salt Lake City to San Francisco—6 Sections, 6 Roomettes, 4 Double Bedrooms, (No. 29 to Ogden).  
Reclining Seat Coaches... Chicago to San Francisco (all seats reserved).  
Green River to San Francisco (No. 9 from St. Louis—leg rest seats—all seats reserved).  
Club Lounge Car..... Chicago to San Francisco (for exclusive use of coach passengers).  
Dining Car..... A la carte and club or table d'hote service.

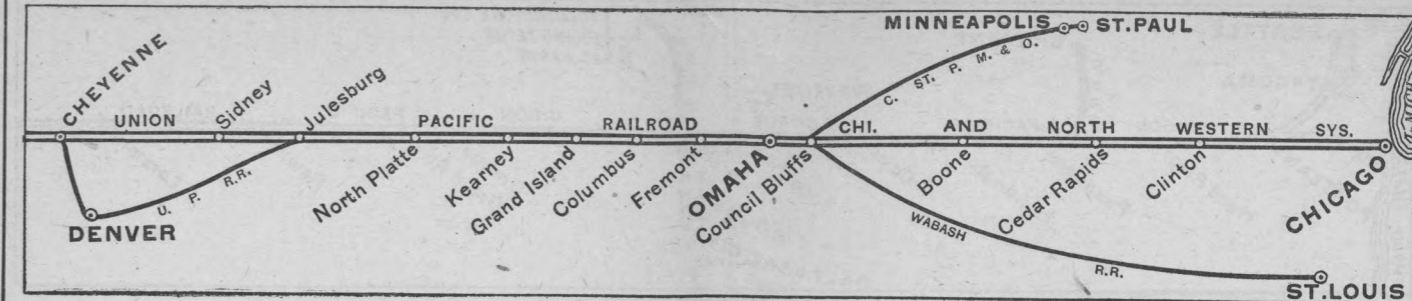
★ **NO. 23—GOLD COAST—DAILY**  
Cars from Chicago run via C. & N. W. to Omaha; U. P. to Ogden; S. P. to San Francisco.  
Club Lounge Car @..... Chicago to San Francisco.  
Standard Sleeping Cars... Chicago to San Francisco—12 Sections, D.R. (3 cars).  
Ogden to San Francisco—12 Sections, Drawing-room (No. 37 from Denver).  
Reclining Seat Coaches... Chicago to San Francisco. (Not reserved).  
Dining Car..... A la carte and club or table d'hote service.

**Footnotes for Page 10**

Passengers Use Ferry Steamer between Oakland Pier and San Francisco.

- ☉ Club lounge cars are for the exclusive use of standard sleeping car passengers. The City of San Francisco has a lounge car for coach passengers.
- ☐ Conditional stop; see table 1
- Extra fare train; limited handling of baggage, consult agent. See tables 1 and 2.
- (f) Stops only on signal.

- ★ Regularly assigned through cars air-conditioned.
- (E.S.T.) Eastern standard time. (C.S.T.) Central standard time.
- (M.S.T.) Mountain standard time. (P.S.T.) Pacific standard time.
- Time from 12:01 midnight to 12:00 noon shown in light face type.
- Time from 12.01 noon to 12.00 midnight shown in heavy face type.



**SAN FRANCISCO to CHICAGO, and NEW YORK via Omaha**

Table B Condensed Schedules All Trains Daily	Streamliner City of San Francisco 102 Daily Example	San Francisco Overland 28 Daily Example	Gold Coast 24 Daily Example
<b>Southern Pacific</b>			
Lv San Francisco (P.S.T.)	4.00 SUN	10.30 FRI	6.00 SUN
" Oakland Pier	4.27 " "	11.00 " "	6.30 " "
" Oakland (16th St.)	4.33 " "	11.08 " "	6.39 " "
" Berkeley	4.40 " "	11.16 " "	6.49 " "
Ar Sacramento	6.15 " "	1.05 " "	8.55 " "
Lv Sacramento	6.20 " "	1.10 " "	9.15 SUN
" Truckee		5.02 " "	f 1.35 MON
" Reno (P.S.T.)	10.51 SUN	6.09 FRI	2.55 " "
Ar Ogden (M.S.T.)	8.40 MON	5.55 SAT	6.30 MON
<b>Union Pacific</b>			
Ar Salt Lake City (M.S.T.)		7.50 SAT	9.20 MON
Lv Ogden (M.S.T.)	8.55 MON	6.25 SAT	7.15 MON
" Evanston	10.24 " "	8.14 " "	9.30 " "
Ar Green River	12.05 " "	10.05 " "	11.50 MON
Lv Green River	12.15 " "	10.15 " "	12.15 TUE
" Rock Springs	" "	" "	12.40 " "
" Rawlins	2.30 " "	12.55 " "	3.25 " "
" Laramie	4.20 " "	3.15 " "	6.35 " "
Ar Cheyenne	5.30 " "	4.35 " "	8.15 " "
Lv Cheyenne	5.40 " "	4.50 " "	8.30 " "
" Sidney	7.02 " "	6.30 " "	10.20 " "
Ar North Platte (M.S.T.)	8.43 " "	8.20 " "	12.30 " "
Lv North Platte (C.S.T.)	9.48 " "	9.50 " "	1.40 " "
" Kearney	" "	" "	3.40 " "
" Grand Island	11.40 MON	12.15 SUN	4.45 " "
" Columbus	" TUE	" "	5.52 " "
" Fremont	" "	" "	6.49 " "
Ar Omaha	1.50 TUE	2.50 SUN	7.50 TUE
<b>C. &amp; N. W.</b>			
Lv Omaha	2.00 TUE	3.15 SUN	8.30 TUE
Lv Council Bluffs	2.10 " "	3.30 " "	8.45 TUE
Ar Cedar Rapids	6.05 " "	8.13 " "	2.35 WED
Ar Clinton	7.20 " "	9.40 " "	4.35 " "
Ar Chicago (C.S.T.)	9.45 TUE	12.30 SUN	8.15 WED
<b>C. &amp; N. W.</b>			
Lv Omaha		(204-9-204)	(202-1-202)
Ar Sioux City		9.25 SUN	10.25 TUE
Ar St. Paul		11.50 " "	1.05 WED
Ar Minneapolis (C.S.T.)		6.15 " "	7.45 " "
		6.45 SUN	8.20 WED
Lv Chicago (C.S.T.) N.Y.C.		6.30 SUN	
Ar New York (E.S.T.)		12.30 MON	
Lv Chicago (C.S.T.) Penn.R.R.		4.30 SUN	
Ar N. Phila., Pa. (E.S.T.)		9.19 MON	
Ar New York (E.S.T.)		10.45 MON	

**Equipment for Page 11**

★ **NO. 102—Streamliner CITY OF SAN FRANCISCO—Daily—Extra Fare**  
Runs via S. P. to Ogden, and via C. & N. W. east of Omaha.  
Club Lounge Car @..... San Francisco to Chicago—(Radio).  
Standard Sleeping Cars... San Francisco to Chicago—Drawing rooms, Compts., Double Bedrooms, Duplex Single Bedrooms, Roomettes, Sections.  
☞ The Duplex Single Bedroom cars do not operate every trip. Consult Ticket Agent for particulars.  
Reclining Seat Coaches... San Francisco to Chicago—(all seats reserved).  
Cafe Lounge Car..... San Francisco to Chicago—Moderately priced meals and lounge for coach passengers.  
Dining Car..... A la carte and club or table d'hote service.

★ **NO. 28—SAN FRANCISCO OVERLAND—DAILY—No Extra Fare**  
Runs via S. P. to Ogden, and via C. & N. W. east of Omaha.  
Club Lounge Car @..... San Francisco to Chicago (Radio).  
Standard Sleeping Cars... San Francisco to New York—10 Roomettes, 6 Double Bedrooms (P.R.R. No. 70 east of Chicago).  
Car operates every other day—see Page 7.  
San Francisco to New York—10 Roomettes, 6 Double Bedrooms (N.Y.C. No. 22 east of Chicago).  
Car operates every other day—see Page 7.  
San Francisco to Chicago—10 Roomettes, 6 Double Bedrooms.  
San Francisco to Chicago—2 Drawing-rooms, 4 Compartments, 4 Double Bedrooms.  
San Francisco to Chicago—6 Sections, 6 Roomettes, 4 Double Bedrooms.  
San Francisco to Ogden—6 Sections, 6 Roomettes, 4 Double Bedrooms (U.P.-Wab. 10 to St. Louis).  
San Francisco to Salt Lake City—6 Sections, 6 Roomettes, 4 Double Bedrooms, (No. 30 south of Ogden).  
West Yellowstone to Chicago—10 Sections, D.R., Compts. (Nos. 36-12 to Green River—Summer Season only).  
Reclining Seat Coaches... San Francisco to Chicago (all seats reserved).  
San Francisco to Ogden (No. 10 to St. Louis—leg rest seats—all seats reserved).  
Club Lounge Car..... San Francisco to Chicago (for exclusive use of coach passengers).  
Dining Car..... A la carte and club or table d'hote service.

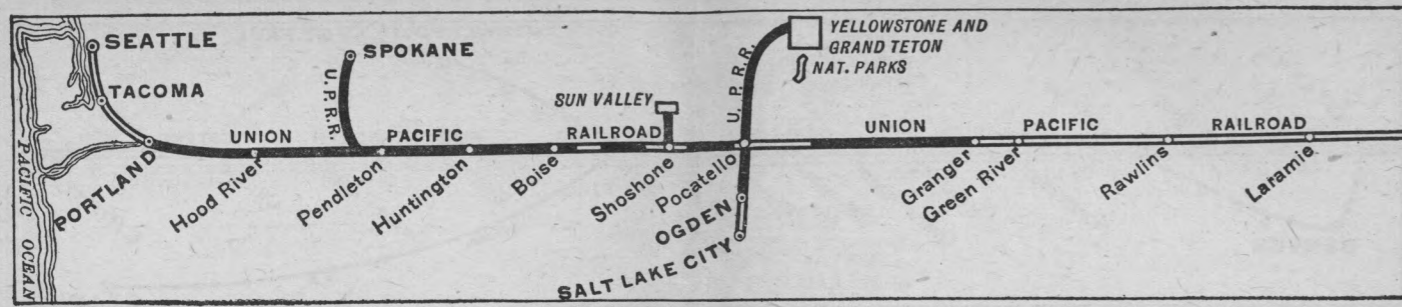
★ **NO. 24—GOLD COAST—DAILY**  
Runs via S. P. to Ogden, and via C. & N. W. east of Omaha.  
Club Lounge Car @..... San Francisco to Chicago.  
Standard Sleeping Cars... San Francisco to Chicago—12 Sections, D.R. (3 cars).  
San Francisco to Ogden—12 Sections, Drawing-room (No. 38 to Denver).  
Reclining Seat Coaches... San Francisco to Chicago (not reserved).  
Dining Car..... A la carte and club or table d'hote service.

**Footnotes for Page 11**

Passengers Use Ferry Steamer between San Francisco and Oakland Pier.

- ☉ Club lounge cars are for the exclusive use of standard sleeping car passengers. The City of San Francisco has a lounge car for coach passengers.
- ☐ Conditional stop; see Table 2.
- Extra fare train; limited handling of baggage, consult agent. See tables 1 and 2.
- (f) Stops only on signal.

- ★ Regularly assigned through cars air-conditioned.
- (E.S.T.) Eastern standard time. (C.S.T.) Central standard time.
- (M.S.T.) Mountain standard time. (P.S.T.) Pacific standard time.
- Time from 12:01 midnight to 12:00 noon shown in light face type.
- Time from 12.01 noon to 12.00 midnight shown in heavy face type.



**CHICAGO to PORTLAND and SEATTLE via Omaha**

Table C Condensed Schedules All Trains Daily	Streamliner City of Portland 105 Daily Example	Gold Coast- Portland Rose 23-17 Daily Example	Idahoan 11 Daily Example	San Fran. Overland Yel. Spec. 27-11-35 Summer Season only
C. & N. W. Lv Chicago (C.S.T.)	5.30 SUN	8.00 SUN	12.01 SUN	3.30 SUN
Ar Omaha	1.30 MON	7.50 MON	9.00 SUN	12.40 MON
<b>Union Pacific</b>				
Lv Omaha	1.40 MON	8.20 MON	9.30 SUN	12.55 MON
" Fremont	"	9.16 "	10.30 "	"
" Columbus	"	10.12 "	11.29 SUN	"
" Grand Island	3.40 "	11.30 "	1.00 MON	3.32 "
" Kearney	"	12.18 "	1.55 "	"
Ar North Platte (C.S.T.)	5.25 "	2.15 "	4.10 "	6.10 "
Lv North Platte (M.S.T.)	4.30 "	1.25 "	3.35 "	5.20 "
" Sidney	6.13 "	3.55 "	6.00 "	7.40 "
Ar Cheyenne	7.55 "	6.10 "	8.40 "	9.50 "
Lv Cheyenne	8.05 "	6.20 "	9.00 "	10.00 "
" Laramie	9.25 "	7.50 "	10.30 "	11.30 "
" Rawlins	11.15 "	10.35 MON	12.48 "	1.45 "
" Rock Springs	"	1.10 TUE	2.58 "	"
" Green River	1.35 "	3.25 "	4.30 "	4.30 "
" Kemmerer	f 2.43 "	5.00 "	5.54 "	5.54 "
" Montpelier	4.00 "	6.55 "	7.35 "	7.35 "
Ar Pocatello	5.45 MON	9.20 TUE	9.45 MON	9.45 MON
Ar West Yellowstone	"	"	7.30 TUE	7.30 TUE
Lv West Yellowstone	"	7.30 MON	"	"
Lv Pocatello	5.55 MON	9.50 TUE	10.25 MON	"
" Minidoka	"	11.05 "	11.30 MON	"
Ar Shoshone	7.35 MON	11.55 TUE	12.20 TUE	"
Lv Shoshone	7.40 MON	12.00 TUE	1.40 TUE	"
Ar Sun Valley (Ketchum)	9.40 MON	2.00 TUE	3.40 TUE	"
Lv Sun Valley (Ketchum)	5.25 MON	9.50 TUE	"	"
Ar Shoshone	7.25 MON	11.50 TUE	"	"
Lv Shoshone	7.35 MON	11.55 TUE	12.20 TUE	"
" Glens Ferry	8.25 "	1.25 "	1.40 "	"
" Boise	9.40 "	3.10 "	3.25 "	"
" Nampa	10.08 "	3.50 "	4.00 "	"
" Ontario	"	4.53 "	5.01 "	"
Ar Huntington (P.S.T.)	11.40 "	5.55 "	6.05 "	"
Lv Huntington (P.S.T.)	10.40 "	5.05 "	5.15 "	"
" Baker	11.55 MON	6.35 "	6.37 "	"
" La Grande	1.05 TUE	8.05 "	8.00 "	"
" Pendleton	3.20 "	11.20 TUE	10.35 "	"
" Arlington	"	1.45 WED	12.08 "	"
" The Dalles	5.35 "	3.25 "	1.15 "	"
" Hood River	f 6.05 "	4.05 "	1.50 "	"
Ar Portland	7.30 TUE	6.00 WED	3.30 TUE	"
Lv Portland	8.00 TUE	8.00 WED	5.00 TUE	"
Ar Tacoma	11.01 "	11.01 "	8.05 "	"
Ar Seattle (P.S.T.)	11.59 TUE	11.59 WED	9.15 TUE	"

**Equipment for Page 12**

★ NO. 105—Streamliner CITY OF PORTLAND—DAILY—No Extra Fare  
C. & N. W. to Omaha; No. 457 Portland-Seattle.  
Club Lounge Car @.....Chicago to Portland (Radio, bath).  
Standard Sleeping Cars.....Chicago to Portland—2 Drawing Rooms, 4 Compartments, 4 Double Bedrooms.  
Chicago to Portland—6 Sections, 6 Roomettes, 4 Double Bedrooms (2 cars).  
Reclining Seat—Chicago to Seattle—12 Roomettes, 4 Double Bedrooms.  
Leg Rest Coaches.....Chicago to Portland (all seats reserved).  
Cafe Lounge Car.....Chicago to Portland—Moderately priced meals and lounge for coach passengers.  
Dining Car.....A la carte and club or table d'hote service.

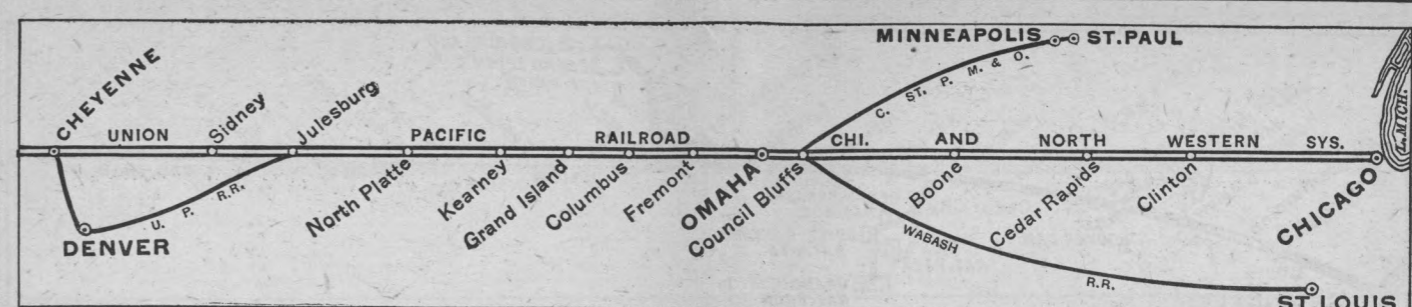
★ NO. 23-17—GOLD COAST—PORTLAND ROSE—DAILY  
C. & N. W. No. 23 to Omaha; U. P. No. 23 to Green River; No. 17 to Portland.  
Club Lounge Service @.....Chicago to Portland.  
Standard Sleeping Cars.....Chicago to Portland—10 Sections, D. R., Compt. Pocatello to Spokane—10 Sec., 3 Dbl. Bdrm (No. 33 from Salt Lake City; No. 62-20 north of Pendleton).  
Green River to Portland—6 Sections, 6 Roomettes, 4 Double Bedrooms (No. 17 through from Denver).  
Green River to Portland—10 Sections, 1 Drawing-room, 2 Compts. (No. 37-17 through from Kansas City).  
Reclining Seat Coaches.....Chicago to Portland.  
Green River to Portland (No. 37-17 through from Denver and Kansas City).  
Dining Car.....A la carte and club or table d'hote service. (Breakfast not served in Portland).

★ NO. 11—IDAHOAN—DAILY  
No. 11 Omaha to Portland; No. 459 to Seattle.  
Club Lounge Car @.....North Platte to Portland.  
Standard Sleeping Cars.....Omaha to Green River—6 Sections, 6 Roomettes, 4 Double Bedrooms (No. 9 through to Los Angeles).  
Green River to Seattle—6 Sections, 6 Roomettes, 4 Double Bedrooms (No. 9 from St. Louis).  
Pocatello to Portland—10 Sections, Drawing-room Compartment (No. 31 from Salt Lake City).  
Reclining Seat Coaches.....Omaha to Portland (not reserved).  
Omaha to Green River (for Los Angeles—not reserved).  
Green River to Portland (No. 9 from St. Louis—leg rest seats—all reserved).  
Pocatello to Portland (No. 31 from Salt Lake City—not reserved).  
Dining Car.....North Platte to Portland—A la carte and club or table d'hote service.

★ NO. 27-11-35—SAN FRAN. OVERLAND—YEL'STONE SPECIAL—DAILY  
SUMMER SEASON ONLY  
C. & N. W. No. 27 to Omaha; U. P. No. 27 to Green River; Nos. 11-35 to West Yellowstone.  
Club Lounge Service @.....Chicago to West Yellowstone.  
Standard Sleeping Cars.....Chicago to West Yellowstone—10 Sections, Drawing-room, Compartments (No. 35 beyond Pocatello).  
Reclining Seat Coaches.....Chicago to Green River (reserved); Green River to Pocatello; Pocatello to West Yellowstone.  
Dining Car.....Chicago to West Yellowstone.

**Footnotes for Page 12**

- ⊗ Club lounge cars are for the exclusive use of standard sleeping car passengers. The City of Portland has a lounge car for coach passengers.
- Limited handling of baggage on Train 105; consult agent.
- Conditional stop; see Table 1 or 20. □ Runs via Borie Cut-off; not via Cheyenne.
- ★ Regularly assigned through cars air-conditioned. (f) Stops only on signal.
- ♦ Motor Bus. This service is provided passengers arriving or departing Shoshone and holding through rail tickets to and from Sun Valley or Ketchum, Idaho. Schedules shown, except those that connect with trains 17 and 18, are not in effect until summer season opens on June 1.
- West Yellowstone, Montana, is gateway to Yellowstone National Park. Summer Season is from June 19 through September 8.
- ▲ Daily train No. 459. # Daily train No. 457.
- (C.S.T.) Central Standard time. (M.S.T.) Mountain Standard time. (P.S.T.) Pacific Standard time.
- Time from 12.01 midnight to 12.00 noon shown in light face type. Time from 12.01 noon to 12.00 midnight shown in heavy face type.



**SEATTLE and PORTLAND to CHICAGO via Omaha**

Table C Condensed Schedules All Trains Daily	Streamliner City of Portland 105 Daily Example	Portland Rose- Gold Coast 18-24 Daily Example	Idahoan- 12 Daily Example	Yel. Spec. San Fran. Overland 36-12-28 Summer Season only Example
Union Pacific Lv Seattle (P.S.T.)	12.30 SUN	4.45 SUN	11.45 SAT	"
" Tacoma	1.25 "	5.52 "	1.15 SUN	"
Ar Portland	4.30 SUN	9.15 SUN	6.45 SUN	"
Lv Portland	5.30 SUN	10.00 SUN	8.10 SUN	"
" Hood River	f 6.45 "	11.28 SUN	9.38 "	"
" The Dalles	7.15 "	12.05 MON	10.15 "	"
" Arlington	"	1.08 "	11.15 "	"
" Pendleton	9.35 "	3.15 "	1.10 "	"
" La Grande	11.40 SUN	5.55 "	3.45 "	"
" Baker	12.40 MON	7.05 "	4.57 "	"
Ar Huntington (P.S.T.)	2.05 "	8.30 "	6.20 "	"
Lv Huntington (M.S.T.)	3.05 "	9.40 "	7.30 "	"
" Ontario	"	10.35 "	8.25 "	"
" Nampa	4.36 "	11.40 "	9.35 "	"
" Boise	5.00 "	12.10 "	10.25 SUN	"
" Glens Ferry	6.10 "	1.50 "	12.15 MON	"
Ar Shoshone	7.05 MON	3.00 MON	1.35 MON	"
Lv Shoshone	7.10 MON	3.05 MON	1.40 MON	"
Ar Sun Valley (Ketchum)	9.10 MON	5.05 MON	3.40 MON	"
Lv Sun Valley (Ketchum)	5.00 MON	12.55 MON	11.30 SUN	"
Ar Shoshone	7.00 MON	2.55 MON	1.30 MON	"
Lv Shoshone	7.05 MON	3.00 MON	1.35 MON	"
Ar Minidoka	"	3.55 "	2.30 "	"
Ar Pocatello	8.45 MON	5.05 MON	3.40 MON	"
Ar West Yellowstone	"	7.30 TUE	(Summer Season Only)	"
Lv West Yellowstone	(Summer Season Only)	7.30 SUN	7.30 SUN	"
Lv Pocatello	8.55 MON	5.25 MON	4.10 MON	4.10 MON
" Montpelier	10.45 "	7.55 "	6.45 "	6.45 "
" Kemmerer	f 12.03 "	9.41 MON	8.27 "	8.27 "
" Green River	1.25 "	12.15 TUE	10.15 "	10.15 "
" Rock Springs	"	12.40 "	11.22 "	"
" Rawlins	3.40 "	3.25 "	1.45 "	12.55 "
" Laramie	5.30 "	6.35 "	4.25 "	3.15 "
Ar Cheyenne	6.40 "	8.15 "	5.45 "	4.35 "
Lv Cheyenne	6.50 "	8.30 "	6.20 "	4.50 "
" Sidney	8.12 "	10.20 "	8.30 "	6.30 "
Ar North Platte (M.S.T.)	9.53 "	12.30 "	11.00 MON	8.20 "
Lv North Platte (C.S.T.)	10.58 MON	1.40 "	12.45 TUE	9.50 "
" Kearney	"	3.40 "	2.39 "	"
" Grand Island	12.50 TUE	4.45 "	3.50 "	12.15 TUE
" Columbus	"	5.52 "	5.10 "	"
" Fremont	"	6.49 "	6.08 "	"
Ar Omaha	3.00 TUE	7.50 TUE	7.00 TUE	2.50 TUE
<b>C. &amp; N. W.</b>				
Lv Omaha	3.10 TUE	8.30 TUE	11.00 TUE	3.15 TUE
Ar Chicago (C.S.T.)	11.30 TUE	8.15 WED	8.00 TUE	12.30 TUE

**Equipment for Page 13**

★ NO. 106—Streamliner CITY OF PORTLAND—Daily—No Extra Fare  
C. & N. W. east of Omaha; No. 408 Seattle-Portland.  
Club Lounge Car @.....Portland to Chicago (Radio, bath).  
Standard Sleeping Cars.....Portland to Chicago—2 Drawing-rooms, 4 Compartments, 4 Double Bedrooms.  
Portland to Chicago—6 Sections, 6 Roomettes, 4 Double Bedrooms (2 cars).  
Reclining Seat—Seattle to Chicago—12 Roomettes, 4 Double Bdrm.  
Leg Rest Coaches.....Portland to Chicago (all seats reserved).  
Cafe Lounge Car.....Portland to Chicago—Moderately priced meals and lounge for coach passengers.  
Dining Car.....A la carte and club or table d'hote service.

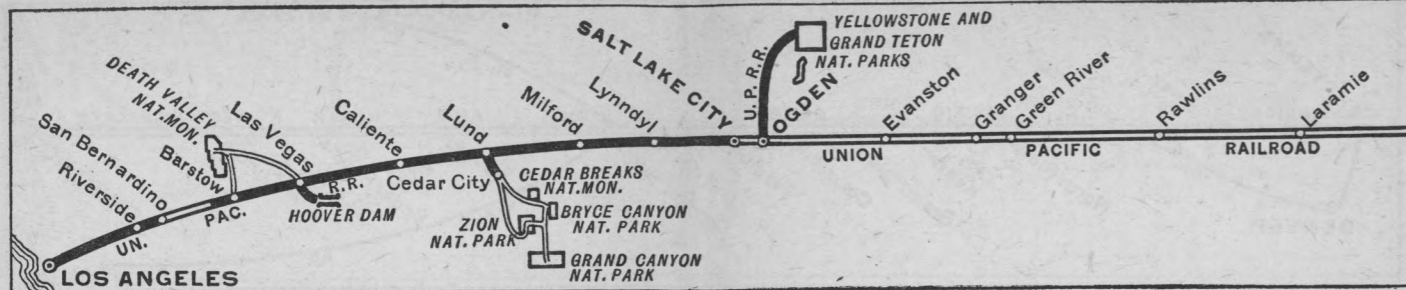
★ NO. 18-24—PORTLAND ROSE—GOLD COAST—DAILY  
No. 18 to Green River; No. 24 to Chicago; C. & N. W. east of Omaha.  
Club Lounge Car Service @.....Portland to Chicago.  
Standard Sleeping Cars.....Portland to Chicago—10 Sections, D. R., Compt. Portland to Green River—6 Sections, 6 Roomettes, 4 Double Bedrooms (No. 18 through to Denver).  
Portland to Green River—10 Sections, 1 Drawing-room, 2 Compartments (No. 18-38 through to Kansas City).  
Pendleton to Pocatello—10 Sections, 3 Double Bedrooms (Through car in No. 19-61 from Spokane; No. 34 to Salt Lake City).  
Reclining Seat Coaches.....Portland to Chicago.  
Portland to Green River (No. 18-38 to Kansas City).  
Dining Car.....1.....East of Pendleton—a la carte and club or table d'hote service.

★ NO. 12—IDAHOAN—DAILY  
No. 402 to Portland; No. 12 to Omaha.  
Club Lounge Car @.....Portland to North Platte.  
Standard Sleeping Cars.....Seattle to Green River—6 Sections, 6 Roomettes, 4 Double Bdrm. (U.P.-Wab. 10 through to St. Louis).  
Portland to Pocatello—10 Sections, 1 Drawing-room, 1 Compartment (No. 32 through to Salt Lake City).  
Boise to Pocatello—10 Sections, 3 Double Bedrooms (No. 32 through to Salt Lake City).  
Green River to Omaha—6 Sections, 6 Roomettes, 4 Double Bedrooms (No. 10 through from Los Angeles).  
Reclining Seat Coaches.....Portland to Omaha (not reserved).  
Portland to Green River (No. 10 through to St. Louis—leg rest seats—all reserved).  
Portland to Pocatello (No. 32 to Salt Lake City—not reserved).  
Green River to Omaha (No. 10 from Los Angeles—not reserved).  
Dining Car.....Portland to North Platte—A la carte and club or table d'hote service.

★ NO. 36-12-28—YEL'STONE SPECIAL—SAN FRAN. OVERLAND—DAILY  
SUMMER SEASON ONLY  
Nos. 36-12 to Green River; No. 28 to Chicago; C. & N. W. east of Omaha  
Nos. 36-12 to Green River; No. 28 to Chicago; C. & N. W. East of Omaha.  
Club Lounge Service @.....West Yellowstone to Chicago.  
Standard Sleeping Cars.....West Yellowstone to Chicago.  
Reclining Seat Coaches.....West Yellowstone to Pocatello; Pocatello to Green River; Green River to Chicago (reserved).  
Dining Car.....West Yellowstone to Chicago.

**Footnotes for Page 13**

- ⊗ Club lounge cars are for the exclusive use of standard sleeping car passengers. The City of Portland has a lounge car for coach passengers.
- Limited checking of baggage on Train 106; consult agent.
- No. 14, local from Omaha to Chicago, carries no through cars from Union Pacific.
- ♦ Motor Bus. This service is provided passengers arriving or departing Shoshone and holding through rail tickets to and from Sun Valley or Ketchum, Idaho. Schedules shown, except those that connect with trains 17 and 18, are not in effect until summer season opens on June 1.
- West Yellowstone, Montana, is gateway to Yellowstone National Park. Summer Season is from June 19 through September 8.
- Conditional stop; see Table 2 or 20.
- # Daily train No. 458. ▲ Daily train No. 402. † Daily Train No. 408
- ★ Regularly assigned through cars air-conditioned. (f) Stops only on signal. (C.S.T.) Central Standard time. (M.S.T.) Mountain Standard time. (P.S.T.) Pacific Standard time.
- Time from 12.01 midnight to 12.00 noon shown in light face type. Time from 12.01 noon to 12.00 midnight shown in heavy face type.



**ST. LOUIS and KANSAS CITY to LOS ANGELES via Denver**

**Table D**  
Condensed Schedules  
All Trains Daily

	Streamliner City of St. Louis 9 Example	Pony Express 37 Example
Lv St. Louis (Wabash) (C.S.T.)	4.00 SUN	4.00 SUN
Ar Kansas City	9.00 SUN	9.00 SUN
Lv Kansas City (Union Pacific)	9.30 SUN	11.30 SUN
Ar Lawrence	11.27 MON	12.30 MON
Ar Topeka	10.37 " "	1.15 " "
Ar Manhattan	11.27 " "	2.20 " "
Ar Junction City	11.55 SUN	3.15 " "
Ar Salina	12.45 MON	4.50 " "
Ar Ellis (C.S.T.)	2.49 " "	8.50 " "
Lv Ellis (M.S.T.)	1.58 " "	7.30 " "
Ar Oakley	3.08 " "	9.20 " "
Ar Denver	7.45 " "	3.30 " "
Lv Denver	8.15 " "	5.30 " "
Ar La Salle	9.20 " "	6.22 MON
Ar Cheyenne	10.50 " "	6.22 MON
Lv Cheyenne	11.20 " "	9.10 MON
Ar Laramie	1.19 " "	11.45 MON
Ar Rawlins	4.05 " "	2.45 TUE
Ar Green River	6.09 " "	4.50 " "
Ar Evanston	7.55 " "	6.35 " "
Ar Ogden	8.25 " "	7.00 " "
Ar Ogden	9.20 " "	8.00 " "
Lv Salt Lake City	10.10 MON	9.20 " "
Lv Milford	1.55 TUE	2.35 " "
Ar Lund (M.S.T.)	2.40 TUE	3.15 TUE
Ar Cedar City (Bryce-Grand Canyon Zion Natl. Parks)	3.45 TUE	4.20 TUE
Lv Cedar City	10.45 MON	1.45 TUE
Lv Lund (M.S.T.)	2.40 TUE	3.15 TUE
Ar Caliente (P.S.T.)	4.00 " "	4.20 " "
Ar Las Vegas	6.55 " "	7.45 " "
Ar Las Vegas	7.10 " "	8.15 TUE
Ar Barstow	10.53 " "	12.50 WED
Ar San Bernardino	12.55 " "	3.00 " "
Ar Riverside	1.25 " "	3.40 " "
Ar East Los Angeles	2.30 " "	5.25 " "
Ar Los Angeles (P.S.T.)	3.00 TUE	6.00 WED
Ar Alhambra	2.55 TUE	5.50 WED
Ar Pasadena	3.10 " "	6.05 " "
Ar Glendale (City)	3.30 " "	6.25 " "
Ar Anaheim	3.40 " "	6.35 " "
Ar Long Beach	3.25 " "	6.20 " "
Ar San Pedro (P.S.T.)	3.50 TUE	6.45 WED

**Equipment for Page 14**

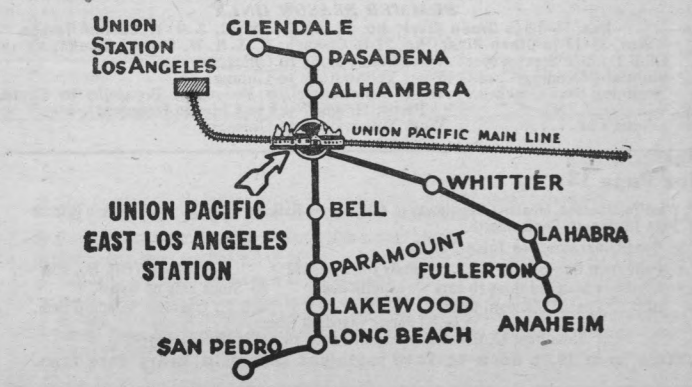
★ **NO. 9—Streamliner CITY OF ST. LOUIS—DAILY**  
Wabash 9 to Kansas City; No. 9 to Los Angeles.  
Club Lounge Car ⊗ . . . . . St. Louis to Los Angeles.  
Standard Sleeping Cars . . . . . St. Louis to Los Angeles—12 Rm'tte., 4 Double Bdrm. St. Louis to Green River—6 Sections, 6 Roomettes, 4 Double Bedrooms (No. 27 to San Francisco). St. Louis to Green River—6 Sections, 6 Roomettes, 4 Double Bedrooms (No. 11-459 to Seattle). Kansas City to Denver—6 Sections, 6 Roomettes, 4 Double Bedrooms. Green River to Los Angeles—6 Sections, 6 Roomettes, 4 Double Bedrooms (No. 11 from Omaha). Salt Lake City to Cedar City—8 Sec., 1 D.R., 2 Compts. (No. 309 beyond Milford—Summer Season Only). Cedar City to Los Angeles—10 Sections, D.R. Compts, (No. 310 to Milford—Summer Season Only).

Reclining Seat Coaches . . . . . St. Louis to Los Angeles. St. Louis to Los Angeles (leg rest seats). St. Louis to Green River (leg rest seats—No. 11 to Portland). St. Louis to Green River (leg rest seats—No. 27 to San Francisco). Gr. River to Los Angeles (from Omaha) (not reserved).  
Dining Car . . . . . A la carte and club or table d'hote service.

★ **NO. 37—PONY EXPRESS—DAILY**  
Club Lounge Car ⊗ . . . . . Denver to Los Angeles.  
Standard Sleeping Cars . . . . . Kans. City to Los Angs.—12 Sec., D.R. (open 10.00 p.m.). Denver to Salt Lake—6 Sec., 6 Rm'tte., 4 Dbl. Bdrms. Denver to Salt Lake City—10 Sec., 1 D.R., 1 Compt. Salt Lake City to Los Angeles—10 Roomettes, 6 Double Bedrooms (No. 30 from Butte). Ogden to Los Angeles—10 Sections, 3 Double Bedrooms (No. 23 from Chicago). Ogden to Los Angeles—14 Sec. (No. 23 from Chicago). Las Vegas to Los Angeles—8 Sec., D.R., 3 Dbl. Bdrms. Kansas City and Ogden to Los Angeles. Kansas City to Ogden (S.P. No. 23 to San Francisco). East of Las Vegas—a la carte and club or table d'hote.

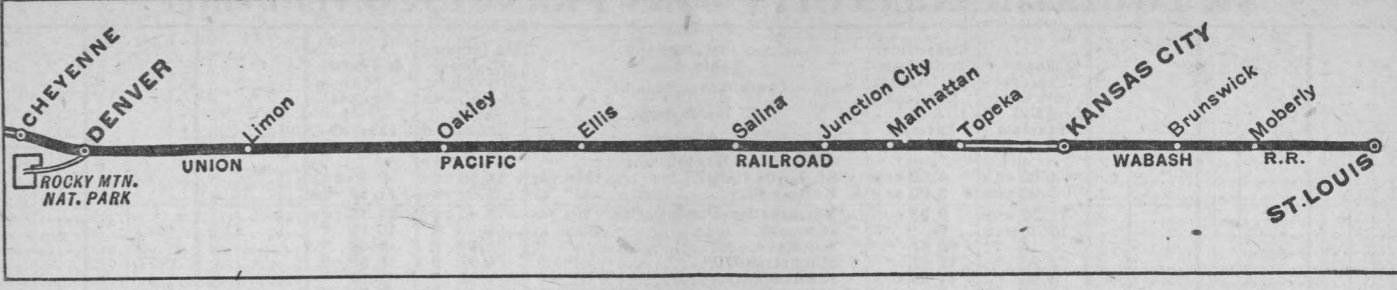
**Footnotes for Page 14**

⊗ Club lounge cars are for the exclusive use of standard sleeping car passengers.  
★ Regularly assigned through cars air-conditioned. (f) Stops only on signal.  
♦ Motor Bus between Lund and Cedar City. ⊕ Conditional stop; see Table 24.  
♦ Motor bus connections with main line trains at East Los Angeles. See tables 7, 8 and 9 for complete information on bus schedules to and from East Los Angeles. (C.T.) Central time. (M.T.) Mountain time. (P.T.) Pacific time. Time from 12.01 midnight to 12.00 noon shown in light face type. Time from 12.01 noon to 12.00 midnight shown in heavy face type.



**Union Pacific Motor Coach Service TO AND FROM EAST LOS ANGELES, CALIF.**

- The Union Pacific maintains a passenger station at East Los Angeles, from which it operates motor coaches direct to Glendale, Pasadena, Alhambra, San Pedro, Long Beach, Anaheim, Fullerton, La Habra, Whittier and intermediate points. See Tables 7, 8 and 9 on page 31 for local schedules of all motor coaches.
- Passengers ticketed for those places may leave train at East Los Angeles where waiting motor coaches will take them direct to destination without extra charge. Baggage too, can be checked through to any of those places. These motor coaches also deliver eastbound passengers to the East Los Angeles station.



**LOS ANGELES to KANSAS CITY and ST. LOUIS via Denver**

**Table D**  
Condensed Schedules  
All Trains Daily

	Streamliner City of St. Louis 10 Example	Pony Express 38 Example
Lv San Pedro (P.S.T.)	8.50 SUN	5.50 SUN
Lv Long Beach	9.25 " "	6.25 " "
Lv Anaheim	9.20 " "	6.20 " "
Lv Glendale (City)	9.25 " "	6.25 " "
Lv Pasadena	9.50 " "	6.50 " "
Lv Alhambra	10.05 SUN	7.05 SUN
Lv Los Angeles (P.S.T.)	10.30 SUN	7.30 SUN
Ar East Los Angeles	10.50 " "	7.50 " "
Ar Riverside	11.55 " "	9.15 " "
Ar San Bernardino	12.20 " "	9.55 SUN
Ar Barstow	2.25 " "	12.10 MON
Ar Las Vegas	6.30 " "	5.40 " "
Lv Caliente (P.S.T.)	9.10 SUN	8.40 " "
Ar Lund (M.S.T.)	12.10 MON	11.50 MON
Ar Cedar City	3.45 MON	12.55 MON
Lv Cedar City	10.45 SUN	10.20 MON
Lv Lund (M.S.T.)	12.10 MON	11.50 MON
Ar Milford	12.55 " "	12.40 " "
Ar Salt Lake City	4.40 " "	5.15 " "
Lv Salt Lake City	5.00 " "	5.45 " "
Ar Ogden	5.50 " "	6.40 " "
Lv Ogden	6.40 " "	7.10 " "
Ar Evanston	8.29 " "	8.57 " "
Ar Green River	10.50 " "	11.10 MON
Ar Rawlins	1.11 " "	1.55 TUE
Ar Laramie	3.10 " "	4.15 " "
Ar Cheyenne	2.45 " "	Runs Via Borie
Lv Cheyenne	4.15 " "	Cut-off
Ar Denver	5.15 " "	6.20 " "
Lv Denver	6.45 " "	8.50 " "
Ar Oakley	10.51 MON	1.50 " "
Ar Ellis (M.S.T.)	12.01 TUE	3.15 " "
Lv Ellis (C.S.T.)	1.10 " "	4.25 " "
Ar Salina	3.10 " "	6.55 " "
Ar Junction City	4.12 " "	8.15 " "
Ar Manhattan	4.37 " "	8.50 " "
Ar Topeka	5.27 " "	9.46 " "
Ar Lawrence	6.45 " "	10.15 " "
Ar Kansas City	6.45 TUE	11.15 TUE
Lv Kansas City (Wabash)	7.00 TUE	11.59 TUE
Ar St. Louis (C.T.)	11.59 TUE	7.35 WED

**Equipment for Page 15**

★ **NO. 10—Streamliner CITY OF ST. LOUIS—DAILY**  
No. 10 to Kansas City; Wabash 10 to St. Louis.  
Club Lounge Car ⊗ . . . . . Los Angeles to St. Louis.  
Standard Sleeping Cars . . . . . Los Angeles to St. Louis—12 Rm'tte., 4 Dbl. Bdrm. Los Angeles to Green River—6 Sections, 6 Roomettes, 4 Double Bedrooms (No. 12 through to Omaha). Los Angeles to Cedar City—10 Sec., D.R., Compts. (No. 309 Milford to Cedar City—Summer Season Only). Cedar City to Salt Lake City—8 Sec., D.R., Compts. (No. 310 to Milford—Summer Season Only). Green River to St. Louis—6 Sections, 6 Roomettes, 4 Double Bedrooms (No. 402-12 from Seattle). Ogden to St. Louis—6 Sections, 6 Roomettes, 4 Double Bedrooms (No. 28 from San Francisco). Denver to Kansas City—6 Sections, 6 Roomettes, 4 Double Bedrooms. Reclining Seat Coaches . . . . . Los Angeles to St. Louis. Los Angeles to St. Louis (leg rest seats). Gr. River to St. Louis (leg rest seats—No. 12 from Port). Ogden to St. Louis (leg rest seats—No. 28 from San Francisco). Los Angeles to Green River (for Omaha) (not reserved).  
Dining Car . . . . . A la carte and club or table d'hote service.  
★ **NO. 38—PONY EXPRESS—DAILY**  
Club Lounge Car ⊗ . . . . . Los Angeles to Denver.  
Standard Sleeping Cars . . . . . Los Angeles to Kansas City—12 Sections, D. R. Los Angeles to Ogden—10 Sec., 3 Dbl. Bdrms. (No. 24 to Chicago). Los Angeles to Ogden—14 Sections (No. 24 to Chicago). Los Angeles to Salt Lake City—10 Roomettes, 6 Double Bedrooms (No. 29 through to Butte). Los Angeles to Las Vegas—8 Sec., D.R., 3 Dbl. Bdrms. Salt Lake City to Denver—6 Sections, 6 Roomettes, 4 Double Bedrooms. Salt Lake City to Denver—10 Sec., 1 D.R., 1 Compt. Ogden to Denver—12 Sections, D. R. (S.P. 24 from San Francisco).  
Reclining Seat Coaches . . . . . Los Angeles to Ogden and Kansas City. Ogden to Kansas City (S.P. 24 from San Francisco).  
Dining Car . . . . . East of Las Vegas—a la carte and club or table d'hote.

**Footnotes for Page 15**

⊗ Club lounge cars are for the exclusive use of standard sleeping car passengers.  
★ Regularly assigned through cars air-conditioned. (f) Stops only on signal.  
♦ Motor Bus between Lund and Cedar City. ⊕ Conditional stop; see Table 24.  
♦ Motor bus connections with main line trains at East Los Angeles. See tables 7, 8 and 9 for complete information on bus schedules to and from East Los Angeles. (C.T.) Central time. (M.T.) Mountain time. (P.T.) Pacific time. Time from 12.01 midnight to 12.00 noon shown in light face type. Time from 12.01 noon to 12.00 midnight shown in heavy face type.

Advantages of

## COAST-TO-COAST SLEEPING CAR SERVICE

- The schedules shown in Tables on pages 6 and 7 of this folder provide a convenient service for the coast-to-coast traveler, at No Extra Fare.
- This service eliminates the necessity of changing trains or transferring from one station to another in Chicago.

It gives the traveler a choice of two fine routes between the Atlantic Coast and Chicago, and the service of the famous Overland Route between Chicago and California.

### For Dependable Transportation—Be Specific, Say "UNION PACIFIC"

ST. LOUIS—KANSAS CITY—SAN FRANCISCO via Denver

Table E Condensed Schedules All Trains Daily. Includes columns for Pony Express-Gold Coast, Streamliner City of St. Louis, San Francisco Overland-Streamliner, and Gold Coast-Pony Express. Lists various routes and times.

Equipment for Page 16

★ NO. 9-27—Streamliner—CITY OF ST. LOUIS—SAN FRANCISCO OVERLAND—DAILY. Wabash No. 9 to Kansas City; No. 9 to Green River; No. 27 to Ogden; S. P. No. 27 to San Francisco. Club Lounge Service... Standard Sleeping Cars... Reclining Seat Coaches... Dining Car...

★ NO. 28-10—SAN FRANCISCO OVERLAND—Streamliner CITY OF ST. LOUIS—DAILY. S. P. No. 28 to Ogden; No. 10 to Kansas City; Wabash No. 10 to St. Louis. Club Lounge Service... Standard Sleeping Cars... Reclining Seat Coaches... Dining Car...

Footnotes for Page 16

Club lounge cars are for the exclusive use of standard sleeping car passengers. (C.S.T.) Central standard time, (M.S.T.) Mountain standard time, (P.S.T.) Pacific standard time. Time from 12.01 noon to 12.00 midnight shown in heavy face type.

ST. LOUIS—KANSAS CITY—PORTLAND—SEATTLE via Denver

Table F Condensed Schedules All Trains Daily. Includes columns for Local No. 52 Daily, Pony Express-Portland Rose, Streamliner City of St. Louis, Table F Condensed Schedules, Idahoan-Streamliner, Portland Rose-Pony Express, and Local No. 57 Daily. Lists various routes and times.

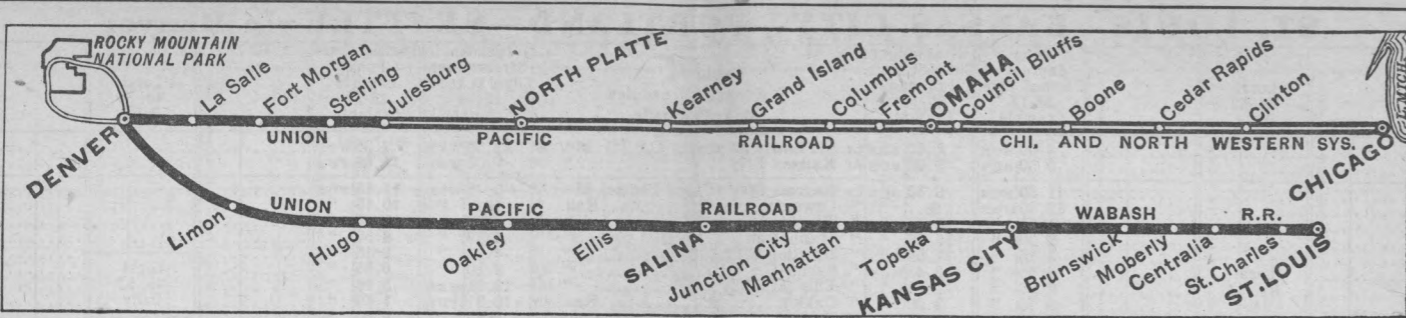
Equipment for Page 17

★ NO. 9-11—Streamliner CITY OF ST. LOUIS—IDAHOAN—DAILY. Wabash 9 to Kansas City; No. 9 to Green River; No. 11 to Portland; No. 459 to Seattle. Club Lounge Service... Standard Sleeping Cars... Reclining Seat Coaches... Dining Car...

★ NO. 12-10—IDAHOAN—Streamliner CITY OF ST. LOUIS—DAILY. No. 402 to Portland; No. 12 to Green River; No. 10 to Kansas City; Wabash No. 10 to St. Louis. Club Lounge Service... Standard Sleeping Cars... Reclining Seat Coaches... Dining Car...

Footnotes for Page 17

Regularly assigned through cars air conditioned. Club lounge cars are for the exclusive use of standard sleeping car passengers. West Yellowstone, Montana, is gateway to Yellowstone National Park. Service during summer season only, June 19 through September 8.



### CHICAGO-MINNEAPOLIS-OMAHA-DENVER

Table G Condensed Schedules All Trains Daily		Streamliner City of Denver 111 Example	National Parks Special 11-85 Example	National Parks Special 1-85 Summer Season Only
C. & N. W.				
Lv Chicago (C.S.T.)	4.00	SUN		12.01
Ar Omaha	11.40	SUN		9.00
C. & N. W.				
Lv Minneapolis (C.S.T.)	11.40	SUN	11.40	11.40
" St. Paul	12.10	"	12.10	12.10
" Sioux City	6.25	"	6.25	6.25
Ar Omaha	8.40	SUN	8.40	8.40
Union Pacific				
Lv Omaha (C.S.T.)	11.50	SUN	9.30	9.35
" Fremont		MON	10.30	10.19
" Schuyler		"	11.03	"
" Columbus	1.02	"	11.29	11.01
" Central City		"	12.19	"
" Grand Island	1.57	"	1.00	12.15
" Kearney	2.35	"	1.55	12.54
" Lexington		"	2.39	"
Ar North Platte (C.S.T.)	3.55	"	4.10	2.30
Lv North Platte (M.S.T.)	3.00	"	3.45	2.00
" Ogallala		"	5.15	"
" Julesburg	f 4.10	"	5.15	3.25
" Sterling	5.05	"	6.25	4.35
" Fort Morgan		"	f 7.10	f 5.20
" La Salle	6.34	"	8.13	6.20
Ar Denver (M.S.T.)	7.30	MON	9.15	7.20

**Equipment for Table G**

★ **NO. 111—Streamliner CITY OF DENVER—DAILY**  
Train runs via C. & N. W. to Omaha; thence U. P.

Club Lounge Car @ . . . . . Chicago to Denver (Radio).  
Observation Sleeping Car @ Chicago to Denver—6 Double Bedrooms.  
Standard Sleeping Cars . . . . . Chicago to Denver—Drawing-room, Compts., Bed-rooms, Roomettes, Sections (4 cars).  
Reclining Seat Coaches . . . . . Chicago to Denver (2 cars—all seats reserved).  
Dining Car . . . . . A la carte and club or table d'hote service.

★ **NO. 85—NATIONAL PARKS SPECIAL—DAILY**  
No. 11 to North Platte; No. 85 to Denver.

Standard Sleeping Cars . . . . . Omaha to Denver—12 Sections, 2 Double Bedrooms.  
Reclining Seat Coaches . . . . . Omaha to Denver (not reserved).  
Cafe Lounge Car . . . . . A la carte and club or table d'hote service. North Platte to Denver.

★ **NO. 1-85 NATIONAL PARKS SPECIAL—(Summer Service)**  
Train runs via C. & N. W. No. 1 to Omaha; thence U. P.

Club Lounge Service @ . . . . . Chicago to Denver.  
Standard Sleeping Cars . . . . . Chicago to Denver—8 Sections, 5 Double Bedrooms.  
Omaha to Denver—12 Sections, 2 Double Bedrooms.  
Reclining Seat Coach . . . . . Chicago to Denver (all seats reserved).  
Omaha to Denver (not reserved).  
Dining Car . . . . . A la carte and club or table d'hote service.

### DENVER-OMAHA-MINNEAPOLIS-CHICAGO

Table G Condensed Schedules All Trains Daily		Streamliner City of Denver 112 Example	National Parks Special 86-12 Example	National Parks Special 86-2 Summer Season Only
Union Pacific				
Lv Denver (M.S.T.)	3.30	SUN	6.00	5.00
" La Salle	4.18	"	6.57	6.10
" Fort Morgan		"	8.42	"
" Sterling	5.37	"	8.42	7.50
" Julesburg	6.27	"	9.55	8.50
" Ogallala		"	11.15	"
Ar North Platte (M.S.T.)	7.32	"	11.15	10.10
Lv North Platte (C.S.T.)	8.57	"	12.45	11.25
" Lexington		"	1.55	"
" Kearney	9.50	"	2.39	12.47
" Grand Island	10.27	"	4.15	1.40
" Central City		"	5.10	"
" Columbus	11.19	"	5.30	2.40
" Schuyler		"	6.08	"
" Fremont		"	6.08	3.25
Ar Omaha (C.S.T.)	12.35	MON	7.00	4.10
C. & N. W.				
Lv Omaha	12.45	MON	11.00	4.30
Ar Chicago (C.S.T.)	8.35	MON	8.00	2.00
C. & N. W.				
Lv Omaha		"	9.25	9.25
Ar Sioux City		"	11.50	11.50
" St. Paul		"	6.15	6.15
Ar Minneapolis (C.S.T.)		"	6.50	6.50

**Equipment for Table G**

★ **NO. 112—Streamliner CITY OF DENVER—DAILY**  
Train runs via C. & N. W. east of Omaha .

Club Lounge Car @ . . . . . Denver to Chicago (Radio).  
Observation Sleeping Car @ Denver to Chicago—6 Double Bedrooms.  
Standard Sleeping Cars . . . . . Denver to Chicago—Drawing-room, Compts., Bed-rooms, Roomettes, Sections (4 cars).  
Reclining Seat Coaches . . . . . Denver to Chicago (2 cars—all seats reserved).  
Dining Car . . . . . A la carte and club or table d'hote service.

★ **NO. 86—NATIONAL PARKS SPECIAL—DAILY**  
No. 86 to North Platte; No. 12 to Omaha.

Standard Sleeping Cars . . . . . Denver to Omaha—12 Sections, 2 Double Bedrooms. (Occupancy until 7:30 A. M.)  
Cafe Lounge Car . . . . . A la carte and club or table d'hote service. Denver to North Platte.  
Reclining Seat Coaches . . . . . Denver to Omaha (not reserved).

★ **NO. 86-2 NATIONAL PARKS SPECIAL (Summer Service)**  
Train runs via C. & N. W. No. 2 east of Omaha.

Club Lounge Service @ . . . . . Denver to Chicago.  
Standard Sleeping Car . . . . . Denver to Chicago—8 Sections, 5 Double Bedrooms.  
Denver to Omaha—12 Sections, 2 Double Bedrooms. (Occupancy until 7:30 a.m.)  
Reclining Seat Coach . . . . . Denver to Chicago (all seats reserved).  
Denver to Omaha (not reserved).  
Dining Car . . . . . A la carte and club or table d'hote service.

#### Footnotes for Page 18

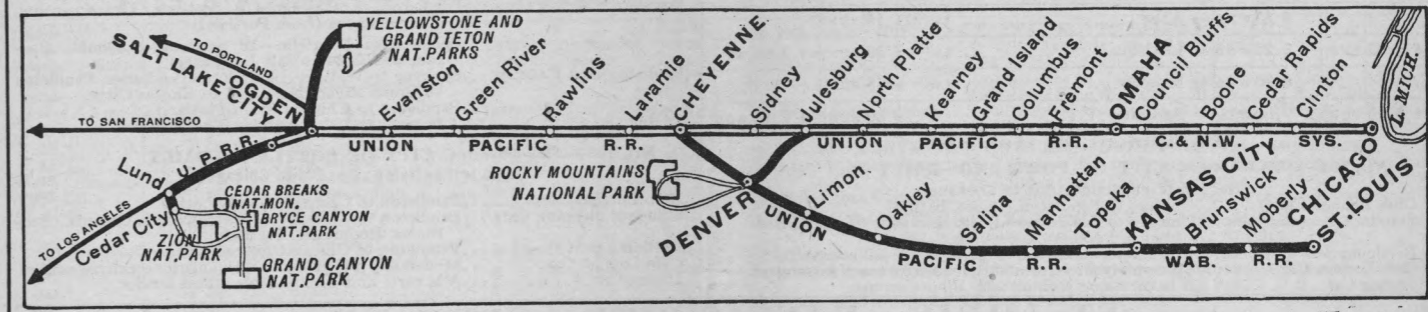
⊙ Club lounge cars are for the exclusive use of standard sleeping car passengers.  
⊠ Conditional stop; see Tables 17 or 24.  
★ Regularly assigned through cars air-conditioned.  
(f) Stops only on signal.

(C.S.T.) Central Standard time. (M.S.T.) Mountain Standard time.  
Time from 12.01 midnight to 12.00 noon shown in light face type.  
Time from 12.01 noon to 12.00 midnight shown in heavy face type.

### ST. LOUIS-KANSAS CITY-DENVER

The Kansan 39 Example	Pony Express 37 Example	Strmlner City of St. Louis 9 Example	Table H Condensed Schedules All Trains Daily	Strmlner City of St. Louis 10 Example	Pony Express 38 Example	The Kansan 40 Example
	4.00	4.00	Wabash	11.59	7.35	
	9.00	9.00	St. Louis (C.S.T.) Ar	7.00	11.59	
6.30	11.30	9.30	Lv Kansas City Union Pacific	6.45	11.15	10.30
6.37	11.38	"	" Kansas City, Kans. Lv	"	"	10.17
7.16	12.30	"	" Lawrence . . . . .	"	10.15	9.35
7.51	1.15	10.37	" Topeka . . . . .	5.27	9.46	9.05
8.20	"	"	" St. Marys . . . . .	"	"	8.32
8.34	"	"	" Wamego . . . . .	"	"	8.16
8.50	2.20	11.27	" Manhattan . . . . .	4.37	8.50	7.58
9.25	2.45	"	" Fort Riley . . . . .	"	8.15	7.37
9.45	3.15	11.55	" Junction City . . . . .	4.12	"	7.31
"	"	"	" Chapman . . . . .	"	"	"
"	"	"	" Detroit . . . . .	"	"	"
10.17	3.50	"	" Abilene . . . . .	"	7.25	6.58
"	"	"	" Solomon . . . . .	"	"	"
10.55	4.50	12.45	" Salina . . . . .	3.10	6.55	6.30
Ar . . . . .	8.00	2.49	Ar Ellis (C.S.T.) . . . . .	1.10	4.25	"
	7.30	1.58	Lv Ellis (M.S.T.) . . . . .	12.01	3.15	"
	9.20	3.08	" Oakley . . . . .	10.51	1.50	"
	12.57	5.35	" Hugo . . . . .	8.30	10.55	"
	1.18	5.55	" Limon . . . . .	8.12	10.30	"
	3.30	7.45	Ar Denver (M.S.T.) . . . . .	6.45	8.50	"

★ **NO. 38—PONY EXPRESS—DAILY**  
Standard Sleeping Cars . . . . . Denver to Kansas City—12 Sec., D.R. (from L. A.).  
Reclining Seat Coach . . . . . Denver to Kansas City (from Los Angeles).  
Dining Car . . . . . A la carte and club or table d'hote service.



### DENVER-SALT LAKE CITY

Local No. 57 Daily	Pony Express 37 Example	Strmlner City of St. Louis 9 Example	Table J Condensed Schedules All Trains Daily	Strmlner City of St. Louis 10 Example	Pony Express 38 Example	Local 52 Daily
8.15	5.30	8.10	Lv Denver (M.S.T.) . . . . .	6.20	8.00	5.15
9.20	6.22	9.03	" La Salle . . . . .	"	"	4.15
10.50	9.10	11.20	" Cheyenne . . . . .	3.10	4.15	2.45
Ar . . . . .	11.45	1.19	" Laramie . . . . .	1.11	1.55	"
	2.45	4.05	" Green River . . . . .	10.50	11.10	"
	4.50	6.09	" Evanston . . . . .	8.29	8.57	"
	6.35	7.55	Ar Ogden . . . . .	6.40	7.10	"
	8.00	9.20	Ar Salt Lake City . . . . .	5.00	5.45	"

**Equipment for Table J**

★ **NO. 37—PONY EXPRESS—DAILY**  
Club Lounge Car @ . . . . . Denver to Salt Lake City.  
Standard Sleeping Cars . . . . . Denver to Salt Lake City—12 Sections, D.R. (for L.A.).  
Denver to Salt Lake City—6 Sections, 6 Roomettes, 4 Double Bedrooms.  
Denver to Salt Lake City—10 Sec., D.R., Compt.  
Reclining Seat Coaches . . . . . Denver to Salt Lake City (for Los Angeles).  
Dining Car . . . . . A la carte and club or table d'hote service.

**Footnotes for Page 19**

⊙ Club lounge cars are for the exclusive use of standard sleeping car passengers.  
★ Regularly assigned through cars air-conditioned. ⊠ Conditional stop; see Tables 17, 24 or 30.  
(C.S.T.) Central Standard time. (M.S.T.) Mountain Standard time.  
Time from 12.01 midnight to 12.00 noon shown in light face type. (f) stops only on signal.  
Time from 12.01 noon to 12.00 midnight shown in heavy face type.

**Equipment for Table H**

★ **NO. 9—Streamliner CITY OF ST. LOUIS—DAILY**  
Wabash 9 to Kansas City; U. P. 9 to Denver

Club Lounge Car @ . . . . . St. Louis to Denver.  
Standard Sleeping Cars . . . . . St. Louis to Denver—12 Roomettes, 4 Double Bedrooms (for Los Angeles).  
Kansas City to Denver—6 Sections, 6 Roomettes, 4 Double Bedrooms.  
Reclining Seat Coaches . . . . . St. Louis to Denver (all reserved—for Los Angeles).  
St. Louis to Denver (leg rest seats—all reserved—for Los Angeles).  
Dining Car . . . . . A la carte and club or table d'hote service.

★ **NO. 37—PONY EXPRESS—DAILY**  
Standard Sleeping Cars . . . . . Kansas City to Denver—12 Sec., D.R. (for L. A.).  
(open 10.00 p.m.)  
Reclining Seat Coach . . . . . Kansas City to Denver (for Los Angeles).  
Dining Car . . . . . A la carte and club or table d'hote service.

★ **NO. 10—Streamliner CITY OF ST. LOUIS—DAILY**  
U. P. 10 to Kansas City; Wabash 10 to St. Louis.

Club Lounge Car @ . . . . . Denver to St. Louis.  
Standard Sleeping Cars . . . . . Denver to St. Louis—12 Roomettes, 4 Double Bedrooms (from Los Angeles).  
Denver to Kansas City—6 Sections, 6 Roomettes, 4 Double Bedrooms.  
Reclining Seat Coaches . . . . . Denver to St. Louis (all reserved—from Los Angeles).  
Denver to St. Louis (leg rest seats—all reserved—from Los Angeles).  
Dining Car . . . . . A la carte and club or table d'hote service.

★ **NO. 9—CITY OF ST. LOUIS—DAILY**  
Club Lounge Car @ . . . . . Denver to Salt Lake City.  
Standard Sleeping Cars . . . . . Denver to Salt Lake City—12 Roomettes, 4 Double Bedrooms (for Los Angeles).  
Reclining Seat Coaches . . . . . Denver to Salt Lake City (all reserved—for Los Angeles).  
Denver to Salt Lake City (leg rest seats—all reserved—for Los Angeles).  
Dining Car . . . . . A la carte and club or table d'hote service.

★ **NO. 10—CITY OF ST. LOUIS—DAILY**  
Club Lounge Car @ . . . . . Salt Lake City to Denver.  
Standard Sleeping Cars . . . . . Salt Lake City to Denver—12 Roomettes, 4 Double Bedrooms (from Los Angeles).  
Reclining Seat Coaches . . . . . Salt Lake City to Denver (all reserved—from Los Angeles).  
Salt Lake City to Denver (leg rest seats—all reserved—from Los Angeles).  
Dining Car . . . . . A la carte and club or table d'hote service.

★ **NO. 38—PONY EXPRESS—DAILY**  
Club Lounge Car @ . . . . . Salt Lake City to Denver.  
Standard Sleeping Cars . . . . . Salt Lake City to Denver—12 Sec., D.R. (from L.A.).  
Salt Lake City to Denver—6 Sections, 6 Roomettes, 4 Double Bedrooms.  
Salt Lake City to Denver—10 Sec., D.R. Compt.  
Reclining Seat Coaches . . . . . Salt Lake City to Denver (from Los Angeles).  
Dining Car . . . . . Ala Carte and club or table d'hote service.



### CHICAGO — OMAHA — SPOKANE

No. 105 - Bus Example	No. 23-17-62-20 Example	Table K Condensed Schedules All Trains Daily	No. 19-61-18-24 Example	Bus- No. 106 Example
5.30 SUN	8.00 SUN	Lv Chicago (C.T.) C. & N. W. Ar	8.15 WED	11.30 TUE
1.40 MON	8.20 MON	Lv Omaha (Union Pacific) Ar	7.50 TUE	3.00 TUE
5.25 "	2.15 "	Lv North Platte (C.T.) Ar	1.40 "	10.58 MON
4.30 "	1.25 "	Lv North Platte (M.T.) Ar	12.30 "	9.55 "
8.05 "	6.20 MON	Lv Cheyenne Ar	8.30 TUE	6.50 "
5.55 "	9.50 TUE	Lv Pocatello Ar	5.25 MON	8.55 "
9.40 "	3.10 "	Lv Boise Ar	12.10 "	5.00 "
11.40 "	5.55 "	Lv Huntington (M.T.) Ar	9.40 "	3.05 "
10.40 MON	5.05 "	Lv Huntington (P.T.) Ar	8.30 "	2.05 MON
3.15 TUE	10.50 "	Lv Pendleton Ar	3.15 "	9.35 SUN
8.30 TUE	11.30 TUE	Lv Pendleton Ar	2.30 "	9.00 SUN
	2.00 WED	Lv Wallula Ar	12.35 MON	
	7.40 WED	Ar Yakima Ar	8.00 SUN	
10.02 TUE	5.15 WED	Ar Walla Walla Ar	10.15 SUN	7.30 SUN
	4.23 WED	Ar Ayer Ar	11.15 SUN	
1.32 TUE	8.25 WED	Ar Lewiston Ar	7.30 SUN	3.50 SUN
	8.50 WED	Ar Moscow Ar	6.45 SUN	
3.15 TUE	7.00 WED	Ar Spokane (P.T.) Ar	9.00 SUN	2.15 SUN

**Equipment for Table K**  
 ★ NO. 105—Streamliner CITY OF PORTLAND—DAILY  
 No. 105 to Pendleton; Bus to Spokane.  
 Club Lounge Car @..... Chicago to Pendleton (Radio, bath).  
 Standard Sleeping Cars..... Chicago to Pendleton—Drawing rooms, Compts., Bedrooms, Roomettes, Sections.  
 Reclining Seat Coaches..... Chicago to Pendleton (leg rest seats—all reserved).  
 Cafe Lounge Car..... Moderately priced meals and lounge for coach passengers.  
 Dining Car..... A la carte and club or table d'hote service.

★ NO. 23-17-62-20—GOLD COAST—PORTLAND ROSE—DAILY  
 No. 23 to Green River; No. 17 to Pendleton; No. 62 to Wallula; No. 20 to Spokane.  
 Club Lounge Service @..... Chicago to Pendleton.  
 Standard Sleeping Cars..... Chicago to Pendleton—10 Sections, Drawing-room, Compartment (for Portland).  
 Pocatello to Spokane—10 Sections, 3 Double Bedrooms (No. 33 from Salt Lake City).  
 Reclining Seat Coaches..... Chicago to Pendleton (for Portland).  
 Green River to Pendleton (No. 37-17 Kansas City to Portland).  
 Pendleton to Wallula—Wallula to Spokane.  
 Dining Car..... A la carte and club or table d'hote service.

★ NO. 19-61-18-24—PORTLAND ROSE—GOLD COAST—DAILY  
 No. 19 to Wallula; No. 61 to Pendleton; No. 18 to Green River; No. 24 to Chicago  
 Club Lounge Service @..... Pendleton to Chicago.  
 Standard Sleeping Cars..... Pendleton to Chicago—10 Sections, Drawing-room, Compartment (from Portland).  
 Spokane to Pocatello—10 Sections, 3 Double Bedrooms (No. 34 to Salt Lake City).  
 Reclining Seat Coaches..... Spokane to Wallula—Wallula to Pendleton. Pendleton to Green River (No. 18-38 to Kansas City).  
 Pendleton to Chicago (from Portland).  
 Dining Car..... A la carte and club or table d'hote service.

★ NO. 106—Streamliner CITY OF PORTLAND—DAILY  
 Bus to Pendleton; No. 106 to Chicago.  
 Club Lounge Car @..... Pendleton to Chicago (Radio, bath).  
 Standard Sleeping Cars..... Pendleton to Chicago—Drawing rooms, Compts., Bedrooms, Roomettes, Sections.  
 Reclining Seat Coaches..... Pendleton to Chicago (leg rest seats—all reserved).  
 Cafe Lounge Car..... Moderately priced meals and lounge for coach passengers.  
 Dining Car..... A la carte and club or table d'hote service.

### ST. LOUIS — KANSAS CITY — SPOKANE

No. 37-17-62-20 Example	Table L Condensed Schedules All Trains Daily	No. 19-61-18-38 Example
4.00 SUN	Lv St. Louis (C.T.) Wabash Ar	7.35 WED
9.00 "	Ar Kansas City Ar	11.59 TUE
11.30 SUN	Lv Kansas City (Union Pacific) Ar	11.15 "
5.35 MON	Lv Denver (M.T.) Ar	8.10 TUE
9.50 TUE	Lv Pocatello Ar	5.25 MON
10.50 "	Ar Pendleton (P.T.) Ar	3.15 "
11.30 TUE	Lv Pendleton Ar	2.30 "
12.50 WED	Lv Umatilla Ar	1.20 "
2.00 WED	Ar Wallula Ar	12.35 MON
7.40 WED	Ar Yakima Ar	8.00 SUN
5.15 "	Ar Walla Walla Ar	10.15 "
3.05 "	Lv Wallula Ar	12.20 MON
4.23 "	Ar Ayer Ar	11.15 SUN
8.25 "	Ar Lewiston Ar	7.30 "
8.50 "	Ar Moscow Ar	6.45 "
4.23 "	Lv Ayer Ar	11.15 "
6.32 "	Lv Cheney Ar	9.25 "
7.00 WED	Ar Spokane (P.T.) Ar	9.00 SUN

**Footnotes for Page 20**  
 @ Club lounge cars are for the exclusive use of standard sleeping car passengers.  
 The City of Portland has a lounge car for coach passengers.  
 ★ Regularly assigned through cars air-conditioned.  
 ♦ Via Overland Greyhound Bus north of Pendleton.  
 (C.T.) Central time. (M.T.) Mountain time. (P.T.) Pacific time.  
 Time from 12.01 midnight to 12.00 noon shown in light face type.  
 Time from 12.01 noon to 12.00 midnight shown in heavy face type.

**Equipment for Table L**  
 ★ NO. 37-17-62-20—PONY EXPRESS—PORTLAND ROSE—DAILY  
 No. 37 to Denver; No. 17 to Pendleton; No. 62 to Wallula; No. 20 to Spokane.  
 Club Lounge Car @..... Denver to Pendleton.  
 Standard Sleeping Cars..... Kansas City to Pendleton—10 Sections, 1 Drawing-room, 2 Compartments (open 10:00 p.m.) (for Portland).  
 Denver to Pendleton—6 Sections, 6 Roomettes, 4 Double Bedrooms (for Portland).  
 Pocatello to Spokane—10 Sections, 3 Double Bedrooms (No. 33 from Salt Lake City).  
 Reclining Seat Coaches..... Kansas City to Pendleton.  
 Pendleton to Wallula; Wallula to Spokane.  
 Dining Car..... A la carte and club or table d'hote service.

★ NO. 19-61-18-38—PORTLAND ROSE—PONY EXPRESS—DAILY  
 No. 19 to Wallula; No. 61 to Pendleton; No. 18 to Denver; No. 38 to Kansas City.  
 Club Lounge Car @..... Pendleton to Denver.  
 Standard Sleeping Cars..... Spokane to Pocatello—10 Sections, 3 Double Bedrooms (No. 34 to Salt Lake City).  
 Pendleton to Denver—6 Sections, 6 Roomettes, 4 Double Bedrooms (from Portland).  
 Pendleton to Kansas City—10 Sections, 1 Drawing-room, 2 Compartments (from Portland).  
 Reclining Seat Coaches..... Spokane to Wallula; Wallula to Pendleton.  
 Pendleton to Kansas City (From Portland).  
 Dining Car..... A la carte and club or table d'hote service.

### CHICAGO — ST. LOUIS — KANSAS CITY — WEST YELLOWSTONE — VICTOR

City of St. Louis Yellowstone Special 9-11-35-47	San Fran. Overland Yel. Special No.27-11-35-47 Example	Table O Summer Season All Trains Daily	Yel. Special San Fran. Overland No.48-36-12-28 Example	Yellowstone Special City of St. Louis 48-36-12-10
12.40 MON	3.30 SUN	Lv Chicago (C.S.T.) C. & N. W. Ar	12.30 TUE	
12.55 MON	12.40 MON	Lv Omaha Ar	3.15 "	
9.60 MON	12.55 MON	Lv Omaha (Union Pacific) Ar	2.50 TUE	
	9.60 MON	Lv Cheyenne (M.S.T.) Ar	4.50 MON	
4.00 SUN		Lv St. Louis (C.S.T.) (Wab.) Ar		11.59 TUE
9.00 "		Lv Kansas City Ar		7.00 "
9.30 SUN		Lv Kansas City Ar		6.45 TUE
7.45 MON		Lv Denver (M.S.T.) Ar		6.45 MON
3.10 "		Lv Denver Ar		6.20 "
Via Boie		Ar Cheyenne Ar		Via Boie
Via Boie	10.00 MON	Lv Cheyenne (M.S.T.) Ar	4.35 MON	Via Boie
3.35 MON	4.20 "	Lv Green River Ar	10.15 "	10.50 MON
4.30 "	4.30 "	Lv Green River Ar	9.50 "	9.50 "
9.45 MON	9.45 MON	Lv Pocatello Ar	4.10 "	4.10 "
1.45 TUE	1.45 TUE	Lv Pocatello Ar	1.35 "	1.35 "
2.30 "	2.30 "	Lv Blackfoot Ar	12.50 "	12.50 MON
3.30 "	3.30 "	Lv Idaho Falls Ar	12.05 MON	12.05 MON
5.10 TUE	5.10 TUE	Ar Ashton Ar	10.10 SUN	10.10 SUN
5.20 TUE	5.20 TUE	Lv Ashton Ar	9.55 SUN	9.55 SUN
7.00 TUE	7.00 TUE	Lv Victor Ar	8.15 SUN	8.15 SUN
7.30 TUE	7.30 TUE	Ar W. Yellowstone (M.S.T.) Ar	7.30 SUN	7.30 SUN

★ 27-11-35-47 SAN FRAN. OVERLAND—YELSTONE SPECIAL—DAILY  
 C. & N. W. No. 27 to Omaha; No. 27 to Green River; No. 11 to Pocatello; No. 35 to Ashton and West Yellowstone; No. 47 to Ashton and Victor  
 Club Lounge Service..... Chicago to West Yellowstone.  
 Standard Sleeping Car..... Chicago to West Yellowstone—10 Sec., D.R., Compts.  
 Reclining Seat Coaches..... Chicago to Green River (reserved); Green River to Pocatello; Pocatello to West Yellowstone and Victor.  
 Dining Car..... A la carte and club or table d'hote service.

★ 9-11-35-47 CITY OF ST. LOUIS—YELLOWSTONE SPECIAL—DAILY  
 Wabash 9 St. Louis to Kansas City; No. 9 to Green River; No. 11 to Pocatello; No. 35 to Ashton and West Yellowstone; 47 to Ashton and Victor  
 Club Lounge Service..... St. Louis to West Yellowstone.  
 Standard Sleeping Car..... St. Louis to West Yellowstone—Sections and Bedrooms (requires car to car change after leaving Green River).  
 Reclining Seat Coaches..... St. Louis to Pocatello (leg rest seats—all reserved); Pocatello to West Yellowstone and Victor (not reserved).  
 Dining Car..... A la carte and club or table d'hote service.

★ 48-36-12-28 YELSTONE SPECIAL—SAN FRAN. OVERLAND—DAILY  
 No. 48 Victor to Ashton; No. 35 West Yellowstone and Ashton to Pocatello; No. 12 to Green River; No. 28 to Chicago; C. & N. W. east of Omaha  
 Club Lounge Service..... West Yellowstone to Chicago.  
 Standard Sleeping Car..... West Yellowstone to Chicago—10 Sec., D. R., Compts.  
 Reclining Seat Coaches..... Victor and West Yellowstone to Pocatello; Pocatello to Green River (reserved); Green River to Chicago (reserved).  
 Dining Car..... A la carte and club or table d'hote service.

★ No. 48-36-12-10 YELSTONE SPECIAL—CITY OF ST. LOUIS—DAILY  
 No. 48 to Ashton; No. 36 West Yellowstone and Ashton to Pocatello; No. 12 Pocatello to Green River; No. 10 to St. Louis; Wabash east of Kansas City.  
 Club Lounge Service..... West Yellowstone to St. Louis.  
 Standard Sleeping Car..... West Yellowstone to St. Louis—Sections and Bedrooms (requires car to car change after leaving Pocatello).  
 Reclining Seat Coaches..... Victor and West Yellowstone to Pocatello (not reserved); Pocatello to St. Louis (leg rest seats—all reserved).  
 Dining Car..... A la carte and club or table d'hote service.

### LOS ANGELES — SALT LAKE CITY — WEST YELLOWSTONE — BUTTE

Yellowstone Special 38-29-35-47 Example	Northwest Special 33 Example	Table R Condensed Schedules All Trains Daily	Butte Special 30-37 Example	Northwest Special 34-9 Example	Yellowstone Special 48-36-30-37 Example
7.30 SU		Lv Los Angeles (P.S.T.) Ar	6.00 TU	3.00 MO	6.00 TU
7.50 "		Ar East Los Angeles Ar	5.25 "	2.30 "	5.25 "
9.15 "		Ar Riverside Ar	3.40 "	1.25 "	3.40 "
9.45 "		Ar San Bernardino Ar	3.10 "	1.00 "	3.10 "
9.55 "		Lv San Bernardino Ar	3.00 "	12.55 "	3.00 "
12.10 MO		Ar Barstow Ar	12.50 TU	10.53 "	12.50 TU
5.10 "		Ar Las Vegas Ar	8.15 MO	7.10 "	8.15 MO
5.40 "		Lv Las Vegas Ar	7.45 "	6.55 "	7.45 "
8.40 "		Lv Caliente (P.S.T.) Ar	4.20 "	4.00 "	4.20 "
11.50 "		Lv Lund (M.S.T.) Ar	3.15 "	2.40 "	3.15 "
12.30 "		Ar Milford Ar	2.35 "	1.55 "	2.35 "
12.40 "		Lv Milford Ar	2.20 "	1.45 "	2.20 "
2.30 "		Ar Lyndyl Ar	12.20 "		12.20 "
2.30 "		Lv Lyndyl Ar	12.20 "		12.20 "
5.15 "		Ar Salt Lake City Ar	9.20 "	10.10 "	9.20 "
8.00 "	11.30 SU	Lv Salt Lake City Ar	7.50 "	10.00 "	7.50 "
8.50 "	12.25 MO	Ar Ogden Ar	6.55 "	9.10 "	6.55 "
9.20 MO	12.55 "	Lv Ogden Ar	6.35 "	8.50 "	6.35 "
12.45 TU	4.25 "	Lv Pocatello Ar	3.25 "	5.35 "	3.25 "
1.45 "	5.15 "	Lv Pocatello Ar	2.55 "	4.45 "	1.35 "
2.30 "	6.08 "	Lv Blackfoot Ar	1.53 "	4.00 "	12.50 "
3.15 TU	7.00 MO	Ar Idaho Falls Ar	1.15 MO	3.15 "	12.05 MO
3.30 TU	7.20 MO	Lv Idaho Falls Ar		2.50 SU	11.45 SU
4.30 "	8.25 "	Ar St. Anthony Ar		1.38 "	10.34 "
5.10 TU	8.55 MO	Ar Ashton Ar		1.15 SU	10.10 SU
5.20 TU	9.00 MO	Lv Ashton Ar		1.10 SU	9.55 SU
7.00 TU	10.40 MO	Ar Victor Ar		11.30 SU	8.15 SU
7.30 TU		Ar West Yellowstone Ar			7.30 SU
		Lv Idaho Falls Ar	1.15 MO		
		Lv Dubois Ar	12.01 MO		
		Lv Spencer Ar	11.37 SU		
		Ar Lima Ar	10.45 "		
		Lv Lima Ar	10.35 "		
		Lv Armstead Ar	9.55 "		
		Lv Dillon Ar	9.18 "		
		Lv Melrose Ar	8.22 "		
		Ar Silver Bow Ar	7.20 "		
		Ar Butte (M.S.T.) Ar	7.00 SU		

★ NO. 38-29—PONY EXPRESS—BUTTE SPECIAL—DAILY  
 No. 38 to Salt Lake City; No. 29 to Butte.  
 Club Lounge Car @..... Los Angeles to Butte.  
 Standard Sleeping Cars..... Los Angeles to Butte—10 Roomettes, 6 Double Bdrms. Salt Lake City to Butte—10 Sec., 1 D.R., 1 Compt.  
 Reclining Seat Coaches..... Los Angeles to Salt Lake City; Salt Lake City to Butte.  
 Dining Car..... Las Vegas to Salt Lake City; Salt Lake City to Butte.

★ NO. 33—NORTHWEST SPECIAL—DAILY—Salt Lake City to Ashton.  
 Standard Sleeping Cars..... Salt Lake City to Pocatello—10 Sections, 3 Double Bedrooms (Nos. 17-62-20 to Spokane—open 9:30 p.m.).  
 Reclining Seat Coaches..... Salt Lake to Ashton (breakfast service at Pocatello).

★ NO. 30-37—BUTTE SPECIAL—PONY EXPRESS—DAILY  
 No. 30 to Salt Lake City; No. 37 to Los Angeles.  
 Club Lounge Car @..... Butte to Los Angeles.  
 Standard Sleeping Cars..... Butte to Los Angeles—10 Roomettes, 6 Double Bdrms. Butte to Salt Lake City—10 Sec., 1 D.R., 1 Compt.  
 Reclining Seat Coaches..... Butte to Salt Lake City.  
 Salt Lake City to Los Angeles.  
 Dining Car..... Butte to Pocatello; Salt Lake City to Las Vegas.

★ NO. 34-9—NORTHWEST SPECIAL—DAILY  
 No. 34 to Salt Lake City; No. 9 to Los Angeles.  
 Standard Sleeping Cars..... Pocatello to Salt Lake City—10 Sections, 3 Double Bedrooms (Nos. 19-61-18 from Spokane).  
 Salt Lake City to Los Angeles—Bedrooms, Roomettes, Sections.  
 Reclining Seat Coaches..... Ashton to Salt Lake City.  
 Salt Lake City to Los Angeles.  
 Dining Car..... Pocatello to Ogden; Salt Lake City to Las Vegas.

**Footnotes for Page 21**  
 @ Club and lounge cars are for the exclusive use of standard sleeping car passengers.  
 ★ Regularly assigned through cars air-conditioned.  
 (f) Stops only on signal. @ First car leaves Chicago June 16; West Yellowstone June 18.  
 \* Operates only during Yellowstone Park season, June 18 through September 8.  
 (C.S.T.) Central standard time. (M.S.T.) Mountain standard time. (P.S.T.) Pacific standard time.  
 Time from 12.01 midnight to 12.00 noon shown in light face type.  
 Time from 12.01 noon to 12.00 midnight shown in heavy face type.

**Summer Season Service**  
 ★ NO. 38-29-35-47—PONY EXPRESS—YELSTONE SPECIAL—DAILY  
 No. 38 to Salt Lake City; No. 29 to Pocatello; No. 35 Pocatello to Ashton and West Yellowstone; No. 47 Ashton to Victor.  
 Club Lounge Service @..... Los Angeles to West Yellowstone.  
 Standard Sleeping Cars..... Salt Lake to West Yellowstone—6 Compts., 3 D.R. Salt Lake City to West Yellowstone—14 Sections. Salt Lake City to Victor—8 Sec., 1 D.R., 2 Compts. Pocatello to West Yellowstone—10 Sections, 1 Drawing-room, 2 Compts. (open 9:30 p.m.).  
 Reclining Seat Coaches..... Los Angeles to Salt Lake City. Salt Lake City to Victor (No. 31 to Pocatello). Salt Lake City to West Yellowstone.  
 Dining Car..... East of Las Vegas—a la carte and club or table d'hote.

★ NO. 48-36-30-37—YELSTONE SPECIAL—PONY EXPRESS—DAILY  
 No. 48 Victor to Ashton; No. 36 W. Yellowstone and Ashton to Pocatello; No. 30 to Salt Lake City; No. 37 to Los Angeles.  
 Club Lounge Service @..... West Yellowstone to Los Angeles.  
 Standard Sleeping Cars..... West Yellowstone to Salt Lake City—14 Sections. West Yellowstone to Pocatello—10 Sec., D.R., Compts. (occupancy until 8:00 a.m.—breakfast service).  
 Victor to Salt Lake City—8 Sec., 1 D.R., 2 Compts.  
 Reclining Seat Coaches..... West Yellowstone to Salt Lake City. Victor to Salt Lake City (No. 32 South of Pocatello). Salt Lake City to Los Angeles.  
 Dining Car..... Salt Lake City to Las Vegas.

SALT LAKE CITY — BOISE — PENDLETON — SPOKANE

Table T Condensed Schedules All Trains Daily. Includes routes for Salt Lake City (M.S.T.), Ogdenville, Pocatello, Sun Valley, and Shoshone.

Equipment for Table T. \* NO. 33-17-62-20—NORTHWEST SPECIAL—PORTLAND ROSE—DAILY. No. 33 to Pocatello; No. 17 to Pendleton; No. 62 to Wallula; No. 20 to Spokane.

LOS ANGELES — SALT LAKE CITY — SUN VALLEY

Table V Condensed Schedules All Trains Daily. Includes routes for Los Angeles (P.S.T.), East Los Angeles, Las Vegas (PT), Salt Lake City (MST), and Pocatello.

Equipment for Table V. \* NO. 38-33-17-S. V. BUS—PONY EXPRESS—NORTHWEST SPECIAL—PORTLAND ROSE—SUN VALLEY BUS—DAILY. No. 38 to Salt Lake City; No. 33 to Pocatello; No. 17 to Shoshone; Bus to Sun Valley.

NOTE—For Chicago and St. Louis—Sun Valley Service see Table C, pages 12 and 13, and Table F, page 17.

SALT LAKE CITY — BOISE — PORTLAND — SEATTLE

Table U Condensed Schedules All Trains Daily. Includes routes for Salt Lake City (M.S.T.), Ogdenville, Pocatello, Sun Valley, Shoshone, and Huntington (M.S.T.).

Equipment for Table U. \* NO. 31-11-459—IDAHOAN—DAILY. No. 31 to Pocatello; No. 11 to Portland; No. 459 to Seattle.

\* NO. 33-17-457—NORTHWEST SPECIAL—PORTLAND ROSE—DAILY. No. 33 to Pocatello; No. 17 to Portland; No. 457 to Seattle.

\* NO. 458-18-34—PORTLAND ROSE—NORTHWEST SPECIAL—DAILY. No. 458 to Portland; No. 18 to Pocatello; No. 34 to Salt Lake City.

\* NO. 402-12-32—IDAHOAN—DAILY. No. 402 to Portland; No. 12 to Pocatello; No. 32 to Salt Lake City.

Footnotes for Page 22. \* Club and lounge cars are for the exclusive use of standard sleeping car passengers.

Table W All Trains Daily—(Pacific Standard Time). Includes routes for Portland, Hood River, The Dalles, Arlington, Umatilla, Wallula, Walla Walla, Yakima, and Lewiston.

Equipment for Table W. \* NO. 20—SPOKANE—DAILY. Standard Sleeping Cars... Portland to Spokane—8 Sections, Buffet Lounge.

Spokane, San Francisco and Los Angeles

Table X All Trains Daily (Pacific Standard Time). Includes routes for Spokane (UP), Wallula, Portland, Sacramento, and Los Angeles.

Seattle, San Francisco and Los Angeles

Table Y All Trains Daily (Pacific Standard Time). Includes routes for Seattle, Tacoma, Portland, Sacramento, and Los Angeles.

PORTLAND, TACOMA AND SEATTLE

Table Z All Trains Daily. Includes routes for Portland, Vancouver Wash., Kelso-Longview, Chehalis, Centralia, Tacoma, and Seattle.

Equipment for Tables Y and Z. \* NO. 457—DAILY Streamliner. Astra Dome Obs.-Lounge @Portland to Seattle.

\* NO. 401—DAILY. Standard Sleeping Cars... Portland to Seattle—10 Sec., D. R., Compt. (2 cars).

\* Arrives, departs Seattle Union Depot. \* Regularly assigned through cars air-conditioned. (K) Conditional stop; consult agent.

Chicago and Omaha to Colorado, Utah, California and Pacific Northwest

Table No. 1 The Overland Route Read Down. WESTBOUND—Read Down. Columns include City of Origin, City of Destination, and various fare rates (e.g., 6.00, 8.14, 9.25).

For equipment, see pages 6 to 23, inclusive. For explanation of reference marks, see page 25.

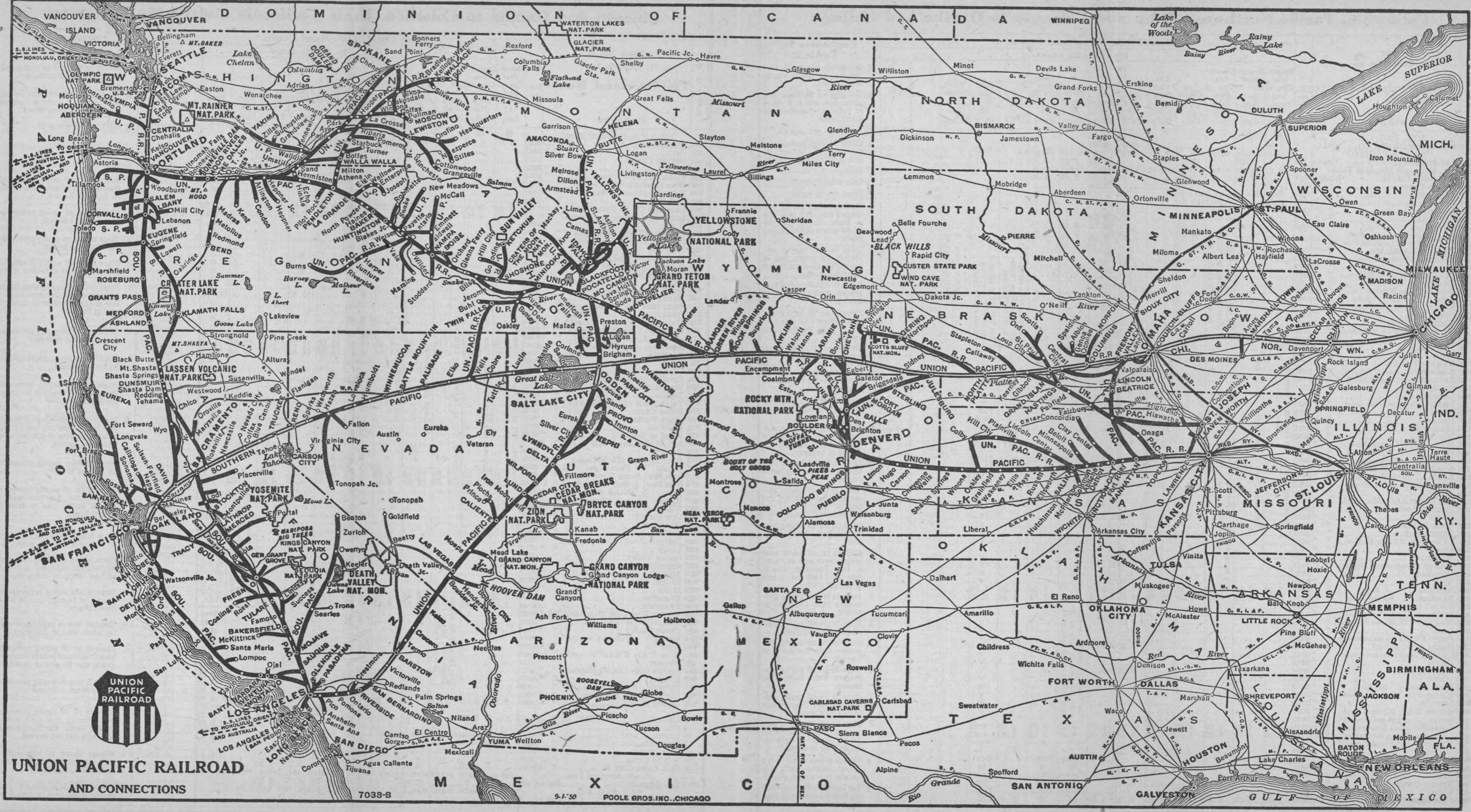
Chicago and Omaha to Colorado, Utah, California and Pacific Northwest

Table No. 1 (Continued) The Overland Route Read Down. WESTBOUND—Read Down. Columns include City of Origin, City of Destination, and various fare rates (e.g., 8.20, 8.35, 8.05).

For equipment, see pages 6 to 23, inclusive.

FOOTNOTES FOR TABLE 1

- Carries only a coach for passengers; no dining car or sleeping cars. See page 42 for motor bus connections with U. P. trains at Fremont, Columbus and Grand Island. Extra fare—see page 24. Daily except Sunday. Stops only on signal. Stops to let off paying passengers from east of Cheyenne; also to take for Ogden and beyond. Stops to let off paying passengers from Denver and east. Stops to take on paying passengers for Oakland or beyond. Stops to let off paying passengers from points east of Council Bluffs. Stops to let off paying sleeping car passengers from Denver or beyond; also to take for west of Ogden or west of Pocatello. Stops to take on paying passengers for Los Angeles or beyond. Stops to take paying passengers for Ogden and beyond. Stops to take paying passengers for north of Granger, or for Ogden and beyond. Stops to let off sleeping car passengers from Omaha and beyond; also to take for north of Granger or for Ogden and beyond. Stops to take paying passengers for north of Granger. Stops to let off paying passengers who boarded this train east of Council Bluffs; also to take for west of Ogden. Stops to take on paying passengers for Salt Lake City or beyond. Stops to take on paying passengers for Pocatello or beyond; also to let off from Cheyenne or beyond. Stops to take paying passengers for Omaha or beyond; also to let off from Chicago. Stops to take on paying passengers for points west of Julesburg. Stops to let off paying passengers from Omaha and Denver or beyond; also to take for west of Ogden. Stops to take on paying passengers for Pendleton or beyond. Stops to let off paying passengers who boarded this train east of Council Bluffs; also to take on for Salt Lake City and beyond. Mileage shown on mile posts is from Council Bluffs. See General Information, page 2. See table No. 53 for connecting train service to and from St. Joseph, Mo.



**UNION PACIFIC RAILROAD**  
AND CONNECTIONS

7038-B

9-1-50

POOLE BROS. INC., CHICAGO

California, Pacific Northwest, Utah and Colorado to Omaha and Chicago

Table No. 2 The Overland Route EASTBOUND—Read Down From Pacific Coast. Includes routes from San Francisco, Los Angeles, Salt Lake City, Ogden, and other stations to Omaha and Chicago.

Footnotes for Table 2

Carries only coaches for passengers; no dining car or sleeping car. See page 42 for motor bus connections with U. P. trains at Fremont, Columbus and Grand Island. Extra fare—see page 29. C&NW 14, local from Omaha to Chicago, carries no thru cars from Union Pacific. Daily. Daily except Sunday. Stops only on signal. Stops to let off paying passengers from Salt Lake City or south; also take for C&NW points east of Council Bluffs. Stops to take paying passengers for points east of Council Bluffs where trains scheduled to stop. Stops to let off paying passengers from Oakland or beyond. Stops to let off paying passengers from West of Ogden; also to take for Omaha or beyond. Stops to let off paying sleeping car passengers from west of Ogden or west of Pocatello; also to take paying passengers for Denver or beyond. Stops to let off paying passengers from Salt Lake City or beyond. Stops to let off paying passengers from Cheyenne or beyond; also to take for Omaha or beyond. Stops to let off paying passengers from Los Angeles or beyond. Stops to let off paying passengers from Pocatello and beyond; also to take for Cheyenne and beyond. Stops to let off paying passengers from Ogden or beyond. Stops to let off paying passengers from west of Ogden or from Pocatello; also to take for C&NW points east of Council Bluffs. Stops to let off paying passengers from Cheyenne or beyond. Stops to let off paying passengers from Granger or beyond. Stops to let off paying passengers from Pendleton or beyond. Stops to let off paying passengers from Ogden or beyond; also to take for Green River or beyond. Mileage shown on mile posts is from Council Bluffs. See General Information, page 2. See Table No. 53 for connecting train service to and from St. Joseph, Mo.

California, Pacific Northwest, Utah and Colorado to Omaha and Chicago

Table No. 2 (Continued) The Overland Route EASTBOUND—Read Down From Pacific Coast, From Colo., Local. Includes routes from Cheyenne, Durham, Burns, Ogden, and other stations to Omaha and Chicago.

Extra Fare Trains. Limited handling of baggage. Extra fare tickets will not be sold on the "City of Los Angeles" and the "City of San Francisco" unless space has been reserved; and each person, including children of any age, who is to occupy space to the exclusion of other passengers, must hold such space assignment before he will be permitted to board train. Reduced fare tickets for Clergy, Charity, etc., are not honored on these trains. During Summer Season, Nos. 85 and 86 operate with through sleeping cars and coaches between Chicago and Denver.

NOTE: There is bus line connection at Kimball, to and from Harrisburg, Gering and Scottsbluff, Neb.

The RAILROAD HOUR Hear It On NBC Network Every Monday Night Famous Musical Shows —Great Stars of Stage and Screen with Gordon MacRae Presented by American Railroads

Between Chicago, Omaha, Denver, Ogden, Salt Lake City and Los Angeles

Table No. 3 The Overland Route. WESTBOUND—Read Down and EASTBOUND—Read Up. Includes station names like Chicago, Omaha, St. Paul, Omaha, St. Louis, Kansas City, Denver, Cheyenne, Salt Lake City, Ogden, and Los Angeles. Includes footnotes for Table 3.

The Seasoned Traveler Goes by Train

For equipment, see pages 6 to 23, inclusive.

Between Chicago, Omaha, Denver, Ogden, Salt Lake City and Los Angeles

Table No. 3 (Continued) The Overland Route Pacific Standard Time. WESTBOUND—Read Down and EASTBOUND—Read Up. Includes station names like Basin, Afton, Harvard, Yermo, Daggett, Barstow, Hodge, Oro Grande, Victorville, Hesperia, Summit, Cajon, Keenbrook, San Bernardino, Colton, Highgrove, Riverside, Mira Loma, Collins, Ontario, Pomona, Walnut, Hillgrove, Pico, Montebello, E. Los Angeles, Los Angeles, Alhambra, Pasadena, Glendale, Anaheim, Long Beach, San Pedro.

Footnotes for Tables 3 to 10, Inclusive. † Daily except Sunday. ‡ Daily except Saturday. • Meal stop. † Daily except Sundays and holidays. ○ Motor bus connections at East Los Angeles with east-bound main line trains. Buses on call only, and advance notice to U. P. ticket agent is necessary. ▲ Daily motor coach service of the Union Pacific Stage Co., shown in tables 7, 8 and 9, is operated over public highways. Rail tickets are honored on these motor coaches. (B) Stops to take on or let off passengers. ■ Trains 309 and 310 operate only during summer season. ♦ Motor bus connections with main line trains at East Los Angeles. ■ Union Pacific Stages Motor Buses operated over public highways. See also section of General Information, page 2, for optional rail-motor bus ticketing arrangement.

See tables 7, 8 and 9 on this page, for more complete motor bus schedules to and from East Los Angeles.

Salt Lake City — Provo — Lyndyl. Table No. 4 Mountain Standard Time. Includes station names like Salt Lake City, Murray, Draper, Mount, Lehi, American Fork, Pleasant Grove, Geneva, Provo, Springville, Spanish Fork, Payson, Santaquin, Starr, Nephi, Sharp, Mills, Lyndyl.

East Los Angeles — Pasadena — Glendale. Table No. 7 Pacific Time. Includes station names like East Los Angeles, Alhambra City, Pasadena Depot, Glendale City, Glendale Depot.

East Los Angeles — Long Beach — San Pedro. Table No. 8 Pacific Time. Includes station names like East Los Angeles, Bell (Maywood), Paramount, Lakewood, Long Beach City, San Pedro.

Salt Lake City — Smelter. Table No. 5 Mountain Time. Includes station names like Salt Lake UP Depot, 4th So. & 2nd West, 8th So. & 2nd West, 8th So. & 8th West, Poplar Grove, Smelter.

East Los Angeles — Whittier — Anaheim. Table No. 9 Pacific Time. Includes station names like East Los Angeles, Whittier, La Habra, Fullerton, Anaheim.

Milford — Lund — Cedar City. Table No. 12 Mount. Time. Includes station names like Milford, Lund, Cedar City.

Las Vegas — Boulder City — Hoover Dam. Table No. 10 Pacific Time. Includes station names like Las Vegas, Henderson (Rovson), Boulder City, Hoover Dam.

For equipment, see pages 6 to 23 inclusive.

For explanation of reference marks in table 3, see page 30.

Between Chicago, Omaha, Denver, Ogden and San Francisco

Table No. 14 The Overland Route. WESTBOUND—Read Down and EASTBOUND—Read Up. Includes routes for C. & N.W., UNION PACIFIC, and SOUTHERN PACIFIC.

Footnotes for Page 32

- (f) Stops only on signal.
Via Borie Cut-off; not via Cheyenne.
A See tables 24 and 30 for service between St. Louis, Kansas City, Denver and Cheyenne.
B Stops to let off paying passengers from Ogden and beyond; also to take for Reno and beyond.
D Stops to let off paying passengers from Reno and beyond; also to take for Ogden and beyond.
E Stops to let off paying passengers from Ogden or beyond; also to take for Sacramento or beyond.
H Stops to take paying passengers for Ogden and beyond.
K Stops to let off paying passengers from Ogden or beyond.
M Stops to take paying passengers for Ogden or beyond; also to let off from Sacramento or beyond.
See table 31 for service between Ogden and Salt Lake City.
Leaves and arrives from Market Street station.
Leaves and arrives from Third Street station.
(C.S.T.) Central standard time.
(M.S.T.) Mountain standard time.
(P.S.T.) Pacific standard time.

Mileage shown on mile posts is from Council Bluffs. See General Information, page 2.

Rail—Auto Travel Plan

Ask your Ticket Agent for information and about arrangements. You can...

RENT A NEW CAR

at your train destination.

This plan makes it easy for you to have a car ready for your convenience when you reach the end of your train journey.

DRIV-UR-SELF RENTAL STATIONS

are located in many cities in the United States and Canada.

Ask your Railroad Ticket Agent about the plan.

San Francisco, Sacramento and Los Angeles (Via Southern Pacific)

Table No. 15 and Table No. 16. Via Valley Line and Via Coast Line. Includes routes for San Francisco, Sacramento, and Los Angeles.

For equipment, see pages 6 to 23, inclusive.

Between Chicago, Omaha and Denver

Table No. 17 The Overland Route. All Trains Daily. WESTBOUND—Read Down and EASTBOUND—Read Up. Includes routes for UNION PACIFIC and CENTRAL STANDARD TIME.

Denver—La Salle—Ft. Collins

Table No. 18. Daily. (Mountain Standard Time). Includes routes for Denver, La Salle, and Ft. Collins.

Footnotes for Page 33

- \* Daily (f) Stops only on signal.
Mixed passenger train.
C & NW No. 14, local from Omaha to Chicago, carries no through cars from Union Pacific.
Stops to let off paying passengers from Cheyenne or beyond.
Regular bus service only during Park summer season.
Stops to let off paying passengers from stations in Colorado.
Yellow Cab Co., between La Salle and Greeley meets all trains. Arrange in advance with La Salle agent.
Stops to take paying passengers for points east of Julesburg.
Stops to let off paying passengers from Denver; also to take for Chicago.
Stops to take on paying passengers for points west of Julesburg.
Stops to let off paying passengers from points east of La Salle.

Mileage shown on mile posts is from Council Bluffs. For explanation see page 2. Time from 12:01 midnight to 12:00 noon is in light face type.

Time from 12:01 noon to 12:00 midnight shown in heavy face type.

Where no time shown, trains do not stop, except as indicated by reference marks

WRITE NOW FOR YOUR 1951 SUMMER TOUR BOOK

Our SUMMER TOURS book, beautifully illustrated in color, contains fascinating day-by-day stories of tours to many of our great western vacation lands: Yellowstone — Grand Teton — Zion — Bryce Canyon — Grand Canyon — Rocky Mountain — Yosemite National Parks; Colorado — Jackson Hole — Utah — Hoover Dam — Las Vegas — Tijuana, Old Mexico.

In describing these personally escorted, money-saving tours, this book tells you what you see and do and how you get the most for your vacation dollars. Write today for a free copy of SUMMER TOURS. Use the coupon.

UP-C & NW Department of Tours

I. D. Kessler, Manager
UP-C&NW Dept. of Tours
148 S. Clark St., Chicago 3, Ill.

Please send me a copy of "SUMMER TOURS"

Name
Address
City Zone
State

For equipment, see page 18.

Between Chicago, Omaha and Spokane, Portland, Tacoma and Seattle

Table No. 20 The Overland Route. Includes columns for WESTBOUND-Read Down and EASTBOUND-Read Up with various train routes and schedules.

Footnotes for Pages 34 and 35. Motor bus. This service is provided for passengers arriving or departing Shoshone and holding through rail tickets...

Between Chicago, Omaha and Spokane, Portland, Tacoma and Seattle

Table No. 20 (Continued) The Overland Route. Includes columns for WESTBOUND-Read Down and EASTBOUND-Read Up with various train routes and schedules.

Footnotes for Pages 34 and 35 (Continued from page 34). Stops to let off paying passengers from Seattle; also to take for south of Tacoma.

Between Portland, Tacoma and Seattle

Table No. 20 Continued Pacific Standard Time. Includes columns for various train routes and schedules between Portland, Tacoma, and Seattle.

Portland-Chehalis-Hoquiam and Portland-Seattle-Tacoma-Olympia. Includes Table No. 21 and Table No. 22 with schedules for these routes.

For equipment, see pages 6 to 23, inclusive.

For equipment, see pages 6 to 23, inclusive.

For explanation of reference marks, see page 34.

Between St. Louis, Kansas City, Topeka, Salina and Denver

Table No. 24 The Overland Route (Central Standard Time) and Table No. 25 Kansas City - Junction City - Concordia (Central Time). Includes routes for Westbound and Eastbound with various train types and times.

Between Denver, Cheyenne and Salt Lake City

Table No. 30 The Overland Route (Mountain Standard Time) and Table No. 26 Kansas City - Salina - Solomon - Beloit (Central Time). Includes routes for Westbound and Eastbound with various train types and times.

Distance between Denver and Salt Lake City via Borie is 613 miles; via Cheyenne is 625 miles.

Between Ogden and Salt Lake City

Table No. 31 (Mountain Time) showing routes between Ogden and Salt Lake City with various train types and times.

Table No. 32 Ogden - Echo - Coalville - Park City (Mountain Time) and Table No. 33 Laramie - Coalmont (Mountain Time) via L. N. P. & W. R. R. Co.

Table No. 34 Saratoga & Encampment Valley R. R. Co. (Mountain Time) showing routes between Saratoga and Encampment.

Footnotes for Pages 36 and 37

NOTE - See table 20 for detail schedules to Pacific Northwest. NOTE - See table 14 for detail schedules to San Francisco. NOTE - See table 3 for detail schedules to Los Angeles. NOTE - See table 3 for detail schedules to Denver and beyond.

Between Salt Lake City, Ogden, Pocatello, West Yellowstone and Butte

Table No. 36 The Overland Route. Table No. 37 Cache Junction - Logan - Preston. Table No. 38 Ogden - Brigham - Malad. Table No. 39 Salt Lake - Idaho Falls - W. Yellowstone (Summer Season). Table No. 40 Salt Lake - Idaho Falls - Ashton - Victor.

Footnotes for Page 38

\* Daily. (f) Stops only on signal. † Daily except Sunday. A Stops to let off paying passengers from beyond Pocatello. B Stops to take on or let off paying passengers. D Stops to take on paying passengers for beyond Pocatello.

For equipment, see pages 21 and 22.

Union Pacific Branch Lines

Omaha - North Platte - So. Torrington. Omaha - Columbus - Norfolk. Kansas City - Topeka - Marysville. Omaha - Columbus - Spalding. Omaha - Grand Island - Loup City. Omaha - Kearney - Stapleton. Omaha - Columbus - Albion. Omaha - Grand Island - Ord. Grand Island - Stromsburg - Lincoln. Lawrence - Leavenworth.

Nos. 93 and 94 carry a Coach Sleeping Car, three round trips each week, between Omaha, Gering and South Torrington; in Nos. 11 and 12 between Omaha and North Platte.

\* Daily. † Sunday only. ‡ Daily except Monday. § Daily except Sunday. ¶ Daily except Saturday and Sunday. • Local freight with combination coach-baggage car.

K Sundays, Wednesdays and Fridays only. H Mondays, Wednesdays and Fridays only. E Tuesdays, Thursdays, and Saturdays only.

On days livestock is to be carried, train No. 82 runs about one-half hour later than schedule shown. Local freight with caboose; hand baggage only.

Union Pacific Branch Lines

Blackfoot — Aberdeen — Mackay. Table No. 56. Mountain Time. Mixed 409, Mixed 421, Mls., Table No. 56, Mixed 422, Mixed 410.

Aberdeen Jet. Table No. 57. Mountain Time. Mixed 491, Mls., Table No. 57.

Idaho Falls — Orvin — St. Anthony. Table No. 58. Mountain Time. Mixed 492, Mls., Table No. 58.

Idaho Falls — Ucon — St. Anthony. Table No. 58. Mountain Time. Mixed 492, Mls., Table No. 58.

Minidoka — Twin Falls — Buhl — Wells. Table No. 60. Mountain Time. Mixed 440-50, 574, 573-439, 18-34.

Footnotes for Page 40. \* Daily. † Daily except Sunday. (f) Stops only on signal. ^ Motor train, daily. (d) Tuesday, Thursday and Saturday. (E) Monday Wednesday, and Friday.

Minidoka — Rupert — Bliss. Table No. 61. Mountain Time. Mixed 49-465, Mixed 466-574.

Burley — Declo. Table No. 62. Mountain Time. Mls., Table No. 62.

Nyssa — Homedale — Marsing. Table No. 64. Mountain Time. Mls., Table No. 64.

Richfield — Hill City. Table No. 65. Mountain Time. Mls., Table No. 65.

Boise — Nampa — Emmett — McCall. Table No. 67. Mountain Time. Mixed 11-485, Mixed 486-12.

Caldwell — Wilder. Table No. 68. Mountain Time. Mls., Table No. 68.

Caldwell — Wilder. Table No. 68. Mountain Time. Mls., Table No. 68.

Shoshone — Ketchum — Sun Valley. Table No. 69. Mountain Time. Psgr. 455, Mixed 441, Mls., Table No. 69, Mixed 442, Psgr. 456.

Ontario — Vale and Brogan Vale — Crane and Burns. Table No. 70. Mountain Time. Mixed 493, Mixed 459, Mls., Table No. 70, Mixed 460, Mixed 494.

Payette — Emmett. Table No. 71. Mountain Time. Mixed 483, Mls., Table No. 71, Mixed 484.

Portland — La Grande — Joseph. Table No. 72. Pacific Time. Mixed 18-304, Mls., Table No. 72, Mixed 305-17.

Weiser — New Meadows. Table No. 73. Mountain Time. Mls., Table No. 73.

Weiser — New Meadows. Table No. 73. Mountain Time. Mls., Table No. 73.

Union Pacific Branch Lines

Portland and Spokane Short Line. Table No. 74. Pacific Time. 62-20 Daily, 20 Daily, Mls., Table No. 74, 19 Daily, 19-61 Daily.

Portland — Wallula — Walla Walla. Table No. 75. Pacific Time. 62-71 Daily, 20-71 Daily, Mls., Table No. 75, 72-19 Daily, 72-61 Daily.

Portland — Pullman — Moscow. Table No. 76. Pacific Time. 20-62 Daily, 62 Daily, Mls., Table No. 76, 61 Daily, 61-19 Daily.

Spokane — Tekoa — Wallace. Table No. 79. Pacific Time. 67 Daily, Mls., Table No. 79, 68 Daily.

Portland — Lewiston — Stites — Grangeville. Table No. 77. Pacific Time. 62-74 Daily, 20-62-74 Daily, Mls., Table No. 77, 73-61-19 Daily, 73-61 Daily.

Portland — Wallula — Yakima. Table No. 78. Pacific Time. 62-64 Daily, 20-64 Daily, Mls., Table No. 78, 63-19 Daily, 63-61 Daily.

Pendleton — Walla Walla — Yakima. Table No. 80. Pacific Time. Motor Bus, 72-64 Daily, Mls., Table No. 80, 63-71 Daily, Motor Bus.

Pendleton and Spokane — Moscow — Lewiston — Yakima — Walla Walla. Table No. 81. Pacific Time. 62-20 Daily, 62-74 Daily, 62-64 Daily, 62-71 Daily, Mls., Table No. 81, 72-61 Daily, 63-61 Daily.

Pendleton and Spokane — Moscow — Lewiston — Yakima — Walla Walla. Table No. 81. Pacific Time. 62-20 Daily, 62-74 Daily, 62-64 Daily, 62-71 Daily, Mls., Table No. 81, 72-61 Daily, 63-61 Daily.

Footnotes for Page 41. \* Daily. (f) Stops only on signal. ^ Local freight; cabooses for passengers. B Buses run via these stations only when there are passengers to or from Walla Walla or beyond.

Connecting Bus Service

Portland — Pendleton — Spokane

Table No. 84 (Pacific Time) showing bus routes between Portland, Pendleton, and Spokane with departure and arrival times.

The Dalles — Bend

Table No. 86 (Pacific Time) showing bus routes between The Dalles and Bend with departure and arrival times.

Biggs — Shaniko

Table No. 87 (Pacific Time) showing bus routes between Biggs and Shaniko with departure and arrival times.

Footnotes for Page 42: (M) Via Capitol Stages. (\*) Via Interstate Transit Lines. (C) Via Elkhorn Valley Stages. (P) Via Pacific Trailways (Mt. Hood Stages). (M. T.) Mountain Time. (P. T.) Pacific Time.

UNION PACIFIC TRAINS USE THESE STATIONS

- List of stations for Union Pacific trains: Boise, Butte, Cheyenne, Chicago, Denver, Kansas City, Los Angeles, Oakland, Portland, Riverside, San Bernardino, San Francisco, Salinas, Salt Lake City, Pocatello, Seattle, Spokane, Tacoma, Topeka, Yakima.

Spokane — Moscow — Lewiston

Table No. 85 (Pacific Time) showing bus routes between Spokane, Moscow, and Lewiston with departure and arrival times.

Spokane — Grand Coulee Dam

Table showing bus routes between Spokane and Grand Coulee Dam via Okanogan Valley Bus Lines.

Fremont — Lincoln

Table showing bus routes between Fremont and Lincoln with departure and arrival times.

Columbus — Lincoln

Table showing bus routes between Columbus and Lincoln with departure and arrival times.

Grand Island — Hastings

Table showing bus routes between Grand Island and Hastings via Yellow Diamond Lines.

Las Vegas — Tonopah

Table showing bus routes between Las Vegas and Tonopah via Las Vegas-Tonopah-Reno Stage Line.

Connections at Omaha

Large table showing bus connections at Omaha to various cities including Chicago, St. Louis, Kansas City, and others, with departure and arrival times.

Connections at Kansas City

Large table showing bus connections at Kansas City to various cities including Chicago, St. Louis, and others, with departure and arrival times.

Connections at Denver

Table showing rail connections at Denver with columns for routes (D & R G W, C & S - A T & S F), times, and destinations like Denver, Colorado Springs, Pueblo, etc.

Connections at Spokane and Butte

Table showing rail connections at Spokane and Butte with columns for routes (The Milwaukee Road, N. P., S. I.-C. P. R., N. P.), times, and destinations like Spokane, Missoula, Butte, etc.

Connections at Los Angeles

Table showing rail connections at Los Angeles with columns for routes (A. T. & S. F.), times, and destinations like Los Angeles, Fullerton, Anaheim, etc.

Connections at Seattle

Table showing rail connections at Seattle with columns for routes (Great Northern, C. P. S. S., P. S. N. Co.), times, and destinations like Seattle, Everett, Bellingham, etc.

Footnotes for Pages 43 and 44

22 trips daily offering frequent trips between Seattle and Bremerton (Puget Sound Navy Yard). All trains daily except when otherwise indicated. Connecting service between Rio Grande Trailways. Arrives and departs from C. St. P. M. & O. Webster St. Station, Omaha. Operates Tri-weekly, leaving Terminals Sun-Wed-Fri, arriving Terminals Mon-Thurs-Sat. Time from 12.01 midnight to 12.00 noon shown in light face type. Time from 12.01 noon to 12.00 midnight shown in heavy face type.

Table showing rail connections at Denver with columns for routes (C & S - A T & S F), times, and destinations like Denver, Colorado Springs, Pueblo, etc.

Table showing rail connections at Denver with columns for routes (D & R G W), times, and destinations like Denver, Rollinsville, Granby, etc.

Table showing rail connections at Spokane and Butte with columns for routes (Great Northern), times, and destinations like Butte, Helena, Great Falls, etc.

Table showing rail connections at Spokane and Butte with columns for routes (The Milwaukee Road), times, and destinations like Butte, Three Forks, Lombard, etc.

Table showing rail connections at Spokane and Butte with columns for routes (B. A. & P.), times, and destinations like Butte, Silver Bow, Durant, Anaconda, etc.

Connections at Portland

Table showing rail connections at Portland with columns for routes (S. P. & S.), times, and destinations like Portland, Astoria, Seaside, etc.

Connections at Salt Lake City

Table showing rail connections at Salt Lake City with columns for routes (Western Pacific), times, and destinations like Salt Lake City, Sacramento, Stockton, San Francisco, etc.

Do You Know About Our Prepaid Ticket Order Plan?

- We have a plan whereby you may purchase, at your railroad station, an order for railroad service, to be used by a member of your family, or any other person you may designate, at some distant station. This service offers a particularly safe and convenient way of providing tickets and other railroad service to students returning home at holiday and vacation time. These prepaid orders may include railroad tickets, sleeping and parlor car tickets, and cash for meals and other incidentals. Your railroad agent will handle them for you — by telegraph if necessary — and they will be delivered without service charge to any person you may specify, in the United States or Canada.

UNION PACIFIC RAILROAD

ROUND TRIP RAIL FARES

(Transportation Tax not included.)

These fares are compiled from current Tariffs as of Mar. 27, 1951 for information only. Not to be used for selling purposes. Subject to change without notice.

Large table showing round trip rail fares between various cities including Los Angeles, San Francisco, Portland, Spokane, Salt Lake City, and Denver. Columns include 'TO', 'FROM', and various fare rates.

Applies to Los Angeles and San Diego. Fares to San Francisco slightly higher. Applies via Omaha in one direction; fare from Minneapolis slightly lower. Applies via Omaha; via Kansas City fare same as from Kansas City, Mo. Applies only to Portland. Fares to Tacoma or Seattle slightly higher. Applies via Omaha in one direction. Via Kansas City or Omaha; via St. Louis slightly higher. During Park Season only. Fares shown apply during Summer Park season; slightly higher from some points during other periods.

# PULLMAN SLEEPING CAR RATES

(Transportation Tax not included)

These fares compiled from current Tariffs as of June 1, 1951 for information only. Not to be used for selling purposes. Subject to change without notice. See Page 47 for Rates for Upper Berths, Drawing Rooms, Compartments, Bedrooms, Roomettes, etc. Based on Applicable Lower Berth.

Chicago	St. Paul Minneapolis	Co. Bluffs Omaha	St. Louis	Kansas City	Denver	BETWEEN		Salt Lake City	Butte	Portland	Seattle Tacoma	Los Angeles	San Francisco
Double Lower Standard Berth	Double Lower Standard Berth	Double Lower Standard Berth	Double Lower Standard Berth	Double Lower Standard Berth	Double Lower Standard Berth	AND		Double Lower Standard Berth	Double Lower Standard Berth	Double Lower Standard Berth	Double Lower Standard Berth	Double Lower Standard Berth	Double Lower Standard Berth
\$17.55	\$17.85	\$13.80	\$17.55	\$14.50	\$10.65	Boise .....		\$ 4.70	\$ 6.15	\$ 6.15	\$ 8.00	\$12.60	\$13.60
9.95	12.25	13.80	11.55	13.80	19.00	Boston .....		22.60	28.90	28.90	29.60	29.60	29.60
14.80	*15.60	11.55	14.50	12.25	10.25	Butte .....		5.50	8.65	8.65	P 8.65	12.80	12.80
17.85	\$16.60	14.10	17.55	15.05	10.25	Cedar City .....		4.05	*9.55	*14.00	*15.60	6.90	G*11.60
10.65	9.95	6.55	10.65	8.30	.....	Cheyenne .....		6.55	8.65	14.50	14.50	14.50	14.50
10.65	9.95	6.55	4.05	4.70	10.65	Chicago .....		14.50	14.80	21.00	21.00	21.00	21.00
D14.50	D*15.60	D11.55	D14.50	D12.25	D 8.30	Denver .....		7.60	10.25	14.80	15.40	15.40	15.40
4.70	5.80	4.05	4.05	4.05	6.55	Idaho Falls .....		4.05	4.05	8.65	R10.25	10.95	11.95
16.60	16.05	12.80	16.60	13.50	9.60	Kansas City .....		12.25	12.25	18.10	18.10	18.10	18.10
18.45	*19.45	15.40	18.45	16.35	11.95	Ketchum (Sun Valley) .....		4.35	5.10	7.60	M9.60	12.25	12.25
18.45	18.10	15.40	*20.10	16.05	13.80	Las Vegas .....		5.50	9.95	*15.45	*17.05	4.35	G* 9.05
21.00	21.00	18.10	20.15	18.10	15.40	Lewiston .....		8.90	12.80	L11.95	E13.50	L 4.70	H*12.65
17.55	17.25	14.10	17.55	14.80	10.25	Los Angeles .....		4.05	8.00	*14.00	*15.60	6.55	G*11.25
4.05	.....	4.05	5.80	5.80	9.95	Lund .....		14.50	*15.60	*22.15	21.00	21.00	21.00
8.90	12.25	12.80	10.65	12.80	18.10	Minneapolis .....		21.70	21.95	28.90	28.90	28.90	28.90
14.50	14.50	11.55	14.50	12.25	7.60	New York .....		11.55	4.70	9.60	K11.55	8.90	8.90
4.70	4.05	.....	4.70	4.05	6.55	Ogden .....		7.60	11.55	18.10	18.10	18.10	18.10
18.10	*19.45	15.40	17.55	16.05	12.25	Omaha-Council Bluffs .....		21.00	6.90	4.05	N 5.50	A15.05	H*12.35
8.30	11.55	12.25	9.95	12.25	17.55	Pendleton .....		21.00	21.30	27.95	27.95	27.95	27.95
14.50	*15.60	11.55	14.50	12.25	8.00	Philadelphia .....		4.05	4.05	8.30	9.95	10.25	11.95
21.00	*22.15	18.10	20.15	18.10	14.80	Pocatello .....		9.95	8.65	.....	4.05	L11.95	L 8.30
19.30	19.00	16.05	19.30	17.25	12.80	Portland .....		6.55	10.65	.....	.....	L 4.05	L 4.05
21.00	21.00	18.10	20.15	18.10	14.50	Reno .....		8.30	12.25	L 8.00	F 9.60	L 4.70	.....
14.50	14.50	11.55	14.50	15.25	7.60	Sacramento .....		.....	5.50	9.95	11.55	8.90	8.90
21.00	21.00	18.10	20.15	18.10	15.40	Salt Lake City .....		8.90	12.80	L 8.30	C 9.95	L 4.70	.....
21.00	*22.15	18.10	20.15	18.10	14.80	San Francisco .....		11.55	P 8.65	4.05	B 8.90	H13.50	H 9.95
16.05	16.05	12.25	16.05	12.80	8.90	Seattle .....		4.05	4.35	7.60	B 8.90	11.55	12.25
18.10	*19.45	15.40	17.55	16.05	13.80	Shoshone .....		11.55	*15.60	18.10	P 4.70	18.10	18.10
4.05	5.80	4.70	.....	4.05	9.95	Spokane .....		9.95	P 4.70	4.70	P 4.70	A15.70	H12.25
4.05	.....	4.05	5.80	5.80	9.95	St. Louis .....		*14.50	*14.50	*20.15	*20.15	*20.15	*20.15
16.60	16.05	12.80	16.60	13.50	9.60	St. Paul .....		14.50	*15.60	*22.15	*22.15	21.00	21.00
21.00	*22.15	18.10	20.15	18.10	14.80	Sun Valley (Ketchum) .....		4.35	5.10	7.60	M 9.60	12.25	12.25
14.50	*15.60	11.55	14.50	12.25	9.95	Tacoma .....		11.55	P 8.65	4.05	H12.80	H 9.60	H 9.60
18.10	18.10	15.40	17.55	16.05	13.25	Victor .....		4.05	4.05	10.25	10.25	11.95	*12.65
8.30	*19.45	15.40	17.55	16.05	16.60	Walla Walla .....		8.30	*10.60	4.05	* 8.10	15.70	H*12.35
D14.50	D*15.60	D11.55	D14.50	D12.25	D 9.95	Washington .....		21.00	21.30	27.95	27.95	27.30	27.30
.....	.....	.....	.....	.....	.....	West Yellowstone .....		4.05	4.05	10.25	10.25	11.95	11.95

Lower Standard Berth Rate Between Las Vegas, Nevada and Cedar City, Utah, \$4.05

- (A) Via Salt Lake City and Pocatello. \* Made combination of fares.
- (B) From Tacoma, lower standard berth, \$8.65.
- (C) Via Southern Pacific Company and Portland. From Tacoma lower standard berth, \$9.60.
- (D) Also applies via Ogden. Where through car is operated via Salt Lake City charge for side trip Ogden to Salt Lake City and return with privilege of occupying car at Salt Lake City during one-half day's stop-over is \$2.00. When change of cars is necessary and passengers transfer at Salt Lake City instead of Ogden there is no charge for the side trip.
- (E) Via Southern Pacific Company and Portland. From Tacoma, lower standard berth, \$12.80.
- (F) Via Southern Pacific Company and Portland. From Tacoma, lower standard berth, \$8.90.
- (G) Via Los Angeles. (H) Via Southern Pacific Company and Portland.
- (K) From Tacoma, lower standard berth, \$10.95.
- (L) Via Southern Pacific Company.
- (M) From Tacoma, lower standard berth, \$8.90.
- (N) From Tacoma, lower standard berth, \$4.70.
- (P) Via Direct Lines. (Q) From Tacoma, lower standard berth \$7.60.
- (R) From Tacoma, lower standard berth \$9.95.
- (S) From Minneapolis, lower standard berth \$17.25.
- \* Berth rates to and from Cheyenne, Denver and west apply via Omaha or via Kansas City.

⊗ Rates effective and service available only during Park Summer Season.

### Double Lower Standard Berth Rate to Los Angeles and Las Vegas from points shown, quoted via Pocatello, Idaho and Salt Lake City, Utah.

BETWEEN		
Ayer, Wash. and Los Angeles .....	.....	\$15.70
Cheyne, Wash. and Los Angeles .....	.....	15.70
La Grande, Ore. and Los Angeles .....	.....	14.50
Marengo, Wash. and Los Angeles .....	.....	15.70
Hinkle, Ore. and Los Angeles .....	.....	15.40
Wallula, Wash. and Los Angeles .....	.....	15.70
BETWEEN		
Ayer, Wash. and Las Vegas, Nev. ....	.....	13.25
La Grande, Ore. and Las Vegas, Nev. ....	.....	11.25
Pendleton, Ore. and Las Vegas, Nev. ....	.....	11.95
Shoshone, Ida. and Las Vegas, Nev. ....	.....	8.30
Spokane, Wash. and Las Vegas, Nev. ....	.....	14.10
Hinkle, Ore. and Las Vegas, Nev. ....	.....	12.25
Wallula, Wash. and Las Vegas, Nev. ....	.....	12.60

Bedroom Rates: Bedrooms are available on most Union Pacific trains, including the Streamliner trains. See equipment pages 8 to 23 inclusive. Double bedrooms have upper and lower berths. Duplex-Single Bedrooms have only one berth. (See table on opposite page). When occupied by one person, only one rail ticket required.

Exclusive Space Occupancy by One Person: One and one-fourth railroad tickets must be purchased for exclusive use of drawing-room; one and one-tenth tickets for compartment. If Streamliner "City of Los Angeles" or "City of San Francisco" is used, one and one-tenth first class special service charge tickets are required for exclusive occupancy of a compartment, and one and one-fourth first class special service charge tickets for exclusive occupancy of a drawing-room. These tickets are in addition to the regular rail and Pullman tickets. Exception: Only one rail ticket is required for use of a compartment between Chicago, Ill., and Butte, Mont., or Pendleton, Ore., and points north and west thereof (also West Yellowstone, Mont., and Victor, Idaho).

# PULLMAN SEAT FARES

## Between Various Cities and to Western Park Gateways

(Charges Shown Do Not Include Federal Tax)

Salt Lake City — Lund .....	\$2.10
Lund — Las Vegas .....	1.85
Las Vegas — Los Angeles .....	2.75
Boise — Pocatello .....	2.00
Shoshone — Pocatello .....	.95
Shoshone — Salt Lake City .....	2.30
Portland — Tacoma .....	1.30
Portland — Seattle .....	1.70
Portland — Pendleton .....	2.00
Ogden — Salt Lake City .....	.95
Salt Lake City — Pocatello .....	1.50
Omaha — Grand Island .....	1.30
Omaha — North Platte .....	2.45
Omaha — Cheyenne .....	4.10
Denver — Cheyenne .....	.95
Denver — Laramie .....	1.35
Denver — North Platte .....	2.25
Denver — Sterling .....	1.15
Kansas City — Topeka .....	.95
Kansas City — Manhattan .....	.95
Kansas City — Salina .....	1.30

# Table of Rates for Various Accommodations in Standard Pullman Sleeping Cars Effective June 1, 1951

(Charges shown do not include federal tax)


Where Lower Berth Rate is	Upper Berth Rate is	Room-ette for one Person is	Duplex Single Room for one Person is	Bed Room for one Person is	Bed Room for two Persons is	Bed R'm Suite for two or more Persons is	Com-partm't for one Person is	Com-partm't for two Persons is	Drawing Room for one Person is	Drawing Room for two Persons is
\$ 3.45	\$ 2.65	\$ 5.10	\$ 5.50	\$ 6.55	\$ 7.60	\$13.10	\$ 7.75	\$10.20	\$10.35	\$13.10
3.85	2.95	5.50	6.10	7.30	8.45	14.60	8.70	11.00	11.55	14.60
4.05	3.00	5.60	6.35	7.65	8.85	15.30	9.10	11.05	12.10	15.30
4.30	3.20	6.00	6.80	8.20	9.50	16.40	9.70	11.85	12.95	16.40
4.35	3.35	6.10	7.00	8.30	9.60	16.60	9.85	12.55	13.10	16.60
4.60	3.50	6.50	7.40	8.75	10.10	17.50	10.35	13.30	13.80	17.50
4.70	3.55	6.60	7.60	8.95	10.35	17.90	10.65	13.30	14.15	17.90
4.90	3.70	6.85	7.80	9.30	10.75	18.60	11.00	13.75	14.65	18.60
5.10	3.90	7.15	8.15	9.70	11.25	19.40	11.50	14.80	15.35	19.40
5.50	4.15	7.65	8.70	10.45	12.15	20.90	12.40	15.45	16.55	20.90
5.80	4.45	8.20	9.25	11.05	12.75	22.10	13.05	16.25	17.40	22.10
6.15	4.70	8.65	9.90	11.65	13.50	23.30	13.85	17.70	18.45	23.30
6.55	4.95	9.15	10.45	12.50	14.45	25.00	14.80	18.40	19.65	25.00
6.90	5.30	9.65	11.05	13.10	15.20	26.20	15.55	19.85	20.70	26.20
7.20	5.50	10.10	11.55	13.70	16.80	27.40	16.15	20.55	21.55	27.40
7.60	5.75	10.60	12.10	14.45	17.60	28.90	17.10	21.15	22.75	28.90
8.00	6.05	11.10	12.65	15.20	18.40	30.40	18.00	22.55	24.00	30.40
8.30	6.25	11.55	13.25	15.75	19.25	31.50	18.65	23.25	24.85	31.50
8.65	6.55	12.00	13.80	16.40	19.00	32.80	19.45	24.60	25.90	32.80
8.90	6.80	12.50	14.30	16.95	19.60	33.90	20.05	25.20	26.75	33.90
9.30	7.00	12.95	14.70	17.70	20.45	35.40	21.00	25.90	27.95	35.40
9.60	7.30	13.50	15.35	18.25	21.10	36.50	21.60	27.25	28.80	36.50
9.95	7.55	13.90	15.85	18.90	21.90	37.80	22.35	27.85	29.85	37.80
10.25	7.80	14.40	16.45	19.45	22.55	38.90	23.05	29.20	30.70	38.90
10.65	8.05	14.90	16.95	20.25	23.40	40.50	23.90	29.95	31.90	40.50
10.95	8.30	15.35	17.50	20.75	24.05	41.50	24.60	30.55	32.80	41.50
11.25	8.55	15.75	18.05	21.40	24.80	42.80	25.35	31.90	33.80	42.80
11.55	8.80	16.25	18.50	21.95	25.40	43.90	26.00	32.55	34.65	43.90
11.95	9.10	16.70	19.10	22.70	26.35	45.40	26.90	33.85	35.90	45.40
12.25	9.30	17.10	19.55	23.30	26.95	46.60	27.55	34.45	36.75	46.60
1										

Some of the  
**SLEEPING CAR ACCOMMODATIONS**

OFFERED ON UNION PACIFIC TRAINS ARE PICTURED

ON THIS AND THE FOLLOWING PAGE


PULLMAN RATES ARE QUOTED ON PAGES 46 AND 47 OF THIS FOLDER



*Section—Day Use*

**THE SECTION**


In semi-privacy of a section, individuals or small groups enjoy many comforts of modern travel. Each section is individually lighted. Luggage space is well arranged. In day use each seat has ample room for two passengers. In night use both the lower and the upper berth accommodate one or two adults. The beds are amply long and of standard width. Mattresses are deep, soft, and restful, and the two pillows in each berth are the finest obtainable.




*Section—Night Use*

**THE ROOMETTE**

This type of room is ideal for a person traveling alone. It affords utmost comfort in restricted space. In day use the extra long bed folds into the wall, leaving a deep cushioned, roomy sofa seat. At night it is lowered for use, as shown in illustration. There is ample luggage space, locker for clothes, and a mirrored toilet cabinet. Complete privacy is afforded, including individual toilet and lavatory. Ventilation, heat and light are easily regulated.



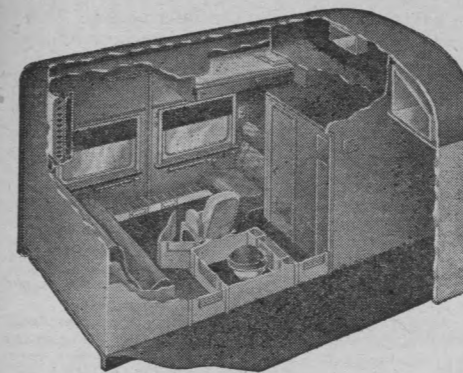
*Roomette—Day Use*



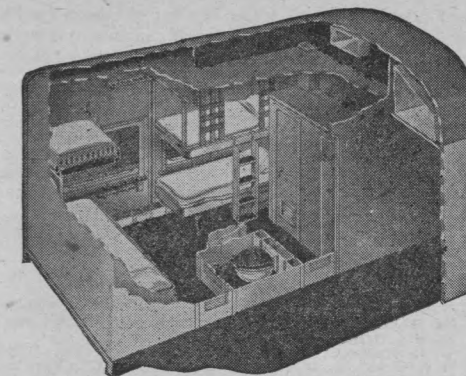
*Roomette—Night Use*

**THE BEDROOM**

Connecting double bedrooms, divided by a sliding partition, may be used singly or en suite. Both rooms have full size toilet and washbasin facilities. These bedrooms are perfect accommodations for family groups, and are very popular with business men who wish to make a "conference room" for several people.




*Double Bedroom—Day Use*




*Double Bedroom—Night Use*

**THE COMPARTMENT**

This is a splendid accommodation for two persons or a small family. It affords complete privacy and has its own individual toilet facilities, the same as all private rooms. There is a deep cushioned sofa for day use, and also a comfortable lounge chair, providing ample room to seat four persons. At night the sofa converts into a long bed of standard width. Upper berth is above the window and at right angles to bed.




*Compartment—Day Use*




*Compartment—Night Use*

**THE DRAWING ROOM**

The utmost in travel luxury is had in this truly spacious accommodation. Ideal for family groups because of complete privacy and its living room atmosphere in day service. There are two comfortable lounge chairs. Plenty of clothes and luggage room. Toilet facilities are completely private. The deep-cushioned daytime sofa converts to a long bed of standard width. An upper berth of easy access, is let down for night use. A third bed folds down from the wall at right angles to the sofa.



*Drawing Room—Day Use*



*Drawing Room—Night Use*

TRAFFIC REPRESENTATIVES . . . UNION PACIFIC RAILROAD

Here, for your convenience, is a list of Union Pacific office addresses, telephone numbers, and names of the men and women at each. If you want advice in connection with your travel plans, call the nearest

office. Someone there will gladly give you the information. These offices are at your service—for reservations, for convenient side trips, for help in changing trains or making connections.

- ABERDEEN, WASH.—3 Union Passenger Station, K and River Sts.—Phone 1045
C. H. JACKA . . . General Agent
ALHAMBRA, CALIF.—City Tkt. Office, 51 S. Garfield Ave.—Phone Atlantic 18763
A. L. GETMAN . . . (or Phone Cumberland 32624) . . . Ticket Agent
ASTORIA, ORE.—438 Commercial St.—Phone 304
FLOYD C. FOSTER . . . Traveling Freight and Passenger Agent
ATLANTA 3, Ga.—1432 Healey Building Phone Lamar 6261
P. S. SMITH . . . General Agent
J. R. TURNER . . . (Tampa) . . . Traveling Freight and Passenger Agent
J. D. GLOVER . . . Traveling Freight and Passenger Agent
BEND, ORE.—1054 Bond St.—Phone 63
H. D. ATHON . . . General Agent
BIRMINGHAM 3, ALA.—701 Brown-Marx Building—Phone 7-1837
J. E. PILON . . . District Freight and Passenger Agent
BOISE, IDAHO—City Ticket Office, Idaho Bldg., 212 No. 8th St.—Phone 414
KAY L. JOHNSON . . . General Agent
W. J. HYNES . . . Special Representative
R. C. COLE . . . City Passenger and Ticket Agent
D. F. ALYBORN . . . Traveling Freight and Passenger Agent
T. F. MEYER . . . Traveling Freight and Passenger Agent
BOSTON 3, MASS.—208 Old South Bldg., 294 Washington St.—Phone
M. W. COONERTY . . . (Hubbard 2-6380) . . . General Agent
F. G. JUST . . . City Passenger Agent
HARRY A. HANSEN . . . Traveling Freight and Passenger Agent
W. H. BEST . . . Traveling Freight and Passenger Agent
BREMERTON, WASH.—Consolidated Ticket Office, 228 First St.—Phone 722
S. S. HARVEY . . . Ticket Agent
BUTTE, MONT.—609 Metals Bank Bldg., 8 West Park Street—Phone 23389
J. D. FORD . . . General Agent
W. H. WATSON . . . City Freight and Passenger Agent
J. D. HAGUE . . . Traveling Freight and Passenger Agent
Consolidated Ticket Office—2 North Main Street—Phone 3276
E. W. WILDER . . . Ticket Agent
CHEYENNE, WYO.—City Ticket Office, 120 W. 16th St.—Phone 4421
C. E. ASTNER . . . Special Representative
W. W. JOHNS . . . General Agent
H. A. ENGLESON . . . Traveling Passenger Agent
W. A. BROWN . . . City Passenger and Ticket Agent
CHICAGO 3, ILL.—11 South LaSalle Street at Madison—Phone
H. C. YERGER . . . Traffic Manager
C. A. POLLOCK . . . (Randolph 6-0141) . . . General Freight Agent
M. R. BRYAN . . . General Agent, Freight Department
T. L. VOGEL . . . Foreign Freight Traffic Manager
CHICAGO 3, ILL.—City Ticket Office, One So. LaSalle Street—Phone
J. G. POLLOCK . . . (Randolph 6-0141) . . . District Passenger Agent
C. H. MERTENS . . . (Randolph 6-0141) . . . District Passenger Agent
P. B. KELCH . . . City Ticket Agent
J. M. FORSHA . . . City Passenger Agent
W. J. FORAL . . . City Passenger Agent
R. F. TOWNE . . . Passenger Agent
T. R. WING . . . Passenger Representative
H. G. WELLS . . . Passenger Representative
T. E. TANN . . . Traveling Passenger Agent
J. J. CUMMINS . . . Traveling Passenger Agent
MARION A. MCKINNEY . . . Women's Travel Department
CINCINNATI 2, OHIO—303 Dixie Term. Bldg., 4th & Walnut Sts.—Phone Main 0144
F. B. SWOPE . . . General Agent
J. J. MCCARTHY . . . District Passenger Agent
J. M. WIDDEMER . . . City Passenger Agent
ELMER YOUNG . . . Traveling Passenger Agent
M. T. KAUMAN . . . Traveling Passenger Agent
CLEVELAND 13, OHIO—1407 Terminal Tower, 50 Public Square—Phone
G. A. BROWN . . . (Main 1-3070) . . . General Agent
F. L. FRIDMAN . . . City Passenger Agent
ALFRED J. WHITE . . . Traveling Passenger Agent
EDWIN H. ALLEN . . . Traveling Freight and Passenger Agent
J. R. FRISK . . . Traveling Freight and Passenger Agent
COUNCIL BLUFFS, IA.—Union Pacific Transfer Depot—Phone 6134
W. M. CALHOUN . . . Freight and Passenger Agent
DALLAS 1, TEXAS—2108 Mercantile Bank Bldg.—Phone River 1778
C. M. BROWN . . . General Agent
M. A. ARNOLD . . . Traveling Freight and Passenger Agent
L. L. CRAWFORD . . . Traveling Freight and Passenger Agent
DENVER 2, COLO.—City Ticket Office, 535 17th Street—Phone Keystone 441
P. F. ECHELE . . . Traffic Manager
M. A. LIGHT . . . General Freight Agent
K. N. MIDDLEKAUF . . . General Agent, Passenger Department
J. L. BOSTICK . . . City Ticket Agent
E. R. A. SIEMENS . . . City Passenger Agent
ALVA L. SMITH . . . City Passenger Agent
A. M. MCGLOSSAN . . . City Passenger Agent
F. B. VAN SAUN . . . Depot Passenger Agent
O. B. STAPLETON . . . Traveling Passenger Agent
MRS. LU GRAY BROWN . . . Women's Travel Department
DES MOINES 9, IOWA—407 Equitable Bldg., 6th & Locust Sts.—Phone 3-0583
EUGENE R. FIELD . . . General Agent
W. W. MCKEE . . . Traveling Freight and Passenger Agent
C. W. JACKSON . . . Traveling Passenger Agent
DETROIT 26, MICH.—612 Book Bldg., 1249 Washington Blvd.—Phone
C. J. STEGEMAN . . . (Woodward 1-7794) . . . Traffic Manager
E. E. SWANSON . . . District Passenger Agent
W. J. WRIGHT . . . Passenger Agent
F. J. BEGGS . . . Traveling Freight and Passenger Agent
F. O. KANSORKA . . . Traveling Freight and Passenger Agent
A. J. BRAMAN . . . Traveling Passenger Agent
EAST LOS ANGELES, CALIF.—5454 Ferguson Drive—Phone Angelus 6509
I. J. WALKER . . . Ticket Agent
EUGENE, ORE.—201 Ardel Offices, 33 East 10th Ave.—Phone 5-8461
A. B. TAYLOR . . . General Agent
R. D. TOOMEY . . . Traveling Freight and Passenger Agent

- FRESNO 1, CALIF.—207 Rowell Bldg., Tulare St. & Van Ness Ave.—Phone 4-6571
H. G. PELLETIER . . . General Agent
W. H. MCPHERSON . . . (Bakersfield) . . . Traveling Freight and Passenger Agent
CARL BIANCHINI . . . Traveling Freight and Passenger Agent
GERING, NEBR.—Union Pacific Station—Phone 55
F. M. PURNELL . . . General Agent
GLENDALE 3, CALIF.—City Ticket Office, 404 1/2 North Brand Boulevard—Phone
W. A. SHOOK (Phone Citrus 1-2174 or Chapman 5-1370) . . . General Agent
HOLLYWOOD 28, CALIF.—City Ticket Office, 6702 Hollywood Blvd.—Phone
V. J. SCHMITTROTH (Hulstide 0221) . . . Gen'l Agt., Passenger Department
W. L. DUNCAN . . . City Ticket Agent
LEO P. DRAKE . . . City Passenger Agent
H. C. FARMER . . . City Passenger Agent
HUNTINGTON PARK, CALIF.—City Ticket Office, 7002 Pacific Blvd.—Phone
R. H. LUND . . . (Phone Kimball 9281) . . . Passenger Agent
KANSAS CITY 6, MO.—200 Waldheim Bldg., 6 East Eleventh St.—Phone Victor 6530
D. R. ALEXANDER . . . General Freight and Passenger Agent
J. F. TURRENTINE . . . General Agent, Freight Department
City Ticket Office—2 East Eleventh Street—Phone Victor 6530
E. E. SWANSON . . . General Agent, Passenger Department
W. F. ROBINSON . . . City Ticket Agent
HARRY M. BACK . . . City Passenger Agent
T. F. HERMON . . . City Passenger Agent
G. B. CRIPPEN . . . Depot Passenger Agent
J. E. SMITH . . . Traveling Passenger Agent
W. G. SMITH . . . Traveling Passenger Agent
LAS VEGAS, NEV.—Union Pacific Station—Phone 1120
W. R. NEUSTROM . . . Ticket Agent
LEWISTON, IDAHO—Room 7, Union Depot—Phone 1163
H. J. BERGER . . . General Agent
LINCOLN 3, NEBR.—City Ticket Office, 234 So. 13th St.—Phone 2-6517
A. H. GENGE . . . General Agent
LONG BEACH 2, CALIF.—City Ticket Office, 144 Pine Avenue—Phone 7-2931
H. J. DELACY . . . General Agent
R. G. SHOENBERGER . . . City Ticket Agent
J. R. CARTER . . . City Passenger Agent
R. W. CONNELL . . . City Freight and Passenger Agent
LONGVIEW, WASH.—Freight Station, 7th and Hudson Sts.—Phone 818
C. F. HEATH, Ticket Office, 1225 Broadway, Phone 815—Ticket Agent
LOS ANGELES 14, CALIF.—Union Pacific Bldg., 422 W. 6th Street—Phone
J. W. PADDEEN (Trinity 9211) . . . Traffic Manager
G. F. ALLEN . . . Assistant Traffic Manager
E. C. RASMUSSEN . . . General Freight Agent
C. H. SALTSMARSH . . . General Passenger Agent
R. B. JOHNSON . . . Assistant General Passenger Agent
G. M. ROLAND . . . District Baggage Agent
City Ticket Office—Union Pacific Bldg., 434 W. 6th Street—Phone Trinity 9211
E. H. ECKHOFF . . . City Ticket Agent
Union Pacific Building—608 So. Olive Street—Phone Trinity 9211
C. F. HALLSMAN . . . General Agent, Passenger Department
H. C. LAIRD . . . City Passenger Agent
C. S. RHOADS . . . City Passenger Agent
W. R. VOLLERS . . . City Passenger Agent
G. B. MOORE . . . City Passenger Agent
A. J. ECKERLE . . . City Passenger Agent
W. F. BROWN . . . Traveling Passenger Agent
R. W. BLAND . . . Traveling Passenger Agent
610 So. Olive Street—Phone Trinity 9211
W. F. NASH . . . General Agent, Freight Department
Union Passenger Station—Phone Trinity 9211
F. A. KNOTH . . . Depot Passenger Agent
E. D. CHAMBERLAIN . . . Depot Passenger Agent
JAY D. GODDARD . . . Depot Ticket Agent
MEMPHIS 3, TENN.—1137 Sterick Bldg.—8 North Third St.—Phone 8-6220
G. F. ROTHROCK . . . General Agent
C. F. SCHOENING . . . Traveling Freight and Passenger Agent
D. J. NELSON . . . Traveling Freight and Passenger Agent
MILWAUKEE 3, WIS.—814 Warner Bldg., 212 W. Wisconsin Ave.—Phone
K. T. MINDEMANN . . . (Marquette 8-7833) . . . General Agent
C. E. PAXTON . . . City Passenger Agent
G. E. MCGUIRE . . . Traveling Passenger Agent
MINNEAPOLIS 2, MINN.—890 Northwestern Bank Bldg., 620 Marquette Ave.—Phone
E. W. MAU . . . (Main 2451) . . . General Agent
A. J. WINTERSTEEN . . . City Passenger Agent
Wm. H. BRENNAN . . . Traveling Freight and Passenger Agent
W. J. BUTTELL . . . Traveling Freight and Passenger Agent
NEW ORLEANS 12, LA.—504 National Bank of Comm. Bldg., 210 Baronne St.—Phone
D. V. RICKSON (Phone Canal 2274) . . . General Agent
P. E. HAGAN . . . Traffic Agent
NEW YORK 20, N. Y.—626 Fifth Ave., Suite 350, Rockefeller Center—Phone
H. L. LAUBY . . . (Circle 6-4900) . . . Eastern Traffic Manager
RHEES FIFE . . . General Agent, Passenger Department
N. E. LUTHE . . . District Passenger Agent
J. M. QUADE . . . City Passenger Agent
J. A. NEUBAUER . . . City Passenger Agent
E. H. JOHNSON . . . City Passenger Agent
JOHN F. SCHWARTZ . . . Passenger and Ticket Agent
C. J. SMITH . . . Traveling Passenger Agent
C. A. CHARLLE . . . Traveling Passenger Agent
L. G. STAHL . . . (Phone Circle 6-4908) . . . General Agent, Freight Department
OAKLAND 12, CALIF.—215 Central Bank Bldg., 436 14th St.—Phone
J. A. GOLOBICK . . . (Phone Glencourt 1-8576) . . . General Agent
W. R. SCHMIDT . . . City Passenger Agent
OGDEN, UTAH—City Ticket Office, Ben Lomond Hotel Bldg.—Phone 5533
J. F. BAKER . . . General Agent
H. O. MCINTYRE . . . Traveling Freight and Passenger Agent
G. E. STONE . . . Passenger Representative
E. F. BROWN . . . Depot Passenger Agent

- OMAHA 2, NEBR.—Union Pacific Building, 1416 Dodge St.—Phone Jackson 5822
E. A. KLIPPEL . . . Passenger Traffic Manager
C. F. CAREY . . . Assistant Passenger Traffic Manager
L. G. MEDER . . . Assistant Passenger Traffic Manager
A. G. HILKER . . . General Passenger Agent
G. I. GILES . . . Assistant General Passenger Agent
F. P. MOORE . . . Advertising Manager
F. W. HICKMAN . . . Depot Passenger Agent
J. C. BEAUMONT . . . Manager Mail, Baggage and Express Traffic
J. W. JARVIS . . . Supervisor Agricultural Development
City Ticket Office—Corner 15th & Dodge Streets—Phone Jackson 5822
WALTER CONREY . . . General Agent, Passenger Department
M. W. BREWER . . . Ticket Agent
R. S. FARLEY . . . City Passenger Agent
D. E. ANDERSON . . . Passenger Representative
G. MITCHELL . . . Depot Passenger Agent
L. S. NORGARD . . . Traveling Passenger Agent
J. D. MARTIN . . . Traveling Passenger Agent
Mrs. MYRTLE MASON . . . Women's Travel Department
R. A. FORAL . . . General Agent, Freight Department
City Ticket Office—1614 Farnam Street—Phone Jackson 5822
W. W. NEILL . . . Ticket Agent
PASADENA 1, CALIF.—Un. Pac. Station, 205 W. Colorado St.—Ph. Sycamore 2-4107
L. A. WIRGLER . . . General Agent
E. C. CHILDS . . . City Passenger Agent
W. H. LINDSEY . . . Passenger and Freight Traffic Agent
R. J. BASS . . . City Ticket Agent
PHILADELPHIA 2, PA.—904 Girard Trust Bldg., Broad St. & So. Penn Sq.—Phone
THOMAS CLIFT (Rittenhouse 6-2170) . . . General Agent
L. J. WHEELER . . . City Passenger Agent
T. M. J. FRITZ . . . Traveling Freight and Passenger Agent
R. H. GATES . . . Traveling Freight and Passenger Agent
PITTSBURGH 22, PA.—1419 Oliver Bldg., Smithfield Street and Sixth Avenue—Phone
J. M. ADAMS . . . (Atlantic 1-0260) . . . General Agent
GREGG W. COOK . . . District Passenger Agent
E. W. HARRIS . . . City Passenger Agent
J. S. GUNNER . . . Traveling Freight and Passenger Agent
WM. JAMES . . . Traveling Freight and Passenger Agent
POCATELLO, IDAHO—Union Pacific Passenger Station—Phone 268
R. A. ANDERSON . . . General Agent
L. G. MALZAHN . . . (Idaho Falls) . . . Traveling Freight and Passenger Agent
R. B. WRIGHT . . . (Twin Falls) . . . Traveling Freight and Passenger Agent
POMONA, CALIF.—Union Pacific Passenger Station—Phone Lycoming 2-3561
E. C. MALLON . . . Passenger and Freight Traffic Agent
PORTLAND 5, ORE.—751 Pittcock Block—Phone Broadway 7771
C. W. EVERS . . . Traffic Manager
J. G. CUMBERLAND . . . General Passenger Agent
FRED LINGENFELDER . . . Assistant General Passenger Agent
T. J. DOWD . . . General Freight Agent
DON SUTHERLAND . . . General Agent, Freight Department
J. E. SOUTHWORTH . . . Traveling Passenger Agent
L. A. NEASE . . . District Baggage Agent
City Ticket Office—701 S. W. Washington Street—Phone Broadway 7771
N. B. FALLAS . . . General Agent, Passenger Department
C. P. WEBER . . . City Ticket Agent
SAM D. ALLEN . . . City Passenger Agent
WM. S. RUSH . . . City Passenger Agent
T. W. HOLMAN . . . City Passenger Agent
D. E. LEFFEVRE . . . City Passenger Agent
O. M. HANSEN . . . Depot Passenger Agent
RENO, NEV.—209 American Bldg., 131 West 2nd St.—Phone 4891
J. D. MALEFYT . . . General Agent
RIVERSIDE, CALIF.—Union Pacific Pass. Station, 7th & Vine Sts.—Phone 626
J. L. BRECHIN . . . General Agent
RALPH E. TUTTLE . . . City Freight and Passenger Agent
FERDINAND DAVIS . . . City Freight and Passenger Agent
B. A. STEWART . . . Traveling Freight and Passenger Agent
J. W. WILKINS . . . Traveling Freight and Passenger Agent
L. M. LAYNE . . . (Las Vegas) . . . Traveling Freight and Passenger Agent
ST. JOSEPH 2, MO.—City Ticket Office, 516 Francis Street—Phone 2-5485
F. F. ROBINSON . . . General Freight and Passenger Agent
W. R. TAYLOR . . . Passenger and Ticket Agent
J. W. MARTIN . . . (Hastings, Nebr.) . . . Traveling Freight and Passenger Agent
ST. LOUIS 1, MO.—1223 Ambassador Bldg., 411 North 7th St.—Phone Chestnut 7752
T. W. GURSKY . . . General Agent
A. F. WALTEMATH . . . City Passenger Agent
J. M. REBMANN . . . Traveling Passenger Agent
SACRAMENTO 14, CALIF.—217 Forum Bldg., 1107 Ninth St.—Phone 2-1085
F. A. FOX . . . General Agent
J. C. LINDSLEY . . . Traveling Freight and Passenger Agent
J. E. ATHERTON . . . (Klamath Falls) . . . Traveling Freight and Passenger Agent
SALINA, KANS.—Third and Ash Streets—Phone 297
J. M. BROWN . . . General Agent

C. J. COLLINS
General Passenger Traffic Manager
OMAHA 2, NEBR.
W. T. BURNS
Vice-President, Traffic
OMAHA 2, NEBR.

- SALT LAKE CITY 1, UTAH—Union Pacific Bldg., 10 South Main St.—Phone 3-1544
SAM REINHARDT . . . Traffic Manager
A. G. BLOOM . . . General Passenger Agent
City Ticket Office—Hotel Utah, Main & S. Temple Streets—Phone 3-1544
W. J. THOMAS . . . General Agent, Passenger Department
F. L. MCKEAN . . . District Passenger Agent
E. A. OLSON . . . City Ticket Agent
BLAINE MEAKIN . . . City Passenger Agent
R. T. GRIFFIN . . . City Passenger Agent
ROYAL R. CHAMBERLAIN . . . Traveling Passenger Agent
H. H. HARMER . . . Depot Passenger Agent
F. L. MORGAN . . . General Agent, Freight Department
SAN DIEGO 1, CALIF.—City Ticket Office, 320 Broadway—Phone Franklin 7241
H. G. LARIMER . . . General Agent
C. M. ALLEN . . . Passenger and Freight Traffic Agent
SAN FRANCISCO 2, CALIF.—291 Geary Street—Phone Garfield 1-6030
M. H. FOWLER . . . Traffic Manager
B. P. COSTELLO . . . General Agent, Freight Department
W. E. KENNEDY . . . (Santa Rosa) . . . Traveling Freight and Passenger Agent
City Ticket Office—Geary at Powell Street—Phone Garfield 1-6030
H. W. HICKS . . . General Passenger Agent
J. T. FITZGERALD . . . City Ticket Agent
C. C. CROUSE . . . City Passenger Agent
P. B. JACKSON . . . City Passenger Agent
SAN JOSE 13, CALIF.—206 1st Nat. Bk. Bldg., Santa Clara & 1st Sts.—Phone
E. A. JOHNSON . . . (Phone Cypress 2-3878) . . . General Agent
OTTO NILSSON . . . (Salinas) . . . District Freight and Passenger Agent
F. C. BELL . . . Traveling Freight and Passenger Agent
SAN PEDRO, CALIF.—City Ticket Office, 805 So. Pacific Ave.—Phone
J. V. CONNETT . . . (Phone Terminal 2-7531) . . . General Agent
R. N. ASHBY . . . City Ticket Agent
SANTA ANA, CALIF.—City Ticket Office, 305 North Main Street—Phone
WALTER DITTMER . . . (Phone Kimberly 25979) . . . General Agent
B. C. STREET . . . City Freight and Passenger Agent
SANTA MONICA, CALIF.—City Ticket Office, 307 Santa Monica Blvd.—Phone
W. A. CHENEY . . . (Phone Ex Brook 5-1213) . . . General Agent
F. J. FAYNE . . . City Ticket Agent
P. J. FAYNE . . . City Freight and Passenger Agent
SEATTLE 4, WASH.—204 Union Station, 4th Ave. & Jackson St. Phone Elliott 6933
H. M. WEST . . . Assistant Traffic Manager
P. A. AULENBACHER . . . Traveling Freight and Passenger Agent
P. A. COLE . . . Traveling Freight and Passenger Agent
SEATTLE 1, WASH.—City Ticket Office—1300 Fourth Avenue at University—Phone
A. L. IVES . . . (Elliott 6933) . . . General Agent, Passenger Department
C. L. SPEAR . . . City Passenger Agent
F. R. STERN . . . City Passenger Agent
C. G. ROBERTS . . . Passenger Agent
SIOUX CITY 9, IOWA—405 Commerce Bldg., 520 Neb. St.—Phone 5-3288
L. J. ROACH . . . General Agent, Freight Department
SPOKANE 8, WASH.—City Ticket Office—727 Sprague Ave. Corner Post St.—Phone
J. R. LIVSEY . . . (Main 4121) . . . General Agent
W. H. AHLGRIM, JR. . . (Main 4121) . . . City Passenger Agent
W. O. BALDWIN . . . Traveling Passenger Agent
WILLIAM BELL, 818-16th Ave. West, Calgary, Canada. Trav. Fnt. & Pasgr. Agt. Phone 11-170
STOCKTON 6, CALIF.—207 California Bldg., 11 So. San Joaquin St.—Phone 2-2981
V. J. CHRISTENSEN . . . District Freight and Passenger Agent
H. C. DANNER . . . Traveling Freight and Passenger Agent
SUN VALLEY, IDAHO—Phone Sun Valley 3311
R. E. BERNER . . . Transportation Agent
TACOMA 2, WASH.—City Ticket Office, 114 South Ninth St.—Phone Broadway 2275
F. G. ROTHWELL . . . General Agent
R. C. CANADAY . . . City Passenger Agent
H. A. JOHNSON . . . Traveling Passenger Agent
L. E. TOMPKINS . . . (Longview) . . . Traveling Freight and Passenger Agent
TORONTO 1, ONT.—201-2 Canadian Pacific Bldg., 69 Yonge St. Phone Empire 4-7239
W. W. CREIGHTON . . . General Agent
TULSA 3, OKLA.—823 Kennedy Bldg., 321 South Boston St.—Phone 2-6859
L. B. BRADLEY . . . General Agent
M. B. HARDIN . . . Traveling Freight and Passenger Agent
WALLA WALLA, WASH.—1st. Nat'l Bank Bldg., 2nd & Alder Sts.—Phone 30
J. H. CUNNINGHAM . . . General Agent
L. E. MCHANNING . . . City Freight and Passenger Agent
J. I. PURDY . . . (Pendleton) . . . Traveling Freight and Passenger Agent
WASHINGTON 5, D.C.—600 Shoreham Bldg., 15th and H Sts., N. W.—Phone
R. T. FAYNE . . . (Republic 0600) . . . General Agent
RAY C. HARTL . . . District Passenger Agent
WINSTON-SALEM 3, N. C.—632 Reynolds Bldg., 4th and Main Sts.—Phone 2-4881
D. R. WALKER . . . Traveling Freight and Passenger Agent
YAKIMA, WASH.—Union Pacific Building, 104 W. Yakima Ave.—Phone 4181
V. E. BUCHANAN . . . General Agent
A. C. TAYLOR . . . (Kennewick, Wash.) . . . Traveling Freight and Passenger Agent
J. B. DELAPOER . . . Traveling Freight and Passenger Agent

J. R. MacANALLY
General Freight Traffic Manager
OMAHA 2, NEBR.

From Office . . . or Home
TELEPHONE YOUR TRANSPORTATION REQUIREMENTS
Passenger or Freight representatives in your nearest Union Pacific office are eager to help you