


**FAST
THROUGH**

Streamliner

"CITY OF LOS ANGELES"

Daily Between



CHICAGO and CALIFORNIA

for PULLMAN passengers

- ★ Wide choice of accommodations
- ★ Main dining car
- ★ Lounge cars

for COACH passengers

- ★ Reserved seats with modern leg-rest
- ★ Cafe-Lounge car

for ALL passengers

- ★ The finest of fresh, western-grown foods, expertly prepared and served in the main dining and cafe-lounge cars.

NOTE: Travelers to or from Los Angeles can conveniently stop over at exciting Las Vegas and also visit colossal Hoover Dam and Lake Mead located near by.

UNION PACIFIC RAILROAD
Road of the Daily Streamliners

In addition to the "City of Los Angeles" there are the daily Streamliners

"CITY OF SAN FRANCISCO"

(Fastest train between Chicago-San Francisco)

"CITY OF PORTLAND"

(Fastest and only through train between Chicago-Portland)

also in daily service—


between Chicago and Pacific Coast—LOS ANGELES LIMITED . . . SAN FRANCISCO OVERLAND . . . and GOLD COAST.

Between Chicago and Denver, the over-night, every night Streamliner "CITY OF DENVER."

January 1, 1952

**UNION
PACIFIC
RAILROAD**

TIME TABLES



January 1, 1952

**UNION
PACIFIC
RAILROAD**

TIME TABLES




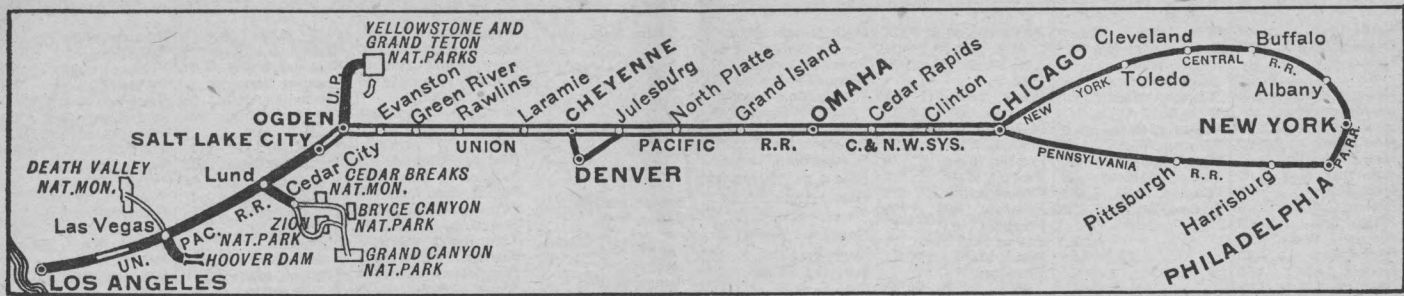
Table of geographical locations and table numbers. Includes entries for Nevada, Idaho, Oregon, Utah, and Wyoming. Locations include Reno, Carson City, Boise, and various smaller towns. Table numbers range from 1 to 77.

Table of geographical locations and table numbers. Includes entries for Nevada, Idaho, Oregon, Utah, and Wyoming. Locations include Reno, Carson City, Boise, and various smaller towns. Table numbers range from 78 to 155.

Table of geographical locations and table numbers. Includes entries for Nevada, Idaho, Oregon, Utah, and Wyoming. Locations include Reno, Carson City, Boise, and various smaller towns. Table numbers range from 156 to 333.

Stations marked ■ are located on Divisions indicated by table numbers, but are not shown in folder tables.

Stations marked ■ are located on Divisions indicated by table numbers, but are not shown in folder tables.



COAST-TO-COAST THROUGH SLEEPING CAR SERVICE

Between New York City and Los Angeles

The General No. 49 Los Angeles Limited No. 1 Daily—Example		New York and Los Angeles via Pennsylvania Railroad and Overland Route No Extra Fare		Los Angeles Limited No. 2 Pennsylvania Limited No. 2 Daily—Example		Advance Commodore Vanderbilt No. 65 Los Angeles Limited No. 1 Daily—Example		New York and Los Angeles via New York Central and Overland Route No Extra Fare		Los Angeles Limited No. 2 Lake Shore Limited No. 22 Daily—Example	
5.00	FRI	Lv New York (E. S. T.)	Ar	11.59	MON	3.30	FRI	Lv New York (E.S.T.)	Ar	12.30	MON
6.20	FRI	Lv N. Philadelphia (E.S.T.)	Ar	10.30	"	7.30	SAT	Ar Chicago (C.S.T.)	Lv	6.30	SUN
12.54	FRI	Lv Pittsburgh (E.S.T.)	Ar	3.30	MON			C. & N. W.			
8.20	SAT	Ar Chicago (C. S. T.)	Lv	6.30	SUN	12.01	SAT	Lv Chicago (C.S.T.)	Ar	2.00	SUN
		C. & N. W.				3.57	"	" Cedar Rapids	Lv	9.25	"
12.01	SAT	Lv Chicago (C.S.T.)	Ar	2.00	SUN	6.25	"	" Boone	Lv	7.15	"
3.57	"	" Cedar Rapids	Ar	9.25	"	9.00	SAT	Ar Omaha	Lv	4.30	SUN
6.25	"	" Boone	Lv	7.15	"			Union Pacific			
9.00	SAT	Ar Omaha	Lv	4.30	SUN	9.25	SAT	Lv Omaha	Ar	3.50	SUN
		Union Pacific				12.05	SUN	" Grand Island	Lv	1.15	SUN
9.25	SAT	Lv Omaha	Ar	3.50	SUN	2.20	SUN	Ar N. Platte (C.S.T.)	Lv	11.00	SAT
12.05	SUN	" Grand Island	Lv	1.15	SUN	1.30	"	Lv N. Platte (M.S.T.)	Ar	9.28	"
2.20	"	Ar N. Platte (C.S.T.)	Lv	11.00	SAT	3.50	"	" Sidney	Lv	7.40	"
1.30	"	Lv N. Platte (M.S.T.)	Ar	9.28	"	6.00	"	Ar Cheyenne	Lv	6.00	"
3.50	"	" Sidney	Lv	7.40	"	6.10	"	Lv Cheyenne	Ar	5.45	"
6.00	"	Ar Cheyenne	Lv	6.00	"	7.40	"	" Laramie	Lv	4.25	"
6.10	"	Lv Cheyenne	Ar	5.45	"	9.55	"	" Rawlins	Lv	2.05	"
7.40	"	" Laramie	Lv	4.25	"	12.50	"	" Green River	Lv	11.20	"
9.55	"	" Rawlins	Lv	2.05	"	5.00	"	" Ogden	Lv	7.30	"
12.50	"	" Green River	Lv	11.20	"	6.00	"	" Salt Lake City	Lv	6.20	"
5.00	"	" Ogden	Lv	7.30	"	9.40	SUN	" Milford (M.S.T.)	Lv	2.25	SAT
6.00	"	" Salt Lake City	Lv	6.20	"	2.45	MON	Lv Las Vegas (P.S.T.)	Lv	7.45	FRI
9.40	SUN	" Milford (M.S.T.)	Lv	2.25	SAT	8.30	"	Ar San Bernardino	Lv	1.50	"
2.45	MON	Lv Las Vegas (P.S.T.)	Lv	7.45	FRI	9.00	"	" Riverside	Lv	1.25	"
8.30	"	Ar San Bernardino	Lv	1.50	"	10.10	"	" East Los Angeles	Lv	12.20	"
9.00	"	" Riverside	Lv	1.25	"	10.40	MON	Ar Los Angeles	Lv	12.01	FRI
10.10	"	" East Los Angeles	Lv	12.20	"						
10.40	MON	Ar Los Angeles	Lv	12.01	FRI						
♦10.35	MON	Ar Alhambra	Lv	♦11.35	FRI	♦10.35	MON	Ar Alhambra	Lv	♦11.35	FRI
♦10.50	"	Ar Pasadena	Lv	♦11.20	"	♦10.50	"	Ar Pasadena	Lv	♦11.20	"
♦11.15	"	Ar Glendale (City)	Lv	♦10.55	"	♦11.15	"	Ar Glendale (City)	Lv	♦10.55	"
♦11.20	"	Ar Anaheim	Lv	♦10.50	"	♦11.20	"	Ar Anaheim	Lv	♦10.50	"
♦11.05	"	Ar Long Beach	Lv	♦10.55	"	♦11.05	"	Ar Long Beach	Lv	♦10.55	"
♦11.30	MON	Ar San Pedro (P.S.T.)	Lv	♦10.20	FRI	♦11.30	MON	Ar San Pedro (P.S.T.)	Lv	♦10.20	FRI

Coast-to-Coast Equipment

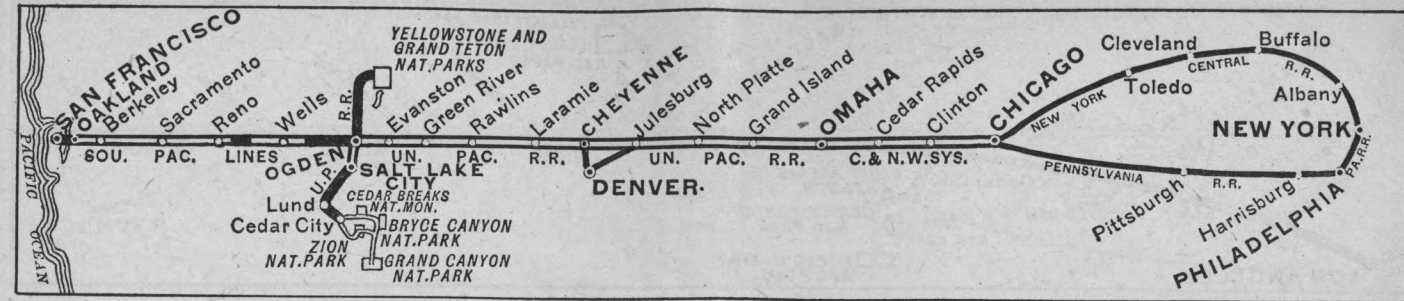
Nos. 49-1 and 2-2

Standard Sleeping Cars. New York City to Los Angeles—
10 Roomettes, 6 Double Bedrooms.
Los Angeles to New York City—
10 Roomettes, 6 Double Bedrooms.

Nos. 65-1 and 2-22

Standard Sleeping Cars. New York City to Los Angeles—
10 Roomettes, 6 Double Bedrooms.
Los Angeles to New York City—
10 Roomettes, 6 Double Bedrooms.

♦ Motor bus connections with main line trains at East Los Angeles. See tables 7, 8 and 9 for complete information on bus schedules to and from East Los Angeles.



COAST-TO-COAST THROUGH SLEEPING CAR SERVICE

Between New York City and San Francisco

The Wolverine No. 17 San Francisco Overland No. 27 Alternate Days See Note 1		New York and San Francisco via New York Central and Overland Route No Extra Fare		San Francisco Overland No. 28 Lake Shore Limited No. 22 Alternate Days See Note 2		Pennsylvania Limited No. 1 San Francisco Overland No. 27 Alternate Days See Note 3		New York and San Francisco via Pennsylvania Railroad and Overland Route No Extra Fare		San Francisco Overland No. 28 The Admiral No. 70 Alternate Days See Note 4	
6.15	FRI	Lv New York (E.S.T.)	Ar	12.30	MON	6.45	FRI	Lv New York (E.S.T.)	Ar	11.45	MON
7.10	SAT	Ar Detroit	Lv	▲	SUN	8.11	FRI	Lv N. Philadelphia (E.S.T.)	Ar	10.16	"
11.15	SAT	Ar Chicago (C.S.T.)	Lv	6.30	SUN	2.56	SAT	Ar Pittsburgh (E.S.T.)	Ar	3.13	MON
		C. & N. W.				10.25	SAT	Ar Chicago (C.S.T.)	Lv	5.30	SUN
		C. & N. W.						C. & N. W.			
3.30	SAT	Lv Chicago (C.S.T.)	Ar	1.00	SUN	3.30	SAT	Lv Chicago (C.S.T.)	Ar	1.00	SUN
7.16	SAT	" Cedar Rapids	Lv	8.38	"	7.16	"	" Cedar Rapids	Lv	8.38	"
9.44	SAT	" Boone	Lv	6.30	"	9.44	"	" Boone	Lv	6.30	"
12.30	SUN	Ar Omaha	Lv	3.45	SUN	12.30	SUN	Ar Omaha	Lv	3.45	SUN
		Union Pacific						Union Pacific			
12.55	SUN	Lv Omaha	Ar	3.20	SUN	12.55	SUN	Lv Omaha	Ar	3.20	SUN
3.32	"	" Grand Island	Lv	12.25	SUN	3.32	"	" Grand Island	Lv	12.25	SUN
5.50	"	Ar N. Platte (C. S. T.)	Lv	10.00	SAT	5.50	"	Ar N. Platte (C. S. T.)	Lv	10.00	SAT
5.00	"	Lv N. Platte (M. S. T.)	Ar	8.50	"	5.00	"	Lv N. Platte (M. S. T.)	Ar	8.50	"
7.30	"	" Sidney	Lv	7.00	"	7.30	"	" Sidney	Lv	7.00	"
9.50	"	Ar Cheyenne	Lv	5.20	"	9.50	"	Ar Cheyenne	Lv	5.20	"
10.00	"	Lv Cheyenne	Ar	5.05	"	10.00	"	Lv Cheyenne	Ar	5.05	"
11.30	"	" Laramie	Lv	3.45	"	11.30	"	" Laramie	Lv	3.45	"
1.45	"	" Rawlins	Lv	1.25	"	1.45	"	" Rawlins	Lv	1.25	"
4.40	"	" Green River	Lv	10.50	"	4.40	"	" Green River	Lv	10.50	"
8.33	SUN	Ar Ogden (M. S. T.)	Lv	6.55	SAT	8.33	SUN	Ar Ogden (M. S. T.)	Lv	6.55	SAT
		Southern Pacific						Southern Pacific			
9.00	SUN	Lv Ogden (M.S.T.)	Ar	6.25	SAT	9.00	SUN	Lv Ogden (M.S.T.)	Ar	6.25	SAT
6.41	MON	" Reno (P.S.T.)	Lv	6.39	FRI	6.41	MON	" Reno (P.S.T.)	Lv	6.39	FRI
7.37	"	" Truckee	Lv	5.32	"	7.37	"	" Truckee	Lv	5.32	"
11.35	"	Ar Sacramento	Lv	1.40	"	11.35	"	Ar Sacramento	Lv	1.40	"
11.40	"	Lv Sacramento	Lv	1.35	"	11.40	"	Lv Sacramento	Lv	1.35	"
1.25	"	Ar Berkeley	Lv	11.46	"	1.25	"	Ar Berkeley	Lv	11.46	"
1.35	"	" Oakland (16th St.)	Lv	11.38	"	1.35	"	" Oakland (16th St.)	Lv	11.38	"
1.45	"	" Oakland Pier	Lv	11.30	"	1.45	"	" Oakland Pier	Lv	11.30	"
2.20	MON	Ar San Francisco (P.S.T.)	Lv	11.00	FRI	2.20	MON	Ar San Francisco (P.S.T.)	Lv	11.00	FRI

NOTE 1: From New York — Westbound
—ODD DAYS: Feb., April and May
—EVEN DAYS: Jan., March and June

NOTE 2: From San Francisco — Eastbound
—EVEN DAYS: Feb., April and May
—ODD DAYS: Jan., March and June

NOTE 3: From New York — Westbound
—EVEN DAYS: Feb., April and May
—ODD DAYS: Jan., March and June

NOTE 4: From San Francisco — Eastbound
—ODD DAYS: Feb., April and May
—EVEN DAYS: Jan., March and June

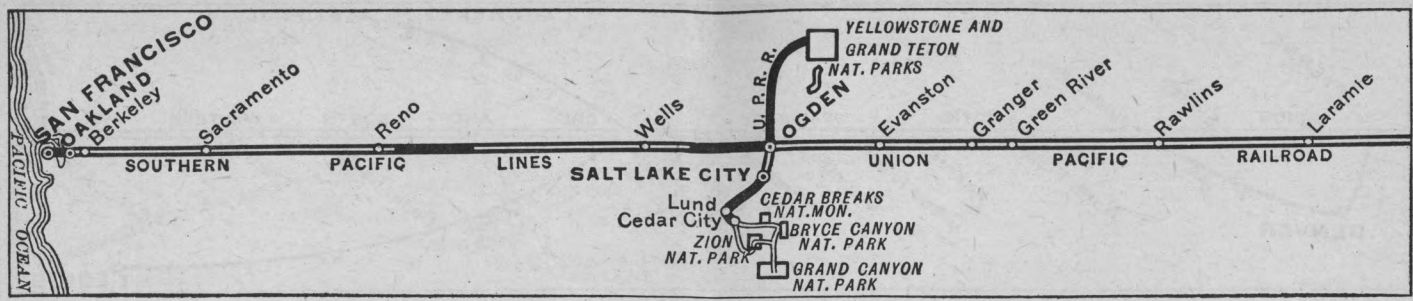
Nos. 17-27 and 28-22

Standard Sleeping Car. New York City to San Francisco—
10 Roomettes, 6 Double Bedrooms.
San Francisco to New York City—
10 Roomettes, 6 Double Bedrooms.

Coast-to-Coast Equipment

Nos. 1-27 and 28-70

Standard Sleeping Car. New York City to San Francisco—
10 Roomettes, 6 Double Bedrooms.
San Francisco to New York City—
10 Roomettes, 6 Double Bedrooms.



NEW YORK and CHICAGO to SAN FRANCISCO via Omaha

Table B Condensed Schedules All Trains Daily	Streamliner City of San Francisco 101 Daily Example	San Francisco Overland 27 Daily Example	Gold Coast 23 Daily Example
Lv New York (E.S.T.) N.Y.C.		6.15 FRI	
Lv Detroit		7.10 SAT	
Ar Chicago (C.S.T.)		11.15 SAT	
Lv New York (EST) Penn.R.R.		6.45 FRI	
Lv N. Phila., Pa. (E.S.T.)		8.11 FRI	
Ar Chicago (C.S.T.)		10.25 SAT	
C. & N. W.			
Lv Chicago (C.S.T.)	7.00 SUN	3.30 SAT	8.00 SUN
Lv Clinton	9.14 "	5.55 "	11.05 SUN
Lv Cedar Rapids	10.25 "	7.16 SAT	12.45 MON
Ar Council Bluffs	2.33 SUN	12.14 SUN	7.02 "
Ar Omaha	2.45 MON	12.30 SUN	7.30 MON
C. & N. W.			
Lv Minneapolis		203-10-203	201-2-201
Lv St. Paul		11.40 SAT	9.25 SUN
Lv Sioux City		12.10 "	10.10 SUN
Ar Omaha		6.10 "	5.00 MON
		8.40 SAT	7.45 MON
Union Pacific			
Lv Omaha (C.S.T.)	2.55 MON	12.55 SUN	8.20 MON
" Fremont			9.16 "
" Columbus			10.12 "
" Grand Island	4.55 "	3.32 "	11.30 "
" Kearney			12.18 "
Ar North Platte (C.S.T.)	6.46 "	5.50 "	2.15 "
Lv North Platte (M.S.T.)	5.45 "	5.00 "	1.25 "
" Sidney	7.28 "	7.30 "	3.55 "
Lv Cheyenne	9.10 "	9.50 "	6.10 "
Ar Cheyenne	9.20 "	10.00 "	6.20 "
" Laramie	10.40 "	11.30 "	7.50 "
" Rawlins	12.30 "	1.45 "	10.35 MON
" Rock Springs			1.10 TUE
Ar Green River	2.40 "	4.20 "	1.35 "
Lv Green River	2.50 "	4.40 "	1.55 "
" Evanston	4.30 "	6.47 "	4.18 "
Ar Ogden (M.S.T.)	6.05 MON	8.33 SUN	6.15 TUE
Lv Salt Lake City (M.S.T.)		8.00 SUN	6.20 TUE
Southern Pacific			
Lv Ogden (M.S.T.)	6.22 MON	9.00 SUN	8.15 TUE
" Reno (P.S.T.)	2.22 TUE	6.41 MON	10.40 "
" Truckee		7.37 "	11.45 TUE
Ar Sacramento	6.46 "	11.35 "	4.15 WED
Lv Sacramento	6.53 "	11.40 "	4.35 "
Ar Berkeley	8.22 "	1.25 "	6.38 "
" Oakland (16th St.)	8.31 "	1.35 "	6.49 "
" Oakland Pier	8.40 "	1.45 "	7.00 "
Ar San Francisco (P.S.T.)	9.15 TUE	2.20 MON	7.35 WED

Equipment for Page 10

★ **NO. 101—Streamliner CITY OF SAN FRANCISCO—Daily—Extra Fare**
Cars from Chicago run via C. & N. W. to Omaha; U. P. to Ogden; S. P. to San Francisco.

Club Lounge Car ⊙..... Chicago to San Francisco (Radio).
Standard Sleeping Cars.... Chicago to San Francisco—Drawing-rooms, Compts., Double Bedrooms, Duplex Single Bedrooms, Roomettes, Sections.
☞ The Duplex Single Bedroom cars do not operate every trip, Consult Ticket Agent for particulars.
Reclining Seat— Chicago to San Francisco—(all seats reserved).
Leg Rest Coaches..... Chicago to San Francisco—Moderately priced meals and lounge for coach passengers.
Dining Car..... A la carte and club or table d'hote service.

★ **NO. 27—SAN FRANCISCO OVERLAND—DAILY—NO EXTRA FARE**
Cars from Chicago run via C. & N. W. to Omaha; U. P. to Ogden; S. P. to San Francisco.

Club Lounge Car ⊙..... Chicago to San Francisco (Radio).
Standard Sleeping Cars.... New York to San Francisco—10 Roomettes, 6 Double Bedrooms (P.R.R. No. 1 to Chicago). Car operates every other day—see Page 7.
New York to San Francisco—10 Roomettes, 6 Double Bedrooms (N.Y.C. No. 17 to Chicago). Car operates every other day—see Page 7.
Chicago to San Francisco—10 Roomettes, 6 Double Bedrooms.
Chicago to San Francisco—2 Drawing-rooms, 4 Compartments, 4 Double Bedrooms.
Chicago to San Francisco—6 Sections, 6 Roomettes, 4 Double Bedrooms.
Chicago to West Yellowstone—10 Sec. 1 D.R., 2 Compt. (No. 11-35 from Green River—Summer Season).
Green River to San Francisco—6 Sections, 6 Roomettes, 4 Double Bedrooms (No. 9 from St. Louis).
Salt Lake City to San Francisco—6 Sections, 6 Roomettes, 4 Double Bedrooms, (No. 29 to Ogden).
Reclining Seat Coaches.... Chicago to San Francisco (all seats reserved).
Green River to San Francisco (No. 9 from St. Louis—all seats reserved).
Club Lounge Car..... Chicago to San Francisco (for exclusive use of coach passengers). (Radio).
Dining Car..... A la carte and club or table d'hote service.

★ **NO. 23—GOLD COAST—DAILY**
Cars from Chicago run via C. & N. W. to Omaha; U. P. to Ogden; S. P. to San Francisco.

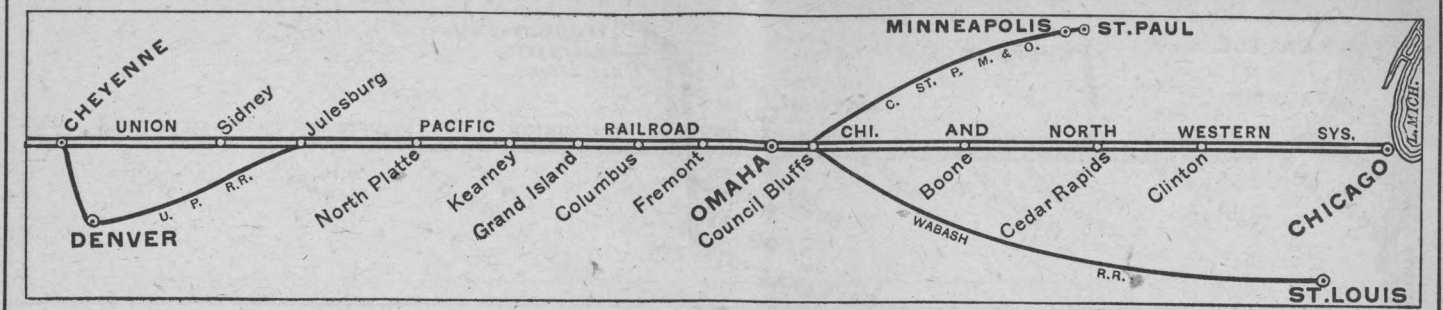
Club Lounge Car ⊙..... Chicago to San Francisco (Radio).
Standard Sleeping Cars.... Chicago to San Francisco—12 Sections, D.R. (3 cars). Ogden to San Francisco—12 Sections, Drawing-room (No. 37 from Denver).
Reclining Seat Coaches.... Chicago to San Francisco. (Not reserved).
Dining Car..... A la carte and club or table d'hote service.

Footnotes for Page 10

Passengers Use Ferry Steamer between Oakland Pier and San Francisco.

- ⊙ Club lounge cars are for the exclusive use of standard sleeping car passengers. The City of San Francisco and San Francisco Overland have lounge cars for coach passengers.
- ☞ Conditional stop; see table 1
- Extra fare train; limited handling of baggage, consult agent. See tables 1 and 2.
- (f) Stops only on signal.

- ★ Regularly assigned through cars air-conditioned. (E.S.T.) Eastern standard time. (C.S.T.) Central standard time. (M.S.T.) Mountain standard time. (P.S.T.) Pacific standard time. Time from 12:01 midnight to 12:00 noon shown in light face type. **Time from 12.01 noon to 12.00 midnight shown in heavy face type.**



SAN FRANCISCO to CHICAGO, and NEW YORK via Omaha

Table B Condensed Schedules All Trains Daily	Streamliner City of San Francisco 102 Daily Example	San Francisco Overland 28 Daily Example	Gold Coast 24 Daily Example
Southern Pacific			
Lv San Francisco (P.S.T.)	5.00 SUN	11.00 FRI	6.00 SUN
" Oakland Pier	5.27 "	11.30 "	6.30 "
" Oakland (16th St.)	5.33 "	11.38 "	6.39 "
" Berkeley	5.39 "	11.46 "	6.49 "
Ar Sacramento	7.15 "	1.35 "	8.55 "
Lv Sacramento	7.20 "	1.40 "	9.15 SUN
" Truckee		5.32 "	f 1.35 MON
" Reno (P.S.T.)	11.51 SUN	6.39 FRI	2.55 "
Ar Ogden (M.S.T.)	9.40 MON	6.25 SAT	6.30 MON
Union Pacific			
Ar Salt Lake City (M.S.T.)		7.35 SAT	9.20 MON
Lv Ogden (M.S.T.)	9.55 MON	6.55 SAT	7.15 MON
" Evanston	11.24 "	8.45 "	9.30 "
Ar Green River	1.05 "	10.40 "	11.50 MON
Lv Green River	1.15 "	10.50 "	12.15 TUE
" Rock Springs			12.40 "
" Rawlins	3.30 "	1.25 "	3.25 "
" Laramie	5.20 "	3.45 "	6.35 "
Ar Cheyenne	6.30 "	5.05 "	8.15 "
Lv Cheyenne	6.40 "	5.20 "	8.30 "
" Sidney	8.02 "	7.00 "	10.20 "
Ar North Platte (M.S.T.)	9.43 "	8.50 "	12.30 "
Lv North Platte (C.S.T.)	10.48 MON	10.00 "	1.40 "
" Kearney			3.40 "
" Grand Island	12.40 "	12.25 SUN	4.45 "
" Columbus			5.52 "
" Fremont			6.49 "
Ar Omaha	2.50 TUE	3.20 SUN	7.50 TUE
C. & N. W.			
Lv Omaha	3.00 TUE	3.45 SUN	8.30 TUE
Lv Council Bluffs	3.10 "	3.55 "	8.45 TUE
Ar Cedar Rapids	7.05 "	8.38 "	2.35 WED
Lv Clinton	8.20 "	10.05 "	4.35 "
Ar Chicago (C.S.T.)	10.45 TUE	1.00 SUN	8.15 WED
C. & N. W.			
Lv Omaha		(204-9-204)	(202-1-202)
Ar Sioux City		9.25 SUN	10.25 TUE
Ar St. Paul		11.50 "	1.05 WED
Ar Minneapolis (C.S.T.)		6.15 "	7.45 "
		6.50 SUN	8.20 WED
Lv Chicago (C.S.T.) N.Y.C.		6.30 SUN	
Ar New York (E.S.T.)		12.30 MON	
Lv Chicago (C.S.T.) Penn.R.R.		5.30 SUN	
Ar N. Phila., Pa. (E.S.T.)		10.16 MON	
Ar New York (E.S.T.)		11.45 MON	

Equipment for Page 11

★ **NO. 102—Streamliner CITY OF SAN FRANCISCO—Daily—Extra Fare**
Runs via S. P. to Ogden, and via C. & N. W. east of Omaha.

Club Lounge Car ⊙..... San Francisco to Chicago—(Radio).
Standard Sleeping Cars.... San Francisco to Chicago—Drawing rooms, Compts., Double Bedrooms, Duplex Single Bedrooms, Roomettes, Sections.
☞ The Duplex Single Bedroom cars do not operate every trip, Consult Ticket Agent for particulars.
Reclining Seat— San Francisco to Chicago—(all seats reserved).
Leg Rest Coaches..... San Francisco to Chicago—(all seats reserved).
Cafe Lounge Car..... San Francisco to Chicago—Moderately priced meals and lounge for coach passengers.
Dining Car..... A la carte and club or table d'hote service.

★ **NO. 28—SAN FRANCISCO OVERLAND—DAILY—No Extra Fare**
Runs via S. P. to Ogden, and via C. & N. W. east of Omaha.

Club Lounge Car ⊙..... San Francisco to Chicago (Radio).
Standard Sleeping Cars.... San Francisco to New York—10 Roomettes, 6 Double Bedrooms (P.R.R. No. 70 east of Chicago). Car operates every other day—see Page 7.
San Francisco to New York—10 Roomettes, 6 Double Bedrooms (N.Y.C. No. 22 east of Chicago). Car operates every other day—see Page 7.
San Francisco to Chicago—10 Roomettes, 6 Double Bedrooms.
San Francisco to Chicago—2 Drawing-rooms, 4 Compartments, 4 Double Bedrooms.
San Francisco to Chicago—6 Sections, 6 Roomettes, 4 Double Bedrooms.
San Francisco to Ogden—6 Sections, 6 Roomettes, 4 Double Bedrooms (U.P.-Wab. 10 to St. Louis).
San Francisco to Salt Lake City—6 Sections, 6 Roomettes, 4 Double Bedrooms, (No. 30 south of Ogden).
West Yellowstone to Chicago—10 Sections, D.R., Compts. (Nos. 36-12 to Green River—Summer Season).
Reclining Seat Coaches.... San Francisco to Chicago (all seats reserved).
San Francisco to Ogden (No. 10 to St. Louis—all seats reserved).
Club Lounge Car..... San Francisco to Chicago (for exclusive use of coach passengers). (Radio).
Dining Car..... A la carte and club or table d'hote service.

★ **NO. 24—GOLD COAST—DAILY**
Runs via S. P. to Ogden, and via C. & N. W. east of Omaha.

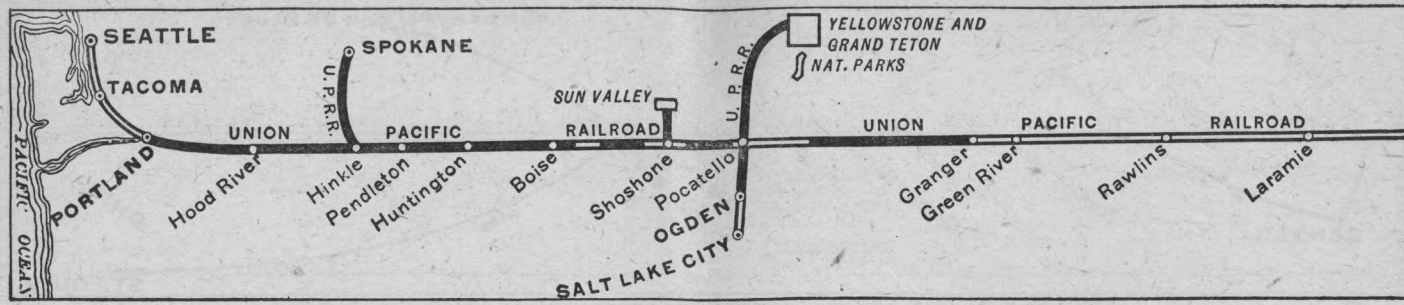
Club Lounge Car ⊙..... San Francisco to Chicago (Radio).
Standard Sleeping Cars.... San Francisco to Chicago—12 Sections, D.R. (3 cars). San Francisco to Ogden—12 Sections, Drawing-room (No. 38 to Denver).
Reclining Seat Coaches.... San Francisco to Chicago (not reserved).
Dining Car..... A la carte and club or table d'hote service.

Footnotes for Page 11

Passengers Use Ferry Steamer between San Francisco and Oakland Pier.

- ⊙ Club lounge cars are for the exclusive use of standard sleeping car passengers. The City of San Francisco and San Francisco Overland have lounge cars for coach passengers.
- ☞ Conditional stop; see Table 2.
- Extra fare train; limited handling of baggage, consult agent. See tables 1 and 2.
- (f) Stops only on signal.

- ★ Regularly assigned through cars air-conditioned. (E.S.T.) Eastern standard time. (C.S.T.) Central standard time. (M.S.T.) Mountain standard time. (P.S.T.) Pacific standard time. Time from 12:01 midnight to 12:00 noon shown in light face type. **Time from 12.01 noon to 12.00 midnight shown in heavy face type.**

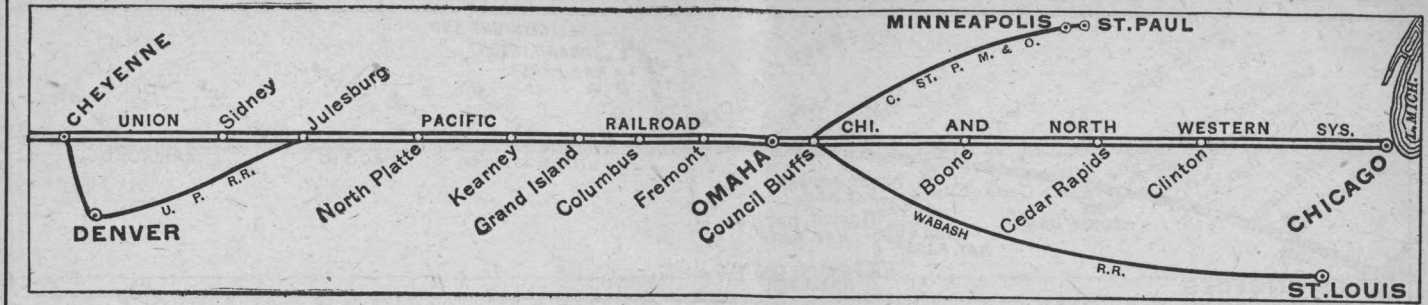


CHICAGO to PORTLAND and SEATTLE via Omaha

Table C Condensed Schedules All Trains Daily		Streamliner City of Portland 105 Daily Example	Gold Coast- Portland Rose 23-17 Daily Example	Idahoan 11 Daily Example	San Fran. Overland Yel. Spec. 27-11-35 Summer Season Example
Equipment for Page 12					
★ NO. 105—Streamliner CITY OF PORTLAND—DAILY—No Extra Fare					
C. & N. W. to Omaha; No. 457 Portland-Seattle.					
Club Lounge Car @ Chicago to Portland (Radio, bath).					
Standard Sleeping Cars Chicago to Portland—2 Drawing Rooms, 4 Compartments, 4 Double Bedrooms.					
Chicago to Portland—6 Sections, 6 Roomettes, 4 Double Bedrooms (2 cars).					
Reclining Seat—Chicago to Seattle—12 Roomettes, 4 Double Bedrooms.					
Leg Rest Coaches Chicago to Portland (all seats reserved).					
Cafe Lounge Car Chicago to Portland—Moderately priced meals and lounge for coach passengers.					
Dining Car A la carte and club or table d'hote service.					
★ NO. 23-17—GOLD COAST—PORTLAND ROSE—DAILY					
C. & N. W. No. 23 to Omaha; U. P. No. 23 to Green River; No. 17 to Portland.					
Club Lounge Service @ Chicago to Portland (Radio).					
Standard Sleeping Cars Chicago to Portland—10 Sections, D. R., Compt. Pocatello to Spokane—10 Sec., 3 Dbl. Bdrm (No. 33 from Salt Lake City; No. 20 north of Hinkle).					
Green River to Portland—6 Sections, 6 Roomettes, 4 Double Bedrooms (No. 17 through from Denver).					
Green River to Portland—10 Sections, 1 Drawing-room, 2 Compts. (No. 37-17 through from Kansas City).					
West Yellowstone to Pocatello—10 Sec., D.R., Compts. (No. 36 to Pocatello—Summer Season).					
Reclining Seat Coaches Chicago to Portland (No. 37-17 through from Kansas City).					
Green River to Spokane (No. 17 from Denver—No. 20 north of Hinkle).					
Dining Car Omaha to Portland—a la carte and club or table d'hote service.					
★ NO. 11—IDAHOAN—DAILY					
No. 11 Omaha to Portland; No. 459 to Seattle.					
Club Lounge Car @ Cheyenne to Portland (Radio).					
Standard Sleeping Cars Green River to Seattle—6 Sections, 6 Roomettes, 4 Double Bedrooms (No. 9 from St. Louis).					
Pocatello to Portland—10 Sections, Drawing-room Compartment (No. 31 from Salt Lake City).					
Reclining Seat Coaches Omaha to Portland (not reserved).					
Green River to Portland (No. 9 from St. Louis—all seats reserved).					
Pocatello to Portland (No. 31 from Salt Lake City—not reserved).					
Dining Car Cheyenne to Portland—a la carte and club or table d'hote service.					
★ NO. 27-11-35—SAN FRAN. OVERL'ND—YEL'STONE SPECIAL—DAILY					
SUMMER SEASON JUNE 16 THRU SEPT. 6					
C. & N. W. No. 27 to Omaha; U. P. No. 27 to Green River; No. 11 to Pocatello; No. 35 to West Yellowstone.					
Club Lounge Service @ Chicago to West Yellowstone.					
Standard Sleeping Car Chicago to West Yellowstone—10 Sections, Drawing-room, Compartments (No. 35 beyond Pocatello).					
Reclining Seat Coaches Chicago to Green River (reserved); Green River to Pocatello; Pocatello to West Yellowstone.					
Dining Car A la carte and club or table d'hote service.					

Footnotes for Page 12

- ① Club lounge cars are for the exclusive use of standard sleeping car passengers.
- ② The City of Portland and the San Francisco Overland have lounge cars for coach passengers.
- Limited handling of baggage on Train 105; consult agent.
- Conditional stop; see Table 1 or 20. □ Runs via Borie Cut-off; not via Cheyenne.
- ★ Regularly assigned through cars air-conditioned. (f) Stops only on signal.
- ♣ Motor Bus. This service is provided passengers arriving or departing Shoshone and holding through rail tickets to and from Sun Valley or Ketchum, Idaho. NOTE:—Between Oct. 16 and Dec. 16 buses will meet trains 17 and 18 only, except for Nos. 105 and 106 buses will be "on call". Advise conductor, who will arrange.
- West Yellowstone, Montana, is gateway to Yellowstone National Park. Summer Season is from June 18 through September 8.
- ▲ Daily train No. 459. ♣ Daily train No. 457.
- (C.S.T.) Central Standard time. (M.S.T.) Mountain Standard time.
- (P.S.T.) Pacific Standard time.
- Time from 12.01 midnight to 12.00 noon shown in light face type.
- Time from 12.01 noon to 12.00 midnight shown in heavy face type.

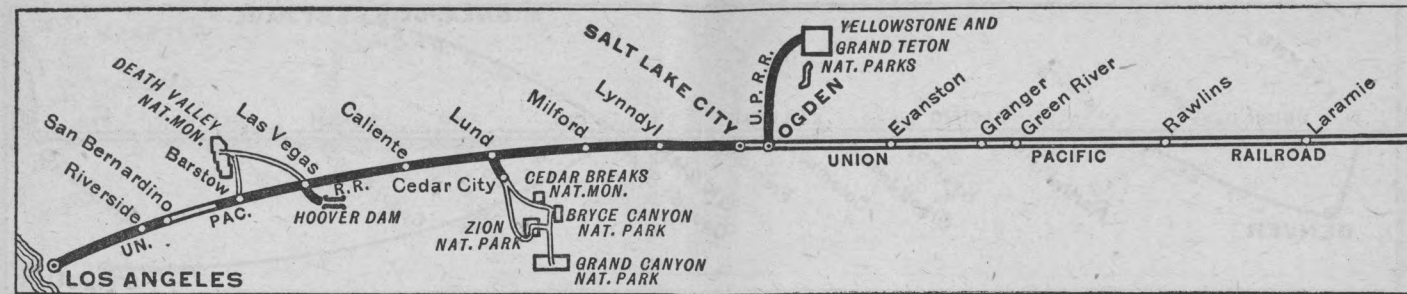


SEATTLE and PORTLAND to CHICAGO via Omaha

Table C Condensed Schedules All Trains Daily		Streamliner City of Portland 106 Daily Example	Portland Rose Gold Coast 18-24 Daily Example	Idahoan- 12 Daily Example	Yel. Spec. San Fran. Overland 30-12-28 Summer Season Example
Equipment for Page 13					
★ NO. 106—Streamliner CITY OF PORTLAND—Daily—No Extra Fare					
C. & N. W. east of Omaha; No. 408 Seattle-Portland.					
Club Lounge Car @ Portland to Chicago (Radio, bath).					
Standard Sleeping Cars Portland to Chicago—2 Drawing-rooms, 4 Compartments, 4 Double Bedrooms.					
Portland to Chicago—6 Sec, 6 Rmte, 4 Dbl Bdrm (2 cars).					
Reclining Seat—Seattle to Chicago—12 Roomettes, 4 Double Bdrm.					
Leg Rest Coaches Portland to Chicago (all seats reserved).					
Cafe Lounge Car Portland to Chicago—Moderately priced meals and lounge for coach passengers.					
Dining Car A la carte and club or table d'hote service.					
★ NO. 18-24—PORTLAND ROSE—GOLD COAST—DAILY					
No. 18 to Green River; No. 24 to Chicago; C. & N. W. east of Omaha.					
Club Lounge Car Service @ Portland to Chicago (Radio).					
Standard Sleeping Cars Portland to Chicago—10 Sections, D. R., Compt. Double Bedrooms (No. 18 through to Denver).					
Portland to Green River—10 Sections, 1 Drawing-room, 2 Compartments (No. 18-33 through to Kansas City).					
Hinkle to Pocatello—10 Sections, 3 Double Bedrooms. (No. 19 from Spokane; No. 34 to Salt Lake City).					
Pocatello to West Yellowstone—10 Sec., D.R., Compts. (No. 35 from Pocatello—Summer Season).					
Reclining Seat Coaches Portland to Chicago.					
Portland to Green River (No. 18-38 to Kansas City).					
Spokane to Green River (No. 19 to Hinkle—No. 18 through to Denver).					
Dining Car Portland to Omaha—a la carte and club or table d'hote.					
★ NO. 12—IDAHOAN—DAILY					
No. 402 to Portland; No. 12 to Omaha.					
Club Lounge Car @ Portland to Cheyenne (Radio).					
Standard Sleeping Cars Seattle to Green River—6 Sections, 6 Roomettes, 4 Double Bdrm. (U.P.-Wab. 10 through to St. Louis).					
Portland to Pocatello—10 Sections, 1 Drawing-room, 1 Compartment (No. 32 through to Salt Lake City).					
Boise to Pocatello—10 Sections, 3 Double Bedrooms (No. 32 through to Salt Lake City).					
Reclining Seat Coaches Portland to Omaha (not reserved).					
Portland to Green River (No. 10 through to St. Louis—all seats reserved).					
Portland to Pocatello (No. 32 to Salt Lake City—not reserved).					
Dining Car Portland to Cheyenne—a la carte and club or table d'hote service.					
★ NO. 36-12-28—YEL'STONE SPECIAL—SAN FRAN. OVERL'ND—DAILY					
SUMMER SEASON JUNE 18 THRU SEPT. 8.					
No. 36 to Pocatello; No. 12 to Green River; No. 28 to Chicago; C. & N. W. east of Omaha.					
Club Lounge Service West Yellowstone to Chicago.					
Standard Sleeping Car West Yellowstone to Chicago—10 Sections, Drawing-room, Compartments (No. 36 to Pocatello).					
Reclining Seat Coaches West Yellowstone to Pocatello; Pocatello to Green River; Green River to Chicago (reserved).					
Dining Car A la carte and club or table d'hote service.					

Footnotes for Page 13

- ① Club lounge cars are for the exclusive use of standard sleeping car passengers.
- ② The City of Portland and the San Francisco Overland have lounge cars for coach passengers.
- Limited checking of baggage on Train 106; consult agent.
- No. 14, local from Omaha to Chicago, carries no through cars from Union Pacific.
- ♣ Motor Bus. This service is provided passengers arriving or departing Shoshone and holding through rail tickets to and from Sun Valley or Ketchum, Idaho. NOTE:—Between Oct. 16 and Dec. 16 buses will meet trains 17 and 18 only, except for Nos. 105 and 106 buses will be "on call". Advise conductor, who will arrange.
- West Yellowstone, Montana, is gateway to Yellowstone National Park. Summer Season is from June 18 through September 8.
- Conditional stop; see Table 2 or 20.
- ★ Daily train No. 458. ▲ Daily train No. 402. † Daily Train No. 408
- ★ Regularly assigned through cars air-conditioned. (f) Stops only on signal.
- (C.S.T.) Central Standard time. (M.S.T.) Mountain Standard time.
- (P.S.T.) Pacific Standard time.
- Time from 12.01 midnight to 12.00 noon shown in light face type.
- Time from 12.01 noon to 12.00 midnight shown in heavy face type.



ST. LOUIS and KANSAS CITY to LOS ANGELES via Denver

Table D
Condensed Schedules
All Trains Daily

	Streamliner City of St. Louis 9 Example	Pony Express 37 Example	Utah Parks Summer Service 9-309 Example
Lv St. Louis (Wabash) (C.S.T.)	4.00 SUN	4.00 SUN	4.00 SUN
Ar Kansas City	9.00 SUN	9.00 SUN	9.00 SUN
Lv Kansas City (Union Pacific)	9.30 SUN	11.30 SUN	9.30 SUN
" Lawrence	11.27 " " " "	12.30 MON	11.27 " " " "
" Topeka	10.37 " " " "	1.15 " " " "	10.37 " " " "
" Manhattan	11.27 " " " "	2.20 " " " "	11.27 " " " "
" Junction City	11.55 SUN	3.15 " " " "	11.55 SUN
" Salina	12.45 MON	4.50 " " " "	12.45 MON
Ar Ellis (C.S.T.)	2.49 " " " "	8.00 " " " "	2.49 " " " "
Ar Ellis (M.S.T.)	1.58 " " " "	7.30 " " " "	1.58 " " " "
" Oakley	3.08 " " " "	9.20 " " " "	3.08 " " " "
Ar Denver	7.45 " " " "	3.30 " " " "	7.45 " " " "
Lv Denver	8.15 " " " "	8.10 " " " "	8.10 " " " "
" La Salle	9.20 " " " "	9.03 " " " "	9.03 " " " "
Ar Cheyenne	10.50 " " " "	6.27 MON	9.03 " " " "
Ar Laramie	11.20 " " " "	9.18 MON	11.20 " " " "
" Rawlins	1.19 " " " "	11.45 MON	1.19 " " " "
" Green River	4.05 " " " "	2.45 TUE	4.05 " " " "
" Evanston	6.09 " " " "	4.50 WED	6.09 " " " "
Ar Ogden	7.55 " " " "	6.35 WED	7.55 " " " "
Lv Ogden	8.25 " " " "	7.00 WED	8.25 " " " "
Ar Salt Lake City	9.20 " " " "	8.00 WED	9.20 " " " "
Lv Salt Lake City	10.10 MON	9.40 WED	10.10 MON
" Milford	1.55 TUE	2.55 WED	4.15 TUE
Ar Lund (M.S.T.)	2.40 TUE	3.40 TUE	2.40 TUE
Ar Cedar City	3.45 TUE	4.50 TUE	6.30 TUE
Lv Cedar City	10.45 MON	2.15 TUE	10.05 MON
Lv Lund (M.S.T.)	2.40 TUE	3.40 TUE	2.40 TUE
Ar Calliente (P.S.T.)	4.00 " " " "	4.50 " " " "	4.00 TUE
Ar Las Vegas	6.55 " " " "	8.45 " " " "	6.55 " " " "
Lv Las Vegas	7.10 " " " "	9.15 TUE	7.10 " " " "
" Barstow	10.53 " " " "	2.00 WED	10.53 " " " "
Ar San Bernardino	12.55 " " " "	4.10 WED	12.55 " " " "
" Riverside	1.25 " " " "	4.50 WED	1.25 " " " "
" East Los Angeles	2.30 " " " "	6.25 WED	2.30 " " " "
Ar Los Angeles (P.S.T.)	3.00 TUE	7.00 WED	3.00 TUE
Ar Alhambra	5.25 TUE	6.50 WED	5.25 TUE
Ar Pasadena	5.30 " " " "	7.05 WED	5.30 TUE
Ar Glendale (City)	5.30 " " " "	7.25 " " " "	5.30 " " " "
Ar Anaheim	5.30 " " " "	7.35 " " " "	5.30 " " " "
Ar Long Beach	5.35 " " " "	7.20 " " " "	5.35 " " " "
Ar San Pedro (P.S.T.)	5.50 TUE	7.45 WED	5.50 TUE

Equipment for Page 14

★ NO. 9—Streamliner CITY OF ST. LOUIS—DAILY
Wabash 9 to Kansas City; No. 9 to Los Angeles.

Club Lounge Car ⊗ St. Louis to Los Angeles (Radio).
Standard Sleeping Cars St. Louis to Los Angeles—12 Rmte., 4 Double Bdrm. St. Louis to Green River—6 Sections, 6 Roomettes, 4 Double Bedrooms (No. 27 to San Francisco). St. Louis to Green River—6 Sections, 6 Roomettes, 4 Double Bedrooms (No. 11-459 to Seattle). Kansas City to Denver—6 Sec., 6 Rmte., 4 Dbl. Bdrm. Salt Lake City to Cedar City—8 Sec., 1 D.R., 2 Compts. (No. 309 beyond Milford—Summer Season). Cedar City to Los Angeles—10 Sections, D.R. Compts, (No. 310 to Milford—Summer Season).

Reclining Seat Coaches St. Louis to Los Angeles.
(All Seats Reserved) St. Louis to Green River (No. 11 to Portland). St. Louis to Green River (No. 27 to San Francisco). Gr. River to Los Angeles (from Omaha) (not reserved).
Dining Car A la carte and club or table d'hote service.

★ NO. 37—PONY EXPRESS—DAILY
Club Lounge Car ⊗ Denver to Los Angeles (Radio).
Standard Sleeping Cars Kans. City to Los Angs.—12 Sec., D.R. (open 10.00 p.m.). Denver to Salt Lake—6 Sec., 6 Rmte., 4 Dbl. Bdrms. Salt Lake City to Los Angeles—10 Roomettes, 6 Double Bedrooms (No. 30 from Butte). Ogden to Los Angeles—10 Sections, 3 Double Bedrooms (No. 23 from Chicago). Ogden to Los Angeles—14 Sec. (No. 23 from Chicago). Las Vegas to Los Angeles—8 Sec., D.R., 3 Dbl. Bdrms. Kansas City and Ogden to Los Angeles. Kansas City to Ogden (S. P. No. 23 to San Francisco). East of Las Vegas—a la carte and club or table d'hote.

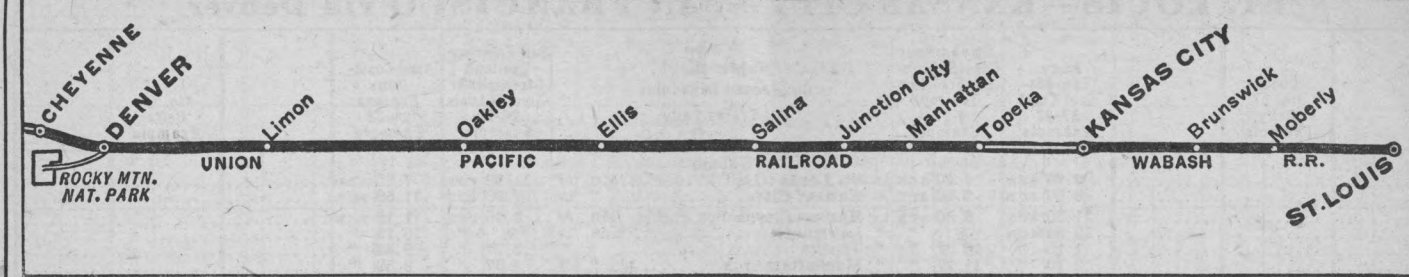
Footnotes for Page 14

⊗ Club lounge cars are for the exclusive use of standard sleeping car passengers.
★ Regularly assigned through cars air-conditioned. (f) Stops only on signal.
▲ Motor Bus between Lund and Cedar City. □ Conditional stop; see Table 24.
♦ Motor bus connections with main line trains at East Los Angeles. See tables 7, 8 and 9 for complete information on bus schedules to and from East Los Angeles.
□ Connection with No. 9 is made at Milford, not at Lund.
(C.T.) Central time. (M.T.) Mountain time. (P.T.) Pacific time.
Time from 12.01 midnight to 12.00 noon shown in light face type.
Time from 12.01 noon to 12.00 midnight shown in heavy face type.



Union Pacific Motor Coach Service
TO AND FROM EAST LOS ANGELES, CALIF.

- The Union Pacific maintains a passenger station at East Los Angeles, from which it operates motor coaches direct to Glendale, Pasadena, Alhambra, San Pedro, Long Beach, Anaheim, Fullerton, La Habra, Whittier and intermediate points. See Tables 7, 8 and 9 on page 31 for local schedules of all motor coaches.
- Passengers ticketed for those places may leave train at East Los Angeles where waiting motor coaches will take them direct to destination without extra charge. Baggage too, can be checked through to any of those places. These motor coaches also deliver eastbound passengers to the East Los Angeles station.



LOS ANGELES to KANSAS CITY and ST. LOUIS via Denver

Table D
Condensed Schedules
All Trains Daily

	Streamliner City of St. Louis 10 Example	Pony Express 38 Example	Utah Parks Summer Service 10-309 Example
Lv San Pedro (P.S.T.)	8.50 SUN	5.50 SUN	8.50 SUN
Lv Long Beach	9.25 " " " "	6.25 " " " "	9.25 " " " "
Lv Anaheim	9.20 " " " "	6.20 " " " "	9.20 " " " "
Lv Glendale (City)	9.25 " " " "	6.25 " " " "	9.25 " " " "
Lv Pasadena	9.50 " " " "	6.50 " " " "	9.50 " " " "
Lv Alhambra	10.05 SUN	7.05 SUN	10.05 SUN
Lv Los Angeles (P.S.T.)	10.30 SUN	7.30 SUN	10.30 SUN
" East Los Angeles	10.50 " " " "	7.55 " " " "	10.50 " " " "
" Riverside	11.55 " " " "	9.15 " " " "	11.55 " " " "
" San Bernardino	12.20 " " " "	9.55 SUN	12.20 " " " "
" Barstow	2.25 " " " "	12.10 MON	2.25 " " " "
" Las Vegas	6.30 " " " "	5.40 " " " "	6.30 " " " "
Ar Calliente (P.S.T.)	9.10 SUN	8.40 " " " "	9.10 SUN
Ar Lund (M.S.T.)	12.10 MON	11.50 MON	12.10 MON
Ar Cedar City	3.45 MON	12.55 MON	6.30 MON
Lv Cedar City	11.45 SUN	10.20 MON	10.05 SUN
Lv Lund (M.S.T.)	12.10 MON	11.50 MON	12.10 MON
" Milford	12.55 " " " "	12.40 " " " "	12.55 MON
Ar Salt Lake City	4.45 " " " "	5.15 " " " "	4.45 " " " "
Lv Salt Lake City	5.05 " " " "	5.45 " " " "	5.05 " " " "
Ar Ogden	6.00 " " " "	6.40 " " " "	6.00 " " " "
Lv Ogden	6.50 " " " "	7.10 " " " "	6.50 " " " "
" Evanston	8.37 " " " "	8.57 " " " "	8.37 " " " "
" Green River	10.45 " " " "	11.10 MON	10.45 " " " "
" Rawlins	1.05 " " " "	1.55 TUE	1.05 " " " "
" Laramie	3.10 " " " "	4.15 " " " "	3.10 " " " "
Ar Cheyenne	2.45 " " " "	3.10 " " " "	2.45 " " " "
Lv Cheyenne	4.15 " " " "	4.15 " " " "	4.15 " " " "
Ar Denver	6.15 " " " "	8.00 TUE	6.15 " " " "
Lv Denver	6.45 " " " "	8.50 " " " "	6.45 " " " "
" Oakley	10.51 MON	1.50 " " " "	10.51 MON
Ar Ellis (M.S.T.)	12.01 TUE	3.15 " " " "	12.01 TUE
Lv Ellis (C.S.T.)	1.10 " " " "	4.25 " " " "	1.10 " " " "
" Salina	3.10 " " " "	6.55 " " " "	3.10 " " " "
" Junction City	4.12 " " " "	8.15 " " " "	4.12 " " " "
" Manhattan	4.37 " " " "	8.50 " " " "	4.37 " " " "
" Topeka	5.27 " " " "	9.46 " " " "	5.27 " " " "
" Lawrence	6.45 " " " "	10.15 " " " "	6.45 " " " "
Ar Kansas City	7.00 TUE	11.15 TUE	6.45 TUE
Lv Kansas City (Wabash)	7.00 TUE	11.59 TUE	7.00 TUE
Ar St. Louis (C.T.)	11.59 TUE	7.35 WED	11.59 TUE

Equipment for Page 15

★ NO. 10—Streamliner CITY OF ST. LOUIS—DAILY
No. 10 to Kansas City; Wabash 10 to St. Louis.

Club Lounge Car ⊗ Los Angeles to St. Louis (Radio).
Standard Sleeping Cars Los Angeles to St. Louis—12 Rmte., 4 Dbl. Bdrm. Los Angeles to Cedar City—10 Sec., D.R., Compts. (No. 309 Milford to Cedar City—Summer Season). Cedar City to Salt Lake City—8 Sec., D.R., Compts. (No. 310 to Milford—Summer Season). Ogden to St. Louis—6 Sections, 6 Roomettes, 4 Double Bedrooms (No. 28 from San Francisco). Green River to St. Louis—6 Sections, 6 Roomettes, 4 Double Bedrooms (No. 402-12 from Seattle). Denver to Kansas City—6 Sec., 6 Rmte., 4 Dbl. Bdrm. (Los Angeles to St. Louis).

Reclining Seat Coaches (Green River to St. Louis (No. 12 from Portland). Ogden to St. Louis (No. 28 from San Francisco). Los Angeles to Green River (for Omaha) (not reserved).
Dining Car A la carte and club or table d'hote service.

★ NO. 38—PONY EXPRESS—DAILY
Club Lounge Car ⊗ Los Angeles to Denver (Radio).
Standard Sleeping Cars Los Angeles to Kansas City—12 Sections, D. R. Los Angeles to Ogden—10 Sec., 3 Dbl. Bdrms. (No. 24 to Chicago). Los Angeles to Ogden—14 Sections (No. 24 to Chicago). Los Angeles to Salt Lake City—10 Roomettes, 6 Double Bedrooms (No. 29 through to Butte). Salt Lake City to Denver—6 Sections, 6 Roomettes, 4 Double Bedrooms. Ogden to Denver—12 Sections, D. R. (S.P. 24 from San Francisco).
Reclining Seat Coaches Los Angeles to Ogden and Kansas City. Ogden to Kansas City (S.P. 24 from San Francisco).
Dining Car East of Las Vegas—a la carte and club or table d'hote.

Footnotes for Page 15

⊗ Club lounge cars are for the exclusive use of standard sleeping car passengers.
★ Regularly assigned through cars air-conditioned. (f) Stops only on signal.
▲ Motor Bus between Lund and Cedar City. □ Conditional stop; see Table 24.
♦ Motor bus connections with main line trains at East Los Angeles. See tables 7, 8 and 9 for complete information on bus schedules to and from East Los Angeles.
□ Connection with No. 10 is made at Milford, not at Lund.
(C.T.) Central time. (M.T.) Mountain time. (P.T.) Pacific time.
Time from 12.01 midnight to 12.00 noon shown in light face type.
Time from 12.01 noon to 12.00 midnight shown in heavy face type.

Advantages of

COAST-TO-COAST SLEEPING CAR SERVICE

- The schedules shown in Tables on pages 6 and 7 of this folder provide a convenient service for the coast-to-coast traveler, at No Extra Fare.
- This service eliminates the necessity of changing trains or transferring from one station to another in Chicago.

It gives the traveler a choice of two fine routes between the Atlantic Coast and Chicago, and the service of the famous Overland Route between Chicago and California.

For Dependable Transportation—Be Specific, Say "UNION PACIFIC"

ST. LOUIS—KANSAS CITY—SAN FRANCISCO via Denver

Table E Condensed Schedules All Trains Daily. Includes columns for Local No. 57 Daily Example, Pony Express-Gold Coast, Streamliner City of St. Louis, and San Francisco Overland-Streamliner. Lists routes to St. Louis, Kansas City, and San Francisco via Denver.

Equipment for Page 16

★ NO. 9-27—Streamliner—CITY OF ST. LOUIS—SAN FRANCISCO OVERLAND—DAILY

Wabash No. 9 to Kansas City; No. 9 to Green River; No. 27 to Ogden; S. P. No. 27 to San Francisco.

Club Lounge Service @ . . . St. Louis to San Francisco (Radio). Standard Sleeping Cars . . . St. Louis to San Francisco—6 Sections, 6 Roomettes, 4 Double Bedrooms.

St. Louis to Green River—6 Sections, 6 Roomettes, 4 Double Bedrooms (No. 11-459 to Seattle).

St. Louis to Green River—12 Roomettes 4 Double Bedrooms (No. 9 to Los Angeles).

Kansas City to Denver—6 Sections, 6 Roomettes, 4 Double Bedrooms.

Salt Lake City to San Francisco—6 Sections, 6 Roomettes, 4 Double Bedrooms. (No. 29 to Ogden).

Reclining Seat Coaches . . . St. Louis to San Francisco. (All Seats Reserved)

St. Louis to Green River (No. 9 to Los Angeles). St. Louis to Green River (No. 11 to Portland).

Dining Car A la carte and club or table d'hote service.

★ NO. 37-23—PONY EXPRESS—GOLD COAST—DAILY

No. 37 to Ogden; S. P. No. 23 to San Francisco.

Club Lounge Service @ . . . Denver to San Francisco (Radio). Standard Sleeping Cars . . . Kansas City to Ogden—12 Sections, D. R. (No. 37 to Los Angeles—open 10:00 p.m.).

Kansas City to Denver—10 Sections, 1 Drawing-room, 2 Compartments (No. 17 through to Portland).

Denver to San Francisco—12 Sections, D. R. Denver to Ogden—6 Sections, 6 Roomettes, 4 Double Bedrooms (No. 37 to Salt Lake City).

Reclining Seat Coach Kansas City to San Francisco.

Dining Car A la carte and club or table d'hote service.

★ NO. 28-10—SAN FRANCISCO OVERLAND—Streamliner CITY OF ST. LOUIS—DAILY

S. P. No. 28 to Ogden; No. 10 to Kansas City; Wabash No. 10 to St. Louis

Club Lounge Service @ . . . San Francisco to St. Louis (Radio). Standard Sleeping Cars . . . San Francisco to St. Louis—6 Sections, 6 Roomettes, 4 Double Bedrooms.

San Francisco to Salt Lake City—6 Sections, 6 Roomettes, 4 Double Bedrooms. (No. 30 south of Ogden).

Ogden to St. Louis—12 Roomettes, 4 Double Bedrooms (No. 10 from Los Angeles).

Green River to St. Louis—6 Sections, 6 Roomettes, 4 Double Bedrooms (Nos. 402-12 from Seattle).

Denver to Kansas City—6 Sections, 6 Roomettes, 4 Double Bedrooms (occupancy 7:30 a.m.).

Reclining Seat Coaches . . . San Francisco to St. Louis.

Ogden to St. Louis (No. 10 from Los Angeles). Green River to St. Louis (No. 12 from Portland).

Dining Car A la carte and club or table d'hote service.

★ NO. 24-38—GOLD COAST—PONY EXPRESS—DAILY

S. P. No. 24 to Ogden; No. 38 to Kansas City.

Club Lounge Service @ . . . San Francisco to Denver. (Radio). Standard Sleeping Cars . . . Ogden to Kansas City—12 Sections, D. R. (No. 38 from Los Angeles).

San Francisco to Denver—12 Sections, D. R. Ogden to Denver—6 Sections, 6 Roomettes, 4 Double Bedrooms (No. 38 from Salt Lake City).

Reclining Seat Coach San Francisco to Kansas City.

Dining Car A la carte and club or table d'hote service.

Footnotes for Page 16

@ Club lounge cars are for the exclusive use of standard sleeping car passengers.

☐ Conditional stop; see table 24. □ Conditional stop; see table 30.

★ Regularly assigned through cars air-conditioned. (f) Stops only on signal.

(C.S.T.) Central standard time. (M.S.T.) Mountain standard time. (P.S.T.) Pacific standard time

Time from 12.01 midnight to 12.00 noon shown in light face type.

Time from 12.01 noon to 12.00 midnight shown in heavy face type.

ST. LOUIS—KANSAS CITY—PORTLAND—SEATTLE via Denver

Table F Condensed Schedules All Trains Daily. Includes columns for Local No. 57 Daily, Pony Express-Portland Rose, Streamliner City of St. Louis, and Idahoan-Streamliner. Lists routes to St. Louis, Kansas City, Portland, and Seattle via Denver.

Equipment for Page 17

★ NO. 9-11—Streamliner CITY OF ST. LOUIS—IDAHOAN—DAILY

Wabash 9 to Kansas City; 9 to Green River; 11 to Portland; 459 to Seattle.

Club Lounge Service @ . . . St. Louis to Portland (Radio). Standard Sleeping Cars . . . St. Louis to Seattle—6 Sec., 6 Rmte., 4 Dbl. Bdrm.

St. Louis to Green River—12 Roomettes, 4 Double Bedrooms (No. 9 to Los Angeles).

St. Louis to Green River—6 Sections, 6 Roomettes, 4 Double Bedrooms (No. 27 to San Francisco).

Kansas City to Denver—6 Sec., 6 Rmte., 4 Dbl. Bdrm. Green River to West Yellowstone—10 Sections, D. R., Compts. (C&NW-UP No. 27 Chicago to Green River; No. 11 to Pocatello; No. 35 beyond—Summer Season).

Pocatello to Portland—10 Sections, 1 Drawing-room, 1 Compartment (No. 31 from Salt Lake City).

Reclining Seat Coaches . . . St. Louis to Portland (all seats reserved). St. Louis to Green River (No. 9 to Los Angeles—all reserved).

St. Louis to Green River (No. 27 to San Francisco—all reserved).

Green River to Portland (No. 11 from Omaha—not reserved).

Pocatello to Portland (31 from S.L. City—not resvd).

Dining Car A la carte and club or table d'hote service.

★ NO. 37-17—PONY EXPRESS—PORTLAND ROSE—DAILY

No. 37 to Denver; No. 17 to Portland.

Club Lounge Car @ Denver to Portland (Radio). Standard Sleeping Cars . . . Kansas City to Portland—10 Sections, 1 Drawing-room, 2 Compartments (open 10:00 p.m.).

Kansas City to Denver—12 Sec., D. R. (No. 37 to L.A.) (open 10:00 p.m.).

Denver to Portland—6 Sec., 6 Rmte., 4 Dbl. Bdrms. West Yellowstone to Pocatello—10 Sec., D.R., Compts. (No. 36 to Pocatello—occupancy until 8:00 a.m.).

Reclining Seat Coaches . . . Kansas City to Portland; Denver to Hinkle (No. 20 to Spokane).

Dining Car A la carte and club or table d'hote.

★ NO. 12-10—IDAHOAN—Streamliner CITY OF ST. LOUIS—DAILY

402 to Portland; 12 to Green River; 10 to Kansas City; Wab. 10 to St. Louis.

Club Lounge Service @ . . . Portland to St. Louis (Radio). Standard Sleeping Cars . . . Seattle to St. Louis—6 Sec., 6 Rmte., 4 Dbl. Bdrm.

Portland to Pocatello—10 Sec., D. R., Compt., (No. 32 to Salt Lake City).

Green River to St. Louis—12 Roomettes, 4 Double Bedrooms (No. 10 from Los Angeles).

Green River to St. Louis—6 Sections, 6 Roomettes, 4 Dbl. Bedrooms (No. 28-10 from San Francisco).

Denver to Kansas City—6 Sections, 6 Roomettes, 4 Double Bedrooms. (Occupancy 7:30 a.m.).

West Yellowstone to Green River—10 Sections, D. R., Compts. (No. 36 to Pocatello; No. 12 to Green River; No. 28 to Cheyenne and Chicago—Summer Season).

Reclining Seat Coaches . . . Portland to St. Louis (all seats reserved). Portland to Pocatello (No. 32 to Salt Lake City—not reserved).

Portland to Green River (No. 12 through to Omaha—not reserved).

Green River to St. Louis (No. 10 from Los Angeles—all seats reserved).

Green River to St. Louis (No. 28-10 from San Francisco—all seats reserved).

Dining Car A la carte and club or table d'hote service.

★ NO. 18-38—PORTLAND ROSE—PONY EXPRESS—DAILY

No. 18 to Denver; No. 38 to Kansas City.

Club Lounge Car @ Portland to Denver (Radio). Standard Sleeping Cars . . . Portland to Kansas City—10 sections, 1 Drawing-room, 2 Compartments.

Portland to Denver—6 Sec., 6 Rmte., 4 Dbl. Bdrm. Pocatello to West Yellowstone—10 Sec., D.R., Compts. (No. 35 from Pocatello—open 9:30 p.m.).

Denver to Kans. C.—12 Sec., D. R., (No. 38 from L.A.). Portland to Kansas City; Hinkle to Denver. (from Spokane).

Reclining Seat Coaches . . . Portland to Kansas City; Hinkle to Denver. (from Spokane).

Dining Car A la carte and club or table d'hote.

Footnotes for Page 17

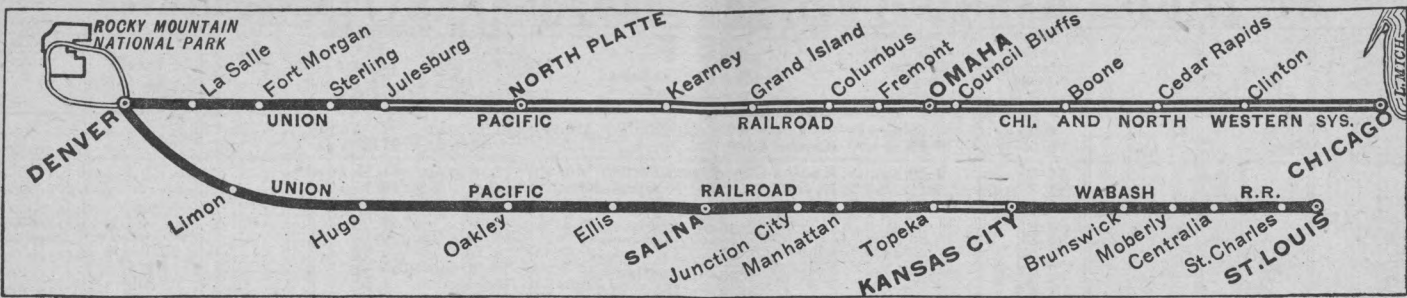
★ Regularly assigned through cars air conditioned. ☐ Conditional stop; see Table 24.

@ Club lounge cars are for the exclusive use of standard sleeping car passengers.

★ West Yellowstone, Montana, is gateway to Yellowstone National Park. Service during summer season only, June 18 through September 8.

♦ Motor Bus. This service is provided passengers arriving or departing Shoshone and holding through rail tickets to and from Sun Valley or Ketchum, Idaho. NOTE:—Between Oct. 16 and Dec. 16 buses will meet trains 17 and 18 only, except for Nos. 105 and 106 buses will be "on call". Advise conductor, who will arrange.

▲ Daily train No. 459. * Daily train No. 457. • Daily train No. 458. □ Daily train No. 402.



CHICAGO-MINNEAPOLIS-OMAHA-DENVER

Table G Condensed Schedules All Trains Daily		Streamliner City of Denver 111 Example	National Parks Special 11-85 Winter Season	National Parks Special 1-85 Summer Season
C. & N. W.				
Lv Chicago (C.S.T.)	5.00	SUN	12.01	SUN
Ar Omaha	12.40	MON	9.00	SUN
C. & N. W.				
Lv Minneapolis (C.S.T.)	11.40	SUN	11.40	SUN
" St. Paul	12.10	"	12.10	"
" Sioux City	6.25	"	6.25	"
Ar Omaha	8.40	SUN	8.40	SUN
Union Pacific				
Lv Omaha (C.S.T.)	12.50	MON	9.35	SUN
" Fremont	"	"	10.45	"
" Schuyler	"	"	11.18	"
" Columbus	2.02	"	11.44	SUN
" Central City	"	"	12.30	MON
" Grand Island	2.57	"	1.10	12.20
" Kearney	3.35	"	2.05	12.59
" Lexington	"	"	2.45	"
Ar North Platte (C.S.T.)	4.55	"	4.10	2.30
Lv North Platte (M.S.T.)	4.00	"	3.35	1.50
" Ogallala	"	"	4.25	"
" Julesburg	f 5.10	"	5.15	3.20
" Sterling	6.05	"	6.25	4.35
" Fort Morgan	"	"	f 7.10	f 5.20
" La Salle	7.34	"	8.13	6.20
Ar Denver (M.S.T.)	8.30	MON	9.15	7.20

Equipment for Table G

★ **NO. 111-Streamliner CITY OF DENVER-DAILY**
Train runs via C. & N. W. to Omaha; thence U. P.
Club Lounge Car @ Chicago to Denver (Radio).
Observation Sleeping Car @ Chicago to Denver—6 Double Bedrooms.
Standard Sleeping Cars... Chicago to Denver—Drawing-room, Compts., Bedrooms, Roomettes, Sections (4 cars).
Reclining Seat Coaches... Chicago to Denver (2 cars—all seats reserved).
Dining Car... A la carte and club or table d'hote service.

★ **NO. 11-85-NATIONAL PARKS SPECIAL-DAILY (Sept. 8-June 15)**
No. 11 to North Platte; No. 85 to Denver.
Standard Sleeping Cars... Omaha to Denver—12 Sections, 2 Double Bedrooms.
Reclining Seat Coaches... Omaha to Denver (not reserved).
Cafe Lounge Car... A la carte and club or table d'hote service. North Platte to Denver.

★ **NO. 1-85 NATIONAL PARKS SPECIAL (June 16-Sept. 7)**
C. & N. W. No. 1 to Omaha; U. P. No. 85 to Denver.
Club Lounge Service @ Chicago to Denver.
Standard Sleeping Cars... Chicago to Denver—8 Sections, 5 Double Bedrooms.
Omaha to Denver—12 Sections, 2 Double Bedrooms.
Reclining Seat Coaches... Chicago to Denver (all seats reserved).
Omaha to Denver (not reserved).
Dining Car... A la carte and club or table d'hote service.

DENVER-OMAHA-MINNEAPOLIS-CHICAGO

Table G Condensed Schedules All Trains Daily		Streamliner City of Denver 112 Example	National Parks Special 86-12 Winter Season	National Parks Special 86-2 Summer Season
Union Pacific				
Lv Denver (M.S.T.)	4.30	SUN	6.00	SUN
" La Salle	5.18	"	6.57	"
" Fort Morgan	"	"	8.42	"
" Sterling	6.37	"	9.55	"
" Julesburg	7.27	"	"	"
" Ogallala	"	"	11.15	SUN
Ar North Platte (M.S.T.)	8.32	"	12.45	MON
Lv North Platte (C.S.T.)	9.37	"	1.55	"
" Lexington	"	"	2.39	12.47
" Kearney	10.50	"	3.50	1.40
" Grand Island	11.27	"	4.15	"
" Central City	"	"	5.10	"
" Columbus	12.19	"	6.08	"
" Schuyler	"	"	6.30	"
" Fremont	"	"	6.08	3.28
Ar Omaha (C.S.T.)	1.35	MON	7.00	4.10
C. & N. W.				
Lv Omaha	1.45	MON	8.00	4.30
Ar Chicago (C.S.T.)	9.35	MON	8.15	2.00
C. & N. W.				
Lv Omaha	"	"	9.25	MON
Ar Sioux City	"	"	11.50	"
" St. Paul	"	"	6.15	"
Ar Minneapolis (C.S.T.)	"	"	6.50	MON

Equipment for Table G

★ **NO. 112-Streamliner CITY OF DENVER-DAILY**
Train runs via C. & N. W. east of Omaha.
Club Lounge Car @ Denver to Chicago (Radio).
Observation Sleeping Car @ Denver to Chicago—6 Double Bedrooms.
Standard Sleeping Cars... Denver to Chicago—Drawing-room, Compts., Bedrooms, Roomettes, Sections (4 cars).
Reclining Seat Coaches... Denver to Chicago (2 cars—all seats reserved).
Dining Car... A la carte and club or table d'hote service.

★ **NO. 86-12-NATIONAL PARKS SPECIAL-DAILY (Sept. 9-June 16)**
No. 86 to North Platte; No. 12 to Omaha.
Standard Sleeping Car... Denver to Omaha—12 Sections, 2 Double Bedrooms.
(Occupancy until 7:30 a.m.)
Reclining Seat Coach... Denver to Omaha (not reserved).
Cafe Lounge Car... A la carte and club or table d'hote service. Denver to North Platte.

★ **NO. 86-2 NATIONAL PARKS SPECIAL (June 17-Sept. 8)**
No. 86 to Omaha; C. & N. W. No. 2 to Chicago.
Club Lounge Service @ Denver to Chicago.
Standard Sleeping Cars... Denver to Chicago—8 Sections, 5 Double Bedrooms.
Denver to Omaha—12 Sections, 2 Double Bedrooms.
(Occupancy until 7:30 a.m.)
Reclining Seat Coaches... Denver to Chicago (all seats reserved).
Denver to Omaha (not reserved).
Dining Car... A la carte and club or table d'hote service.

Footnotes for Page 18

⊗ Club lounge cars are for the exclusive use of standard sleeping car passengers.
⊠ Conditional stop; see Tables 17 or 24.
★ Regularly assigned through cars air-conditioned.

(C.S.T.) Central Standard time. (M.S.T.) Mountain Standard time.
Time from 12.01 midnight to 12.00 noon shown in light face type.
Time from 12.01 noon to 12.00 midnight shown in heavy face type.

ST. LOUIS-KANSAS CITY-DENVER

The Kansas 39 Example	Pony Express 37 Example	Strmlner City of St. Louis 9 Example	Table H Condensed Schedules All Trains Daily	Strmlner City of St. Louis 10 Example	Pony Express 38 Example	The Kansas 40 Example
	4.00	4.00	Wabash ST. Louis (C.S.T.) Ar	11.59	7.35	
	9.00	9.00	Kansas City Lv	7.00	11.59	
6.30	11.30	9.30	Union Pacific	6.45	11.15	10.30
6.37	11.38	"	Kansas City, Kans. Lv	"	"	10.17
7.16	12.30	"	Lawrence	"	10.15	9.35
7.51	1.15	10.37	Topeka	5.27	9.46	9.05
8.20	"	"	St. Marys	"	"	8.32
8.34	"	"	Wamego	"	"	8.16
8.50	2.20	11.27	Manhattan	4.37	8.50	7.58
9.25	2.45	"	Fort Riley	"	"	7.37
9.45	3.15	11.55	Junction City	4.12	8.15	7.31
"	"	"	Chapman	"	"	"
10.17	3.50	"	Detroit	"	"	"
"	"	"	Abilene	"	7.25	6.58
10.55	4.50	12.45	Solomon	"	"	6.30
Ar	8.00	2.49	Salina (C.S.T.) Lv	3.10	6.55	"
"	7.30	1.58	Ellis (M.S.T.) Ar	12.01	3.15	"
"	9.20	3.08	Oakley	10.51	1.50	"
"	12.57	5.35	Hugo	8.30	10.55	"
"	1.18	5.55	Limon	8.12	10.30	"
"	3.30	7.45	Denver (M.S.T.) Lv	6.45	8.50	"

Equipment for Table H

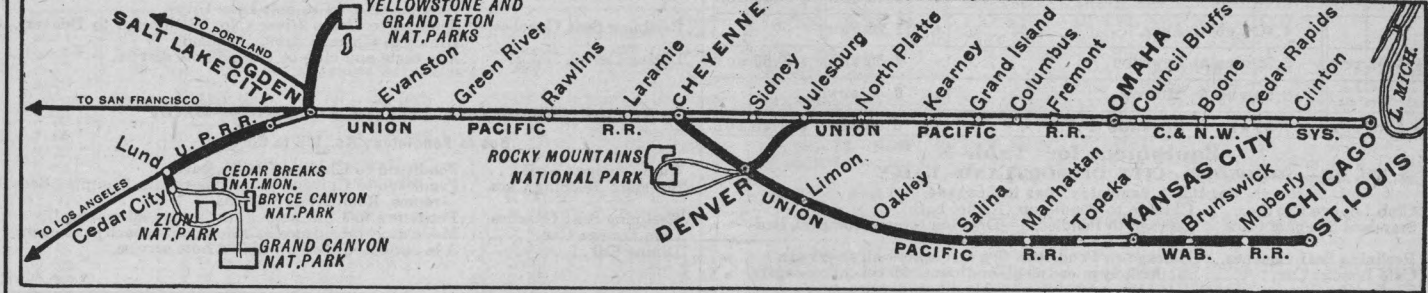
★ **NO. 9-Streamliner CITY OF ST. LOUIS-DAILY**
Wabash 9 to Kansas City; U. P. 9 to Denver
Club Lounge Car @ St. Louis to Denver (Radio).
Standard Sleeping Cars... St. Louis to Denver—12 Roomettes, 4 Double Bedrooms (for Los Angeles).
Reclining Seat Coaches... St. Louis to Denver (all reserved—for Los Angeles).
St. Louis to Denver (all reserved).
Dining Car... A la carte and club or table d'hote service.

★ **NO. 37-PONY EXPRESS-DAILY**
Standard Sleeping Cars... Kansas City to Denver—12 Sec., D.R. (for L. A.).
(open 10.00 p.m.)
Kansas City to Denver—10 Sec., D.R., 2 Compt. (No. 17 to Portland). (open 10:00 p.m.)
Reclining Seat Coach... Kansas City to Denver (for Los Angeles).
Dining Car... A la carte and club or table d'hote service.

★ **NO. 10-Streamliner CITY OF ST. LOUIS-DAILY**
U. P. 10 to Kansas City; Wabash 10 to St. Louis.
Club Lounge Car @ Denver to St. Louis (Radio).
Standard Sleeping Cars... Denver to St. Louis—12 Roomettes, 4 Double Bedrooms (from Los Angeles).
Denver to Kansas City—6 Sec., 6 Rmte., 4 Dbl. Bdrm. (Occupancy 7:30 a.m.)
Reclining Seat Coaches... Denver to St. Louis (all reserved—from Los Angeles).
Denver to St. Louis (all reserved).
Dining Car... A la carte and club or table d'hote service.

Equipment for Table H

★ **NO. 38-PONY EXPRESS-DAILY**
Standard Sleeping Cars... Denver to Kansas City—12 Sec., D.R. (from L. A.).
Denver to Kansas City—10 Sec., D.R., 2 Compt. (No. 18 from Portland).
Reclining Seat Coach... Denver to Kansas City (from Los Angeles).
Dining Car... A la carte and club or table d'hote service.



DENVER-SALT LAKE CITY

Local No. 57 Daily	Pony Express 37 Example	Strmlner City of St. Louis 9 Example	Table J Condensed Schedules All Trains Daily	Strmlner City of St. Louis 10 Example	Pony Express 38 Example	Local 52 Daily
8.15	5.35	8.10	Lv Denver (M.S.T.) Ar	6.15	8.00	5.20
9.20	6.27	9.03	" La Salle Ar	"	"	4.15
10.50	Via Borie	Via Borie	" Cheyenne Ar	Via Borie	Via Borie	2.45
Ar	9.18	11.20	" Laramie Lv	3.10	4.15	Lv
"	11.45	1.19	" Rawlins	1.05	1.55	"
"	2.45	4.05	" Green River	10.45	11.10	"
"	4.50	6.09	" Evanston	8.37	8.57	"
"	6.35	7.55	Ar Ogden	6.50	7.10	"
"	8.00	9.20	Ar Salt Lake City Lv	5.05	5.45	"

Equipment for Table J

★ **NO. 9-CITY OF ST. LOUIS-DAILY**
Club Lounge Car @ Denver to Salt Lake City (Radio).
Standard Sleeping Cars... Denver to Salt Lake City—12 Roomettes, 4 Double Bedrooms (for Los Angeles).
Reclining Seat Coaches... Denver to Salt Lake City (all reserved—for Los Angeles).
Dining Car... A la carte and club or table d'hote service.

★ **NO. 10-CITY OF ST. LOUIS-DAILY**
Club Lounge Car @ Salt Lake City to Denver (Radio).
Standard Sleeping Cars... Salt Lake City to Denver—12 Roomettes, 4 Double Bedrooms (from Los Angeles).
Reclining Seat Coaches... Salt Lake City to Denver (all reserved—from Los Angeles).
Dining Car... A la carte and club or table d'hote service.

★ **NO. 38-PONY EXPRESS-DAILY**
Club Lounge Car @ Salt Lake City to Denver (Radio).
Standard Sleeping Cars... Salt Lake City to Denver—12 Sec., D.R. (from L.A.).
Salt Lake City to Denver—6 Sections, 6 Roomettes, 4 Double Bedrooms.
Reclining Seat Coaches... Salt Lake City to Denver (from Los Angeles).
Dining Car... Ala Carte and club or table d'hote service.

Equipment for Table J

★ **NO. 37-PONY EXPRESS-DAILY**
Club Lounge Car @ Denver to Salt Lake City (Radio).
Standard Sleeping Cars... Denver to Salt Lake City—12 Sections, D.R. (for L.A.).
Denver to Salt Lake City—6 Sections, 6 Roomettes, 4 Double Bedrooms.
Reclining Seat Coaches... Denver to Salt Lake City (for Los Angeles).
Dining Car... A la carte and club or table d'hote service.

Footnotes for Page 19

⊗ Club lounge cars are for the exclusive use of standard sleeping car passengers.
★ Regularly assigned through cars air-conditioned. ⊠ Conditional stop; see Tables 17, 24 or 30.
(C.S.T.) Central Standard time. (M.S.T.) Mountain Standard time.
Time from 12.01 midnight to 12.00 noon shown in light face type. (f) stops only on signal.
Time from 12.01 noon to 12.00 midnight shown in heavy face type.



CHICAGO — OMAHA — SPOKANE

No. 105 - Bus Example	No. 23-17-20 Example	Table K Condensed Schedules All Trains Daily	No. 19-18-24 Example	Bus-106 Example
5.30 SUN	8.00 SUN	Ar Chicago (C.T.) C. & N. W. Ar	8.15 WED	11.30 TUE
1.40 MON	8.20 MON	Lv Omaha (Union Pacific) Ar	7.50 TUE	3.00 TUE
5.25 " "	2.15 " "	Ar North Platte (C.T.) Lv	1.40 " "	10.58 MON
4.30 " "	1.25 " "	Lv North Platte (M.T.) Ar	12.30 " "	9.53 " "
8.05 " "	6.20 MON	Lv Cheyenne Lv	8.30 TUE	6.50 " "
5.55 " "	9.40 TUE	Lv Pocatello Lv	5.25 MON	8.55 " "
9.40 " "	2.50 " "	Lv Boise Lv	12.10 " "	5.00 " "
11.40 " "	5.35 " "	Ar Huntington (M.T.) Ar	9.40 " "	3.05 " "
10.40 MON	4.45 " "	Lv Huntington (P.T.) Ar	8.30 " "	2.05 MON
3.13 TUE	10.25 " "	Ar Pendleton Lv	2.55 " "	9.30 SUN
8.30 TUE	10.25 " "	Lv Pendleton Ar	2.55 " "	9.00 SUN
	11.20 TUE	Ar Hinkle Lv	2.10 " "	
	3.20 WED	Ar Wallula Lv	f12.27 MON	
	7.50 WED	Ar Yakima Lv	8.00 SUN	
	5.25 WED	Ar Walla Walla Lv	10.15 SUN	7.30 SUN
	4.40 WED	Ar Ayer Lv	11.20 SUN	
	8.25 WED	Ar Lewiston Lv	7.30 SUN	3.50 SUN
	8.50 WED	Ar Moscow Lv	6.45 SUN	
	7.20 WED	Ar Spokane (P.T.) Lv	9.00 SUN	2.15 SUN

Equipment for Table K
 ★ **NO. 105—Streamliner CITY OF PORTLAND—DAILY**
 No. 105 to Pendleton; Bus to Spokane.
 Club Lounge Car @..... Chicago to Pendleton (Radio, bath).
 Standard Sleeping Cars... Chicago to Pendleton—Drawing rooms, Compts., Bedrooms, Roomettes, Sections.
 Reclining Seat Coaches... Chicago to Pendleton (leg rest seats—all reserved).
 Cafe Lounge Car..... Moderately priced meals and lounge for coach passengers.
 Dining Car..... A la carte and club or table d'hote service.

ST. LOUIS — KANSAS CITY — SPOKANE

No. 37-17-20 Example	Table L Condensed Schedules All Trains Daily	No. 19-18-38 Example
4.00 SUN	Lv St. Louis (C.T.) Wabash Ar	7.35 WED
9.00 " "	Ar Kansas City Lv	11.59 TUE
11.30 SUN	Lv Kansas City (Union Pacific) Ar	11.15 " "
5.40 MON	Ar Denver (M.T.) Lv	8.10 TUE
9.40 TUE	Lv Pocatello Lv	5.25 MON
10.25 " "	Ar Pendleton (P.T.) Lv	2.55 " "
10.25 TUE	Lv Pendleton Ar	2.55 " "
2.40 WED	Ar Hinkle Lv	2.10 " "
f3.20 WED	Ar Wallula Lv	f12.27 MON
7.50 WED	Ar Yakima Lv	8.00 SUN
5.25 " "	Ar Walla Walla Lv	10.15 " "
f3.20 " "	Lv Wallula Ar	f12.27 MON
4.40 " "	Ar Ayer Lv	11.20 SUN
8.25 " "	Ar Lewiston Lv	7.30 " "
8.50 " "	Ar Moscow Lv	6.45 " "
4.40 " "	Lv Ayer Ar	11.20 " "
6.45 " "	Lv Cheney Ar	9.25 " "
7.20 WED	Ar Spokane (P.T.) Lv	9.00 SUN

Footnotes for Page 20
 @ Club lounge cars are for the exclusive use of standard sleeping car passengers. The City of Portland has a lounge car for coach passengers.
 ★ Regularly assigned through cars air-conditioned.
 * Via Overland Greyhound Bus north of Pendleton.
 (C.T.) Central time. (M.T.) Mountain time. (P.T.) Pacific time.
 Time from 12.01 noon to 12.00 midnight shown in light face type.
 Time from 12.01 noon to 12.00 midnight shown in heavy face type.

★ **NO. 23-17-20—GOLD COAST—PORTLAND ROSE—DAILY**
 No. 23 to Green River; No. 17 to Hinkle; No. 20 to Spokane.
 Club Lounge Service @..... Chicago to Spokane.
 Standard Sleeping Cars... Chicago to Hinkle—10 Sections, Drawing-room, Compartment (for Portland).
 Pocatello to Spokane—10 Sections, 3 Double Bedrooms (No. 33 from Salt Lake City).
 Reclining Seat Coaches... Chicago to Hinkle (for Portland).
 Green River to Spokane (No. 17 through from Denver).
 Dining Car..... A la carte and club or table d'hote service.

★ **NO. 19-18-24—PORTLAND ROSE—GOLD COAST—DAILY**
 No. 19 to Hinkle; No. 18 to Green River; No. 24 to Chicago.
 Club Lounge Service @..... Spokane to Chicago.
 Standard Sleeping Cars... Pendleton to Chicago—10 Sections, Drawing-room, Compartment (from Portland).
 Spokane to Pocatello—10 Sections, 3 Double Bedrooms (No. 34 to Salt Lake City).
 Reclining Seat Coaches... Spokane to Green River (No. 18 through to Denver).
 Hinkle to Chicago (from Portland).
 Dining Car..... A la carte and club or table d'hote service.

★ **NO. 106—Streamliner CITY OF PORTLAND—DAILY**
 Bus to Pendleton; No. 106 to Chicago.
 Club Lounge Car @..... Pendleton to Chicago (Radio, bath).
 Standard Sleeping Cars... Pendleton to Chicago—Drawing rooms, Compts., Bedrooms, Roomettes, Sections.
 Reclining Seat Coaches... Pendleton to Chicago (leg rest seats—all reserved).
 Cafe Lounge Car..... Moderately priced meals and lounge for coach passengers.
 Dining Car..... A la carte and club or table d'hote service.

Equipment for Table L
 ★ **NO. 37-17-20—PONY EXPRESS—PORTLAND ROSE—DAILY**
 No. 37 to Denver; No. 17 to Hinkle; No. 20 to Spokane.
 Club Lounge Service @..... Denver to Spokane.
 Standard Sleeping Cars... Kansas City to Hinkle—10 Sections, 1 Drawing-room, 2 Compartments (open 10:00 p.m.) (for Portland).
 Denver to Hinkle—6 Sections, 6 Roomettes, 4 Double Bedrooms (for Portland).
 Pocatello to Spokane—10 Sections, 3 Double Bedrooms (No. 33 from Salt Lake City).
 Reclining Seat Coaches... Kansas City to Denver—Denver to Spokane.
 Dining Car..... A la carte and club or table d'hote service.

★ **NO. 19-18-38—PORTLAND ROSE—PONY EXPRESS—DAILY**
 No. 19 to Hinkle; No. 18 to Denver; No. 38 to Kansas City.
 Club Lounge Service @..... Spokane to Denver.
 Standard Sleeping Cars... Spokane to Pocatello—10 Sections, 3 Double Bedrooms (No. 34 to Salt Lake City).
 Hinkle to Denver—6 Sections, 6 Roomettes, 4 Double Bedrooms (from Portland).
 Hinkle to Kansas City—10 Sections, 1 Drawing-room, 2 Compartments (from Portland).
 Reclining Seat Coaches... Spokane to Denver—Denver to Kansas City.
 Dining Car..... A la carte and club or table d'hote service.

CHICAGO — ST. LOUIS — KANSAS CITY — WEST YELLOWSTONE — VICTOR

City of St. Louis Yellowstone Special 9-11-35-47	San Fran. Overland Yel. Special No.27-11-35-47 Example	Table O Summer Season All Trains Daily	Yel. Special San Fran. Overland No.48-36-12-28 Example	Yellowstone Special City of St. Louis 48-36-12-10
12.30 MON	12.30 MON	Lv Chicago (C.S.T.) C. & N. W. Ar	1.00 TUE	11.59 TUE
12.55 MON	12.55 MON	Lv Omaha Ar	3.45 " "	7.00 " "
9.50 MON	9.50 MON	Lv Omaha (Union Pacific) Ar	3.20 TUE	6.45 TUE
		Lv Cheyenne (M.S.T.) Ar	5.20 MON	6.45 MON
4.00 SUN		Lv St. Louis (C.S.T.) (Wab.) Ar		6.15 " "
9.00 " "		Lv Kansas City Ar		6.15 " "
9.30 SUN		Lv Kansas City Ar		6.45 TUE
7.45 MON		Lv Denver (M.S.T.) Ar		6.45 MON
8.10 " "		Lv Denver Ar		6.15 " "
		Lv Cheyenne Ar		6.15 " "
Via Borie				Via Borie
10.00 MON	10.00 MON	Lv Cheyenne (M.S.T.) Ar	5.05 MON	10.45 MON
4.20 " "	4.20 " "	Lv Green River Ar	10.50 " "	10.45 MON
4.30 " "	4.30 " "	Lv Green River Ar	9.50 " "	9.50 " "
9.45 MON	9.45 MON	Lv Pocatello Lv	4.10 " "	4.10 " "
1.45 TUE	1.45 TUE	Lv Pocatello Ar	1.35 " "	1.35 " "
2.30 " "	2.30 " "	Lv Blackfoot Ar	12.50 " "	12.50 " "
3.30 " "	3.30 " "	Lv Idaho Falls Ar	12.05 MON	12.05 MON
5.10 TUE	5.10 TUE	Lv Ashton Ar	9.10 SUN	9.10 SUN
5.20 TUE	5.20 TUE	Lv Ashton Ar	9.55 SUN	9.55 SUN
7.00 TUE	7.00 TUE	Lv Ar Victor Ar	8.15 SUN	8.15 SUN
7.30 TUE	7.30 TUE	Lv Ar West Yellowstone (M.S.T.) Lv	7.30 SUN	7.30 SUN

★ **27-11-35-47 SAN FRAN. OVERLAND—YELSTONE SPECIAL—DAILY**
 C. & N. W. No. 27 to Omaha; No. 27 to Green River; No. 11 to Pocatello; No. 35 to Ashton and West Yellowstone; No. 47 to Ashton and Victor.
 Club Lounge Service... Chicago to West Yellowstone.
 Standard Sleeping Car... Chicago to West Yellowstone—10 Sec., D.R., Compts.
 Reclining Seat Coaches... Chicago to Green River (reserved); Green River to Pocatello; Pocatello to West Yellowstone; Ashton to Victor (not reserved).
 Dining Car..... A la carte and club or table d'hote service.

★ **9-11-35-47 CITY OF ST. LOUIS—YELLOWSTONE SPECIAL—DAILY**
 Wabash 9 St. Louis to Kansas City; No. 9 to Green River; No. 11 to Pocatello; No. 35 to Ashton and West Yellowstone; 47 to Ashton and Victor.
 Club Lounge Service... St. Louis to West Yellowstone.
 Standard Sleeping Car... St. Louis to West Yellowstone—Sections and Rooms (requires car to car change after leaving Green River).
 Reclining Seat Coaches... St. Louis to Pocatello (all seats reserved).
 Pocatello to West Yellowstone; Ashton to Victor (not reserved).
 Dining Car..... A la carte and club or table d'hote service.

★ **48-36-12-28 YELSTONE SPECIAL—SAN FRAN. OVERLAND—DAILY**
 No. 48 Victor to Ashton; No. 36 West Yellowstone and Ashton to Pocatello; No. 12 to Green River; No. 28 to Chicago; C. & N. W. east of Omaha.
 Club Lounge Service... West Yellowstone to Chicago.
 Standard Sleeping Car... West Yellowstone to Chicago—10 Sec., D. R., Compts.
 Reclining Seat Coaches... Victor to Ashton; West Yellowstone to Pocatello; Pocatello to Green River (not reserved); Green River to Chicago (reserved).
 Dining Car..... A la carte and club or table d'hote service.

★ **No. 48-36-12-10 YELSTONE SPECIAL—CITY OF ST. LOUIS—DAILY**
 No. 48 to Ashton; No. 36 West Yellowstone and Ashton to Pocatello; No. 12 Pocatello to Green River; No. 10 to St. Louis; Wabash east of Kansas City.
 Club Lounge Service... West Yellowstone to St. Louis.
 Standard Sleeping Car... West Yellowstone to St. Louis—Sections and Rooms (requires car to car change before arrival Green River).
 Reclining Seat Coaches... Victor to Ashton; West Yellowstone to Pocatello (not reserved); Pocatello to St. Louis (all seats reserved).
 Dining Car..... A la carte and club or table d'hote service.

LOS ANGELES — SALT LAKE CITY — WEST YELLOWSTONE — BUTTE

Yellowstone Special 38-29-35-47 Example	Northwest Special 33 Example	Butte Special 38-29 Example	Table R Condensed Schedules All Trains Daily	Butte Special 30-37 Example	Northwest Special 34-9 Example	Yellowstone Special 48-36-30-37 Example
7.30 SU	7.30 SU	7.30 SU	Lv Los Angeles (P.S.T.) Ar	7.00 TU	3.00 MO	7.00 TU
7.55 " "	7.55 " "	7.55 " "	Lv East Los Angeles Ar	6.25 " "	2.30 " "	6.25 " "
9.15 " "	9.15 " "	9.15 " "	Lv Riverside Ar	4.50 " "	1.25 SU	4.50 " "
9.45 " "	9.45 " "	9.45 " "	Lv San Bernardino Ar	4.20 " "	1.00 " "	4.20 " "
9.55 " "	9.55 " "	9.55 " "	Lv San Bernardino Ar	4.10 " "	12.55 " "	4.10 " "
12.10 MO	12.10 MO	12.10 MO	Lv Barstow Ar	2.00 TU	10.53 " "	2.00 TU
5.10 " "	5.10 " "	5.10 " "	Lv Las Vegas Ar	9.15 MO	7.10 " "	9.15 MO
5.40 " "	5.40 " "	5.40 " "	Lv Las Vegas Ar	8.45 " "	6.55 " "	8.45 " "
8.40 " "	8.40 " "	8.40 " "	Lv Caliente (P.S.T.) Ar	4.50 " "	4.00 " "	4.50 " "
11.50 " "	11.50 " "	11.50 " "	Lv Lund (M.S.T.) Ar	3.40 " "	2.40 " "	3.40 " "
12.30 " "	12.30 " "	12.30 " "	Lv Milford Ar	2.55 " "	1.55 " "	2.55 " "
12.40 " "	12.40 " "	12.40 " "	Lv Milford Ar	2.40 " "	1.45 " "	2.40 " "
2.30 " "	2.30 " "	2.30 " "	Lv Lynndyl Ar	12.40 " "	12.40 " "	12.40 " "
2.30 " "	2.30 " "	2.30 " "	Lv Lynndyl Ar	12.40 " "	12.40 " "	12.40 " "
5.15 " "	5.15 " "	5.15 " "	Lv Salt Lake City Ar	9.40 " "	10.10 " "	9.40 " "
8.00 " "	11.30 SU	8.00 " "	Lv Salt Lake City Ar	7.35 " "	10.00 " "	7.35 " "
8.50 " "	12.20 MO	8.50 " "	Lv Ogden Ar	6.40 " "	9.10 " "	6.40 " "
9.20 MO	12.45 " "	9.20 MO	Lv Ogden Ar	6.15 " "	8.50 " "	6.15 " "
12.45 TU	4.15 " "	12.45 TU	Lv Pocatello Ar	3.15 " "	5.35 " "	3.15 " "
7.45 " "	6.15 " "	1.35 " "	Lv Pocatello Ar	2.45 " "	4.45 " "	1.35 " "
2.30 " "	6.08 " "	2.20 " "	Lv Blackfoot Ar	1.53 " "	4.00 " "	12.50 " "
3.25 TU	7.00 MO	3.10 TU	Lv Idaho Falls Ar	1.15 MO	3.15 SU	12.05 MO
3.30 TU	7.20 MO		Lv Idaho Falls Ar		2.50 SU	11.45 SU
4.30 " "	8.25 " "		Lv St. Anthony Ar		1.38 " "	10.34 " "
5.70 TU	8.55 MO		Lv Ashton Ar		1.15 SU	10.10 SU
5.20 TU	9.00 " "		Lv Ashton Ar		1 " "	9.55 SU
7.00 TU	10.40 " "		Lv Victor Ar		11.30 " "	8.15 SU
7.30 TU			Lv West Yellowstone Lv			7.30 SU

★ **NO. 38-29—PONY EXPRESS—BUTTE SPECIAL—DAILY**
 No. 38 to Salt Lake City; No. 29 to Butte.
 Club Lounge Car @..... Los Angeles to Butte.
 Standard Sleeping Cars... Los Angeles to Butte—10 Roomettes, 6 Double Bdrms.
 Reclining Seat Coaches... Los Angeles to Salt Lake City; Salt Lake City to Butte.
 Dining Car..... Las Vegas to Salt Lake City; Salt Lake City to Butte.

★ **NO. 33—NORTHWEST SPECIAL—DAILY**—Salt Lake City to Ashton.
 Standard Sleeping Cars... Salt Lake City to Pocatello—10 Sections, 3 Double Bedrooms No. 17-20 to Spokane—open 9:30 p.m.).
 Reclining Seat Coaches... Salt Lake to Ashton (breakfast service at Pocatello).

★ **NO. 30-37—BUTTE SPECIAL—PONY EXPRESS—DAILY**
 No. 30 to Salt Lake City; No. 37 to Los Angeles.
 Club Lounge Car @..... Butte to Los Angeles.
 Standard Sleeping Cars... Butte to Los Angeles—10 Roomettes, 6 Double Bdrms.
 Reclining Seat Coaches... Butte to Salt Lake City—10 Sec., 1 D.R., 1 Compt.
 Salt Lake City to Los Angeles.
 Dining Car..... Butte to Pocatello; Salt Lake City to Las Vegas.

★ **NO. 34-9—NORTHWEST SPECIAL—DAILY**
 No. 34 to Salt Lake City; No. 9 to Los Angeles.
 Standard Sleeping Cars... Pocatello to Salt Lake City—10 Sections, 3 Double Bedrooms (Nos. 19-18 from Spokane).
 Salt Lake City to Los Angeles—Bedrooms, Roomettes, Sections.
 Reclining Seat Coaches... Ashton to Salt Lake City.
 Salt Lake City to Los Angeles.
 Dining Car..... Pocatello to Ogden; Salt Lake City to Los Angeles.

Footnotes for Page 21
 @ Club and lounge cars are for the exclusive use of standard sleeping car passengers.
 ★ Regularly assigned through cars air-conditioned. (f) Stops only on signal.
 * Operates only during Yellowstone Park season, June 18 through September 8.
 (C.S.T.) Central standard time. (M.S.T.) Mountain standard time. (P.S.T.) Pacific standard time.
 Time from 12.01midnight to 12.00 noon shown in light face type.
 Time from 12.01 noon to 12.00 midnight shown in heavy face type.

★ **NO. 38-29—PONY EXPRESS—BUTTE SPECIAL—DAILY**
 No. 38 to Salt Lake City; No. 29 to Butte.
 Club Lounge Car @..... Los Angeles to Butte.
 Standard Sleeping Cars... Los Angeles to Butte—10 Roomettes, 6 Double Bdrms.
 Reclining Seat Coaches... Los Angeles to Salt Lake City; Salt Lake City to Butte.
 Dining Car..... Las Vegas to Salt Lake City; Salt Lake City to Butte.

★ **NO. 33—NORTHWEST SPECIAL—DAILY**—Salt Lake City to Ashton.
 Standard Sleeping Cars... Salt Lake City to Pocatello—10 Sections, 3 Double Bedrooms No. 17-20 to Spokane—open 9:30 p.m.).
 Reclining Seat Coaches... Salt Lake to Ashton (breakfast service at Pocatello).

★ **NO. 30-37—BUTTE SPECIAL—PONY EXPRESS—DAILY**
 No. 30 to Salt Lake City; No. 37 to Los Angeles.
 Club Lounge Car @..... Butte to Los Angeles.
 Standard Sleeping Cars... Butte to Los Angeles—10 Roomettes, 6 Double Bdrms.
 Reclining Seat Coaches... Butte to Salt Lake City—10 Sec., 1 D.R., 1 Compt.
 Salt Lake City to Los Angeles.
 Dining Car..... Butte to Pocatello; Salt Lake City to Las Vegas.

★ **NO. 34-9—NORTHWEST SPECIAL—DAILY**
 No. 34 to Salt Lake City; No. 9 to Los Angeles.
 Standard Sleeping Cars... Pocatello to Salt Lake City—10 Sections, 3 Double Bedrooms (Nos. 19-18 from Spokane).
 Salt Lake City to Los Angeles—Bedrooms, Roomettes, Sections.
 Reclining Seat Coaches... Ashton to Salt Lake City.
 Salt Lake City to Los Angeles.
 Dining Car..... Pocatello to Ogden; Salt Lake City to Los Angeles.

Summer Season Service
 ★ **NO. 38-29-35-47—PONY EXPRESS—YELSTONE SPECIAL—DAILY**
 No. 38 to Salt Lake City; No. 29 to Pocatello; No. 35 Pocatello to Ashton and West Yellowstone; No. 47 Ashton to Victor.
 Club Lounge Service @..... Los Angeles to West Yellowstone.
 Standard Sleeping Cars... Salt Lake to West Yellowstone—6 Compts., 3 D.R.
 Salt Lake City to West Yellowstone—14 Sections.
 Salt Lake City to Victor—8 Sec., 1 D.R., 2 Compts.
 Pocatello to West Yellowstone—10 Sections, 1 Drawing-room, 2 Compts. (open 9:30 p.m.).
 Reclining Seat Coaches... Los Angeles to Salt Lake City.
 Salt Lake City to West Yellowstone; Ashton to Victor.
 Dining Car..... East of Las Vegas—a la carte and club or table d'hote service.

★ **NO. 48-36-30-37—YELSTONE SPECIAL—PONY EXPRESS—DAILY**
 No. 48 Victor to Ashton; No. 36 W. Yellowstone and Ashton to Pocatello; No. 30 to Salt Lake City; No. 37 to Los Angeles.
 Club Lounge Service @..... West Yellowstone to Los Angeles.
 Standard Sleeping Cars... West Yellowstone to Salt Lake City—6 Compts. 3 D.R.
 West Yellowstone to Pocatello—10 Sec., DR., Compts. (occupancy until 8:00 a.m.—breakfast service).
 Victor to Salt Lake City—8 Sec., 1 D.R., 2 Compts.
 Reclining Seat Coaches... Victor to Ashton; West Yellowstone to Salt Lake City.
 Salt Lake City to Los Angeles.
 Dining Car..... Salt Lake City to Las Vegas.

SALT LAKE CITY — BOISE — HINKLE — SPOKANE

Table T Condensed Schedules All Trains Daily. Includes routes for Salt Lake City (M.S.T.), Ogden, Pocatello, Minidoka, Shoshone, Sun Valley, and Hinkle. Lists departure and arrival times for various services.

Equipment for Table T. * NO. 33-17-20—NORTHWEST SPECIAL—PORTLAND ROSE—DAILY. * NO. 19-18-34—PORTLAND ROSE—NORTHWEST SPECIAL—DAILY. Details on lounge, sleeping, and dining cars.

LOS ANGELES — SALT LAKE CITY — SUN VALLEY

Table V Condensed Schedules All Trains Daily. Includes routes for Los Angeles (P.S.T.), East Los Angeles, Las Vegas (PT), Salt Lake City (MST), and Sun Valley. Lists departure and arrival times.

Equipment for Table V. * No. 38-29-25-55—PONY EXPRESS—SUN VALLEY SPECIAL—DAILY. Details on lounge, sleeping, and dining cars.

* NO. 56-12-32-37—SUN VALLEY SPECIAL—PONY EXPRESS—DAILY. Details on lounge, sleeping, and dining cars.

NOTE—For Chicago and St. Louis—Sun Valley Service see Table C, pages 12 and 13, and Table F, page 17.

SALT LAKE CITY — BOISE — PORTLAND — SEATTLE

Table U Condensed Schedules All Trains Daily. Includes routes for Salt Lake City (M.S.T.), Ogden, Pocatello, Minidoka, Shoshone, Sun Valley, Ketchum, and Hinkle. Lists departure and arrival times.

Equipment for Table U. * NO. 31-11-459—IDAHOAN—DAILY. Details on lounge, sleeping, and dining cars.

* NO. 33-17-457—NORTHWEST SPECIAL—PORTLAND ROSE—DAILY. Details on lounge, sleeping, and dining cars.

* NO. 458-18-34—PORTLAND ROSE—NORTHWEST SPECIAL—DAILY. Details on lounge, sleeping, and dining cars.

* NO. 402-12-32—IDAHOAN—DAILY. Details on lounge, sleeping, and dining cars.

Footnotes for Page 22. * Club and lounge cars are for the exclusive use of standard sleeping car passengers. * Regularly assigned through cars air-conditioned.

PORTLAND — WALLA WALLA — YAKIMA — LEWISTON — SPOKANE

Table W All Trains Daily—(Pacific Standard Time). Includes routes for Portland, Hood River, The Dalles, Arlington, Hinkle, Wallula, Walla Walla, Yakima, Wallula, Ayer, Riparia, Lewiston, Ayer, Marengo, Cheney, and Spokane. Lists departure and arrival times.

Equipment for Table W. * NO. 20—SPOKANE—DAILY. * NO. 19—SPOKANE—DAILY. Details on sleeping cars, coaches, and reclining seat coaches.

Spokane, San Francisco and Los Angeles

Table X All Trains Daily (Pacific Standard Time). Includes routes for Spokane (UP), Ayer, Wallula, Portland, Portland So. Pac., Salem, Eugene, Klamath Falls, Redding, Sacramento, San Francisco, Sacramento, Stockton, Fresno, and Los Angeles. Lists departure and arrival times.

Seattle, San Francisco and Los Angeles

Table Y All Trains Daily (Pacific Standard Time). Includes routes for Seattle, Tacoma, Portland, Portland So. Pac., Salem, Eugene, Klamath Falls, Redding, Sacramento, San Francisco, Sacramento, Stockton, Fresno, and Los Angeles. Lists departure and arrival times.

PORTLAND, TACOMA AND SEATTLE

Table Z All Trains Daily. Includes routes for Portland, Vancouver Wash., Kelso-Longview, Chehalis, Centralla, Tacoma, and Seattle. Lists departure and arrival times.

* NO. 401—DAILY. Details on sleeping cars, coaches, and reclining seat coaches.

* NO. 460—DAILY. Details on sleeping cars, coaches, and reclining seat coaches.

* NO. 408—DAILY. Details on sleeping cars, coaches, and reclining seat coaches.

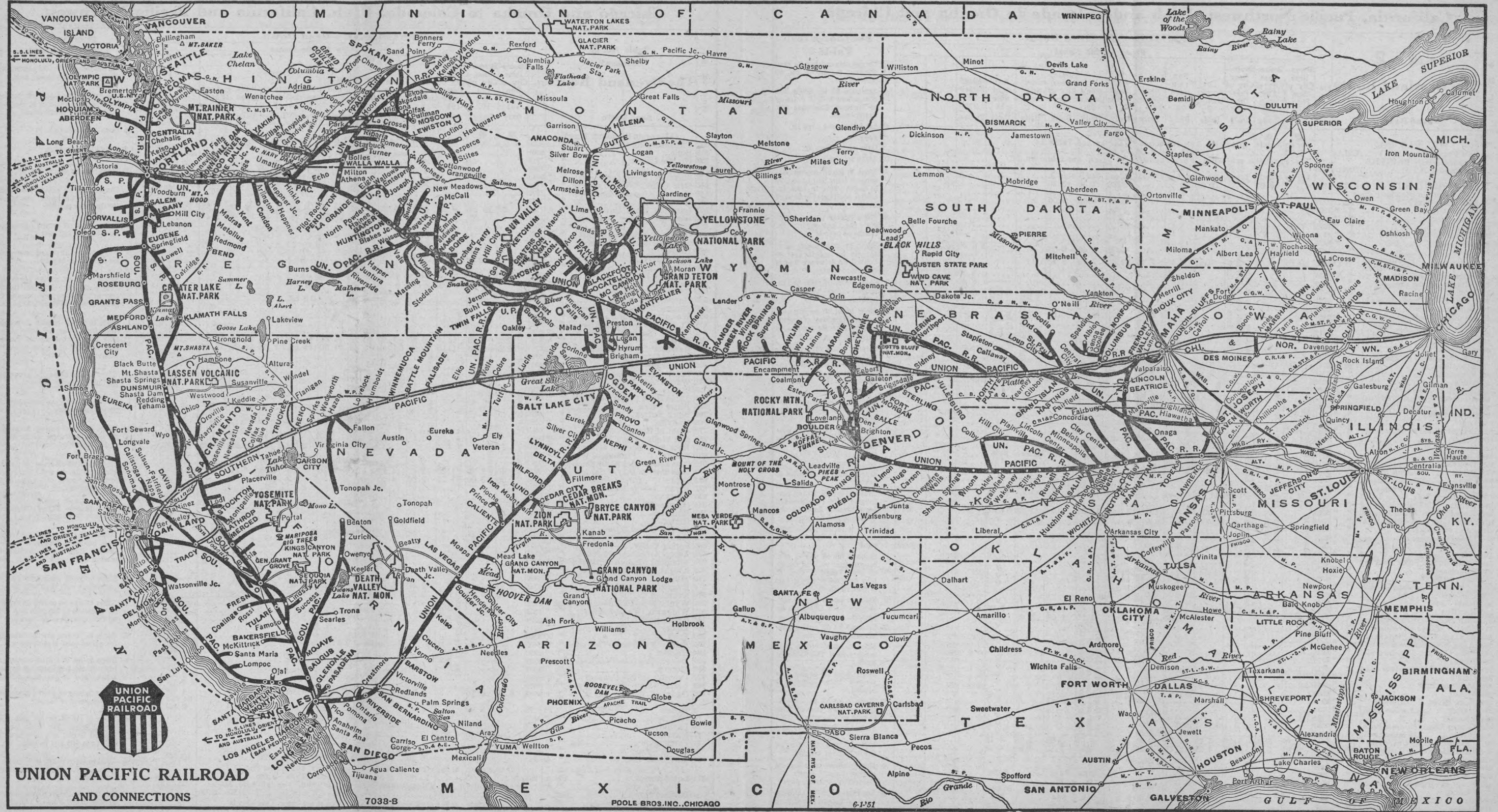
Equipment for Tables Y and Z NORTHBOUND

* NO. 457—DAILY Streamliner. * NO. 407—DAILY. * NO. 459—DAILY. Details on lounge, sleeping, and dining cars.

* NO. 458—DAILY Streamliner. Details on lounge, sleeping, and dining cars.

* NO. 402—DAILY. Details on lounge, sleeping, and dining cars.

* Regularly assigned through cars air-conditioned. * U. P. Stages, Portland—Spokane. * Via Pacific Greyhound bus. * Observation-Lounge for Parlor and Sleeping Car passengers only.



UNION PACIFIC RAILROAD
AND CONNECTIONS

7038-B

POOLE BROS. INC. - CHICAGO

6-1-51

Between Chicago, Omaha, Denver, Ogden, Salt Lake City and Los Angeles

Table No. 3 The Overland Route. WESTBOUND—Read Down and EASTBOUND—Read Up. Includes routes for Chicago, Omaha, Denver, Ogden, Salt Lake City, and Los Angeles with various train and bus services.

Footnotes for Table 3. Motor bus between Lund and Cedar City. Motor bus connections with main line trains at East Los Angeles. Stops to let off or take on passengers.

Special Ski Events at Sun Valley, Idaho. January 25-26, February 22, March 15-16, March 29-30. Sun Valley Class B and C Competition in Downhill, Slalom and Combined.

Between Chicago, Omaha, Denver, Ogden, Salt Lake City and Los Angeles

Table No. 3 (Continued) The Overland Route Pacific Standard Time. WESTBOUND—Read Down and EASTBOUND—Read Up. Includes routes for Alhambra, Pasadena, Glendale, Long Beach, and San Pedro.

Footnotes for Tables 3 to 10, Inclusive. Daily except Sunday. Daily except Saturday. Meal stop. Daily except Sundays and holidays. Motor bus connections at East Los Angeles with east-bound main line trains.

Table No. 4 Salt Lake City — Provo — Lyndyl. Table No. 5 Salt Lake City — Smelter. Table No. 6 Milford — Lund — Cedar City. Table No. 7 East Los Angeles — Pasadena — Glendale. Table No. 8 East Los Angeles — Long Beach — San Pedro. Table No. 9 East Los Angeles — Whittier — Anaheim. Table No. 10 Las Vegas — Boulder City — Hoover Dam.

Between Chicago, Omaha, Denver, Ogden and San Francisco

Table No. 14 The Overland Route. WESTBOUND—Read Down and EASTBOUND—Read Up. Includes routes for C. & N. W., UNION PACIFIC, and SOUTHERN PACIFIC.

Footnotes for Page 32

- (f) Stops only on signal.
Via Borie Cut-off; not via Cheyenne.
A See tables 24 and 30 for service between St. Louis, Kansas City, Denver and Cheyenne.
B Stops to let off paying passengers from Ogden and beyond; also to take for Reno and beyond.
D Stops to let off paying passengers from Reno and beyond; also to take for Ogden and beyond.
E Stops to let off paying passengers from Ogden or beyond; also to take for Sacramento and beyond.
H Stops to take paying passengers for Ogden and beyond.
K Stops to let off paying passengers from Ogden or beyond.
M Stops to take paying passengers for Ogden or beyond; also to let off from Sacramento or beyond.
See table 31 for service between Ogden and Salt Lake City.
Leaves and arrives from Market Street station.
Leaves and arrives from Third Street station.
(C.S.T.) Central standard time.
(M.S.T.) Mountain standard time.
(P.S.T.) Pacific standard time.
Mileage shown on mile posts is from Council Bluffs. See General Information, page 2.

Rail—Auto Travel Plan

Ask your Ticket Agent for information and about arrangements. You can...

RENT A NEW CAR

at your train destination. This plan makes it easy for you to have a car ready for your convenience when you reach the end of your train journey.

DRIV-UR-SELF RENTAL STATIONS

are located in many cities in the United States and Canada.

Ask your Railroad Ticket Agent about the plan.

San Francisco, Sacramento and Los Angeles (Via Southern Pacific)

Table No. 15 and Table No. 16. Via Valley Line and Via Coast Line. Includes routes for San Francisco, Sacramento, and Los Angeles.

For equipment, see pages 6 to 23, inclusive

Between Chicago, Omaha and Denver

Table No. 17 The Overland Route. WESTBOUND—Read Down and EASTBOUND—Read Up. Includes routes for UNION PACIFIC and CENTRAL STANDARD TIME.

Denver—La Salle—Ft. Collins

Table No. 18. Daily and Mixed passenger train. Includes routes for Denver, La Salle, and Ft. Collins.

Footnotes for Page 33

- * Daily (f) Stops only on signal.
Mixed passenger train.
C. & N. W. No. 14, local from Omaha to Chicago, carries no through cars from Union Pacific.
B Stops to let off paying passengers from Cheyenne or beyond.
E Regular bus service only during Park summer season.
H Stops to let off paying passengers from stations in Colorado.
Mileage shown on mile posts is from Council Bluffs. For explanation see page 2. Time from 12:01 midnight to 12:00 noon is in light face type.
Time from 12:01 noon to 12:00 midnight shown in heavy face type.
Where no time shown, trains do not stop, except as indicated by reference marks.

PLAN NOW FOR YOUR 1952 SUMMER TOUR

Our SUMMER TOURS book, beautifully illustrated in color, contains fascinating day-by-day stories of tours to many of our great western vacation lands: Yellowstone — Grand Teton — Zion — Bryce Canyon — Grand Canyon — Rocky Mountain — Yosemite National Parks; Colorado — Jackson Hole — Utah — Hoover Dam — Las Vegas — Tijuana, Old Mexico.

In describing these personally escorted, money-saving tours, this book tells you what you see and do and how you get the most for your vacation dollars. Write today for a free copy of SUMMER TOURS. Use the coupon.

UP-C & NW Department of Tours

Manager UP-C&NW Dept. of Tours 148 S. Clark St., Chicago 3, Ill. Please send me a copy of "SUMMER TOURS" Name Address City Zone State

For equipment, see page 18.

Between Chicago, Omaha and Spokane, Portland, Tacoma and Seattle

Table No. 20 The Overland Route. WESTBOUND-Read Down and EASTBOUND-Read Up. Includes station names like Chicago, Omaha, St. Paul, and Spokane, along with train numbers and times.

Footnotes for Pages 34 and 35. Motor bus. This service is provided for passengers arriving or departing Shoshone and holding through rail tickets to and from Sun Valley or Ketchum, Ida. Between Oct. 16 and Dec. 16 buses will meet trains 17 and 18 only, except for Nos. 105 and 106 buses will be "on call". Advise conductor, who will arrange.

Between Chicago, Omaha and Spokane, Portland, Tacoma and Seattle

Table No. 20 (Continued) The Overland Route (Pacific Standard Time). WESTBOUND-Read Down and EASTBOUND-Read Up. Includes station names like Huntington, Durkee, Baker, Haines, North Powder, and Spokane, along with train numbers and times.

Between Portland, Tacoma and Seattle. All tickets over these lines are interchangeable and good on any train listed below.

Table No. 20 Continued Pacific Standard Time and Table No. 21 Pacific Standard Time. Includes station names like Portland, Vancouver, Ridgefield, Woodland, Kalama, Kelso-Longview, Castle Rock, Vader, Winlock, Napavine, Chehalis, Centralia, and Hoquiam, along with train numbers and times.

Between St. Louis, Kansas City, Topeka, Salina and Denver

Table No. 24 The Overland Route (Central Standard Time) and Table No. 25 Kansas City - Junction City - Concordia (Central Time). Includes routes for Motor, Passenger, and Express services between St. Louis, Kansas City, Topeka, Salina, and Denver.

Between Denver, Cheyenne and Salt Lake City

Table No. 30 The Overland Route (Mountain Standard Time). Includes routes for Motor, Passenger, and Express services between Denver, Cheyenne, and Salt Lake City.

Distance between Denver and Salt Lake City via Borie is 613 miles; via Cheyenne is 625 miles.

Between Ogden and Salt Lake City

Table No. 31 (Mountain Time). Includes routes for Motor, Passenger, and Express services between Ogden and Salt Lake City.

Ogden - Echo - Coalville - Park City and Laramie - Centennial - Coalmont. Includes routes for Motor, Passenger, and Express services.

Walcott - Saratoga - Encampment. Includes routes for Motor, Passenger, and Express services.

Footnotes for Pages 36 and 37

NOTE - See table 20 for detail schedules to Pacific Northwest. NOTE - See table 14 for detail schedules to San Francisco. NOTE - See table 3 for detail schedules to Los Angeles. Local freight; limited space, hand baggage only; caboose for passengers. Local freight; carries combination coach-baggage car for passengers. Mountain Time on the main line - but trains to or from Oakley on the Colby branch line use Central Time. Stops to take paying passengers for Denver and beyond. Stops to let off paying passengers from Denver and beyond; also to take for Topeka, and for Kansas City and beyond. Stops to take paying passengers for Denver and beyond; also to let off from St. Louis and beyond. Stops to let off paying passengers from Denver and beyond; also to take for Salina and east thereof where train is scheduled to stop. Stops to let off paying passengers from Kansas City and beyond; also to take for Denver and beyond. Stops to let off paying passengers from Denver and beyond; also to take for Salt Lake City and beyond. Stops to let off paying passengers from Denver and beyond; also to take for Kansas City and beyond. Stops to let off paying passengers from Ogden or beyond.

Between Salt Lake City, Ogden, Pocatello, West Yellowstone and Butte

Table No. 36 The Overland Route. WESTBOUND—Read Down. Table with columns for stations (Salt Lake City, Ogden, Pocatello, Idaho Falls, Butte) and times.

Table No. 37 Cache Junction—Logan—Preston. Table with columns for stations (Cache Junction, Logan, Preston) and times.

Table No. 38 Ogden—Brigham—Malad. Table with columns for stations (Ogden, Brigham, Malad) and times.

Table No. 39 Salt Lake—Idaho Falls—W. Yellowstone (Summer Season). Table with columns for stations (Salt Lake City, Ogden, Pocatello, Idaho Falls, Ashton, W. Yellowstone) and times.

Table No. 40 Salt Lake—Idaho Falls—Ashton—Victor. Table with columns for stations (Salt Lake City, Ogden, Pocatello, Idaho Falls, Ashton, Victor) and times.

Footnotes for Page 38

- Daily. (f) Stops only on signal. † Daily except Sunday.
A Stops to let off paying passengers from beyond Pocatello.
B Stops to take on or let off passengers.
D Stops to take on or let off paying passengers.
Nos. 35 and 36 between Pocatello and West Yellowstone, and Nos. 47 and 48 between Ashton and Victor, operate only during Yellowstone and Grand Teton Park summer season June 18 through September 8.
• Local freight with combination coach-baggage car.

Union Pacific Branch Lines

Table No. 42 Omaha—North Platte—So. Torrington. Table with columns for stations (Omaha, North Platte, So. Torrington) and times.

Table No. 45 Omaha—Columbus—Norfolk. Table with columns for stations (Omaha, Columbus, Norfolk) and times.

Table No. 46 Omaha—Columbus—Spalding. Table with columns for stations (Omaha, Columbus, Spalding) and times.

Table No. 47 Omaha—Grand Island—Loup City. Table with columns for stations (Omaha, Grand Island, Loup City) and times.

Table No. 43 Omaha—Kearney—Stapleton. Table with columns for stations (Omaha, Kearney, Stapleton) and times.

Table No. 48 Omaha—Columbus—Albion. Table with columns for stations (Omaha, Columbus, Albion) and times.

Table No. 49 Omaha—Grand Island—Ord. Table with columns for stations (Omaha, Grand Island, Ord) and times.

Table No. 44 Grand Island—Stromsburg—Lincoln. Table with columns for stations (Grand Island, Stromsburg, Lincoln) and times.

Table No. 50 Lawrence—Leavenworth. Table with columns for stations (Lawrence, Leavenworth) and times.

Table No. 52 Kansas City—Topeka—Marysville. Table with columns for stations (Kansas City, Topeka, Marysville) and times.

Table No. 53 St. Joseph—Marysville—Grand Island. Table with columns for stations (St. Joseph, Marysville, Grand Island) and times.

Table No. 54 Manhattan—Marysville. Table with columns for stations (Manhattan, Marysville) and times.

- Daily. § Sunday only. † Daily except Monday.
† Daily except Sunday. † Daily except Saturday and Sunday.
• Local freight with combination coach-baggage car.

- K Sundays, Wednesdays and Fridays only.
H Mondays, Wednesdays and Fridays only.
E Tuesdays, Thursdays, and Saturdays only.

- On days livestock is to be carried, train No. 82 runs about one-half hour later than schedule shown.
• Local freight with caboose; hand baggage only.

Union Pacific Branch Lines

Blackfoot — Aberdeen — Mackay

Table No. 56 (Mountain Time) with columns for Mixed 409, Mixed 421, Mls., and Mixed 422, Mixed 410. Lists stations like Blackfoot, Moreland, Aberdeen, Rockford, etc.

Idaho Falls — Orvin — St. Anthony

Table No. 57 (Mountain Time) with columns for Mixed 491, Mls., and Mixed 492. Lists stations like Idaho Falls, Orvin, Lincoln, etc.

Idaho Falls — Ucon — St. Anthony

Table No. 58 (Mountain Time) with columns for Mls., Mixed 492, and Mixed 493. Lists stations like Idaho Falls, Ucon, Grant, etc.

Minidoka — Twin Falls — Buhl — Wells

Table No. 60 (Mountain Time) with columns for Mixed 483, Mls., Mixed 484, and Mixed 485. Lists stations like Salt Lake, Pocatello, Minidoka, etc.

Footnotes for Page 40

- * Daily. † Daily except Sunday. (f) Stops only on signal. ^ Motor train, daily. (d) Tuesday, Thursday and Saturday. (E) Monday Wednesday, and Friday. K Irregular mixed service; consult agent. (A) Daily except Monday. Local freight with combination coach-baggage car. Local freight with caboose; hand baggage only. Nos. 55 and 56 operate during winter season beginning about December 20, and carry local coaches and the through Sun Valley sleeping cars from Los Angeles and Salt Lake City. Mountain Time is used on this U. P. branch line, but trains to and from Wells, Nevada on the So. Pac. main line use Pacific Time. Pacific Time prevails in territory shown in table 70, but trains are operated under Mountain Time, as shown in this table. For equivalent in Pacific Time, figure one hour earlier.

Minidoka — Rupert — Bliss

Table No. 61 (Mountain Time) with columns for Mixed 494-495, Mls., and Mixed 466-574. Lists stations like Minidoka, Acequia, Rupert, etc.

Burley — Declo

Table No. 62 (Mountain Time) with columns for Mls., and Mixed 460. Lists stations like Burley, Declo.

Nyssa — Homedale — Marsing

Table No. 64 (Mountain Time) with columns for Mls., and Mixed 460. Lists stations like Nyssa, Overstreet, Adrian, etc.

Richfield — Hill City

Table No. 65 (Mountain Time) with columns for Mls., and Mixed 460. Lists stations like Shoshone, Richfield, Rawson, etc.

Boise — Nampa — Emmett — McCall

Table No. 67 (Mountain Time) with columns for Mixed 485-12, Mls., and Mixed 486-12. Lists stations like Nampa, Middleton, Jenness, etc.

Caldwell — Wilder

Table No. 68 (Mountain Time) with columns for Mls., and Mixed 460. Lists stations like Caldwell, Greenleaf, Wilder.

Shoshone — Ketchum — Sun Valley

Table No. 69 (Mountain Time) with columns for Psgr. Δ55, Mixed 441, Mls., and Mixed 442, Psgr. Δ56. Lists stations like Shoshone, Richfield, Picabo, etc.

Ontario — Vale and Brogan Vale — Crane and Burns

Table No. 70 (Mountain Time) with columns for Mixed 459, Mls., and Mixed 460. Lists stations like Ontario, Vale, Brogan, etc.

Table No. 71 (Mountain Time) with columns for Mixed 483, Mls., and Mixed 484. Lists stations like Payette, Fruitland, Buckingham, etc.

Payette — Emmett

Table No. 72 (Pacific Time) with columns for Mixed 305-17, Mls., and Mixed 305-17. Lists stations like Portland, La Grande, etc.

Portland — La Grande — Joseph

Table No. 73 (Mountain Time) with columns for Mls., and Mixed 460. Lists stations like Weiser, Presley, Midvale, etc.

Weiser — New Meadows

Table No. 74 (Pacific Time) with columns for Mls., and Mixed 460. Lists stations like Portland, Hood River, The Dalles, etc.

Union Pacific Branch Lines

Portland and Spokane Short Line

Table No. 74 (Pacific Time) with columns for 20 Daily, Mls., and 19 Daily. Lists stations like Portland, Hood River, The Dalles, etc.

Portland — Hinkle — Walla Walla

Table No. 75 (Pacific Time) with columns for 20-72 Daily, Mls., and 71-19 Daily. Lists stations like Portland, Hood River, The Dalles, etc.

Portland — Pullman — Moscow

Table No. 76 (Pacific Time) with columns for 20-62 Daily, Mls., and 61-19 Daily. Lists stations like Portland, Hood River, The Dalles, etc.

Portland — Ayer — Lewiston

Table No. 77 (Pacific Time) with columns for 20-74 Daily, Mls., and 173-19 Daily. Lists stations like Portland, Hinkle, Walla, etc.

Portland — Hinkle — Yakima

Table No. 78 (Pacific Time) with columns for 20-72-64 Daily, Mls., and 63-71-19 Daily. Lists stations like Portland, Hood River, The Dalles, etc.

Footnotes for Page 41

- * Daily. (f) Stops only on signal. Local freight; caboose for passengers. B Buses run via these stations only when there are passengers to or from Walla Walla or beyond. C Stops to let off paying passengers from Hinkle or beyond. K Bus station is at Prosser. T Bus station is at East Park. N Stops to take on paying passengers for Hinkle and beyond. Time from 12:01 midnight to 12:00 noon shown in light face type. Time from 12:01 noon to 12:00 midnight shown in heavy face type. Figures opposite junction points refer to tables showing diverging trains.

FOR Pleasant Travel SEND YOUR LUGGAGE BY RAILWAY EXPRESS RAILWAY EXPRESS moves swiftly on America's finest trains... Receipt given shipper, and one taken from consignee, proving delivery... No extra charge for liberal valuation coverage, or for pick-up and delivery within regular vehicle limits in all cities and principal towns. NATION-WIDE SERVICE RAILWAY EXPRESS AGENCY

Connecting Bus Service

Portland — Umatilla — Spokane Pendleton — Umatilla — Spokane

Motor Bus Daily	Motor Bus Daily	Mls.	Table No. 83 (Pacific Time)	Motor Bus Daily	Motor Bus Daily
11.15	12.01	0	Lv Portland Ore. Ar	9.00	10.30
5.17	5.05	183	Ar Umatilla Ore. Lv	3.15	4.40
8.30	5.15	183	Lv Umatilla Ore. Ar	5.05	4.20
9.35	6.15	220	Ar Pendleton Ore. Lv	4.05	3.25
5.27	5.35	183	Lv Umatilla Ore. Ar	3.00	4.30
10.15	10.25	375	Ar Spokane Wash. Lv	10.15	12.01

Pendleton — Spokane

Motor Bus Daily	Motor Bus Daily	Motor Bus Daily	Motor Bus Daily	Mls.	Table No. 84 (Pacific Time)	Motor Bus Daily	Motor Bus Daily	Motor Bus Daily	Motor Bus Daily
8.30	2.10	5.00	0	Lv Pendleton " Ar	2.10	11.45	9.00	8.40	
8.55	2.30	5.20	13	Lv Adams " " Ar	1.50	11.25	8.30	8.40	
9.04	2.40	5.30	18	Lv Athena " " Ar	1.40	11.15	8.30	8.40	
9.11	2.45	5.35	22	Lv Weston " " Ar	1.35	11.10	8.25	8.40	
9.29	3.05	5.55	37	Lv Milton " " Ar	1.15	10.50	8.05	8.40	
9.39	3.15	6.00	39	Lv Freewater " " Ar	1.05	10.40	7.55	8.40	
10.02	3.40	6.25	47	Lv Walla Walla Wash. Ar	12.40	10.15	7.30	8.40	
10.31	6.55	9.25	57	Lv Dixie " " Ar	12.11		6.55	8.40	
11.29	7.45	9.25	92	Lv Dayton " " Ar	11.05		5.50	8.40	
12.05	8.15	9.25	101	Lv Dodge Jct. " Ar	10.30		5.15	8.40	
12.13	8.25	9.25	101	Lv Dodge Jct. " Ar	10.20	5.05	5.05	8.40	
1.00	8.47	9.34	114	Lv Pomeroy " " Ar	9.50	4.44	4.44	8.40	
1.22	9.34	9.45	144	Lv Clarkston Wash. Ar	9.10	3.55	3.55	8.40	
1.32	9.45	9.45	146	Lv Lewiston Ida. Ar	9.05	3.50	3.50	8.40	
12.13	8.25	9.05	110	Lv Dodge Jct. Wash. Ar	10.20	5.05	5.05	8.40	
1.00	9.05	9.35	129	Lv Dusty " " Ar	9.40	4.25	4.25	8.40	
1.29	9.35	9.45	146	Lv Colfax " " Ar	9.10	3.55	3.55	8.40	
1.34	9.45	10.50	146	Lv Colfax Wash. Ar	9.00	3.45	3.45	8.40	
2.21	10.30	10.50	174	Lv Rosalia " " Ar	8.15	3.00	3.00	8.40	
2.43	10.50	10.50	189	Lv Spangle " " Ar	7.55	2.40	2.40	8.40	
3.15	11.20	10.50	207	Lv Spokane Wash. Lv	7.30	2.15	2.15	8.40	

Spokane — Grand Coulee Dam

Via Okanogan Valley Bus Lines

10.15	5.15	Lv Spokane	Ar	7.40	12.50
12.25	7.25	Ar Grand Coulee Dam	Lv	5.30	10.10

Fremont — Lincoln

Motor Bus Daily	Motor Bus Daily	Motor Bus Daily	Motor Bus Daily	Mls.	Table No. 85 (Pacific Time)	Motor Bus Daily	Motor Bus Daily	Motor Bus Daily	Motor Bus Daily
7.45	7.30	6.30	10.30	Lv Fremont Neb. Ar	9.15	5.45	7.25	12.40	
8.25	8.00	7.15	11.15	Lv Wahoo " " Ar	8.30	5.00	6.40	12.00	
8.55	8.20	7.35	11.40	Lv Ceresco " " Ar	8.10	4.40	6.20	11.42	
9.25	8.55	8.15	12.15	Ar Lincoln " " Lv	7.30	4.00	5.45	11.10	

Columbus — Lincoln

Motor Bus Daily	Motor Bus Daily	Motor Bus Daily	Motor Bus Daily	Mls.	Table No. 86 (Pacific Time)	Motor Bus Daily	Motor Bus Daily	Motor Bus Daily	Motor Bus Daily
9.20	7.15	8.05	8.05	Lv Columbus Neb. Ar	8.05	2.50	2.50		
9.50	7.45	8.35	8.35	Lv Schuyler " " Ar	7.35	2.20	2.20		
10.20	8.15	8.65	8.65	Lv David City " " Ar	7.05	1.50	1.50		
11.05	9.00	9.50	9.50	Lv Seward " " Ar	6.20	1.10	1.10		
11.50	9.45	10.35	10.35	Ar Lincoln " " Lv	5.35	12.25			

Spokane — Moscow — Lewiston

Motor Bus Daily	Motor Bus Daily	Motor Bus Daily	Motor Bus Daily	Mls.	Table No. 85 (Pacific Time)	Motor Bus Daily	Motor Bus Daily	Motor Bus Daily	Motor Bus Daily
9.00	5.15	12.15	7.15	0	Lv Spokane Wash. Ar	11.55	3.00	6.35	9.15
9.25	5.42	12.43	7.43	18	Lv Spangle " " Ar	11.27	2.33	6.05	8.48
9.35	5.52	12.54	7.54	26	Lv Plaza " " Ar	11.16	2.22	5.54	8.37
9.45	6.02	1.05	8.05	33	Ar Rosalia " " Ar	11.06	2.12	5.44	8.27
9.45	6.02	1.05	8.05	33	Lv Rosalia " " Ar	11.06	2.12	5.44	8.27
10.30	1.50	1.50		61	Ar Colfax " " Ar	1.25	1.25	7.40	7.40
10.40	1.50	1.50		61	Lv Colfax " " Ar	1.17	1.17	7.32	7.32
11.10	2.35	2.35		78	Ar Pullman " " Ar	12.47	12.47	7.02	7.02
6.02	6.21	8.05	33	Lv Rosalia " " Ar	11.06	5.44	5.44		
6.47	6.47	8.47	45	Lv Oakesdale " " Ar	10.47	5.27	5.27		
7.03	7.03	9.04	57	Lv Garfield " " Ar	10.25	5.05	5.05		
7.30	7.30	9.32	66	Lv Palouse " " Ar	10.08	4.48	4.48		
7.30	7.30	9.32	81	Ar Pullman " " Ar	9.40	4.20	4.20		
7.35	7.35	9.37	81	Lv Pullman Wash. Ar	12.30	4.15	6.55		
7.50	7.50	9.54	91	Lv Moscow Ida. Lv	12.15	3.58	6.40		
7.30	7.30	9.37	81	Lv Pullman Wash. Ar	9.37	12.47	7.02		
7.48	7.48	9.54	95	Ar Colton " " Ar	9.10	12.20	6.37		
7.53	7.53	10.00	98	Lv Uniontown " " Ar	9.05	12.05	6.33		
8.30	8.30	11.07	113	Ar Lewiston Ida. Lv	8.30	11.40	6.00		

The Dalles — Bend

Motor Bus Daily	Motor Bus Daily	Mls.	Table No. 86 (Pacific Time)	Motor Bus Daily	Motor Bus Daily
2.50	9.35	0	Lv The Dalles (Bus Depot) Ore. Ar	4.00	11.40
6.15	11.10	69	Lv Maupin " " Ar	10.15	10.15
6.15	11.10	119	Lv Madras " " Ar	12.55	8.55
6.45	1.17	124	Lv Metolius " " Ar	8.40	8.40
7.35	1.30	128	Lv Culver " " Ar	8.33	8.33
8.00	1.43	143	Lv Terrebonne " " Ar	12.18	8.18
8.00	1.55	165	Ar Redmond " " Ar	12.10	8.10
8.00	1.55	165	Ar Bend " " Ar	11.45	7.45

Biggs — Shaniko

Motor Bus Daily	Mls.	Table No. 87 (Pacific Time)	Motor Bus Daily
2.50	0	Lv The Dalles (Bus Depot) Ore. Ar	4.00
3.35	10	Lv Biggs Junction " " Ar	3.20
3.53	9	Lv Wasco " " Ar	3.02
4.05	27	Lv Moro " " Ar	2.50
4.20	38	Lv Grass Valley " " Ar	2.35
4.37	52	Lv Kent " " Ar	2.20
5.00	69	Ar Shaniko " " Lv	2.00

Grand Island — Hastings

Via Yellow Diamond Lines

9.30	6.40	4.40	1.00	8.00	Lv Grand Island Ar	7.50	11.55	3.55	6.20	8.25
9.45	7.00	5.00	1.20	8.25	Lv Doniphan " Ar	7.30	11.25	3.25	5.55	7.55
10.05	7.10	5.10	1.30	8.35	Lv Hanson Corner " Ar	7.15	11.15	3.15	5.45	7.40
10.20	7.25	5.30	1.45	8.50	Ar Hastings Lv	7.00	11.00	3.00	5.30	7.30

Las Vegas — Tonopah

Via Las Vegas-Tonopah-Reno Stage Line

10.00	8.00	Lv Las Vegas Nev. Ar	9.00	7.00
2.35	12.30	Ar Tonopah Nev. Lv	4.40	2.25

Footnotes for Page 42

(M) Via Capitol Stages. (A) Via Interstate Transit Lines. (C) Via Elkhorn Valley Stages.

(P) Via Pacific Trailways (Mt. Hood Stages). (M. T.) Mountain Time. (P. T.) Pacific Time.

Motor Bus operating over public highway. See General Information, page 2, for optional rail-motor bus ticketing arrangement.

UNION PACIFIC TRAINS USE THESE STATIONS

Boise, Idaho: Union Pacific Station. Butte, Montana: Union Station, 820 East Front Street.

Cheyenne, Wyoming: Union Pacific Station, 15th Street at Capitol Avenue. Chicago, Illinois: C. & N. W. Terminal, Canal and Madison Streets.

Denver, Colorado: Union Station, Foot of Seventeenth Street.

Kansas City, Mo: Union Station, Main Street and Union Station Plaza.

Los Angeles, Calif: Los Angeles Union Passenger Terminal, Alameda and Aliso Streets.

Oakland, Calif: Southern Pacific 16th Street Station, Foot of 16th Street. Oakland Pier, Calif: Southern Pacific Terminal.

Ogden, Utah: Union Station, 25th and Wall Streets.

Olympia, Wash: Union Pacific Station, Corner 4th Avenue and Adams Street. Omaha, Nebraska: Union Station, 10th and Marcy Streets.

Pendleton, Oregon: Union Pacific Station, Corner Main and Frazer Sts.

Pocatello, Idaho: Union Pacific Station, Foot of West Bonneville Street.

Portland, Oregon: Union Station, Sixth and Johnson Streets.

Riverside, Calif: Union Pacific Station, 7th and Vine Streets.

San Bernardino, Calif: Union Station, West Third Street.

San Francisco, Calif: Ferry Depot, Foot of Market Street.

Salina, Kansas: Union Station, 400 North 13th Street.

Salt Lake City, Utah: Union Pacific Station, South Temple and Third West Streets.

Seattle, Wash: Union Station, 4th Avenue, South, and Jackson Street.

Spokane, Wash: Union Station, Corner Trent Avenue between Stevens and Washington Streets.

St. Louis, Mo: Union Station, 18th and Market Streets.

Tacoma, Wash: Union Station, 1713 Pacific Avenue.

Topeka, Kansas: Union Pacific Station, Railroad and North Jackson Streets.

Yakima, Wash: Union Pacific Station, West Yakima and South Second Ave.

Connections at Omaha

16	24	28	2	102	104	106	112	14	C. & N. W.														
8.30	3.45	4.30	3.00	2.50	3.10	1.45	8.00	Lv Omaha	Ar	9.30	12.30	12.40	1.30	3.00	2.45	7.30	9.00						
8.45	3.55	4.40	3.10	3.00	3.20	1.55	8.33	Lv Council Bluffs	Ar	9.10	12.14	12.27	1.15	2.48	2.35	7.02	8.45						
10.40					4.41	10.47		Lv Carroll	Ar	6.45			11.45			4.56							
12.34	12.15	6.30	7.15	5.17	5.07	5.40	4.02	1.45	Lv Boone	Ar	5.40	9.44	10.16	11.01	12.35	12.20	3.45	6.25	11.35				
140	950	900	900	900	555	355		Lv Ames	Ar	5.00	9.10	9.55	10.35	R.	R.	3.10	5.55	11.05					
1.26	2.58				6.35	4.49	2.42	Lv Des Moines	Ar		8.00					1.40	330						
3.24	3.35	8.38	7.05	6.55	7.45	5.55	4.00	Lv Marshalltown	Ar	4.10			9.22			2.20	5.15	9.45					
6.15	4.35	10.05	11.05	8.20	8.10	9.00	7.10	5.23	Lv Cedar Rapids	Ar	2.35	7.16	8.18	8.55	10.40	10.25	12.45	3.57	7.30				
10.35	1.00	2.00	10.45	10.45	11.30	9.35	8.15	Ar Chicago	Lv	12.45	5.55	7.08	7.40	9.29	9.14	11.05	2.32	3.55					
											3.30	5.00	5.30	7.15	7.00	8.00	12.01	11.01					

Connections at Denver

Table with columns for train numbers (19, 17, 1, 2, 18, 20, 27-7, 101-10, 141-14, 21-1, 2-22, 13-130, 16-28-1-102, 8-28) and destinations (Denver, Colorado Springs, Pueblo, Canon City, Leadville, Glenwood Sprgs, Grand Junction, Mack, Thompson, Green River, Price, Colton, Provo, Salt Lake City, Ogden).

Connections at Spokane and Butte

Table with columns for train numbers (16, 18, 17, 15, 236-4, 3-235, 16, 18, 15, 17, 2, 1) and destinations (Spokane, Missoula, Butte, Spokane, Bonners Ferry, Kingsgate, Calgary, Spokane, Wash., Idaho, B.C., N.D., Alb., Butte, Bozeman, Livingston, Billings, Miles City, Dickinson, Mandan).

Connections at Los Angeles

Table with columns for train numbers (78, 76, 74, 72, 70, 71, 73, 75, 77, 79) and destinations (Los Angeles, Fullerton, Anaheim, Orange, Santa Ana, Oceanside, Del Mar, San Diego).

Connections at Portland

See Page 23 for service north and south of Portland.

Table with columns for train numbers (21, 22) and destinations (Portland, Astoria, Seaside).

Connections at Seattle

Table with columns for train numbers (356, 360, 362, 355, 357, 361) and destinations (Seattle, Everett, Bellingham, New Westminster, Vancouver).

Connections at Salt Lake City


Table with columns for train numbers (17, 1, 2, 18) and destinations (Salt Lake City, Sacramento, Stockton, San Francisco).

Do You Know About Our Prepaid Ticket Order Plan?


- We have a plan whereby you may purchase, at your railroad station, an order for railroad service, to be used by a member of your family, or any other person you may designate, at some distant station.
This service offers a particularly safe and convenient way of providing tickets and other railroad service to students returning home at holiday and vacation time.
These prepaid orders may include railroad tickets, sleeping and parlor car tickets, and cash for meals and other incidentals.

UNION PACIFIC RAILROAD


SLEEPING CAR ACCOMMODATIONS OFFERED ON UNION PACIFIC TRAINS




Drawing Room—Day Use




Drawing Room—Night Use




Roomette—Day Use




Compartment—Day Use




Compartment—Night Use




Roomette—Night Use




Connecting Double Bedrooms Day Use



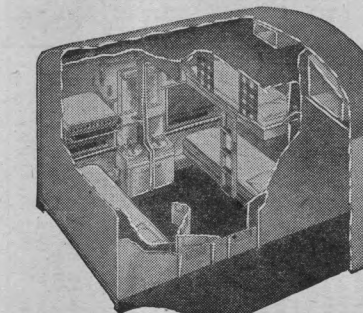
Connecting Double Bedrooms Night Use




Section—Night Use



Connecting Double Bedrooms Day Use



Connecting Double Bedrooms Night Use



Section—Day Use

Footnotes for Pages 43 and 44
All trains daily except when otherwise indicated.
Mondays, Wednesdays and Fridays only.
Tuesdays, Thursdays, and Saturdays only.
Stops on signal.
Daily
Daily except Sunday.
Sunday only.
Bus Connection.
Conditional stop; consult agent.
C. & N. W. R. R. to and from Rochester.
Connecting service between Rio Grande Trailways.
Arrives and departs from C. St. P. M. & O. Webster St. Station, Omaha.
Operates Tri-weekly, leaving Terminals Sun-Wed-Fri, arriving Terminals Mon-Thurs-Sat.
Time from 12.01 midnight to 12.00 noon shown in light face type.
Effective Jan. 15, 1952, passenger service will be discontinued.
Time from 12.01 noon to 12.00 midnight shown in heavy face type.

ROUND TRIP RAIL FARES — SIX MONTHS LIMIT

(Transportation Tax not included.)

These fares are compiled from current Tariffs as of Dec. 2, 1951 for information only. Not to be used for selling purposes. Subject to change without notice.

FROM	TO		Los Angeles, San Diego, Calif.		San Francisco, Calif.		Portland, Ore.; Tacoma, Seattle, Wash.		Spokane, Walla Walla, Wn.; Lewiston, Ida.		Salt Lake City, Utah		Cedar City, Utah		West Yellowstone Mont.; Victor, Ida.		Sun Valley, Ida. Ketchum, Ida.		Denver, Colo.	
	CLASS		FIRST	COACH	FIRST	COACH	FIRST	COACH	FIRST	COACH	FIRST	COACH	FIRST	COACH	FIRST	COACH	FIRST	COACH	FIRST	COACH
Aberdeen, S. D.	114.25	84.10	114.25	84.10	93.46	68.13	81.75	61.60	81.85	63.15	93.95	72.50	77.80	60.05	88.80	66.35	51.70	39.95		
Akron, Ohio	157.60	112.45	157.60	112.45	146.15	104.30	128.20	95.70	118.25	89.50					128.20	95.70	91.55	68.90		
Albany, N. Y.	196.75	137.40	196.75	137.40	185.30	129.25	167.35	120.65	157.40	114.45					167.35	120.65	130.70	93.85		
Ann Arbor, Mich.	148.80	106.80	148.80	106.80	137.35	98.65	119.40	90.05	109.45	83.85					119.40	90.05	82.75	63.25		
Atlanta, Ga. (via Chicago)	143.90	108.75	151.10	108.85	149.45	108.15	137.30	99.45	119.60	91.70					136.40	99.45	90.35	69.20		
Atlanta, Ga. (via St. Louis)	143.30	108.75	151.10	108.85	149.45	108.15	137.30	99.45	119.60	91.70					136.40	99.45	90.35	69.20		
Baltimore, Md.	183.05	134.20	190.85	134.20	180.55	126.05	162.60	117.45	152.65	111.25					162.60	117.45	125.95	90.65		
Binghamton, N. Y.	189.05	132.20	189.05	132.20	177.60	124.05	159.65	115.45	149.70	109.25					159.65	115.45	123.00	88.65		
Birmingham, Ala. (via Chicago)	139.55	100.55	139.55	100.55	137.90	99.90	125.75	91.20	108.05	83.45					124.85	91.20	79.85	61.70		
Birmingham, Ala. (via St. Louis)	131.75	100.50	139.55	100.55	137.90	99.90	125.75	91.20	108.05	83.45					124.85	91.20	79.85	61.70		
Boston, Mass.	214.91	151.08	214.91	151.08	203.46	142.93	185.51	134.33	175.56	128.13					185.51	134.33	148.86	107.53		
Buffalo, N. Y. (via Standard)	171.50	120.45	171.50	120.45	160.05	112.30	142.10	103.70	132.15	97.50					142.10	103.70	106.45	76.90		
Buffalo, N. Y. (via Differential)	168.65	117.90	168.65	117.90	157.20	109.75	139.25	101.15	129.30	94.95					139.25	101.15	102.60	74.35		
Canton, Ohio	158.85	113.10	158.85	113.10	147.40	104.95	129.45	96.35	119.50	90.15					129.45	96.35	92.80	69.55		
Cedar Rapids, Ia.	117.90	85.95	117.90	85.95	105.35	76.55	93.10	67.95	73.85	57.00	88.60	68.40	72.45	55.95	88.15	67.95	47.20	36.45		
Charleston, W. Va.	158.16	117.01	162.26	117.01	151.71	109.26	139.46	100.56	124.46	94.66					139.46	100.56	99.45	70.00		
Charlotte, N. C. (via Chicago)	161.35	121.60	169.15	121.70	165.65	118.60	153.50	109.90	137.65	103.80					153.50	109.90	104.25	78.65		
Charlotte, N. C. (via St. Louis)	161.35	121.60	169.15	121.70	165.65	118.60	153.50	109.90	137.65	103.80					153.50	109.90	104.25	78.65		
Chattanooga, Tenn. (via Chicago)	143.90	104.95	146.60	104.95	142.85	102.35	130.70	93.65	115.10	87.55					130.40	93.65	83.50	63.85		
Chattanooga, Tenn. (via St. Louis)	138.80	104.95	146.60	104.95	142.85	102.35	130.70	93.65	115.10	87.55					130.40	93.65	83.50	63.85		
Chicago, Ill.	126.45	90.15	126.45	90.15	115.00	82.00	97.05	73.40	87.10	67.20	99.15	76.50	83.00	64.05	97.05	73.40	60.40	46.60		
Cincinnati, Ohio	143.90	106.40	148.00	106.40	137.45	98.65	123.35	89.95	110.20	84.05					123.35	89.95	83.60	63.10		
Cleveland, Ohio (via Standard)	156.60	111.85	156.60	111.85	145.15	103.70	127.20	95.10	117.25	88.90					127.20	95.10	90.55	68.30		
Cleveland, Ohio (via Differential)	154.65	110.00	154.65	110.00	143.20	101.85	125.25	93.25	115.30	87.05					125.25	93.25	88.60	66.45		
Clinton, Ia.	122.70	89.25	122.70	89.25	109.70	79.70	94.75	71.00	78.60	60.70	92.75	71.55	76.60	59.10	92.85	71.00	51.90	40.10		
Columbus, Ohio	154.12	110.40	154.40	110.40	142.95	102.25	125.00	93.65	115.07	87.45					125.00	93.65	88.35	66.85		
Columbia, S. C. (via Chicago)	157.30	120.55	167.65	120.60	166.80	119.60	154.90	110.90	137.30	104.35					154.10	110.90	105.50	79.55		
Columbia, S. C. (via St. Louis)	157.30	120.55	167.65	120.60	166.80	119.60	154.90	110.90	137.30	104.35					154.10	110.90	105.50	79.55		
Dallas, Texas (via Kansas City)	110.25	79.35	110.25	79.35	114.80	81.85	108.65	81.00	76.15	58.75	92.25	71.15	93.20	72.05	94.30	72.80	48.60	37.55		
Dallas, Texas (via Denver)	89.75	68.75	106.05	75.60	114.80	81.85	108.65	81.00	76.15	58.75	91.25	70.25	93.20	72.05	94.30	72.80				
Davenport, Ia.	120.20	87.75	120.20	87.75	109.70	79.70	96.50	71.00	77.00	59.40	93.00	71.75	76.85	59.30	91.25	70.50	50.30	38.85		
Dayton, Ohio	147.66	107.85	150.35	107.85	138.90	99.70	120.95	91.10	111.00	84.90					120.95	91.10	84.30	63.75		
Decatur, Ill. (via Chicago)	126.45	90.15	126.45	90.15	115.00	82.00	97.05	73.40	87.10	67.20	103.40	79.80	87.25	67.35	97.05	73.40	70.30	54.25		
Decatur, Ill. (via St. Louis)	126.45	90.15	126.45	90.15	115.00	82.00	97.05	73.40	87.10	67.20	99.15	76.50	85.80	66.25	97.05	73.40	60.25	46.60		
Denver, Colo.	80.65	60.60	80.65	60.60	77.20	55.15	71.60	51.15	34.45	26.55	50.50	39.00	47.70	36.45	48.80	37.70				
Des Moines, Ia.	111.65	81.60	111.65	81.60	102.30	73.90	90.15	65.30	66.80	51.55	82.95	63.95	69.35	53.60	81.05	62.60	40.10	30.95		
Detroit, Mich.	151.90	108.80	151.90	108.80	140.45	100.65	122.50	92.05	112.55	85.85					122.50	92.05	85.85	63.25		
Duluth, Minn.	123.40	90.15	123.40	90.15	103.65	75.10	94.35	69.05	87.35	67.45	102.75	79.30	74.05	57.18	98.20	72.80	60.50	46.75		
Erie, Pa.	164.50	116.40	164.50	116.40	153.05	108.25	135.10	99.65	125.15	93.45					135.10	99.65	98.45	72.85		
Evansville, Ind. (via Chicago)	131.75	94.40	131.75	94.40	121.20	86.65	108.95	77.95	95.00	74.15	109.00	83.65	95.90	74.30	108.95	77.95	66.30	50.90		
Evansville, Ind. (via St. Louis)	131.75	94.40	131.75	94.40	121.20	86.65	108.95	77.95	92.00	71.20	109.00	83.65	95.90	74.30	106.30	77.95	63.30	49.05		
Flint, Mich.	149.35	107.35	149.35	107.35	137.90	99.20	119.95	90.60	110.10	84.40					119.95	90.60	83.30	63.80		
Fort Wayne, Ind.	139.81	100.27	139.81	100.27	128.36	92.12	110.41	83.52	100.46	77.32					110.41	83.52	73.76	56.72		
Grand Rapids, Mich.	143.13	102.61	143.13	102.61	131.68	94.46	113.73	85.86	103.78	79.66					113.73	85.86	77.08	59.06		
Greensboro, N. C.	166.35	125.00	174.05	125.00	168.90	120.15	156.75	111.45	141.15	105.55					156.45	111.45	107.20	80.75		
Harrisburg, Pa.	183.05	131.20	187.65	131.20	176.20	123.05	158.25	114.45	148.30	108.25					158.25	114.45	121.60	87.65		
Hartford, Conn.	206.07	144.34	206.07	144.34	194.62	136.19	176.67	127.69	166.72	121.39					176.67	127.69	140.02	100.79		
Houston, Texas (via Kansas City)	110.25	79.35	110.25	79.35	120.30	85.75	120.30	85.75	88.50	68.30	104.60	80.70	105.55	81.55	106.65	82.35	60.95	47.10		
Houston, Texas (via Denver)	100.20	74.10	106.05	75.60	120.30	85.75	120.30	85.75	88.50	68.30	101.70	75.60	105.55	81.55	106.65	82.35				
Indianapolis, Ind.	142.00	102.40	142.00	102.40	131.45	94.46	113.73	85.86	103.78	79.66					113.73	85.86	75.50	57.90		
Jackson, Miss. (via Chicago)	130.35	94.25	130.35	94.25	132.75	94.65	124.05	89.30	117.60	89.30					124.05	89.30	90.90	70.25		
Jackson, Miss. (via St. Louis)	119.65	89.35	124.75	89.35	132.75	94.65	124.05	89.30	100.05	77.65					118.20	89.30	72.50	56.40		
Jacksonville, Fla.	157.20	118.70	165.00	118.75	168.40	121.65	156.25	112.95	138.30	105.20					155.10	112.95	107.10	81.30		
Kansas City, Mo.	103.35	75																		

TO	CLASS	Los Angeles, Calif.		San Francisco, Calif.		Portland, Ore.; Tacoma, Seattle, Wash.		Spokane, Walla Walla, Wn.; Lewiston, Ida.		Salt Lake City, Utah		Cedar City, Utah		West Yellowstone Mont.; Victor, Ida.		Sun Valley, Ida. Ketchum, Ida.		Denver, Colo.	
		FIRST	COACH	FIRST	COACH	FIRST	COACH	FIRST	COACH	FIRST	COACH	FIRST	COACH	FIRST	COACH	FIRST	COACH	FIRST	COACH
Marshalltown, Iowa.....		113.85	83.35	113.85	83.35	102.30	73.90	90.15	65.30	70.00	54.00	85.50	66.05	69.35	53.60	84.25	65.00	43.30	33.40
Memphis, Tenn. (via Chicago).....		130.35	94.25	130.35	94.25	123.90	88.40	111.70	79.70	105.25	79.70	121.40	91.40	99.45	76.80	111.70	79.70	78.55	60.65
Memphis, Tenn. (via St. Louis).....		119.65	89.35	124.75	89.35	123.90	88.40	111.70	79.70	93.25	71.95	109.35	84.40	99.45	76.80	110.05	79.70	65.05	50.20
Miami, Fla.....		179.95	135.10	187.95	135.15	191.90	138.10	179.70	129.40	161.25	121.65					178.05	129.40	128.60	96.70
Milwaukee, Wisc.....		126.45	90.15	126.45	90.15	115.00	82.00	97.05	73.40	90.35	69.75	99.15	76.50	83.00	64.05	97.05	73.40	61.50	47.50
Minneapolis, Minn.....		123.40	90.15	123.40	90.15	99.38	71.35	90.15	65.30	78.60	60.70	94.00	72.55	68.56	52.90	89.45	65.30	51.90	40.05
Montgomery, Ala. (via Chicago).....		139.55	100.55	139.55	100.55	143.50	103.50	131.30	94.80	112.85	87.05					129.65	94.80	84.65	65.30
Montgomery, Ala. (via St. Louis).....		131.75	100.50	139.55	100.55	143.50	103.50	131.30	94.80	112.85	87.05					129.65	94.80	84.65	65.30
Montreal, Quebec.....		190.75	142.50	190.75	142.50	171.50	127.65	161.35	124.90	152.15	120.30					161.35	124.90	125.33	96.80
Nashville, Tenn. (via Chicago).....		139.55	100.55	139.55	100.55	132.70	95.30	119.65	86.60	105.45	80.70					119.65	86.60	73.80	56.95
Nashville, Tenn. (via St. Louis).....		131.75	100.50	139.55	100.55	132.70	95.30	119.65	86.60	105.45	80.70					119.65	86.60	73.80	56.95
New Haven, Conn.....		206.07	144.34	206.07	144.34	194.62	136.19	176.67	127.59	166.72	121.39					176.67	127.59	140.02	100.79
New Orleans, La. (via Chicago).....		130.35	94.25	130.35	94.25	139.65	99.50	127.45	90.90	124.55	90.90	129.60	95.00	118.95	90.15	127.45	90.90	97.25	75.70
New Orleans, La. (via St. Louis).....		120.10	89.35	124.75	89.35	139.65	99.50	127.45	90.90	105.35	80.05	115.80	86.30	118.95	90.15	123.50	90.90	77.80	60.55
New York, N. Y. (via Standard).....		199.73	142.40	204.15	142.40	192.70	134.25	174.75	125.65	164.80	119.45					174.75	125.65	138.10	98.85
New York, N. Y. (via Differential).....		194.98	138.15	200.35	139.00	188.90	130.85	170.95	122.25	161.00	116.05					170.95	122.25	134.30	95.45
Newark, N. J.....		198.93	141.80	203.40	141.80	191.95	133.65	174.00	125.05	164.05	118.85					174.00	125.05	137.35	98.25
Norfolk, Va.....		184.15	137.75	191.85	137.75	186.70	130.95	169.75	122.35	158.95	116.15					169.75	122.35	130.40	93.70
Oklahoma City, Okla. (via Kan. City).....		110.25	79.35	110.25	79.35	107.85	77.90	95.60	69.30	76.15	58.75	92.20	71.20	82.25	63.50	94.30	69.30	47.30	36.55
Oklahoma City, Okla. (via Denver).....		94.15	70.05	103.35	75.15	107.85	77.90	95.60	69.30	69.90	53.95	85.95	66.35	81.90	63.25	88.05	68.00		
Omaha, Nebr.....		103.35	75.65	103.35	75.65	96.45	68.80	84.20	60.15	60.20	46.45	76.35	58.85	62.30	48.10	72.35	55.85	31.35	24.20
Oshkosh, Wisc. (via Chicago).....		126.45	90.15	126.45	90.15	115.00	82.00	97.05	73.40	93.85	72.45	99.95	77.10	83.80	64.65	97.05	73.40	65.00	50.20
Peoria, Ill.....		123.90	89.20	123.90	89.20	113.70	81.15	97.05	72.40	80.90	62.45	97.05	74.80	82.30	63.50	95.20	72.40	54.20	41.85
Philadelphia, Pa.....		191.63	137.25	196.45	137.25	185.00	129.10	167.05	120.60	157.10	114.30					167.05	120.60	130.40	93.70
Pittsburgh, Pa.....		166.95	117.65	166.95	117.65	155.50	109.50	137.55	100.90	127.60	94.70					137.55	100.90	100.90	74.10
Portland, Me.....		225.13	158.68	225.13	158.68	213.68	150.53	195.73	141.93	185.78	135.73					195.73	141.93	159.08	114.37
Richmond, Va.....		179.45	134.20	187.45	134.20	181.95	128.50	169.20	119.80	154.20	113.90					169.20	119.80	119.05	88.45
Rochester, Minn.....		120.50	88.90	120.50	88.90	102.30	73.90	90.15	65.30	75.65	58.40	91.80	70.95	75.65	58.50	89.45	65.30	48.95	37.80
Rochester, N. Y.....		177.20	124.30	177.20	124.30	165.75	116.15	147.80	107.55	137.85	101.35					147.80	107.55	111.15	80.75
Rockford, Ill. (via Omaha).....		126.45	90.15	126.45	90.15	112.05	81.55	94.85	72.80	85.00	65.60	95.70	73.85	79.55	61.40	94.85	72.80	56.15	43.35
Rockford, Ill. (via Chicago).....		126.45	90.15	126.45	90.15	115.00	82.00	97.05	73.40	93.85	72.45	99.15	76.50	83.00	64.05	97.05	73.40	60.40	46.65
Rutland, Vt.....		205.10	143.77	205.10	143.77	193.65	135.62	175.70	127.02	165.75	120.82					175.70	127.02	139.05	99.63
St. Joseph, Mo. (Direct or via Omaha).....		103.35	75.65	103.35	75.65	96.45	68.80	84.20	60.15	64.25	49.60	80.40	62.00	68.20	52.65	78.55	60.15	35.80	27.65
St. Joseph, Mo. (via Kansas City).....		103.35	75.65	103.35	75.65	96.45	68.80	84.20	60.15	67.25	51.95	83.40	64.35	71.20	54.95	81.50	60.15	36.90	28.50
St. Louis, Mo.....		119.65	85.55	119.65	85.55	109.10	77.80	96.85	69.10	81.85	63.20	98.00	75.60	85.80	66.25	96.10	69.10	53.15	41.05
St. Paul, Minn.....		123.40	90.15	123.40	90.15	99.38	71.35	90.15	65.30	78.60	60.70	94.00	72.55	68.88	53.15	89.45	65.30	51.75	40.00
Saginaw, Mich.....		151.23	108.69	151.23	108.69	139.78	100.54	121.83	91.94	111.88	85.74					121.83	91.94	85.18	65.14
San Antonio, Texas (via Kan. City).....		110.25	79.35	110.25	79.35	120.30	85.75	120.30	85.75	90.50	69.85	106.60	80.85	107.55	83.15	108.65	83.90	62.95	48.65
San Antonio, Texas (via Denver).....		87.90	68.75	106.05	75.60	120.30	85.75	120.30	85.75	87.90	68.75	89.40	70.25	107.55	83.15	108.65	83.90		
Savannah, Ga. (via Chicago).....		157.20	118.70	163.05	117.30	167.00	120.25	154.80	111.55	136.35	103.80					153.15	111.55	106.00	80.55
Savannah, Ga. (via St. Louis).....		155.25	117.25	163.05	117.30	167.00	120.25	154.80	111.55	136.35	103.80					153.15	111.55	106.00	80.55
Scranton, Pa.....		191.63	135.65	194.15	135.65	182.70	127.50	164.75	118.90	154.80	112.70					164.75	118.90	128.10	92.10
Sioux City, Iowa.....		109.05	80.05	109.05	80.05	96.45	68.80	84.20	60.15	66.35	51.25	78.45	60.55	62.30	48.10	78.50	60.15	36.20	27.95
Sioux Falls, S. D.....		114.25	84.10	114.25	84.10	96.45	68.80	84.20	60.15	69.40	53.60	83.65	64.60	67.50	52.15	83.65	60.15	41.40	32.00
South Bend, Ind.....		134.23	96.07	134.23	96.07	122.78	87.92	104.83	79.32	94.88	73.12					104.83	79.32	68.18	52.52
Springfield, Ill. (via Chicago).....		126.45	90.15	126.45	90.15	115.00	82.00	97.05	73.40	95.10	72.65	103.40	79.80	87.25	67.35	97.05	73.40	68.40	52.70
Springfield, Ill. (via St. Louis).....		125.90	90.15	125.90	90.15	113.45	81.15	97.05	72.40	85.35	66.15	99.15	76.50	85.80	66.25	97.05	72.40	56.65	44.00
Springfield, Mass.....		206.07	144.34	206.07	144.34	194.62	136.19	176.67	127.59	166.72	121.39					176.67	127.59	140.02	100.79
Springfield, Mo. (via Kansas City).....		105.65	79.35	110.25	79.35	107.95	77.80	95.75	69.10	79.00	61.00	95.10	73.40	82.65	63.85	93.25	69.10	48.25	37.25
Springfield, Mo. (via Denver).....		105.65	79.35	110.25	79.35	107.95	77.80	95.75	69.10	76.45	59.00	92.60	71.40	82.65	63.85	93.25	69.10		
Syracuse, N. Y.....		184.20	128.90	184.20	128.90	172.75	120.75	154.80	112.15	144.85	105.95					154.80	112.15	118.15	85.35
Tampa, Fla.....		165.05	124.30	172.85	124.35	176.80	127.30	164.60	118.60	146.15	110.85					162.95	118.60	114.95	86.90
Toledo, Ohio.....		147.63	105.95	147.63	105.95	136.18	97.80	118.23	89.20	108.28	83.00					118.23	89.20	81.58	62.40
Toronto, Ont.....		166.80	121.60	166.80	121.60	147.45	106.60	137.40	104.85	128.20	99.40					137.40	104.85	101.38	75.90
Trenton, N. J.....		194.61	139.10	199.30	139.10	187.85	130.95	169.90	122.35	159.95	116.15					169.90	122.35	133.25	

PULLMAN SLEEPING CAR RATES

(Transportation Tax not included)

These fares compiled from current Tariffs as of January 1, 1952 for information only. Not to be used for selling purposes. Subject to change without notice. See Page 49 for Rates for Upper Berths, Drawing Rooms, Compartments, Bedrooms, Roomettes, etc. Based on Applicable Lower Berth.

Chicago	St. Paul Minneapolis	Co. Bluffs Omaha	St. Louis	Kansas City	Denver	BETWEEN	Salt Lake City	Butte	Portland	Seattle Tacoma	Los Angeles	San Francisco
Double Lower Standard Berth	Double Lower Standard Berth	Double Lower Standard Berth	Double Lower Standard Berth	Double Lower Standard Berth	Double Lower Standard Berth	AND	Double Lower Standard Berth	Double Lower Standard Berth	Double Lower Standard Berth	Double Lower Standard Berth	Double Lower Standard Berth	Double Lower Standard Berth
\$17.55	\$*18.80	\$13.80	\$17.55	\$14.50	\$10.65	Boise.....	\$ 5.00	\$ 6.15	\$ 6.15	\$Q 8.00	\$A12.60	\$*13.90
9.95	12.25	13.80	11.55	13.80	19.00	Boston.....	22.60	28.90	28.90	29.60	29.60	29.60
14.80	*16.55	11.55	14.50	12.25	10.25	Butte.....	5.50	8.65	P 8.65	12.80	12.80	12.80
17.85	17.25	14.10	17.55	15.05	10.25	Cedar City.....	4.05	*9.55	*14.00	*15.60	6.90	G*11.60
10.65	9.95	6.55	10.65	8.30	10.65	Cheyenne.....	6.55	8.65	14.50	14.50	14.50	14.50
10.65	5.00	5.00	5.00	5.00	10.65	Chicago.....	14.50	14.80	21.00	21.00	21.00	21.00
D14.50	D*16.55	D11.55	D14.50	D12.25	D 8.30	Denver.....	7.60	10.25	14.80	14.80	15.40	15.40
5.00	5.80	5.00	5.00	5.00	6.55	Idaho Falls.....	5.00	5.00	8.65	R10.25	10.95	11.95
16.60	16.05	12.80	16.60	13.50	9.60	Kansas City.....	12.25	12.25	18.10	18.10	18.10	18.10
18.45	18.10	15.40	18.45	16.35	11.95	Ketchum (Sun Valley).....	5.00	5.10	7.60	M9.60	12.25	12.25
18.45	*20.40	15.40	*21.05	16.05	13.80	Las Vegas.....	5.50	9.95	*15.45	*17.05	5.00	G* 9.70
21.00	21.00	18.10	20.15	18.10	15.40	Lewiston.....	8.90	12.80	5.00	E13.50	H*13.30	L 4.70
17.55	17.25	14.10	17.55	14.80	10.25	Los Angeles.....	8.90	12.80	L11.95	E13.50	L 4.70	G*11.25
5.00	5.00	5.00	5.80	5.80	9.95	Lund.....	4.05	8.00	*14.00	*15.60	6.55	G*11.25
8.90	12.25	12.80	10.65	12.80	18.10	Minneapolis.....	5.80	5.80	*23.10	*23.10	21.00	21.00
14.50	14.50	11.55	14.50	12.25	7.60	New York.....	21.70	21.95	28.90	28.90	28.90	28.90
5.00	5.00	5.00	5.00	5.00	6.55	Ogden.....	11.55	5.00	9.60	K11.55	8.90	8.90
18.10	*20.40	15.40	17.55	16.05	12.25	Omaha-Council Bluffs.....	7.60	6.90	18.10	18.10	18.10	18.10
8.30	11.55	12.25	9.95	12.25	17.55	Pendleton.....	21.00	21.30	27.95	N 5.50	A15.05	H*13.30
14.50	*16.55	11.55	14.50	12.25	8.00	Philadelphia.....	5.00	5.00	8.30	9.95	10.25	11.95
19.30	19.00	16.05	19.30	17.25	12.80	Pocatello.....	9.95	8.65	5.00	L11.95	L 8.30	L 8.30
21.00	21.00	18.10	20.15	18.10	14.50	Portland.....	6.55	10.65	8.30	F 9.60	L 4.70	L 5.00
14.50	14.50	11.55	14.50	12.25	7.60	Reno.....	8.30	12.25	L 8.00	F 9.60	L 4.70	8.90
21.00	21.00	18.10	20.15	18.10	15.40	Sacramento.....	5.00	5.00	9.95	11.55	8.90	8.90
16.05	16.05	12.25	16.05	12.80	8.90	Salt Lake City.....	8.90	12.80	L 8.30	C 9.95	L 4.70
18.10	*20.40	15.40	17.55	16.05	13.80	San Francisco.....	11.55	P 8.65	5.00	B 8.90	H13.50	H 9.95
5.00	5.80	5.00	5.80	5.80	9.95	Seattle.....	5.00	5.00	7.60	B 8.90	11.55	12.25
16.60	16.05	12.80	16.60	13.50	9.60	Shoshone.....	11.55	*16.55	18.10	18.10	18.10	18.10
21.00	*23.10	18.10	20.15	18.10	14.80	Sioux City.....	9.95	P 5.00	5.00	P 5.00	A15.70	H12.80
14.50	*16.55	11.55	14.50	12.25	9.95	Spokane.....	5.00	5.00	10.25	10.25	11.95	*13.90
18.10	*20.40	15.40	17.55	16.05	13.25	St. Louis.....	*14.50	*14.50	*20.15	*20.15	*20.15	*20.15
8.30	11.55	12.25	8.90	11.55	16.60	St. Paul.....	14.50	*16.55	*23.10	*23.10	21.00	21.00
D14.50	D*16.55	D11.55	D14.50	D12.25	D 9.95	Sun Valley (Ketchum).....	5.00	5.10	7.60	M 9.60	12.25	12.25
						Tacoma.....	11.55	P 8.65	5.00	H12.80	H 9.60	H 9.60
						Victor.....	5.00	5.00	10.25	10.25	11.95	*13.90
						Walla Walla.....	8.30	*11.55	5.00	*10.00	15.70	H*13.30
						Washington.....	21.00	21.30	27.95	27.95	27.30	27.30
						West Yellowstone.....	5.00	5.00	10.25	10.25	11.95	11.95

Lower Standard Berth Rate Between Las Vegas, Nevada and Cedar City, Utah, \$5.00

- (A) Via Salt Lake City and Pocatello. * Made combination of fares.
- (B) From Tacoma, lower standard berth, \$8.65.
- (C) Via Southern Pacific Company and Portland. From Tacoma lower standard berth, \$9.60.
- (D) Also applies via Ogden. Where through car is operated via Salt Lake City charge for side trip Ogden to Salt Lake City and return with privilege of occupying car at Salt Lake City during one-half day's stop-over is \$2.00. When change of cars is necessary and passengers transfer at Salt Lake City instead of Ogden there is no charge for the side trip.
- (E) Via Southern Pacific Company and Portland. From Tacoma, lower standard berth, \$12.80.
- (F) Via Southern Pacific Company and Portland. From Tacoma, lower standard berth, \$8.90.
- (G) Via Los Angeles. (H) Via Southern Pacific Company and Portland.
- (K) From Tacoma, lower standard berth, \$10.95.
- (L) Via Southern Pacific Company.
- (M) From Tacoma, lower standard berth, \$8.90.
- (N) From Tacoma, lower standard berth, \$5.00.
- (P) Via Direct Lines. (Q) From Tacoma, lower standard berth \$7.60.
- (R) From Tacoma, lower standard berth \$9.95.
- * Berth rates to and from Cheyenne, Denver and west apply via Omaha or via Kansas City.

Double Lower Standard Berth Rate to Los Angeles and Las Vegas from points shown; quoted via Pocatello, Idaho and Salt Lake City, Utah.

BETWEEN		
Ayer, Wash. and Los Angeles.....	\$15.70	
Cheney, Wash. and Los Angeles.....	15.70	
La Grande, Ore. and Los Angeles.....	14.50	
Marengo, Wash. and Los Angeles.....	15.70	
Hinkle, Ore. and Los Angeles.....	15.40	
Walla, Wash. and Los Angeles.....	15.70	
BETWEEN		
Ayer, Wash. and Las Vegas, Nev.....	13.25	
La Grande, Ore. and Las Vegas, Nev.....	11.25	
Pendleton, Ore. and Las Vegas, Nev.....	11.95	
Shoshone, Ida. and Las Vegas, Nev.....	8.30	
Spokane, Wash. and Las Vegas, Nev.....	14.10	
Hinkle, Ore. and Las Vegas, Nev.....	12.25	
Walla, Wash. and Las Vegas, Nev.....	12.60	

Bedroom Rates: Bedrooms are available on most Union Pacific trains, including the Streamliner trains. See equipment pages 8 to 23 inclusive. Double bedrooms have upper and lower berths. Duplex-Single Bedrooms have only one berth. (See table on opposite page). When occupied by one person, only one rail ticket required.

Exclusive Space Occupancy by One Person: One and one-fourth railroad tickets must be purchased for exclusive use of drawing-room; one and one-tenth tickets for compartment. If Streamliner "City of Los Angeles" or "City of San Francisco" is used, one and one-tenth first class special service charge tickets are required for exclusive occupancy of a compartment, and one and one-fourth first class special service charge tickets for exclusive occupancy of a drawing-room. These tickets are in addition to the regular rail and Pullman tickets. Exception: Only one rail ticket is required for use of a compartment between Chicago, Ill., and Butte, Mont., or Pendleton, Ore., and points north and west thereof (also West Yellowstone, Mont., and Victor, Idaho).

Table of Rates for Various Accommodations in Standard Pullman Sleeping Cars Effective January 1, 1952

(Charges shown do not include federal tax)

Where Lower Berth Rate is	Upper Berth Rate is	Roomette for one Person is	Duplex Single Room for one Person is	Bed Room for one Person is	Bed Room for two Persons is	BedR'm Suite for two or more Persons is	Com-partm't for one Person is	Com-partm't for two Persons is	Drawing Room for one Person is	Drawing Room for two Persons is
\$ 4.05	\$ 3.00	\$ 5.60	\$ 6.35	\$ 7.65	\$ 8.85	\$15.30	\$ 9.10	\$11.05	\$12.10	\$15.30
4.35	3.35	6.10	7.00	8.30	9.60	16.60	9.85	11.80	13.10	16.60
4.70	3.55	6.60	7.60	8.95	10.35	17.90	10.65	13.30	14.15	17.90
5.00	3.80	7.00	8.00	9.50	11.05	19.00	11.30	14.45	15.05	19.00
5.10	3.90	7.15	8.15	9.70	11.25	19.40	11.50	14.80	15.35	19.40
5.50	4.15	7.65	8.70	10.45	12.15	20.90	12.40	15.45	16.55	20.90
5.80	4.45	8.20	9.25	11.05	12.75	22.10	13.05	16.25	17.40	22.10
6.15	4.70	8.65	9.90	11.65	13.50	23.30	13.85	17.70	18.45	23.30
6.55	4.95	9.15	10.45	12.50	14.45	25.00	14.80	18.40	19.65	25.00
6.90	5.30	9.65	11.05	13.10	15.20	26.20	15.55	19.85	20.70	26.20
7.20	5.50	10.10	11.55	13.70	15.80	27.40	16.15	20.55	21.55	27.40
7.60	5.75	10.60	12.10	14.45	16.70	28.90	17.10	21.15	22.75	28.90
8.00	6.05	11.10	12.65	15.20	17.60	30.40	18.00	22.55	24.00	30.40
8.30	6.25	11.55	13.25	15.75	18.25	31.50	18.65	23.25	24.85	31.50
8.65	6.55	12.00	13.80	16.40	19.00	32.80	19.45	24.60	25.90	32.80
8.90	6.80	12.50	14.30	16.95	19.60	33.90	20.05	25.20	26.75	33.90
9.30	7.00	12.95	14.70	17.70	20.45	35.40	21.00	25.90	27.95	35.40
9.60	7.30	13.50	15.35	18.25	21.10	36.50	21.60	27.25	28.80	36.50
9.95	7.55	13.90	15.85	18.90	21.90	37.80	22.35	27.85	29.85	37.80
10.25	7.80	14.40	16.45	19.45	22.55	38.90	23.05	29.20	30.70	38.90
10.65	8.05	14.90	16.95	20.25	23.40	40.50	23.90	29.95	31.90	40.50
10.95	8.30	15.35	17.50	20.75	24.05	41.50	24.60	30.55	32.80	41.50
11.25	8.55	15.75	18.05	21.40	24.80	42.80	25.35	31.90	33.80	42.80
11.55	8.80	16.25	18.50	21.95	25.40	43.90	26.00	32.55	34.65	43.90
11.95	9.10	16.70	19.10	22.70	26.35	45.40	26.90	33.85	35.90	45.40
12.25	9.30	17.10	19.55	23.30	26.95	46.60	27.55	34.45	36.75	46.60
12.60	9.55	17.60	20.05	23.90	27.70	47.80	28.35	35.10	37.80	47.80
12.80	9.85	18.00	20.60	24.40	28.25	48.80	28.85	36.40	38.45	48.80
13.25	10.00	18.45	21.10	25.15	29.10	50.30	29.80	36.95	39.70	50.30
13.50	10.30	18.90	21.55	25.70	29.75	51.40	30.40	38.30	40.55	51.40
13.80	10.50	19.30	22.10	26.20	30.35	52.40	31.05	38.85	41.40	52.40
14.10	10.75	19.70	22.55	26.80	31.00	53.60	31.70	39.45	42.25	53.60
14.50	11.00	20.25	23.10	27.55	31.85	55.10	32.60	40.75	43.45	55.10
14.80	11.20	20.65	23.60	28.05	32.50	56.10	33.25	41.40	44.35	56.10
15.05	11.50	21.10	24.15	28.65	33.10	57.30	33.95	42.70	45.20	57.30
15.40	11.75	21.55	24.55	29.25	33.95	58.50	34.65	43.30	46.25	58.50
15.70	11.90	21.95	25.05	29.85	34.55	59.70	35.30	43.95	47.10	59.70
16.05	12.20	22.								

TRAFFIC REPRESENTATIVES . . . UNION PACIFIC RAILROAD

Here, for your convenience, is a list of Union Pacific office addresses, telephone numbers, and names of the men and women at each. If you want advice in connection with your travel plans, call the nearest

office. Someone there will gladly give you the information. These offices are at your service—for reservations, for convenient side trips, for help in changing trains or making connections.

ABERDEEN, WASH.—3 Union Passenger Station, K and River Sts.—Phone 1045
 C. H. JACKA..... General Agent
 ALHAMBRA, CALIF.—City Tkt. Office, 51 S. Garfield Ave.—Phone ATlanric 18763
 A. L. GETMAN..... (or Phone Cumberland 32624)..... Ticket Agent
 ASTORIA, ORE.—438 Commercial St.—Phone 304
 FLOYD C. FOSTER..... Traveling Freight and Passenger Agent
 ATLANTA 3, Ga.—1432 Healey Building Phone Lamar 6261
 J. S. SMITH..... General Agent
 J. R. TURNER..... (Tampa)..... Traveling Freight and Passenger Agent
 J. D. GLOVER..... Traveling Freight and Passenger Agent
 BEND, ORE.—1054 Bond St.—Phone 63
 H. D. ATHON..... General Agent
 BEVERLY HILLS, CALIF.—9571 Wilshire Blvd.—Phone CRestrite 1-7167
 FREDERICK YATES..... (or Phone Bradshaw 2-1633)..... City Passenger Agent
 E. J. MURPHY..... City Ticket Agent
 BIRMINGHAM 3, ALA.—701 Brown-Marx Building—Phone 7-1837
 J. E. PILON..... District Freight and Passenger Agent
 BOISE, IDAHO—City Ticket Office, Idaho Bldg., 212 No. 8th St.—Phone 414
 KAY L. JOHNSON..... General Agent
 W. J. HYNES..... Special Representative
 R. C. COLE..... City Passenger and Ticket Agent
 D. F. ALVORD..... Traveling Passenger Agent
 F. MEYER..... Traveling Freight and Passenger Agent
 BOSTON 3, MASS.—208 Old South Bldg., 294 Washington St.—Phone
 M. W. COONERTY..... General Agent
 F. G. JUST..... (Hubbard 2-6380)..... City Passenger Agent
 HARRY A. HANSEN..... Traveling Freight and Passenger Agent
 W. H. BEST..... Traveling Freight and Passenger Agent
 BREMERTON, WASH.—Consolidated Ticket Office, 228 First St.—Phone 722
 S. S. HARVEY..... Ticket Agent
 BUTTE, MONT.—609 Metals Bank Bldg., 8 West Park Street—Phone 22389
 J. D. FORD..... General Agent
 W. H. WATSON..... City Freight and Passenger Agent
 J. D. HAGUE..... Traveling Freight and Passenger Agent
 Consolidated Ticket Office—2 North Main Street—Phone 2275
 D. E. WILDER..... Ticket Agent
 CHEYENNE, WYO.—City Ticket Office, 120 W. 16th St.—Phone 4421
 C. E. ASTLER..... Special Representative
 W. W. JOHNS..... General Agent
 H. A. ENGLESON..... Traveling Passenger Agent
 W. A. BROWN..... City Passenger and Ticket Agent
 CHICAGO 3, ILL.—11 South LaSalle Street at Madison—Phone
 H. C. YERGER..... Traffic Manager
 M. R. BRYAN..... (Randolph 6-0141)..... General Freight Agent
 C. E. SHANAHAN..... General Agent, Freight Department
 T. L. VOGEL..... Foreign Freight Traffic Manager
 CHICAGO 3, ILL.—City Ticket Office, One So. LaSalle Street—Phone
 J. C. POLLOCK..... General Passenger Agent
 C. H. MERTENS..... (Randolph 6-0141)..... District Passenger Agent
 P. B. KELCH..... City Ticket Agent
 J. M. FORSHA..... City Passenger Agent
 J. J. FORAL..... City Passenger Agent
 T. E. WING..... Passenger Agent
 J. E. FORD..... Passenger Representative
 H. G. WELLS..... Passenger Representative
 T. E. TANN..... Traveling Passenger Agent
 J. J. CUMMINS..... Traveling Passenger Agent
 MARION A. MCKINNEY..... Women's Travel Department
 CINCINNATI 2, OHIO—303 Dixie Term. Bldg., 4th & Walnut Sts.—Phone Matr 0144
 F. B. SWOPE..... General Agent
 J. J. MCCARTHY..... District Passenger Agent
 J. M. WIEDEMER..... City Passenger Agent
 ELMER YOUNG..... Traveling Passenger Agent
 M. T. KAUFMAN..... Traveling Passenger Agent
 CLEVELAND 13, OHIO—1407 Terminal Tower, 50 Public Square—Phone
 G. A. BROWN..... General Agent
 F. L. FRIDMAN..... (Matn 1-3070)..... City Passenger Agent
 ALFRED J. WHITE..... Traveling Passenger Agent
 EDWIN H. ALLEN..... (Buffalo)..... Traveling Freight and Passenger Agent
 J. R. FRISK..... Traveling Freight and Passenger Agent
 COUNCIL BLUFFS, IA.—Union Pacific Transfer Depot—Phone 6134
 W. M. CALHOUN..... Freight and Passenger Agent
 DALLAS 1, TEXAS—2108 Mercantile Bank Bldg.—Phone Riverside 1773
 C. M. BROWN..... General Agent
 M. A. ARD..... Traveling Freight and Passenger Agent
 L. L. CRAWFORD..... Traveling Freight and Passenger Agent
 DENVER 2, COLO.—City Ticket Office, 535 17th Street—Phone Keystone 4111
 P. F. ECHELE..... Traffic Manager
 M. A. LIGHT..... General Freight Agent
 K. N. MIDDLEKAUFF..... General Agent, Passenger Department
 J. L. BOSTICK..... City Ticket Agent
 E. R. A. SIMPERS..... City Passenger Agent
 ALVA L. SMITH..... City Passenger Agent
 A. M. MCGLOSSON..... City Passenger Agent
 O. B. STAPLETON..... Traveling Passenger Agent
 F. B. VAN SAUN..... Depot Passenger Agent
 Mrs. LU GRAY BROWN..... Women's Travel Department
 DES MOINES 9, IOWA—407 Equitable Bldg., 6th & Locust Sts.—Phone 3-0583
 EUGENE R. FIELD..... General Agent
 W. W. MCKEE..... Traveling Freight and Passenger Agent
 C. W. JACKSON..... Traveling Passenger Agent
 DETROIT 26, MICH.—612 Book Bldg., 1249 Washington Blvd.—Phone
 C. J. STEGEMAN..... Traffic Manager
 E. F. SWANSON..... (Woodward 1-7794)..... District Passenger Agent
 W. J. WRIGHT..... Passenger Agent
 F. J. BIGGS..... (Grand Rapids)..... Traveling Freight and Passenger Agent
 F. O. KANSORKA..... (Toledo)..... Traveling Freight and Passenger Agent
 A. J. BRAMAN..... Traveling Passenger Agent
 EAST LOS ANGELES, CALIF.—5454 Ferguson Drive—Phone Angelus 6519
 J. J. WALKER..... Ticket Agent

EUGENE, ORE.—201 Ardel Offices, 33 East 10th Ave. Phone 5-8461
 A. B. TAYLOR..... General Agent
 R. D. FOMBY..... Traveling Freight and Passenger Agent
 FRESNO 1, CALIF.—207 Rowell Bldg., Tulare St. & Van Ness Ave.—Phone 4-6871
 H. G. PELLETIER..... General Agent
 W. H. MCPHERSON..... (Bakersfield)..... Traveling Freight and Passenger Agent
 CARL BIANCHINI..... Traveling Freight and Passenger Agent
 GERING, NEBR.—Union Pacific Station—Phone 35
 F. M. PURNELL..... General Agent
 GLENDALE 3, CALIF.—City Ticket Office, 404 1/2 North Brand Boulevard—Phone
 W. A. SHOOK..... (Phone Citrus 1-2174 or Chapman 5-1370)..... General Agent
 HOLLYWOOD 28, CALIF.—City Ticket Office, 6702 Hollywood Blvd.—Phone
 V. J. SCHMITTROTH..... Gen'l Agt., Passenger Department
 W. L. DUNCAN..... (Hillside 0221)..... City Ticket Agent
 LEO P. DRAKE..... City Passenger Agent
 H. C. FARMER..... City Passenger Agent
 HUNTINGTON PARK, CALIF.—City Ticket Office, 7002 Pacific Blvd.—Phone
 R. H. LUND..... (Phone Kimball 9281)..... Passenger Agent
 KANSAS CITY 6, MO.—200 Waldheim Bldg., 6 East Eleventh St.—Phone Victor 6630
 D. R. ALEXANDER..... General Freight and Passenger Agent
 J. F. TURRENTINE..... General Agent, Freight Department
 City Ticket Office—2 East Eleventh Street—Phone Victor 6630
 E. E. SWANSON..... General Agent, Passenger Department
 W. F. ROBINSON..... City Ticket Agent
 HARRY M. BACK..... City Passenger Agent
 T. F. HERMON..... City Passenger Agent
 G. B. CRIPPEN..... Depot Passenger Agent
 E. SMITH..... Traveling Passenger Agent
 W. G. SMITH..... Traveling Passenger Agent
 LAS VEGAS, NEV.—Union Pacific Station—Phone 1120
 W. R. NEUSTROM..... Ticket Agent
 LEWISTON, IDAHO—Room 7, Union Depot—Phone 1163
 H. J. BERGER..... General Agent
 LINCOLN 8, NEBR.—City Ticket Office, 234 So. 13th St.—Phone 2-6517
 A. H. GENCE..... General Agent
 LONG BEACH 2, CALIF.—City Ticket Office, 144 Pine Avenue—Phone 7-2931
 H. J. DELACY..... General Agent
 R. G. SHOENBERGER..... City Ticket Agent
 J. R. CARTER..... City Passenger Agent
 R. W. CONNELL..... City Freight and Passenger Agent
 LONGVIEW, WASH.—Freight Station, 7th and Hudson Sts.—Phone 818
 C. F. HEATH, Ticket Office, 1225 Broadway, Phone 815—Ticket Agent
 LOS ANGELES 14, CALIF.—Union Pacific Bldg., 422 W. 6th Street—Phone
 J. W. PADDEN..... Traffic Manager
 G. F. ALLEN..... (Trinity 9211)..... Assistant Traffic Manager
 C. A. RASMUSSEN..... General Freight Agent
 C. H. SALTSMARSH..... General Passenger Agent
 G. M. ROLAND..... District Baggage Agent
 City Ticket Office—Union Pacific Bldg., 434 W. 6th Street—Phone Trinity 9211
 E. H. ECKHOFF..... City Ticket Agent
 Union Pacific Building—608 So. Olive Street—Phone Trinity 9211
 C. F. HALLSMAN..... General Agent, Passenger Department
 C. S. RHODES..... City Passenger Agent
 W. R. VOLLERS..... City Passenger Agent
 G. B. MOORE..... City Passenger Agent
 A. J. ECKERLE..... City Passenger Agent
 E. D. CHAMBERLAIN..... City Passenger Agent
 R. W. BLAND..... Traveling Passenger Agent
 W. F. BROWN..... Traveling Passenger Agent
 610 So. Olive Street—Phone Trinity 9211
 W. F. NASH..... General Agent, Freight Department
 Union Passenger Station—Phone Trinity 9211
 M. F. BILBIS..... Depot Passenger Agent
 JACK A. RAMSEY..... Depot Passenger Agent
 JAY D. GODDARD..... Depot Ticket Agent
 MEMPHIS 3, TENN.—1137 Sterick Bldg.—8 North Third St.—Phone 8-6220
 G. E. ROTHROCK..... General Agent
 C. F. SCHOENING..... Traveling Freight and Passenger Agent
 D. J. NELSON, (No. Little Rock, Ark.)..... Trav. Fht. & Pegr. Agent
 MILWAUKEE 3, WIS.—814 Warner Bldg., 212 W. Wisconsin Ave.—Phone
 K. T. MUELMANN..... General Agent
 C. E. PAXTON..... (Marquette 8-7833)..... City Passenger Agent
 G. E. MCGUIRE..... Traveling Passenger Agent
 MINNEAPOLIS 2, MINN.—890 Northwestern Bank Bldg., 620 Marquette Ave.—Phone
 E. W. MAU..... General Agent
 A. J. WINTERSTEEN..... (Matn 2451)..... City Passenger Agent
 Wm. H. BRENNAN..... Traveling Freight and Passenger Agent
 W. J. RUTSELL..... Traveling Freight and Passenger Agent
 NEW ORLEANS 12, LA.—504 National Bank of Comm. Bldg., 210 Baronne St.—Phone
 D. V. RICKSON..... (Phone Canal 2274)..... General Agent
 P. E. HAGAN..... Traffic Agent
 NEW YORK 20, N. Y.—626 Fifth Ave., Suite 350, Rockefeller Center—Phone
 H. L. LAUBY..... Eastern Traffic Manager
 K. H. BIEBE..... Circle 6-4900..... General Agent, Passenger Department
 C. J. SMITH..... District Passenger Agent
 J. M. QUADE..... City Passenger Agent
 J. A. NEUBAUER..... City Passenger Agent
 E. H. JOHNSON..... City Passenger Agent
 JOHN F. SCHWARTZ..... Passenger and Ticket Agent
 C. A. CHAMBERLAIN..... Traveling Passenger Agent
 E. R. VAN DOREN..... Traveling Passenger Agent
 L. G. STAHL..... (Phone Circle 6-4908)..... General Agent, Freight Department
 OAKLAND 12, CALIF.—215 Central Bank Bldg., 436 14th St.—Phone
 J. A. GOLOBICK..... (Phone Glencourt 1-8576)..... General Agent
 W. R. SCHMIDT..... City Passenger Agent
 OGDEN, UTAH—City Ticket Office, Ben Lomond Hotel Bldg.—Phone 5533
 J. F. BAKER..... General Agent
 H. O. MCINTYRE..... Traveling Freight and Passenger Agent
 C. E. STONE..... Depot Passenger Agent
 G. A. NEBEKER..... Passenger Representative

OMAHA 2, NEBR.—Union Pacific Building, 1416 Dodge St.—Phone J Jackson 5322
 A. G. HILKER..... Passenger Traffic Manager
 L. G. MEDER..... Assistant Passenger Traffic Manager
 I. D. KESSLER..... Assistant Passenger Traffic Manager
 R. B. JOHNSON..... General Passenger Agent
 G. I. GILES..... Assistant General Passenger Agent
 F. W. HICKSON..... Manager Mail, Baggage and Express Traffic
 J. C. BEAUMONT..... General Freight Agent
 J. W. JARVIS..... Supervisor Agricultural Development
 City Ticket Office—Corner 15th & Dodge Streets—Phone J Jackson 5322
 WALTER CONREY..... General Agent, Passenger Department
 M. W. BREWER..... Ticket Agent
 R. S. FARLEY..... City Passenger Agent
 L. S. BERGARD..... Traveling Passenger Agent
 D. M. HART..... Traveling Passenger Agent
 W. T. NIELSEN..... Depot Passenger Agent
 G. I. MITCHELL..... Passenger Representative
 Mrs. MYRTLE MASON..... Women's Travel Department
 R. A. FORAL..... General Agent, Freight Department
 City Ticket Office—1614 Farnam Street—Phone J Jackson 5322
 W. W. NEILL..... Ticket Agent
 PASADENA 1, CALIF.—Un. Pac. Station, 205 W. Colorado St.—Ph. Sycamore 2-4107
 L. A. WIRGLER..... General Agent
 E. C. CHILDS..... City Passenger Agent
 W. H. LINDSEY..... Passenger and Freight Traffic Agent
 R. J. BASS..... City Ticket Agent
 PHILADELPHIA 2, PA.—904 Girard Trust Bldg., Broad St. & So. Penn Sq.—Phone
 THOMAS CLIFT..... General Agent
 L. J. MCKERNAN..... (Rittenhouse 6-2170)..... City Passenger Agent
 T. M. J. FRITZ..... Traveling Passenger Agent
 R. H. GATES..... (Richmond, Va.)..... Traveling Freight and Passenger Agent
 PITTSBURGH 22, PA.—1419 Oliver Bldg., Smithfield Street and Sixth Avenue—Phone
 J. M. ADAMS..... General Agent
 GREGG W. COOK..... (Atlantic 1-0260)..... District Passenger Agent
 E. W. HARRIS..... City Passenger Agent
 J. S. GUNNER..... Traveling Freight and Passenger Agent
 Wm. JAMES..... Traveling Freight and Passenger Agent
 POCATELLO, IDAHO—Union Pacific Passenger Station—Phone 968
 R. A. ANDERSON..... General Agent
 L. G. MALZAHN..... (Idaho Falls)..... Traveling Freight and Passenger Agent
 R. B. WRIGHT..... (Twin Falls)..... Traveling Freight and Passenger Agent
 POMONA, CALIF.—Union Pacific Passenger Station—Phone Lycoming 2-3561
 E. C. MALLON..... Passenger and Freight Traffic Agent
 PORTLAND 5, ORE.—751 Pittock Block—Phone Broadway 7771
 C. W. EVERS..... Traffic Manager
 J. C. CUMMING..... General Passenger Agent
 FRED LINGENFELDER..... Assistant General Passenger Agent
 T. J. DOWD..... General Freight Agent
 DON SUTHERLAND..... General Agent, Freight Department
 J. E. SOUTHWORTH..... Traveling Passenger Agent
 L. A. NEASE..... District Baggage Agent
 City Ticket Office—701 S. W. Washington Street—Phone Broadway 7771
 N. B. FALLAS..... General Agent, Passenger Department
 C. P. WHEELER..... City Ticket Agent
 Wm. S. RUSH..... City Passenger Agent
 T. W. HOLMAN..... City Passenger Agent
 D. E. LEFFEVRE..... City Passenger Agent
 AARON J. BROWN..... City Passenger Agent
 O. M. HANSEN..... Depot Passenger Agent
 RENO, NEV.—209 American Bldg., 131 West 2nd St. Phone 3-4881
 J. D. MALEFYT..... General Agent
 RIVERSIDE, CALIF.—Union Pacific Pass. Station, 7th & Vine Sts.—Phone 626
 J. L. BRECHIN..... General Agent
 RALPH E. TUTTLE..... City Freight and Passenger Agent
 FERDINAND DAVIS..... City Freight and Passenger Agent
 B. A. STEWART..... Traveling Freight and Passenger Agent
 L. M. LAYNE..... (Las Vegas)..... Traveling Freight and Passenger Agent
 ST. JOSEPH 2, MO.—City Ticket Office, 516 Francis Street—Phone 2-5485
 F. F. ROBINSON..... General Freight and Passenger Agent
 W. E. TAYLOR..... Passenger and Ticket Agent
 J. W. MARTIN..... (Hastings, Nebr.)..... Traveling Freight and Passenger Agent
 ST. LOUIS 1, MO.—1223 Ambassador Bldg., 411 North 7th st.—Phone Chestnut 7750
 T. W. GURSKY..... General Agent
 A. F. WALTERMATH..... City Passenger Agent
 J. M. REBMANN..... Traveling Passenger Agent
 SACRAMENTO 14, CALIF.—217 Forum Bldg., 1107 Ninth St.—Phone Gilbert 2-1025
 F. A. FOX..... General Agent
 J. C. LINDSLEY..... Traveling Freight and Passenger Agent
 J. E. ATHERTON..... (Klamath Falls)..... Traveling Freight and Passenger Agent
 SALINA, KANS.—Third and Ash Streets—Phone 297
 J. M. BROWN..... General Agent

SALT LAKE CITY 1, UTAH—Union Pacific Bldg., 10 South Main St.—Phone 3-1544
 S. M. REINHARDT..... Traffic Manager
 A. G. BLOOM..... General Passenger Agent
 City Ticket Office—Hotel Utah, Main & S. Temple Streets—Phone 3-1544
 W. J. THOMAS..... General Agent, Passenger Department
 F. L. MCKEAN..... District Passenger Agent
 E. A. OLSON..... City Ticket Agent
 E. T. GRIFFIN..... City Passenger Agent
 C. H. LYMAN..... City Passenger Agent
 E. F. BROWN..... Traveling Passenger Agent
 H. H. HOLMES..... Depot Passenger Agent
 F. L. MORGAN..... General Agent, Freight Department
 SAN DIEGO 1, CALIF.—City Ticket Office, 320 Broadway—Phone Franklin 7241
 H. G. LARIMER..... General Agent
 L. H. LINSTROM..... Ticket Agent
 C. M. ALLEN..... Passenger and Freight Traffic Agent
 SAN FRANCISCO 2, CALIF.—291 Geary Street—Phone GARfield 1-6030
 M. H. FOWLER..... Traffic Manager
 B. P. COSTELLO..... General Agent, Freight Department
 W. E. KENNEDY..... (Santa Rosa)..... Traveling Freight and Passenger Agent
 City Ticket Office—Geary at Powell Street—Phone GARfield 1-6030
 H. W. HICKS..... General Passenger Agent
 J. T. FITZGERALD..... City Ticket Agent
 C. C. CROUSE..... City Passenger Agent
 P. B. JACKSON..... City Passenger Agent
 SAN JOSE 13, CALIF.—206 1st Nat. Bk. Bldg., Santa Clara & 1st Sts.—Phone
 E. A. COONS..... (Phone Cypress 2-3878)..... General Agent
 OTTO ANDERSON..... (Salinas)..... District Freight and Passenger Agent
 B. C. BELL..... Traveling Freight and Passenger Agent
 SAN PEDRO, CALIF.—City Ticket Office, 805 So. Pacific Ave.—Phone
 J. V. CONNETT..... (Phone Terminal 2-7531)..... General Agent
 R. P. COYLE..... City Freight and Passenger Agent
 R. N. ASHBY..... City Ticket Agent
 SANTA ANA, CALIF.—City Ticket Office, 305 North Main Street—Phone
 WALTER DITTMER..... (Phone Kimberly 23979)..... General Agent
 B. C. STREET..... City Freight and Passenger Agent
 SANTA MONICA, CALIF.—City Ticket Office, 307 Santa Monica Blvd.—Phone
 W. A. CHENEY..... (Phone Ex Brook 5-1213)..... General Agent
 ELMER RALL..... City Ticket Agent
 P. J. PAYNE..... City Freight and Passenger Agent
 SEATTLE 4, WASH.—204 Union Station, 4th Ave. & Jackson St. Phone Elliott 6933
 H. M. WEST..... Assistant Traffic Manager
 P. A. ALLENBACHER..... General Agent, Freight Department
 P. A. COLE..... Traveling Freight and Passenger Agent
 SEATTLE 1, WASH.—City Ticket Office—1300 Fourth Avenue at University—Phone
 A. L. IVES..... General Agent, Passenger Department
 C. L. SPEAR..... (Elliott 6933)..... City Passenger Agent
 F. R. STERN..... City Passenger Agent
 C. G. ROBERTS..... Passenger Agent
 SIOUX CITY 9, IOWA—405 Commerce Bldg., 520 Neb. St.—Phone 5-5328
 L. J. ROACH..... General Agent, Freight Department
 SPOKANE 4, WASH.—City Ticket Office—727 Sprague Ave. Corner Post St.—Phone
 J. R. LIVSEY..... General Agent
 W. H. AHLGRIM, JR. (Matn 4121)..... City Passenger Agent
 W. O. BALDWIN..... Traveling Passenger Agent
 WILLIAM BELL, 818-16th Ave. West, Calgary, Canada. Trav. Fht. & Pasgr. Agt. Phone R-1170
 STOCKTON 6, CALIF.—207 California Bldg., 11 So. San Joaquin St.—Phone 2-8981
 V. J. CHRISTENSEN..... District Freight and Passenger Agent
 H. C. DANNER..... Traveling Freight and Passenger Agent
 SUN VALLEY, IDAHO—Phone Sun Valley 3311
 R. E. BERNER..... Transportation Agent
 TACOMA 2, WASH.—City Ticket Office, 114 South Ninth St.—Phone Broadway 2275
 F. G. ROTHWELL..... General Agent
 R. C. CANADAY..... City Passenger Agent
 H. A. JOHNSON..... Traveling Passenger Agent
 L. E. TOMPKINS..... (Longview)..... Traveling Freight and Passenger Agent
 TORONTO 1, ONT.—201-2 Canadian Pacific Bldg., 69 Yonge St. Phone Empire 4-7259
 W. W. CREIGHTON..... General Agent
 TULSA 3, OKLA.—823 Kennedy Bldg., 321 South Boston St.—Phone 2-6869
 L. B. BRADLEY..... General Agent
 M. B. HARDIN..... Traveling Freight and Passenger Agent
 WALLA WALLA, WASH.—1st Nat'l Bank Bldg., 2nd & Alder Sts.—Phone 30
 J. H. CUNNINGHAM..... General Agent
 L. E. MCHARGUE..... City Freight and Passenger Agent
 J. I. FURDY..... (Pendleton)..... Traveling Freight and Passenger Agent
 WASHINGTON 5, D.C.—600 Shoreham Bldg., 15th and H Sts., N. W.—Phone
 J. R. HENDERSON..... General Agent
 RAY C. HARTEL..... (Republic 0800)..... District Passenger Agent
 WINSTON-SALEM 3, N. C.—632 Reynolds Bldg., 4th and Main Sts.—Phone 2-4881
 D. R. WALKER..... Traveling Freight and Passenger Agent
 YAKIMA, WASH.—Union Pacific Building, 104 W. Yakima Ave.—Phone 4181
 V. E. BUCHANAN..... General Agent
 A. C. TAYLOR..... (Kennewick, Wash.)..... Traveling Freight and Passenger Agent
 J. B. DELAPOER..... Traveling Freight and Passenger Agent

E. A. KLIPPEL
 General Passenger Traffic Manager
 OMAHA 2, NEBR.

W. T. BURNS
 Vice-President, Traffic
 OMAHA 2, NEBR.

J. R. MacANALLY
 General Freight Traffic Manager
 OMAHA 2, NEBR.

From Office . . . or Home

TELEPHONE YOUR TRANSPORTATION REQUIREMENTS

Passenger or freight representatives in your nearest Union Pacific office are eager to help you