




Grand Canyon from Cape Royal
on the North Rim



SEE THIS
Spectacular Scenic Region
on your way to or from
CALIFORNIA

1952 SEASON June 15 to September 6

Include one of America's greatest scenic thrills on your way to or from Los Angeles — by Union Pacific.

Three spectacular National Parks; the Grand Canyon of Arizona . . . Zion and Bryce Canyon in southern Utah . . . are grouped together in one

vast region of unbelievable beauty. Union Pacific takes you direct to Cedar City, Utah, where our buses meet you for an unforgettable tour of these National Parks, including also, Cedar Breaks National Monument and the Kaibab National Forest.

ALSO — convenient stop-overs at Salt Lake City . . . Las Vegas — Hoover Dam

To add even more interest and scenic variety to a journey to or from Los Angeles, you can arrange your trip to include historic Salt Lake City . . . also exciting Las Vegas, Nevada, with a short side trip by bus to near-by Hoover Dam.


UNION PACIFIC RAILROAD
Road of the Daily Streamliners

PRINTED IN U. S. A. — OMAHA PRINTING COMPANY

April 27, 1952

**UNION
PACIFIC
RAILROAD**

TIME TABLES



April 27, 1952

**UNION
PACIFIC
RAILROAD**

TIME TABLES




TABLE OF CONTENTS

Section	Page	Section	Page
Index to Union Pacific Stations.....	3 to 5	Connecting Bus Lines Service.....	42
Coast to Coast Sleeping Car Service.....	6 and 7	Address of Principal Union Pacific Stations.....	42
Equipment of Through Trains.....	8 to 23	Sleeping Car Accommodations.....	45
Condensed Train Schedules.....	8 to 23	Railroad Fares.....	46 and 47
Complete Train Schedules.....	24 to 41	Pullman Sleeping Car Charges.....	48 and 49
Map of Union Pacific and Connecting Lines.....	26 and 27	Special Service Charges.....	49
Connecting Rail Lines Service.....	32, 43 and 44	Union Pacific Representatives.....	50 and 51

INFORMATION

Miles shown on mile posts read westward from Council Bluffs, Iowa. Miles shown herein are from Omaha, Nebraska. (Variance approximately 3 miles.)

Time from midnight to noon inclusive, is indicated by light face type; from noon to midnight inclusive, by dark face type.

Any person who, because of mental, physical or other disability, is incapable of properly caring for himself or herself, will be received as a passenger ONLY when accompanied by a competent attendant.

As additional new leg rest seat coaches are received, they are being assigned to the Pacific Coast streamliners. Every effort is made to maintain this service, but operation of non-leg rest coaches may be necessary on occasions due to emergencies or shortages.

On trains that carry chair car porters, there is no charge for the services of the porter. He will, however, collect a nominal charge for pillows.

Children under 5 years of age ride free, when accompanied by parent or guardian; 5 years of age and under 12, pay one-half fare; 12 years of age and over, pay full fare.

Should any question or difference of understanding arise with agents or conductors as to proper fare or ticket privileges, please pay fare requested, take receipt, and communicate with General Passenger Traffic Manager, Omaha 2, Nebr.

Tickets unused or partly used, will be redeemed under tariff regulations at proper value. Consult any Union Pacific office or write to Gen'l Passenger Traffic Mgr., Omaha 2, Nebr.

Stopovers are permitted at all points within final limit of tickets by notifying conductor.

Many attractive side trips and optional routes are available. Ask your local Agent or any Union Pacific representative for details.

Tickets reading via Union Pacific Railroad will be honored by Overland Greyhound Bus Lines between any two points between which those two companies jointly operate.

You are requested to purchase your tickets before boarding the train.

At Chicago the Parmelee coupon on a through railroad ticket entitles the holder, without additional charge, to have himself and hand luggage transferred in a Parmelee car from his incoming to his outgoing station or to a downtown destination. Or, when there is at least a 3-hour interval between arrival of train in Chicago and scheduled departure time from outgoing station, Parmelee will transfer such luggage to the

passenger's outgoing station where it can be claimed at the parcel check room. The only cost is the usual parcel checking fee, 15 cents for each bag or parcel.

It is desirable to mark or tag each piece of baggage (for easy identification) with your name and address and, in addition, place your name and permanent address inside each piece, whether it is checked or carried with you on the train. Ask Ticket or Baggage Agent for free address labels.

For the convenience and comfort of themselves and others, passengers are requested to check their hand baggage whenever possible, except that actually needed for personal use enroute. No responsibility is assumed for unchecked articles left in stations, on platforms or in cars.

Checkable baggage consists of wearing apparel, toilet articles and such personal effects as the passenger may need for use on the trip.

Money, jewelry, negotiable papers, liquids, fragile or perishable articles, radios, typewriters, dishes and household goods must not be included in checked baggage.

One hundred and fifty (150) pounds of baggage, not exceeding one hundred dollars (\$100.00) in value, may be checked free on each adult ticket, and one-half those amounts in connection with half-fare tickets.

Passengers have the privilege of declaring additional value on checked baggage, not to exceed a total of \$2500.00, upon payment of a nominal charge. Consult Baggage Agent.

Dogs or other small household pets will be transported in baggage cars, subject to tariff regulations, or they may be taken into room accommodations when in suitable containers and subject to Pullman Company regulations. Ask your Agent for full details.

No single piece of baggage, exceeding 300 pounds in weight, 72 inches in greatest dimension, or single shipments in excess of \$2500.00 in value, will be checked. *Exception:* Boxes of heavy or corrugated pasteboard are limited to a gross weight of 50 pounds each.

All baggage should be marked plainly on outside with name and address of the owner.

In case of lost articles, communicate with Manager, Mail, Baggage & Express Traffic, Omaha 2, Nebr.

Union Pacific Railroad is not responsible for errors in time tables, inconvenience or loss resulting from delayed trains, failure to make connections, air conditioning failures, or emergency substitutions in equipment. Schedules, consists and designations of trains shown in this folder are subject to change without notice.

INDEX OF CONDENSED THROUGH TIME TABLES

BETWEEN AND	TABLE	BETWEEN AND	TABLE	BETWEEN AND	TABLE
New York City—		St. Louis—		Denver.....	
Los Angeles.....	Page 6	Reno, San Francisco.....	E	Spokane.....	L
San Francisco.....	Page 7	Kansas City	H	West Yellowstone, Victor.....	O
Chicago—		Sun Valley, Boise, Portland, Tacoma, Seattle.....	F	Salt Lake City.....	
Omaha.....		Spokane.....	L	Cedar City, Las Vegas, Pasadena, Los Angeles.....	A—D
Los Angeles, Pasadena, Las Vegas, Cedar City, Salt Lake City, Ogden, Cheyenne.....	A	West Yellowstone, Victor.....	O	Reno, San Francisco.....	B—E
San Francisco, Reno, Ogden, Cheyenne, West Yellowstone	B	Minneapolis.....		Salt Lake City, Boise, Portland, Tacoma, Seattle.....	U
Seattle, Tacoma, Portland, Boise, Sun Valley, West Yellowstone.....	C	Omaha, Ogden, Salt Lake City, Cedar City, Las Vegas, Pasadena, Los Angeles.....	A	Denver.....	J
Denver, North Platte.....	G	Ogden, Reno, San Francisco.....	B	West Yellowstone, Victor, Butte	R
Spokane.....	K	North Platte, Denver.....	G	Spokane.....	T
West Yellowstone, Victor.....	O	Denver.....	J	Sun Valley.....	T—U
St. Louis—		Ogden, Salt Lake City.....	J	Los Angeles.....	T
Kansas City.....		Cedar City, Las Vegas, Los Angeles, Pasadena.....	D	Seattle.....	Z
Denver, Ogden, Salt Lake, Cedar City, Las Vegas, Pasadena, Los Angeles.....	D	Reno, San Francisco.....	E	San Francisco, Los Angeles.....	Y
		Sun Valley, Boise, Portland, Tacoma, Seattle.....	F	Spokane.....	W
				Sun Valley, Los Angeles.....	D—T

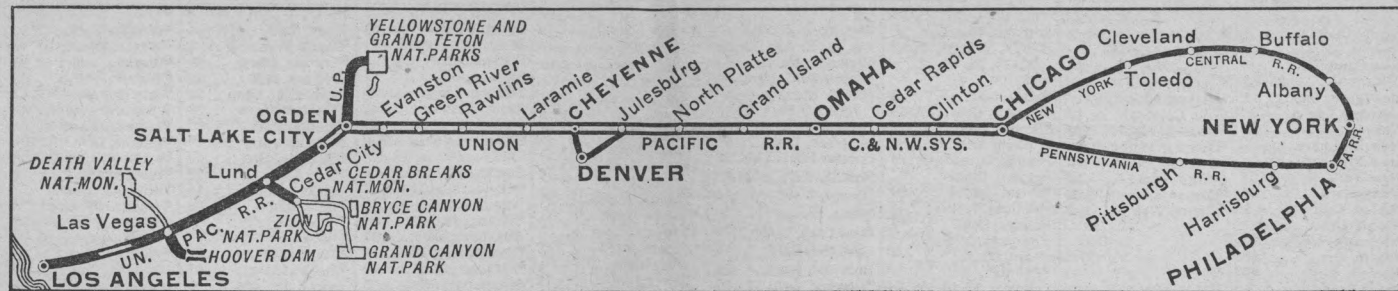
INDEX TO UNION PACIFIC STATIONS

Each Time Table is numbered. The numbers opposite the stations are the numbers of the time tables in which the stations are shown. Stations marked * are located on Divisions indicated by table numbers, but are not shown in folder tables.

Table No.	Table No.	Table No.	Table No.	Table No.	Table No.
Aberdeen, Idaho.....56	Arlington, Ore. C, W, 20, 74	*Baxter, Wyo.....1, 2	Bond, Mont.....36	Cedar Rapids, Iowa, 1, 2	Cochrane, Kans.....50
Aberdeen, Wash.....21	Armstead, Mont. R, 36	Bayard, Nebr. (See So. Bayard).....42	Bonner Springs, Kans.....24, 52	Cedar Rapids, Nebr. 46	Codell, Kans.....28
Aberdeen Jct. Ida.....56	Arnold, Nebr.....43	Beattie, Kans.....53	Bonneville, Ore.....	Celilo, Ore.....20	Cokeville, Wyo.....20
Abilene, Kans..E, H, 24	Aroya, Colo.....24	Beatty, Idaho.....20	Boone, Ia.....1, 2	Centennial, Wyo.....33	Coker, Nebr.....42
Acequia, Ida.....60, 61	Arrow, Idaho.....77	Becks, Utah.....31	Borah, Idaho.....20	Centerville, Utah.....31	Colby, Kans.....28
Acoma, Nev.....3	Ascalon, Colo.....24	Beckwith, Wyo.....20	Borax, Nev.....3	Central City, Nebr.....	Colfax, Calif.....14
Acton, Wash.....78	Ash, Wash.....74	Belgrade, Nebr.....46	Boulder, Ore.....20	G, 1, 2, 17, 45	Colfax, Wash.....
Adams, Ore.....84	Ashby, Wash.....74	Bell, Calif.....8	Boulder City, Nev.....10	Central Ferry, Wash. 77	Collins, Calif.....3
Adelaide, Idaho.....20	Asherville, Kans.....26	Bellevue, Idaho.....69	Bowler, Utah.....3	Centralia, Wash.....Z, 20, 21	Collins, Idaho.....56
Adrian, Ore.....64	Ashton, Idaho.....	Belmar, Nebr.....42	Boyer, Wyo.....1, 2, 30	Ceresco, Nebr.....88	Collinston, Utah.....36
Afton, Calif.....3	Ashton, Idaho.....	Belvidere, Idaho.....67	Boyer, Wyo.....1, 2, 30	Chafee, Wash.....78	Collopy, Idaho.....20
Agate, Colo.....24	Ashton, Idaho.....	Belvidere, Nebr.....53	Boyer, Wyo.....1, 2, 30	Champlin, Utah.....3	Collyer, Kans.....24
Aiken, Idaho.....56	Ashton, Idaho.....	Bend, Ore.....86	Boyer, Wyo.....1, 2, 30	Chapman, Kans. H, 24	Colores, Wyo.....2
Aikins, Kans.....52	Ashton, Idaho.....	Benicia, Calif.....14	Boyer, Wyo.....1, 2, 30	Chapman, Kans. H, 24	Colton, Calif.....3
Albany, Wyo.....33	Ashton, Idaho.....	Bennett, Colo.....24	Boyer, Wyo.....1, 2, 30	Chapman, Kans. H, 24	Colton, Wash.....Z, 20, 21
Albin, Wyo.....42	Ashton, Idaho.....	Benton City, Wash. 78	Boyer, Wyo.....1, 2, 30	Chapman, Kans. H, 24	Chappell, Nebr.....1, 2
Albion, Nebr.....47	Ashton, Idaho.....	Berawave, Nev.....14	Boyer, Wyo.....1, 2, 30	Chapman, Kans. H, 24	Chase, Calif.....3
Albion, Wash.....76	Ashton, Idaho.....	Berkeley, Calif. B, E, 14	Boyer, Wyo.....1, 2, 30	Chapman, Kans. H, 24	Chatelet, Idaho.....79
Alda, Nebr.....1, 2, 17	Ashton, Idaho.....	Berryman, Wash.....80	Boyer, Wyo.....1, 2, 30	Chapman, Kans. H, 24	Chehalis, Wash.....Z, 47, 89
Alexander, Ida.....20	Ashton, Idaho.....	Beryl, Utah.....3	Boyer, Wyo.....1, 2, 30	Chapman, Kans. H, 24	Chemung, Colo.....24
Alexandria, Nebr.....53	Ashton, Idaho.....	Besslen, Idaho.....20	Boyer, Wyo.....1, 2, 30	Chapman, Kans. H, 24	Cheney, Wash.....
Alexandria, Nebr.....53	Ashton, Idaho.....	Beverly, Kans.....28	Boyer, Wyo.....1, 2, 30	Chapman, Kans. H, 24	Cherokee, Wyo.....1, 2
Alfalfa Center, Nebr.....	Ashton, Idaho.....	Bickel, Idaho.....60	Boyer, Wyo.....1, 2, 30	Chapman, Kans. H, 24	Cherry Creek, Utah. 38
Alhambra.....A, D, 3, 7	Ashton, Idaho.....	Big Eddy, Idaho.....67	Boyer, Wyo.....1, 2, 30	Chapman, Kans. H, 24	Chester, Idaho.....39
Alicol, Ore.....72	Ashton, Idaho.....	Biggs, Ore.....20	Boyer, Wyo.....1, 2, 30	Chapman, Kans. H, 24	Chester, Wash.....79
Alida, Kans.....25	Ashton, Idaho.....	Biggs Jct., Ore.....87	Boyer, Wyo.....1, 2, 30	Chapman, Kans. H, 24	Chew, Wash.....74
Allendale, Idaho.....68	Ashton, Idaho.....	Big Springs, Idaho. 39	Boyer, Wyo.....1, 2, 30	Chapman, Kans. H, 24	Cheyenne, Wyo. A, B, C, D, E, F, J, K, O, 1, 2, 3, 14, 20, 30, 42
Almota, Wash.....77	Ashton, Idaho.....	Big Springs, Idaho. 39	Boyer, Wyo.....1, 2, 30	Chapman, Kans. H, 24	Cheyenne Wells, Colo. 24
Alpowa, Wash.....77	Ashton, Idaho.....	Big Springs, Idaho. 39	Boyer, Wyo.....1, 2, 30	Chapman, Kans. H, 24	Chicago, Ill. A, B, C, G, K, O, 1, 2, 3, 16, 17, 20
Altair, Kans.....28	Ashton, Idaho.....	Big Springs, Idaho. 39	Boyer, Wyo.....1, 2, 30	Chapman, Kans. H, 24	Chippewa, Wyo.....1, 2
Altamont, Wyo.....1, 2	Ashton, Idaho.....	Big Springs, Idaho. 39	Boyer, Wyo.....1, 2, 30	Chapman, Kans. H, 24	Cima, Calif.....3
Amalga, Idaho.....60	Ashton, Idaho.....	Big Springs, Idaho. 39	Boyer, Wyo.....1, 2, 30	Chapman, Kans. H, 24	Circle Bar, Ore.....70
American Falls, Ida.....20	Ashton, Idaho.....	Big Springs, Idaho. 39	Boyer, Wyo.....1, 2, 30	Chapman, Kans. H, 24	Cisco, Calif.....14
American Fork, Utah.....4	Ashton, Idaho.....	Big Springs, Idaho. 39	Boyer, Wyo.....1, 2, 30	Chapman, Kans. H, 24	Clarke, Ore.....20
Ames, Ia.....1, 2	Ashton, Idaho.....	Big Springs, Idaho. 39	Boyer, Wyo.....1, 2, 30	Chapman, Kans. H, 24	Clarks, Nebr. 1, 2, 17
Ames, Nebr.....1, 2, 17	Ashton, Idaho.....	Big Springs, Idaho. 39	Boyer, Wyo.....1, 2, 30	Chapman, Kans. H, 24	Clarks, Nebr. 1, 2, 17
Amherst, Nebr.....43	Ashton, Idaho.....	Big Springs, Idaho. 39	Boyer, Wyo.....1, 2, 30	Chapman, Kans. H, 24	Clarks, Nebr. 1, 2, 17
Amsterdam, Ida.....60	Ashton, Idaho.....	Big Springs, Idaho. 39	Boyer, Wyo.....1, 2, 30	Chapman, Kans. H, 24	Clarks, Nebr. 1, 2, 17
Anaheim, Calif. A, D, 3, 9	Ashton, Idaho.....	Big Springs, Idaho. 39	Boyer, Wyo.....1, 2, 30	Chapman, Kans. H, 24	Clarks, Nebr. 1, 2, 17
Anan, Nebr.....53	Ashton, Idaho.....	Big Springs, Idaho. 39	Boyer, Wyo.....1, 2, 30	Chapman, Kans. H, 24	Clarks, Nebr. 1, 2, 17
Anderson, Idaho.....36	Ashton, Idaho.....	Big Springs, Idaho. 39	Boyer, Wyo.....1, 2, 30	Chapman, Kans. H, 24	Clarks, Nebr. 1, 2, 17
Ankeny, Wash.....74	Ashton, Idaho.....	Big Springs, Idaho. 39	Boyer, Wyo.....1, 2, 30	Chapman, Kans. H, 24	Clarks, Nebr. 1, 2, 17
Antelope, Wyo.....1, 2	Ashton, Idaho.....	Big Springs, Idaho. 39	Boyer, Wyo.....1, 2, 30	Chapman, Kans. H, 24	Clarks, Nebr. 1, 2, 17
Apex, Mont.....36	Ashton, Idaho.....	Big Springs, Idaho. 39	Boyer, Wyo.....1, 2, 30	Chapman, Kans. H, 24	Clarks, Nebr. 1, 2, 17
Apex, Nev.....3	Ashton, Idaho.....	Big Springs, Idaho. 39	Boyer, Wyo.....1, 2, 30	Chapman, Kans. H, 24	Clarks, Nebr. 1, 2, 17
Appleton, Idaho.....61	Ashton, Idaho.....	Big Springs, Idaho. 39	Boyer, Wyo.....1, 2, 30	Chapman, Kans. H, 24	Clarks, Nebr. 1, 2, 17
Apple Valley, Ida. 20	Ashton, Idaho.....	Big Springs, Idaho. 39	Boyer, Wyo.....1, 2, 30	Chapman, Kans. H, 24	Clarks, Nebr. 1, 2, 17
Ara, Colo.....42	Ashton, Idaho.....	Big Springs, Idaho. 39	Boyer, Wyo.....1, 2, 30	Chapman, Kans. H, 24	Clarks, Nebr. 1, 2, 17
Arapahoe, Colo.....24	Ashton, Idaho.....	Big Springs, Idaho. 39	Boyer, Wyo.....1, 2, 30	Chapman, Kans. H, 24	Clarks, Nebr. 1, 2, 17
Arcadia, Ore.....20	Ashton, Idaho.....	Big Springs, Idaho. 39	Boyer, Wyo.....1, 2, 30	Chapman, Kans. H, 24	Clarks, Nebr. 1, 2, 17
Archer, Wyo.....1, 2	Ashton, Idaho.....	Big Springs, Idaho. 39	Boyer, Wyo.....1, 2, 30	Chapman, Kans. H, 24	Clarks, Nebr. 1, 2, 17
Arco, Idaho.....56	Ashton, Idaho.....	Big Springs, Idaho. 39	Boyer, Wyo.....1, 2, 30	Chapman, Kans. H, 24	Clarks, Nebr. 1, 2, 17
Arcola, Kans.....24	Ashton, Idaho.....	Big Springs, Idaho. 39	Boyer, Wyo.....1, 2, 30	Chapman, Kans. H, 24	Clarks, Nebr. 1, 2, 17
Arden, Nev.....3	Ashton, Idaho.....	Big Springs, Idaho. 39	Boyer, Wyo.....1, 2, 30	Chapman, Kans. H, 24	Clarks, Nebr. 1, 2, 17
Arena, Colo.....24	Ashton, Idaho.....	Big Springs, Idaho. 39	Boyer, Wyo.....1, 2, 30	Chapman, Kans. H, 24	Clarks, Nebr. 1, 2, 17
Armo, Idaho.....36	Ashton, Idaho.....	Big Springs, Idaho. 39	Boyer, Wyo.....1, 2, 30	Chapman, Kans. H, 24	Clarks, Nebr. 1, 2, 17
Arling, Idaho.....67	Ashton, Idaho.....	Big Springs, Idaho. 39	Boyer, Wyo.....1, 2, 30	Chapman, Kans. H, 24	Clarks, Nebr. 1, 2, 17

Table of locations and table numbers for the western United States, including entries for Colorado, Idaho, Nevada, Utah, and Wyoming.

Table of locations and table numbers for the western United States, including entries for Arizona, California, Oregon, Washington, and Idaho.



COAST-TO-COAST THROUGH SLEEPING CAR SERVICE

Between New York City and Los Angeles

The General No. 49 Los Angeles Limited No. 1 Daily—Example		New York and Los Angeles via Pennsylvania Railroad and Overland Route No Extra Fare		Los Angeles Limited No. 2 Pennsylvania Limited No. 2 Daily—Example		Advance Commodore Vanderbilt No. 65 Los Angeles Limited No. 1 Daily—Example		New York and Los Angeles via New York Central and Overland Route No Extra Fare		Los Angeles Limited No. 2 Lake Shore Limited No. 22 Daily—Example	
		Penna. R. R.						New York Central			
4.00	SAT	Lv New York (E. S. T.)	Ar	11.25	WED	3.00	SAT	Lv New York (E.S.T.)	Ar	12.35	WED
5.20	SAT	Lv N. Philadelphia (E.S.T.)	Ar	9.53	"	7.30	SUN	Ar Chicago (C.S.T.)	Lv	6.00	TUE
11.54	SAT	Lv Pittsburgh (E.S.T.)	Ar	2.54	WED			C. & N. W.			
7.20	SUN	Ar Chicago (C. S. T.)	Lv	6.00	TUE	12.01	SUN	Lv Chicago (C.S.T.)	Ar	2.00	TUE
		C. & N. W.				3.57	"	" Cedar Rapids	Lv	9.25	"
12.01	SUN	Lv Chicago (C.S.T.)	Ar	2.00	TUE	6.25	"	" Boone	Lv	7.15	"
3.57	"	" Cedar Rapids	Lv	9.25	"	9.00	SUN	Ar Omaha	Lv	4.30	TUE
6.25	"	" Boone	Lv	7.15	"			Union Pacific			
9.00	SUN	Ar Omaha	Lv	4.30	TUE	9.25	SUN	Lv Omaha	Ar	3.50	TUE
		Union Pacific				12.05	MON	" Grand Island	Lv	1.20	TUE
9.25	SUN	Lv Omaha	Ar	3.50	TUE	2.20	"	Ar N. Platte (C.S.T.)	Lv	11.00	MON
12.05	MON	" Grand Island	Lv	1.20	TUE	1.30	"	Lv N. Platte (M.S.T.)	Ar	9.45	"
2.20	"	Ar N. Platte (C.S.T.)	Lv	11.00	MON	3.50	"	" Sidney	Lv	7.55	"
1.30	"	Lv N. Platte (M.S.T.)	Ar	9.45	"	5.55	"	Ar Cheyenne	Lv	6.15	"
3.50	"	" Sidney	Lv	7.55	"	6.05	"	Lv Cheyenne	Ar	6.00	"
5.55	"	Ar Cheyenne	Lv	6.15	"	7.35	"	" Laramie	Lv	4.40	"
6.05	"	Lv Cheyenne	Ar	6.00	"	9.50	"	" Rawlins	Lv	2.05	"
7.35	"	" Laramie	Lv	4.40	"	12.40	"	" Green River	Lv	11.20	"
9.50	"	" Rawlins	Lv	2.05	"	4.50	"	" Ogden	Lv	7.30	"
12.40	"	" Green River	Lv	11.20	"	5.50	"	" Salt Lake City	Lv	6.20	"
4.50	"	" Ogden	Lv	7.30	"	9.45	MON	" Milford (M.S.T.)	Ar	2.30	MON
5.50	"	" Salt Lake City	Lv	6.20	"	2.35	TUE	Lv Las Vegas (P.S.T.)	Ar	7.55	SUN
9.45	MON	" Milford (M.S.T.)	Ar	2.30	MON	8.30	"	Ar San Bernardino	Lv	1.50	"
2.35	TUE	Lv Las Vegas (P.S.T.)	Ar	7.55	SUN	9.00	"	" Riverside	Lv	1.25	"
8.30	"	Ar San Bernardino	Lv	1.50	"	10.10	"	" East Los Angeles	Lv	12.20	"
9.00	"	" Riverside	Lv	1.25	"	10.40	TUE	Ar Los Angeles	Lv	12.01	SUN
10.10	"	" East Los Angeles	Lv	12.20	"			Southern Pacific			
10.40	TUE	Ar Los Angeles	Lv	12.01	SUN	8.48	MON	Lv Ogden (M.S.T.)	Ar	6.25	MON
◆10.35	TUE	Ar Alhambra	Lv	◆11.35	SUN	6.38	TUE	" Reno (P.S.T.)	Lv	6.39	SUN
◆10.50	"	Ar Pasadena	Lv	◆11.20	"	7.33	"	" Truckee	Lv	5.32	"
◆11.15	"	Ar Glendale (City)	Lv	◆10.55	"	11.32	"	Ar Sacramento	Lv	1.40	"
◆11.20	"	Ar Anaheim	Lv	◆10.50	"	11.37	"	Lv Sacramento	Lv	1.35	"
◆11.05	"	Ar Long Beach	Lv	◆10.55	"	1.24	"	Ar Berkeley	Lv	11.46	"
◆11.30	TUE	Ar San Pedro (P.S.T.)	Lv	◆10.20	SUN	1.35	"	" Oakland (16th St.)	Lv	11.38	"
						1.45	"	" Oakland Pier	Lv	11.30	"
						2.20	TUE	Ar San Francisco (P.S.T.)	Lv	11.00	SUN

Coast-to-Coast Equipment

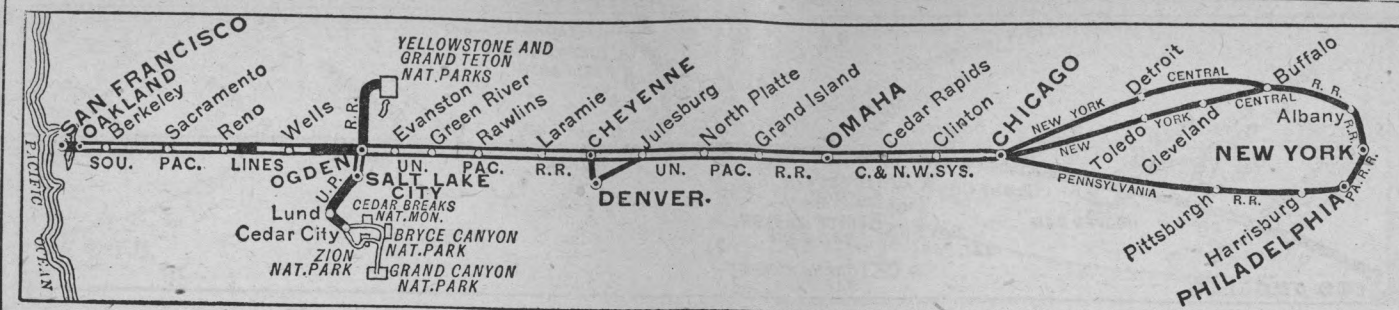
Nos. 49-1 and 2-2

Nos. 65-1 and 2-22

Standard Sleeping Cars. New York City to Los Angeles—
10 Roomettes, 6 Double Bedrooms.
Los Angeles to New York City—
10 Roomettes, 6 Double Bedrooms.

Standard Sleeping Cars. New York City to Los Angeles—
10 Roomettes, 6 Double Bedrooms.
Los Angeles to New York City—
10 Roomettes, 6 Double Bedrooms.

◆ Motor bus connections with main line trains at East Los Angeles. See tables 7, 8 and 9 for complete information on bus schedules to and from East Los Angeles.



COAST-TO-COAST THROUGH SLEEPING CAR SERVICE

Between New York City and San Francisco

The Wolverine No. 17 San Francisco Overland No. 27 See Note 1		New York and San Francisco via New York Central and Overland Route No Extra Fare		San Francisco Overland No. 28 Lake Shore Limited No. 22 See Note 2		Pennsylvania Limited No. 1 San Francisco Overland No. 27 See Note 3		New York and San Francisco via Pennsylvania Railroad and Overland Route No Extra Fare		San Francisco Overland No. 28 The Admiral No. 70 See Note 4	
		New York Central		EXAMPLE		EXAMPLE		Pennsylvania Railroad		EXAMPLE	
6.10	SAT	Lv New York (E.S.T.)	Ar	12.35	WED	5.45	SAT	Lv New York (E.S.T.)	Ar	10.45	WED
6.53	SUN	Ar Detroit	Lv	6.00	TUE	7.14	SAT	Lv N. Philadelphia (E.S.T.)	Ar	9.16	"
11.30	SUN	Ar Chicago (C.S.T.)	Lv	6.00	TUE	2.05	SUN	Ar Pittsburgh (E.S.T.)	Ar	2.13	WED
		C. & N. W.				9.30	SUN	Ar Chicago (C.S.T.)	Lv	4.30	TUE
3.30	SUN	Lv Chicago (C.S.T.)	Ar	1.00	TUE			C. & N. W.			
7.26	SUN	" Cedar Rapids	Lv	8.38	"	3.30	SUN	Lv Chicago (C.S.T.)	Ar	1.00	TUE
9.44	SUN	" Boone	Lv	6.30	"	7.26	"	" Cedar Rapids	Lv	8.38	"
12.30	MON	Ar Omaha	Lv	3.45	TUE	9.44	SUN	" Boone	Lv	6.30	"
		Union Pacific				12.30	MON	Ar Omaha	Lv	3.45	TUE
12.55	MON	Lv Omaha	Ar	3.20	TUE			Union Pacific			
3.32	"	" Grand Island	Lv	12.45	TUE	12.55	MON	Lv Omaha	Ar	3.20	TUE
6.10	"	Ar N. Platte (C. S. T.)	Lv	10.20	MON	3.32	"	" Grand Island	Lv	12.45	TUE
5.20	"	Lv N. Platte (M. S. T.)	Ar	9.10	"	6.10	"	Ar N. Platte (C. S. T.)	Lv	10.20	MON
7.40	"	" Sidney	Lv	7.07	"	5.20	"	Lv N. Platte (M. S. T.)	Ar	9.10	"
9.50	"	Ar Cheyenne	Lv	5.20	"	7.40	"	" Sidney	Lv	7.07	"
10.00	"	Lv Cheyenne	Ar	5.05	"	9.50	"	Ar Cheyenne	Lv	5.20	"
11.30	"	" Laramie	Lv	3.45	"	10.00	"	Lv Cheyenne	Ar	5.05	"
1.45	"	" Rawlins	Lv	1.25	"	11.30	"	" Laramie	Lv	3.45	"
4.40	"	" Green River	Lv	10.50	"	1.45	"	" Rawlins	Lv	1.25	"
8.33	MON	Ar Ogden (M. S. T.)	Lv	6.55	MON	4.40	"	" Green River	Lv	10.50	"
		Southern Pacific				8.33	MON	Ar Ogden (M. S. T.)	Lv	6.55	MON
8.48	MON	Lv Ogden (M.S.T.)	Ar	6.25	MON			Southern Pacific			
6.38	TUE	" Reno (P.S.T.)	Lv	6.39	SUN	8.48	MON	Lv Ogden (M.S.T.)	Ar	6.25	MON
7.33	"	" Truckee	Lv	5.32	"	6.38	TUE	" Reno (P.S.T.)	Lv	6.39	SUN
11.32	"	Ar Sacramento	Lv	1.40	"	7.33	"	" Truckee	Lv	5.32	"
11.37	"	Lv Sacramento	Lv	1.35	"	11.32	"	Ar Sacramento	Lv	1.40	"
1.24	"	Ar Berkeley	Lv	11.46	"	11.37	"	Lv Sacramento	Lv	1.35	"
1.35	"	" Oakland (16th St.)	Lv	11.38	"	1.24	"	Ar Berkeley	Lv	11.46	"
1.45	"	" Oakland Pier	Lv	11.30	"	1.35	"	" Oakland (16th St.)	Lv	11.38	"
2.20	TUE	Ar San Francisco (P.S.T.)	Lv	11.00	SUN	1.45	"	" Oakland Pier	Lv	11.30	"

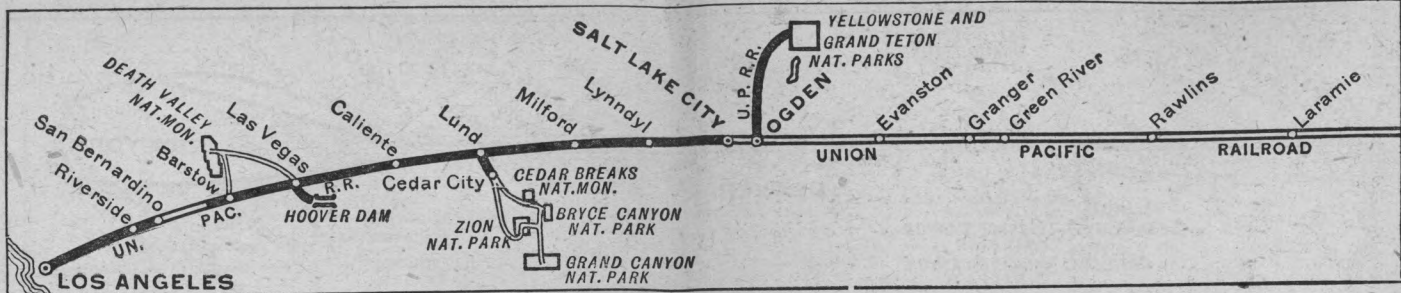
Nos. 17-27 and 28-22

Coast-to-Coast Equipment

Standard Sleeping Car. New York City to San Francisco—
10 Roomettes, 6 Double Bedrooms.
San Francisco to New York City—
10 Roomettes, 6 Double Bedrooms.

Nos. 1-27 and 28-70

Standard Sleeping Car. New York City to San Francisco—
10 Roomettes, 6 Double Bedrooms.
San Francisco to New York City—
10 Roomettes, 6 Double Bedrooms.



NEW YORK, CHICAGO and MINNEAPOLIS to LOS ANGELES via Omaha and Salt Lake City

Table A Condensed Schedules All Trains Daily	Streamliner City of Los Angeles 103 Daily Example	Los Angeles Limited 1 Daily Example	Idahoan City of St. Louis 11-9 Daily Example	Gold Coast-Pony Express 23-37 Daily Example	Utah Parks Service 1-9-309 310-9 Daily Ex. Summer Service
Lv New York (EST) N.Y.C.		3.00 SA			3.00 SA
Ar Chicago (C.S.T.)		7.30 SU			7.30 SU
Lv New York (EST) Penn. RR		4.00 SA			4.00 SA
Lv N. Philadelphia (E.S.T.)		5.20 SA			5.20 SA
Ar Chicago (C.S.T.)		7.20 SU			7.20 SU
Lv Chicago (CST) C. & N.W.	6.15 SU	12.01 SU		8.00 SU	12.01 SU
Ar Omaha	2.00 MO	9.00 SU		7.30 MO	9.00 SU
Lv Minneapolis C. & N.W.		11.40 SU	11.40 SU	9.25 SU	11.40 SU
" St. Paul		12.10	12.10	10.10 SU	12.10
" Sioux City		6.25	6.10	5.20 MO	6.25
Ar Omaha		8.40 SU	8.40 SU	7.45 MO	8.40 SU
Lv Omaha (C.S.T.) Un. Pac.	2.10 MO	9.25 SU	9.45 SU	8.20 MO	9.25 SU
" Fremont		10.45	10.45	9.16	10.45
" Columbus		12.05 MO	11.44 SU	10.12	12.05 MO
" Grand Island	4.10	1.10 MO	1.10 MO	11.30	1.10 MO
" Kearney		2.05	2.05	12.18	2.05
" North Platte (C.S.T.)	5.55	2.20	4.10	2.15	2.20
" North Platte (M.S.T.)	5.00	1.30	3.40	1.25	3.50
" Sidney	6.43	3.50	6.00	3.55	5.55
" Cheyenne	8.25	5.55	8.40	6.10	6.05
" Cheyenne	8.35	6.05	9.00	6.50	7.35
" Laramie	9.55	7.35	10.30	7.50	9.50
" Rawlins	11.40	9.50	12.48	10.35 MO	11.40
" Rock Springs		2.58	12.56 TU	12.40	
" Green River	2.00	12.40	4.10	1.55	2.41
" Evanston	3.40	2.41	6.15	4.18	4.30
" Ogden	5.15	4.30	8.05	6.15	4.50
" Ogden	5.25	4.50	8.35	7.00	5.40
" Salt Lake City	6.10	5.40	9.30	8.00	6.10
Lv Salt Lake City	6.20	5.50	10.15 MO	9.30	10.15 MO
Lv Milford	9.30 MO	9.45 MO	2.00 TU	2.10	4.10 TU
Ar Lund		2.45 TU	2.52 TU		
Ar Cedar City			3.50 TU	4.00 TU	6.30 TU
Lv Cedar City			10.45 SU	11.30 TU	10.05 SA
Lv Lund (M.S.T.)			2.45 TU	2.52 TU	
Lv Caliente (P.S.T.)			3.54	4.00	3.54
" Las Vegas	1.25 TU	2.35 TU	7.10	7.40	12.55
" San Bernardino	6.20	8.30	12.55	2.40 WE	1.25
" Riverside		9.00	1.25	3.20	2.30
" East Los Angeles	7.40	10.10	2.30	5.25	3.00 SU
Ar Los Angeles (P.S.T.)	8.00 TU	10.40 TU	3.00 TU	6.00 WE	
Ar Alhambra	8.05 TU	10.35 TU	2.55 TU	5.50 WE	2.55 SU
Ar Pasadena	8.20	10.50	3.10	6.05	3.10
Ar Glendale (City)	8.40 TU	11.15 TU	3.30 TU	6.25 WE	3.30
Ar Anaheim	8.50 TU	11.20 TU	3.40 TU	6.35 WE	3.40 SU
Ar Long Beach	8.35 TU	11.05 TU	3.25 TU	6.20 WE	3.25 SU
Ar San Pedro (P.S.T.)	9.05 TU	11.30 TU	3.50 TU	6.45 WE	3.50 SU

Equipment for Page 8

★ NO. 103—Streamliner CITY OF LOS ANGELES—DAILY—Extra Fare
Cars from Chicago run via C. & N. W. east of Omaha.
Club Lounge Car @ Chicago to Los Angeles—(Radio, bath).
Observation—Lounge @ Chicago to Los Angeles.
Standard Sleeping Cars Chicago to Los Angeles—Drawing-rooms, Compartments, Bedrooms, Roomettes, Sections.
Reclining Seat—
Leg Rest Coaches Chicago to Los Angeles—(all seats reserved).
Cafe Lounge Car Chicago to Los Angeles—For coach passengers.
Dining Car A la carte and club or table d'hote service.

★ NO. 1—LOS ANGELES LIMITED—DAILY—No Extra Fare
Cars from Chicago and Minneapolis-St. Paul run via C. & N. W. to Omaha; thence U. P.
Club Lounge Car @ Chicago to Los Angeles—(Radio, bath).
Standard Sleeping Cars New York to Los Angeles—10 Roomettes, 6 Double Bedrooms (N.Y.C. No. 65 to Chicago).
New York to Los Angeles—10 Roomettes, 6 Double Bedrooms (P.R.R. No. 49 to Chicago).
Chicago to Los Angeles—2 D.R., 4 Compts., 4 Dbl. Bdrm.
Chicago to Los Angeles—12 Roomettes, 4 Dbl. Bdrm.
Chicago to Los Angeles—14 Sections.
Minneapolis-St. Paul to Los Angeles—6 Sections, 6 Roomettes, 4 Dbl. Bedrooms (203-10-203 to Omaha).
Reclining Seat Coaches Chicago to Los Angeles (2 cars—all seats reserved).
Coach Lounge Car Chicago to Los Angeles (coach seats reserved).
Dining Car A la carte and club or table d'hote service.

★ NO. 11-9—IDAHOAN—CITY OF ST. LOUIS—DAILY
11 to Green River; 9 to Los Angeles.
Club Lounge Car @ North Platte to Los Angeles.
Standard Sleeping Cars Omaha to Los Angeles—14 Sections.
Green River to Los Angeles—6 Sections, 6 Roomettes, 4 Double Bedrooms (No. 9 from Kansas City).
Green River to Los Angeles—12 Roomettes, 4 Double Bedrooms (No. 9 from St. Louis).
Salt Lake City to Los Angeles—6 Sec., 6 Rmte., 4 Dbl. Bdrm. (No. 19-18-34 from Spokane).
Salt Lake City to Cedar City—8 Sections, D. R., 2 Compts. (No. 309 beyond Milford—June 4 to Sept. 9).
Cedar City to Los Angeles—10 Sec., D. R., 2 Compts. (No. 310 to Milford—June 15 to Sept. 10).
Reclining Seat Coaches Omaha to Los Angeles (not reserved).
Green River to Los Angeles (No. 9 from St. Louis—all seats reserved).
Dining Car North Platte to Los Angeles—a la carte and club or table d'hote service.

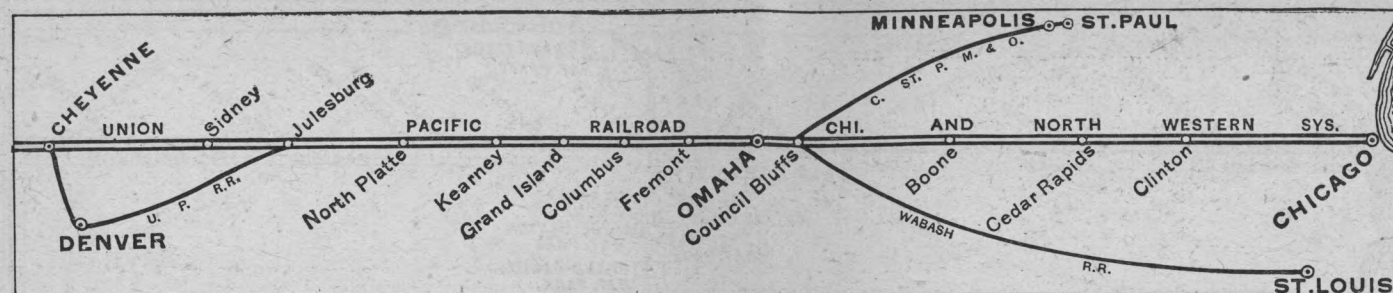
★ NO. 23-37—GOLD COAST—PONY EXPRESS—DAILY
23 to Ogden; 37 to Los Angeles. Cars from Chicago run via C. & N.W. east of Omaha.
Club Lounge Service @ Chicago to Los Angeles (Radio).
Standard Sleeping Cars Chicago to Los Angeles—10 Sec., 3 Dbl. Bedrooms.
Chicago to Los Angeles—14 Sections.
Ogden to Los Angeles—10 Sections, Drawing-room, Compartment (No. 37 from Kansas City).
Salt Lake City to Los Angeles—10 Roomette, 6 Double Bedrooms. (No. 30 from Butte).
Las Vegas to Los Angeles—8 Sec., D.R., 3 Dbl. Bdrms.
Reclining Seat Coaches Chicago to Los Angeles.
Ogden to Los Angeles (No. 37 from Kansas City).
Dining Car Omaha to Las Vegas—a la carte and club or table d'hote service

Footnotes for Page 8

- ② Club lounge cars are for the exclusive use of standard sleeping car passengers.
- The City of Los Angeles and Los Angeles Limited have lounge cars for coach passengers.
- ③ Conditional stop; see Tables 1 or 3. * Motor Bus between Lund and Cedar City.
- ♦ Motor bus connections at East Los Angeles. See tables 7, 8 and 9 for complete information on bus schedules to and from East Los Angeles.
- Extra fare train; limited handling of baggage, consult agent. See tables 1 and 2.

- ★ Regularly assigned through cars air-conditioned. (f) Stops only on signal.
- Connection with No. 9 is made at Milford, not at Lund.
- (E.S.T.) Eastern standard time. (C.S.T.) Central standard time.
- (M.S.T.) Mountain standard time. (P.S.T.) Pacific standard time.

Time from 12.01 midnight to 12.00 noon shown in light face type.
Time from 12.01 noon to 12.00 midnight shown in heavy face type.



LOS ANGELES to CHICAGO, NEW YORK and MINNEAPOLIS via Salt Lake City and Omaha

Table A Condensed Schedules All Trains Daily	Streamliner City of Los Angeles 104 Daily Example	Los Angeles Limited 2 Daily Example	City of St. Louis Idahoan 10-12 Daily Example	Pony Express-Gold Coast 38-24 Daily Example	Utah Parks Service 10-309 310-10-2 Daily Example Summer Season
Lv San Pedro (P.S.T.)	2.15 SU	10.20 SU	8.50 SU	5.20 SU	8.50 SU
Lv Long Beach	2.50 SU	10.55 SU	9.25 SU	5.55 SU	9.25 SU
Lv Anaheim	2.45 SU	10.50 SU	9.20 SU	5.50 SU	9.20 SU
Lv Glendale (City)	2.40 SU	10.55 SU	9.25 SU	5.55 SU	9.25 SU
Lv Pasadena	3.10 SU	11.20 SU	9.50 SU	6.20 SU	9.50 SU
Lv Alhambra	3.25 SU	11.35 SU	10.05 SU	6.35 SU	10.05 SU
Lv Los Angeles (P.S.T.)	4.00 SU	12.01 SU	10.30 SU	7.00 SU	10.30 SU
" East Los Angeles	4.20 SU	12.20 SU	10.50 SU	7.25 SU	10.50 SU
" Riverside		1.25	11.55	8.55	11.55
" San Bernardino	5.38	1.50	12.20	9.45 SU	12.20
Lv Las Vegas	10.55 SU	7.55 SU	6.30	5.30 MO	6.30
Lv Caliente (P.S.T.)			9.10	8.30	9.10
Ar Lund (M.S.T.)			12.04 MO	11.40 MO	
Ar Cedar City			3.50 MO	1245 MO	6.30 MO
Lv Cedar City			1045 SU	1015 MO	10.05 SU
Lv Lund			1204 MO	1140 MO	
" Milford	4.37 MO	2.30 MO	12.55	12.30	12.55 MO
" Salt Lake City	7.40	6.10	4.45	5.00	4.45
" Salt Lake City	7.50	6.20	5.05	5.30	5.05
" Ogden	8.35	7.10	6.00	6.25	6.00
" Ogden	8.45	7.30	6.50	7.15	7.30
" Evanston	10.14	9.19	8.34	9.25 MO	9.19
" Green River	12.05	11.20	11.00	12.15 TU	11.20
" Rock Springs			11.22	12.38	
" Rawlins	2.20	2.05	1.45	3.20	2.05
" Laramie	4.10	4.40	4.05	6.35	4.40
" Cheyenne	5.20	6.00	5.25	8.15	6.00
" Cheyenne	5.30	6.15	6.05	8.30	6.15
Lv Sidney	6.52	7.55	8.30	10.20	7.55
Ar North Platte (M.S.T.)	8.33	9.45	11.00 MO	12.30	9.45
Ar North Platte (C.S.T.)	9.38	11.00 MO	12.45 TU	1.40	11.00 MO
" Kearney			2.39	3.40	
" Grand Island	11.31 MO	1.20	3.50	4.45	1.20
" Columbus			5.10	5.52	
" Fremont			6.08	6.49	
Ar Omaha	1.40 TU	3.50 TU	7.00 TU	7.50 TU	3.50 TU
Lv Omaha C. & N.W.	1.50 TU	4.30 TU		8.30 TU	4.30 TU
Ar Chicago (C.S.T.)	9.45 TU	2.00 TU		7.30 WE	2.00 TU
Lv Chicago (CT) Penn. RR		6.00 TU			6.30 TU
Ar N. Phila., Pa. (E.S.T.)		9.53 WE			9.53 WE
Ar New York (E.S.T.)		11.25 WE			11.25 WE
Lv Chicago (CST) N.Y.C.		6.00 TU			6.30 WE
Ar New York (E.S.T.)		12.35 WE			12.35 TU
Lv Omaha C. & N.W.		9.25 TU		10.25 TU	9.25 TU
Ar Sioux City		11.50		1.05 WE	11.50
Ar St. Paul		6.15		7.45	6.15
Ar Minneapolis (C.S.T.)		6.50 TU		8.20 WE	6.50 TU

Equipment for Page 9

★ NO. 104—Streamliner CITY OF LOS ANGELES—Daily—Extra Fare
Cars to Chicago run via C. & N. W. east of Omaha.
Club Lounge Car @ Los Angeles to Chicago—(Radio, bath).
Observation—Lounge @ Los Angeles—Chicago.
Standard Sleeping Cars Los Angeles to Chicago—Drawing-rooms, Compartments, Bedrooms, Roomettes, Sections.
Reclining Seat—
Leg Rest Coaches Los Angeles to Chicago—(all seats reserved).
Cafe Lounge Car Los Angeles to Chicago—For coach passengers.
Dining Car A la carte and club or table d'hote service.

★ NO. 2—LOS ANGELES LIMITED—DAILY—No Extra Fare
Cars to Chicago and St. Paul-Minneapolis run via C. & N. W. east of Omaha.
Club Lounge Car @ Los Angeles to Chicago—(Radio, bath).
Standard Sleeping Cars Los Angeles to New York—10 Roomettes, 6 Double Bedrooms (N.Y.C. No. 22 east of Chicago).
Los Angeles to New York—10 Roomettes, 6 Double Bedrooms (P.R.R. No. 2 east of Chicago).
Los Angeles to Chicago—2 Drawing-rooms, 4 Compartments, 4 Double Bedrooms.
Los Angeles to Chicago—12 Roomettes, 4 Dbl. Bdrm.
Los Angeles to Chicago—14 Sections.
Los Angeles to St. Paul-Minneapolis—6 Secs., 6 Roomettes, 4 Double Bedrooms (204-9-204 east of Omaha).
Reclining Seat Coaches Los Angeles to Chicago (2 cars—all seats reserved).
Coach Lounge Car Los Angeles to Chicago (coach seats reserved).
Dining Car A la carte and club or table d'hote service.

★ NO. 10-12—CITY OF ST. LOUIS—IDAHOAN
Club Lounge Service @ Los Angeles to North Platte.
Standard Sleeping Cars Los Angeles to Omaha—14 Sections.
Los Angeles to Green River—6 Sections, 6 Roomettes, 4 Double Bedrooms (No. 10 to Kansas City).
Los Angeles to Green River—12 Roomettes, 4 Double Bedrooms (No. 10 to St. Louis).
Los Angeles to Cedar City—10 Sec., D.R., Compts., (No. 309 Milford to Cedar City—June 4 to Sept. 9).
Cedar City to Salt Lake City—8 Sections, D.R., Compts. (No. 310 to Milford—June 5 to Sept. 10).
Reclining Seat Coaches Los Angeles to Omaha (not reserved).
Los Angeles to Green River (No. 10 to St. Louis—all seats reserved).
Dining Car Los Angeles to North Platte—a la carte and club or table d'hote service.

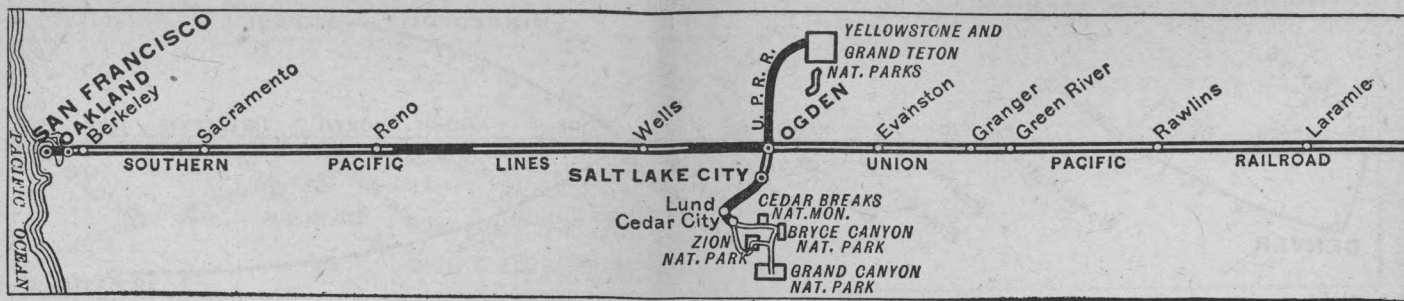
★ NO. 38-24—PONY EXPRESS—GOLD COAST—DAILY
38 to Ogden; 24 to Chicago. Cars to Chicago run via C. & N. W. east of Omaha.
Club Lounge Service @ Los Angeles to Chicago (Radio).
Standard Sleeping Cars Los Angeles to Chicago—10 Sec., 3 Dbl. Bedrooms.
Los Angeles to Chicago—14 Sections.
Los Angeles to Ogden—10 Sections, Drawing Room, Compartment (No. 38 to Kansas City).
Los Angeles to Salt Lake City—10 Roomette, 6 Double Bedrooms (No. 29 to Butte).
Los Angeles to Las Vegas—8 Sec., D.R., 3 Dbl. Bdrms.
Reclining Seat Coaches Los Angeles to Chicago.
Los Angeles to Ogden (No. 38 for Kansas City).
Dining Car Las Vegas to Omaha—a la carte and club or table d'hote service.

Footnotes for Page 9

- ② Club lounge cars are for the exclusive use of standard sleeping car passengers.
- The City of Los Angeles and Los Angeles Limited have lounge cars for coach passengers.
- ③ Conditional stop; see Tables 1 or 3. * Motor Bus between Lund and Cedar City.
- ♦ Motor bus connections at East Los Angeles. See tables 7, 8 and 9 for complete information on bus schedules to and from East Los Angeles.
- Extra fare train; limited handling of baggage, consult agent. See tables 1 and 2.

- ★ Regularly assigned through cars air-conditioned. (f) Stops only on signal.
- Connection with No. 10 is made at Milford, not at Lund.
- (E.S.T.) Eastern standard time. (C.S.T.) Central standard time.
- (M.S.T.) Mountain standard time. (P.S.T.) Pacific standard time.

Time from 12.01 midnight to 12.00 noon shown in light face type.
Time from 12.01 noon to 12.00 midnight shown in heavy face type.



NEW YORK and CHICAGO to SAN FRANCISCO via Omaha

Table B Condensed Schedules All Trains Daily		Streamliner City of San Francisco 101 Daily Example	San Francisco Overland 27 Daily Example	Gold Coast 23 Daily Example
Lv New York (E.S.T.) N.Y.C.			6.10 SAT	
Lv Detroit			6.53 SUN	
Ar Chicago (C.S.T.)			11.30 SUN	
Lv New York (EST) Penn.R.R.			5.45 SAT	
Lv N. Phila., Pa. (E.S.T.)			7.14 SAT	
Ar Chicago (C.S.T.)			9.30 SUN	
C. & N. W.				
Lv Chicago (C.S.T.)		6.00 SUN	3.30 SUN	8.00 SUN
Lv Clinton		8.14	5.55	11.05 SUN
Lv Cedar Rapids		9.25 SUN	7.26 SUN	12.45 MON
Ar Council Bluffs		1.33 MON	12.14 MON	7.02
Ar Omaha		1.45 MON	12.30 MON	7.30 MON
C. & N. W.				
Lv Minneapolis			203-10-203	201-2-201
Lv St. Paul			11.40 SUN	9.25 SUN
Lv Sioux City			12.10	10.10 MON
Ar Omaha			6.25	5.20 SUN
			8.40 SUN	7.45 MON
Union Pacific				
Lv Omaha (C.S.T.)		1.55 MON	12.55 MON	8.20 MON
Ar Fremont				9.16
Ar Columbus				10.12
Ar Kearney				11.30
Ar North Platte (C.S.T.)				12.18
Lv North Platte (M.S.T.)		5.40	6.10	2.15
Ar Sidney		4.45	5.20	1.25
Ar Cheyenne		6.23	7.40	3.55
Lv Cheyenne		8.10	9.50	6.10
Ar Laramie		8.20	10.00	6.20
Ar Rawlins		9.40	11.30	7.50
Ar Rock Springs		11.30	1.45	10.35 MON
Ar Green River				12.55 TUE
Lv Green River		1.40	4.20	1.20
Ar Evanston		1.50	4.40	1.55
Ar Ogden (M.S.T.)		3.30	6.47	4.18
		5.05 MON	8.33 MON	6.15 TUE
Lv Salt Lake City (M.S.T.)			7.15 MON	6.20 TUE
Southern Pacific				
Lv Ogden (M.S.T.)		5.22 MON	8.48 MON	8.15 TUE
Ar Reno (P.S.T.)		1.19 TUE	6.33 TUE	10.40
Ar Truckee			7.33	11.45 TUE
Ar Sacramento		5.44	11.32	4.15 WED
Lv Sacramento		5.50	11.37	4.35
Ar Berkeley		7.21	1.24	6.38
Ar Oakland (16th St.)		7.31	1.35	6.47
Ar Oakland Pier		7.40	1.45	6.57
Ar San Francisco (P.S.T.)		8.15 TUE	2.20 TUE	7.35 WED

Equipment for Page 10

★ **NO. 101—Streamliner CITY OF SAN FRANCISCO—Daily—Extra Fare**
Cars from Chicago run via C. & N. W. to Omaha; U. P. to Ogden; S. P. to San Francisco.

Club Lounge Car @.....Chicago to San Francisco (Radio).
Standard Sleeping Cars.....Chicago to San Francisco—Drawing-rooms, Compts., Double Bedrooms, Duplex Single Bedrooms, Roomettes, Sections.
Reclining Seat—
Leg Rest Coaches.....Chicago to San Francisco—(all seats reserved).
Cafe Lounge Car.....Chicago to San Francisco—Moderately priced meals and lounge for coach passengers.
Dining Car.....A la carte and club or table d'hote service.

★ NO. 27—SAN FRANCISCO OVERLAND—DAILY—NO EXTRA FARE

Cars from Chicago run via C. & N. W. to Omaha; U. P. to Ogden; S. P. to San Francisco.

Club Lounge Car @.....Chicago to San Francisco (Radio).
Standard Sleeping Cars.....New York to San Francisco—10 Roomettes, 6 Double Bedrooms (P.R.R. No. 1 to Chicago).
Car operates every other day—see Page 7.
New York to San Francisco—10 Roomettes, 6 Double Bedrooms (N.Y.C. No. 17 to Chicago).
Car operates every other day—see Page 7.
Chicago to San Francisco—10 Roomettes, 6 Double Bedrooms.
Chicago to San Francisco—2 Drawing-rooms, 4 Compartments, 4 Double Bedrooms.
Chicago to San Francisco—6 Sections, 6 Roomettes, 4 Double Bedrooms.

Chicago to West Yellowstone—10 Sec. 1 D.R., 2 Compt. (Nos. 11-35 from Green River—June 20 to Sept. 4).
Green River to San Francisco—6 Sections, 6 Roomettes, 4 Double Bedrooms (No. 9 from St. Louis).
Salt Lake City to San Francisco—6 Sections, 6 Roomettes, 4 Double Bedrooms (No. 6 to Ogden).

Reclining Seat Coaches.....Chicago to San Francisco (all seats reserved).
Ogden to San Francisco (No. 9 from St. Louis— all seats reserved).
Club Lounge Car.....Chicago to San Francisco (for exclusive use of coach passengers). (Radio).
Dining Car.....A la carte and club or table d'hote service.

★ NO. 23—GOLD COAST—DAILY

Cars from Chicago run via C. & N. W. to Omaha; U. P. to Ogden; S. P. to San Francisco.

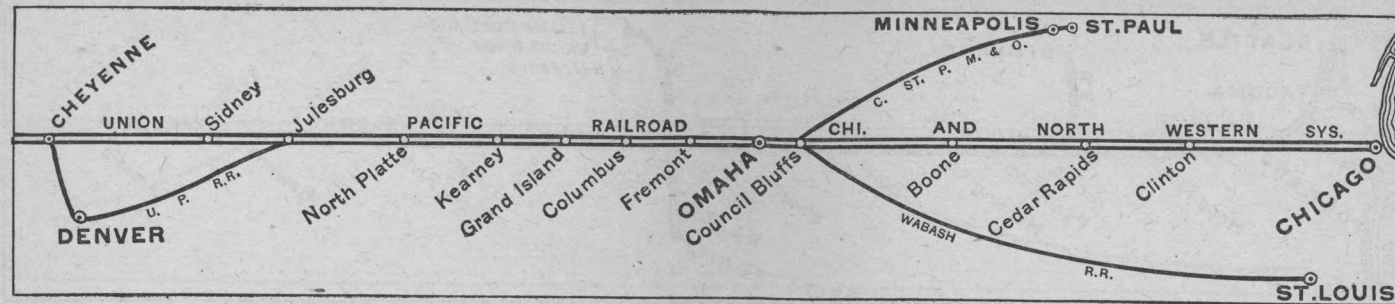
Club Lounge Car @.....Chicago to San Francisco (Radio).
Standard Sleeping Cars.....Chicago to San Francisco—12 Sections, D.R. (3 cars).
Ogden to San Francisco—12 Sections, Drawing-room (No. 37 from Denver).
Reclining Seat Coaches.....Chicago to San Francisco. (Not reserved).
Dining Car.....A la carte and club or table d'hote service.

Footnotes for Page 10

Passengers Use Ferry Steamer between Oakland Pier and San Francisco.

- ⊗ Club lounge cars are for the exclusive use of standard sleeping car passengers. The City of San Francisco and San Francisco Overland have lounge cars for coach passengers.
- ⊠ Conditional stop; see table 1
- Extra fare train; limited handling of baggage, consult agent. See tables 1 and 2.
- (f) Stops only on signal.

- ★ Regularly assigned through cars air-conditioned.
- (E.S.T.) Eastern standard time. (C.S.T.) Central standard time.
- (M.S.T.) Mountain standard time. (P.S.T.) Pacific standard time.
- Time from 12:01 midnight to 12:00 noon shown in light face type.
- Time from 12:01 noon to 12:00 midnight shown in heavy face type.



SAN FRANCISCO to CHICAGO, and NEW YORK via Omaha

Table B Condensed Schedules All Trains Daily		Streamliner City of San Francisco 102 Daily Example	San Francisco Overland 28 Daily Example	Gold Coast 24 Daily Example
Southern Pacific				
Lv San Francisco (P.S.T.)		4.00 SUN	11.00 SUN	6.00 SUN
Ar Oakland Pier		4.30	11.30	6.30
Ar Oakland (16th St.)		4.37	11.38	6.39
Ar Berkeley		4.45	11.46	6.49
Ar Sacramento		6.20	1.35	8.55
Lv Sacramento		6.25	1.40	9.15 SUN
Ar Truckee			5.32	f 1.35 MON
Ar Reno (P.S.T.)		10.51 SUN	6.39 SUN	2.55
Ar Ogden (M.S.T.)		8.40 MON	6.25 MON	6.30 MON
Union Pacific				
Ar Salt Lake City (M.S.T.)			8.10 MON	9.20 MON
Lv Ogden (M.S.T.)		8.55 MON	6.55 MON	7.15 MON
Ar Evanston		10.24	8.45	9.25
Ar Green River		12.05	10.40	11.40 MON
Lv Green River		12.15	10.50	12.15 TUE
Ar Rock Springs				12.38
Ar Rawlins		2.30	1.25	3.20
Ar Laramie		4.20	3.45	6.35
Ar Cheyenne		5.30	5.05	8.15
Lv Cheyenne		5.40	5.20	8.30
Ar Sidney		7.02	7.07	10.20
Ar North Platte (M.S.T.)		8.43	9.10	12.30
Lv North Platte (C.S.T.)		9.48	10.20	1.40
Ar Kearney				3.40
Ar Grand Island		11.40 MON	12.45 TUE	4.45
Ar Columbus				5.52
Ar Fremont				6.49
Ar Omaha		1.50 TUE	3.20 TUE	7.50 TUE
C. & N. W.				
Lv Omaha		2.00 TUE	3.45 TUE	8.30 TUE
Lv Council Bluffs		2.10	3.55	8.45
Ar Cedar Rapids		6.05	8.38	2.35 WED
Ar Clinton		7.20	10.05	4.20
Ar Chicago (C.S.T.)		9.45 TUE	1.00 TUE	7.30 WED
C. & N. W.				
Lv Omaha			(204-9-204)	(202-1-202)
Ar Sioux City			9.25 TUE	10.25 TUE
Ar St. Paul			11.50	1.05 WED
Ar Minneapolis (C.S.T.)			6.15	7.45
			6.50 TUE	8.20 WED
Lv Chicago (C.S.T.) N.Y.C.			6.00 TUE	
Ar New York (E.S.T.)			12.35 WED	
Lv Chicago (C.S.T.) Penn.R.R.			4.30 TUE	
Ar N. Phila., Pa. (E.S.T.)			9.16 WED	
Ar New York (E.S.T.)			10.45 WED	

Equipment for Page 11

★ **NO. 102—Streamliner CITY OF SAN FRANCISCO—Daily—Extra Fare**
Runs via S. P. to Ogden, and via C. & N. W. east of Omaha.

Club Lounge Car @.....San Francisco to Chicago—(Radio).
Standard Sleeping Cars.....San Francisco to Chicago—Drawing rooms, Compts., Double Bedrooms, Duplex Single Bedrooms, Roomettes, Sections.
Reclining Seat—
Leg Rest Coaches.....San Francisco to Chicago—(all seats reserved).
Cafe Lounge Car.....San Francisco to Chicago—Moderately priced meals and lounge for coach passengers.
Dining Car.....A la carte and club or table d'hote service.

★ NO. 28—SAN FRANCISCO OVERLAND—DAILY—No Extra Fare

Runs via S. P. to Ogden, and via C. & N. W. east of Omaha.

Club Lounge Car @.....San Francisco to Chicago (Radio).
Standard Sleeping Cars.....San Francisco to New York—10 Roomettes, 6 Double Bedrooms (P.R.R. No. 70 east of Chicago).
Car operates every other day—see Page 7.
San Francisco to New York—10 Roomettes, 6 Double Bedrooms (N.Y.C. No. 22 east of Chicago).
Car operates every other day—see Page 7.
San Francisco to Chicago—10 Roomettes, 6 Double Bedrooms.
San Francisco to Chicago—2 Drawing-rooms, 4 Compartments, 4 Double Bedrooms.
San Francisco to Chicago—6 Sections, 6 Roomettes, 4 Double Bedrooms.
San Francisco to Ogden—6 Sections, 6 Roomettes, 4 Double Bedrooms (U.P.-Wab. 10 to St. Louis).
San Francisco to Salt Lake City—6 Sections, 6 Roomettes, 4 Double Bedrooms (No. 5 south of Ogden).
West Yellowstone to Chicago—10 Sections, D. R., Compts. (Nos. 36-12 to Green River—June 22 to Sept. 6).

Reclining Seat Coaches.....San Francisco to Chicago (all seats reserved).
San Francisco to Ogden (No. 10 to St. Louis—all seats reserved).
Club Lounge Car.....San Francisco to Chicago (for exclusive use of coach passengers). (Radio).
Dining Car.....A la carte and club or table d'hote service.

★ NO. 24—GOLD COAST—DAILY

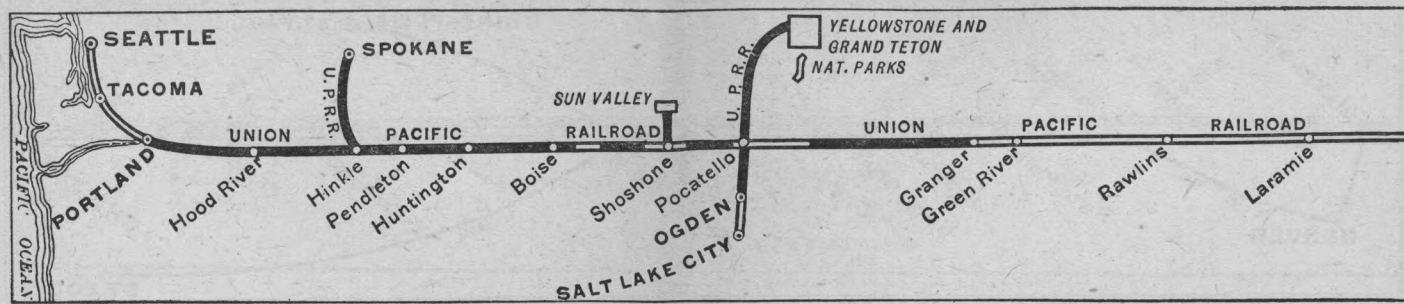
Runs via S. P. to Ogden, and via C. & N. W. east of Omaha.

Club Lounge Car @.....San Francisco to Chicago (Radio).
Standard Sleeping Cars.....San Francisco to Chicago—12 Sections, D.R. (3 cars).
San Francisco to Ogden—12 Sections, Drawing-room (No. 38 to Denver).
Reclining Seat Coaches.....San Francisco to Chicago (not reserved).
Dining Car.....A la carte and club or table d'hote service.

Footnotes for Page 11

Passengers Use Ferry Steamer between San Francisco and Oakland Pier.

- ⊗ Club lounge cars are for the exclusive use of standard sleeping car passengers. The City of San Francisco and San Francisco Overland have lounge cars for coach passengers.
- ⊠ Conditional stop; see Table 2
- Extra fare train; limited handling of baggage, consult agent. See tables 1 and 2.
- (f) Stops only on signal.
- ★ Regularly assigned through cars air-conditioned.
- (E.S.T.) Eastern standard time. (C.S.T.) Central standard time.
- (M.S.T.) Mountain standard time. (P.S.T.) Pacific standard time.
- Time from 12:01 midnight to 12:00 noon shown in light face type.
- Time from 12:01 noon to 12:00 midnight shown in heavy face type.



CHICAGO to PORTLAND and SEATTLE via Omaha

Table C Condensed Schedules All Trains Daily		Streamliner City of Portland 105 Daily Example	Gold Coast- Portland Rose 23-17 Daily Example	Idahoan 11 Daily Example	San Fran. Overland Yel. Spec. 27-11-35 Summer Season Example
C. & N. W.					
Lv Chicago (C.S.T.)	5.30	SUN	8.00	SUN	3.30
Ar Omaha	1.30	MON	7.30	MON	12.30
Union Pacific					
Lv Omaha	1.40	MON	8.20	MON	9.45
" Fremont	2.15	"	9.16	"	10.45
" Columbus	2.40	"	10.12	"	11.44
" Grand Island	3.40	"	11.30	"	1.10
" Kearney	4.15	"	12.18	"	2.05
Ar North Platte (C.S.T.)	5.25	"	2.15	"	4.10
Lv North Platte (M.S.T.)	4.30	"	1.25	"	3.40
" Sidney	6.13	"	3.55	"	6.00
Ar Cheyenne	7.55	"	6.10	"	8.40
Lv Cheyenne	8.05	"	6.20	"	9.00
" Laramie	9.25	"	7.50	"	10.30
" Rawlins	11.15	"	10.35	MON	12.48
" Rock Springs	12.55	"	12.55	TUE	2.58
" Green River	1.35	"	3.25	"	4.30
" Kemmerer	f 2.43	"	5.05	"	5.54
" Montpelier	4.00	"	7.05	"	7.35
Ar Pocatello	5.45	MON	9.35	TUE	10.00
Ar West Yellowstone	(Summer Season)	ason	7.30	TUE	7.30
Lv West Yellowstone	7.30	MON	(Summer Season)	ason	
Lv Pocatello	5.55	MON	10.35	TUE	11.05
Ar Minidoka	7.35	MON	11.50	TUE	12.10
Ar Shoshone	7.35	MON	12.40	TUE	1.00
Lv Shoshone	7.40	MON	12.45	TUE	1.35
Ar Sun Valley (Ketchum)	10.20	MON	3.15	TUE	4.05
Lv Sun Valley (Ketchum)	5.00	MON	10.05	TUE	
Ar Shoshone	7.30	MON	12.35	TUE	
Lv Shoshone	7.35	MON	12.40	TUE	1.00
" Glens Ferry	8.25	"	2.00	"	2.15
" Boise	9.40	"	3.45	"	3.59
" Nampa	10.08	"	4.25	"	4.36
" Ontario	11.40	"	5.25	"	5.35
Ar Huntington (M.S.T.)	11.40	"	6.25	"	6.35
Lv Huntington (P.S.T.)	10.40	"	5.35	"	5.45
" Baker	11.55	MON	6.59	"	7.07
" La Grande	1.05	TUE	8.20	"	8.30
" Pendleton	3.11	"	11.00	TUE	10.50
" Hinkle	3.50	"	12.01	WED	11.30
Lv Arlington	5.35	"	1.55	"	12.39
" The Dalles	f 6.05	"	3.25	"	1.45
" Hood River	f 6.05	"	4.05	"	2.20
Ar Portland	7.30	TUE	6.00	WED	4.00
Lv Portland	8.00	TUE	8.00	WED	5.00
Ar Tacoma	11.01	"	11.01	"	8.05
Ar Seattle (P.S.T.)	11.59	TUE	11.59	WED	9.15

Equipment for Page 12

★ **NO. 105—Streamliner CITY OF PORTLAND—DAILY—No Extra Fare**
C. & N. W. to Omaha; No. 457 Portland-Seattle.
Club Lounge Car... Chicago to Portland (Radio, bath).
Standard Sleeping Cars... Chicago to Portland—2 Drawing Rooms, 4 Compartments, 4 Double Bedrooms.
Chicago to Portland—6 Sections, 6 Roomettes, 4 Double Bedrooms (2 cars).
Reclining Seat—Chicago to Seattle—12 Roomettes, 4 Double Bedrooms.
Leg Rest Coaches... Chicago to Portland (all seats reserved).
Cafe Lounge Car... Chicago to Portland—Moderately priced meals and lounge for coach passengers.
Dining Car... A la carte and club or table d'hote service.

★ **NO. 23-17—GOLD COAST—PORTLAND ROSE—DAILY**
C. & N. W. No. 23 to Omaha; U. P. No. 23 to Green River; No. 17 to Portland.
Club Lounge Service... Chicago to Portland (Radio).
Standard Sleeping Cars... Chicago to Portland—10 Sections, 3 Double Bedrooms.
Pocatello to Spokane—6 Sec., 6 Rmte., 4 Dbl. Bdrm. (No. 10-33 from Los Angeles; No. 20 north of Hinkle).
Green River to Portland—10 Roomettes, 6 Double Bedrooms (No. 17 through from Denver).
Green River to Portland—14 Sections (No. 17 through from Denver).
Green River to Portland—10 Sections, 1 Drawing-room, 2 Compts. (No. 37-17 through from Kansas City).
West Yellowstone to Pocatello—10 Sec., D.R., Compts. (No. 38 to Pocatello—occupancy until 8:00 am).
Reclining Seat Coaches... Chicago to Portland.
Green River to Portland (No. 37-17 through from Kansas City).
Green River to Spokane (No. 17 from Denver—No. 20 north of Hinkle).
Dining Car... Omaha to Portland—a la carte and club or table d'hote service.

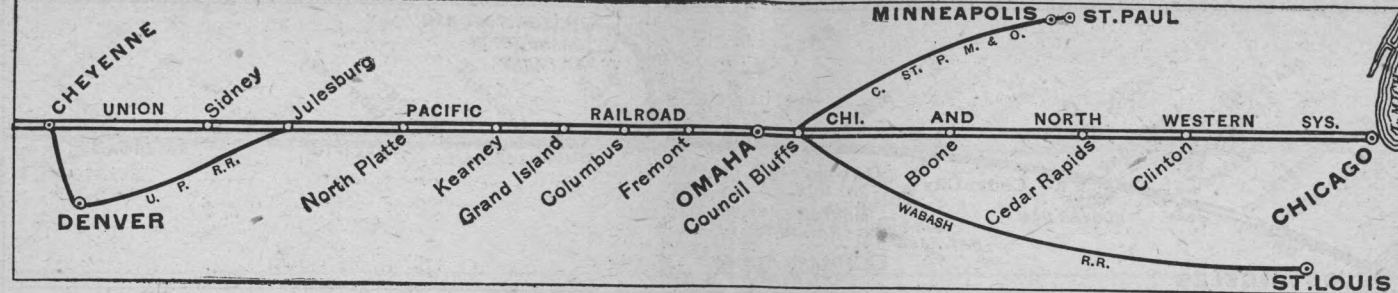
★ **NO. 11—IDAHOAN—DAILY**
No. 11 Omaha to Portland; No. 459 to Seattle.
Club Lounge Car... North Platte to Portland (Radio).
Standard Sleeping Cars... Omaha to Green River—14 Sections (No. 9 thru to Los Angeles).
Green River to Seattle—6 Sections, 6 Roomettes, 4 Double Bedrooms (No. 9 from St. Louis).
Pocatello to Portland—10 Sections, Drawing-room, 1 Compartment (No. 29 from Salt Lake City).
Reclining Seat Coaches... Omaha to Portland (not reserved).
Green River to Portland (No. 9 from St. Louis—all seats reserved).
Pocatello to Portland (No. 29 from Salt Lake City—not reserved).
Dining Car... North Platte to Portland—a la carte and club or table d'hote service.

★ **NO. 27-11-35—SAN FRAN. OVERLAND—YEL'STONE SPECIAL—DAILY**
THRU CARS FROM CHICAGO JUNE 20 THRU SEPT. 2
C. & N. W. No. 27 to Omaha; U. P. No. 27 to Green River; No. 11 to Pocatello; No. 35 to West Yellowstone.
Club Lounge Service... Chicago to West Yellowstone.
Standard Sleeping Car... Chicago to West Yellowstone—10 Sec., D.R., Compts.
Pocatello to West Yellowstone—10 Sec., D.R., Compts.
Reclining Seat Coaches... Chicago to Green River (reserved); Green River to Pocatello; Pocatello to West Yellowstone.
Dining Car... A la carte and club or table d'hote service.

Footnotes for Page 12

- Club lounge cars are for the exclusive use of standard sleeping car passengers.
- The City of Portland and the San Francisco Overland have lounge cars for coach passengers.
- Limited handling of baggage on Train 105; consult agent.
- Conditional stop; see Table 1 or 20. □ Runs via Borie Cut-off; not via Cheyenne.
- Regularly assigned through cars air-conditioned. (f) Stops only on signal.
- Motor Bus. This service is provided passengers arriving or departing Shoshone and holding through rail tickets to and from Sun Valley or Ketchum, Idaho.

West Yellowstone, Montana, is gateway to Yellowstone National Park. Summer Season is from June 22 through September 4.
▲ Daily train No. 459. # Daily train No. 457.
(C.S.T.) Central Standard time. (M.S.T.) Mountain Standard time.
(P.S.T.) Pacific Standard time.
Time from 12.01 midnight to 12.00 noon shown in light face type.
Time from 12.01 noon to 12.00 midnight shown in heavy face type.



SEATTLE and PORTLAND to CHICAGO via Omaha

Table C Condensed Schedules All Trains Daily		Streamliner City of Portland 106 Daily Example	Portland Rose Gold Coast 18-24 Daily Example	Idahoan- 12 Daily Example	Yel. Spec. San Fran. Overland 36-12-28 Summer Season Example
Union Pacific					
Lv Seattle (P.S.T.)	12.30	SUN	4.45	SUN	11.45
Ar Tacoma	1.25	"	5.52	"	1.15
Ar Portland	4.30	SUN	9.15	SUN	6.45
Lv Portland	5.30	SUN	9.45	SUN	8.10
" Hood River	f 6.45	"	11.13	"	9.38
" The Dalles	7.15	"	11.50	SUN	10.15
" Arlington	8.55	"	12.49	MON	11.15
" Hinkle	9.35	"	2.15	"	12.20
" Pendleton	11.40	SUN	3.11	"	1.10
" La Grande	12.40	MON	5.50	"	3.45
Ar Baker	2.05	"	7.07	"	4.56
Ar Huntington (P.S.T.)	3.05	"	8.30	"	6.20
Lv Huntington (M.S.T.)	4.36	"	9.40	"	7.30
" Ontario	5.00	"	10.35	"	8.25
" Nampa	6.10	"	11.40	"	9.27
" Boise	7.05	MON	12.10	"	10.15
" Glens Ferry	8.45	MON	1.50	"	12.05
Ar Shoshone	9.40	MON	3.00	MON	1.30
Lv Shoshone	7.10	MON	3.05	MON	1.35
Ar Sun Valley (Ketchum)	9.40	MON	5.35	MON	4.05
Lv Sun Valley (Ketchum)	4.30	MON	12.25	MON	10.55
Ar Shoshone	7.00	MON	2.55	MON	1.25
Lv Shoshone	7.05	MON	3.00	MON	1.30
Ar Minidoka	8.45	MON	3.55	"	2.30
Ar Pocatello	8.45	MON	5.05	MON	3.40
Ar West Yellowstone	7.30	TUE	(Summer Season)	ason	
Lv West Yellowstone	(Summer Season)	ason	7.30	MON	7.30
Lv Pocatello	8.55	MON	5.25	MON	4.10
" Montpelier	10.45	"	7.55	"	6.45
" Kemmerer	f 12.03	"	9.41	MON	8.27
" Green River	1.25	"	12.15	TUE	11.00
" Rock Springs	3.40	"	12.38	"	11.22
" Rawlins	5.30	"	3.20	"	1.45
" Laramie	6.40	"	6.35	"	4.05
Ar Cheyenne	6.40	"	8.15	"	5.25
Lv Cheyenne	6.50	"	8.30	"	6.05
" Sidney	8.12	"	10.20	"	8.30
Ar North Platte (M.S.T.)	9.53	"	12.30	"	11.00
Lv North Platte (C.S.T.)	10.58	MON	1.40	"	12.45
" Kearney	12.50	TUE	3.40	"	2.39
" Grand Island	1.25	"	4.45	"	3.50
" Columbus	3.00	"	5.52	"	5.10
" Fremont	4.30	"	6.49	"	6.08
Ar Omaha	3.00	TUE	7.50	TUE	7.00
C. & N. W.					
Lv Omaha	3.10	TUE	8.30	TUE	8.00
Ar Chicago (C.S.T.)	11.20	TUE	7.30	WED	8.15

Equipment for Page 13

★ **NO. 106—Streamliner CITY OF PORTLAND—Daily—No Extra Fare**
C. & N. W. east of Omaha; No. 408 Seattle-Portland.
Club Lounge Car... Portland to Chicago (Radio, bath).
Standard Sleeping Cars... Portland to Chicago—2 Drawing-rooms, 4 Compartments, 4 Double Bedrooms.
Portland to Chicago—6 Sec., 6 Rmte., 4 Dbl Bdrm (2 cars).
Seattle to Chicago—12 Roomettes, 4 Double Bdrm.
Reclining Seat—Portland to Chicago (all seats reserved).
Cafe Lounge Car... Portland to Chicago—Moderately priced meals and lounge for coach passengers.
Dining Car... A la carte and club or table d'hote service.

★ **NO. 18-24—PORTLAND ROSE—GOLD COAST—DAILY**
No. 18 to Green River; No. 24 to Chicago; C. & N. W. east of Omaha.
Club Lounge Car Service... Portland to Chicago (Radio).
Standard Sleeping Cars... Portland to Chicago—10 Sections, 3 Double Bedrooms.
Portland to Green River—10 Roomettes, 6 Double Bedrooms (No. 18 through to Denver).
Portland to Green River—14 Sections (No. 18 through to Denver).
Portland to Green River—10 Sections, 1 Drawing-room, 2 Compartments (No. 18-38 through to Kansas City).
Spokane to Pocatello—6 Sec., 6 Rmte., 4 Dbl. Bdrm. (No. 19 to Hinkle; No. 34-9 to Los Angeles).
Pocatello to West Yellowstone—10 Sec., D.R., Compts. (No. 35 from Pocatello—Open 9:00 pm).
Reclining Seat Coaches... Portland to Chicago.
Portland to Green River (No. 18-38 to Kansas City).
Spokane to Green River (No. 19 to Hinkle—No. 18 through to Denver).
Portland to Omaha—a la carte and club or table d'hote.

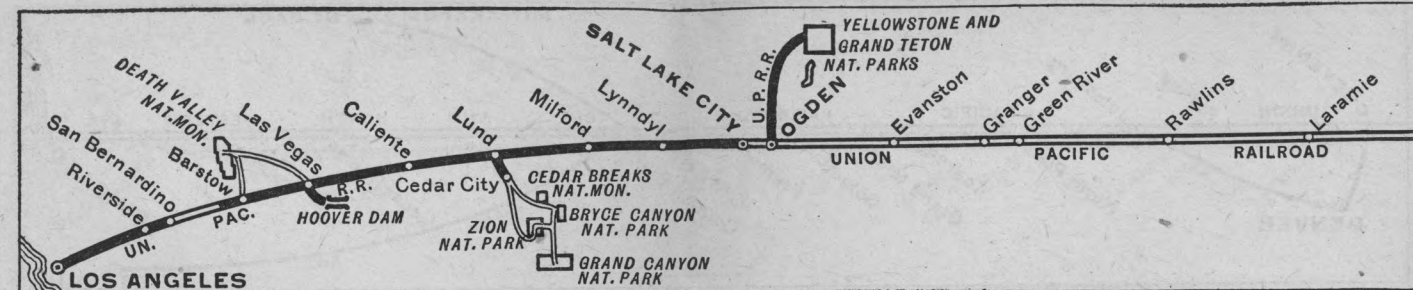
★ **NO. 12—IDAHOAN—DAILY**
No. 402 to Portland; No. 12 to Omaha.
Club Lounge Car... Portland to North Platte (Radio).
Standard Sleeping Cars... Seattle to Green River—6 Sections, 6 Roomettes, 4 Double Bdrm. (U.P.-Wab. 10 through to St. Louis).
Portland to Pocatello—10 Sections, 1 Drawing-room, 1 Compartment (No. 30 through to Salt Lake City).
Boise to Pocatello—10 Sections, 3 Double Bedrooms (No. 32 through to Salt Lake City).
Green River to Omaha—14 Sections, (No. 10 thru from Los Angeles).
Reclining Seat Coaches... Portland to Omaha (not reserved).
Portland to Green River (No. 10 through to St. Louis—all seats reserved).
Portland to Pocatello (No. 30 to Salt Lake City—not reserved).
Dining Car... Portland to North Platte—a la carte and club or table d'hote service.

★ **NO. 36-12-23—YEL'STONE SPECIAL—SAN FRAN. OVERLAND—DAILY**
THRU CARS FROM WEST YELLOWSTONE JUNE 22 THRU SEPT. 6.
No. 36 to Pocatello; No. 12 to Green River; No. 28 to Chicago; C. & N. W. east of Omaha.
Club Lounge Service... West Yellowstone to Chicago.
Standard Sleeping Car... West Yellowstone to Chicago—10 Sec., D.R., Compts.
West Yellowstone to Pocatello—10 Sections, Drawing-room, Compartments (occupancy 8:00 a.m.).
Reclining Seat Coaches... West Yellowstone to Pocatello; Pocatello to Green River; Green River to Chicago (reserved).
Dining Car... A la carte and club or table d'hote service.

Footnotes for Page 13

- Club lounge cars are for the exclusive use of standard sleeping car passengers.
- The City of Portland and the San Francisco Overland have lounge cars for coach passengers.
- Limited checking of baggage on Train 106; consult agent.
- No. 14, local from Omaha to Chicago, carries no through cars from Union Pacific.
- Motor Bus. This service is provided passengers arriving or departing Shoshone and holding through rail tickets to and from Sun Valley or Ketchum, Idaho.

West Yellowstone, Montana, is gateway to Yellowstone National Park. Summer Season is from June 22 through September 4.
□ Conditional stop; see Table 2 or 20.
Daily train No. 458. ▲ Daily train No. 402. † Daily Train No. 408
★ Regularly assigned through cars air-conditioned. (f) Stops only on signal.
(C.S.T.) Central Standard time. (M.S.T.) Mountain Standard time.
(P.S.T.) Pacific Standard time.
Time from 12.01 midnight to 12.00 noon shown in light face type.
Time from 12.01 noon to 12.00 midnight shown in heavy face type.



ST. LOUIS and KANSAS CITY to LOS ANGELES via Denver

Table D
Condensed Schedules
All Trains Daily

	Streamliner City of St. Louis 9 Example	Pony Express 37 Example	Utah Parks Summer Service 9-309 310-9 Example
Lv St. Louis (Wabash) (C.S.T.)	4.00 SUN	4.00 SUN	4.00 SUN
Ar Kansas City	9.00 SUN	9.00 SUN	9.00 SUN
Lv Kansas City (Union Pacific)	9.30 SUN	11.59 SUN	9.30 SUN
" Lawrence	11.27 " "	12.59 MON	11.27 " "
" Topeka	10.37 " "	1.42 " "	10.37 " "
" Manhattan	11.27 " "	2.44 " "	11.27 " "
" Junction City	11.55 SUN	3.29 " "	11.55 SUN
" Salina	12.45 MON	5.04 " "	12.45 MON
Ar Ellis (M.S.T.)	2.49 " "	8.00 " "	2.49 " "
Lv Ellis (M.S.T.)	1.58 " "	7.30 " "	1.58 " "
" Oakley	3.08 " "	9.20 " "	3.08 " "
Ar Denver	7.40 " "	3.30 " "	7.40 " "
Lv Denver	8.15 " "	8.10 " "	8.10 " "
" La Salle	9.20 " "	9.03 MON	9.03 MON
Ar Cheyenne	10.50 " "	6.27 MON	10.50 " "
Lv Cheyenne	11.20 MON	9.18 MON	11.20 MON
" Lamarie	1.19 " "	11.45 MON	1.19 " "
" Rawlins	4.10 " "	2.45 TUE	4.10 " "
" Green River	6.15 " "	4.50 " "	6.15 " "
" Evanston	8.05 " "	6.35 " "	8.05 " "
Ar Ogden	8.35 " "	7.00 " "	8.35 " "
Lv Ogden	9.30 " "	8.00 " "	9.30 " "
Ar Salt Lake City	10.15 MON	9.30 " "	10.15 MON
Lv Salt Lake City	2.00 TUE	2.10 " "	4.10 TUE
Ar Milford	2.45 TUE	2.52 TUE	...
Ar Cedar City (Bryce-Grand Canyon)	3.50 TUE	4.00 TUE	6.30 TUE
Lv Cedar City (Zion Nat'l Parks-Kaibab Nat'l Forest)	10.45 MON	1.30 TUE	10.05 MON
Lv Lund (M.S.T.)	2.45 TUE	2.52 TUE	...
Ar Caliente (P.S.T.)	3.54 " "	4.00 " "	3.54 TUE
Ar Las Vegas	6.55 " "	7.10 " "	6.55 TUE
Lv Las Vegas	7.10 " "	7.40 TUE	7.10 " "
" Barstow	10.53 " "	12.25 WED	10.53 " "
Ar San Bernardino	12.55 " "	2.40 " "	12.55 " "
" Riverside	1.25 " "	3.20 " "	1.25 " "
" East Los Angeles	2.30 " "	5.25 " "	2.30 " "
Ar Los Angeles (P.S.T.)	3.00 TUE	6.00 WED	3.00 TUE
Ar Alhambra	2.55 TUE	5.50 WED	2.55 TUE
Ar Pasadena	3.10 " "	6.05 " "	3.10 " "
Ar Glendale (City)	3.30 TUE	6.25 WED	3.30 TUE
Ar Anaheim	3.40 TUE	6.35 WED	3.40 TUE
Ar Long Beach	3.25 TUE	6.20 WED	3.25 TUE
Ar San Pedro (P.S.T.)	3.50 TUE	6.45 WED	3.50 TUE

Equipment for Page 14

★ **NO. 9—Streamliner CITY OF ST. LOUIS—DAILY**
Wabash 9 to Kansas City; No. 9 to Los Angeles.
Club Lounge Car @..... St. Louis to Los Angeles (Radio).
Standard Sleeping Cars... St. Louis to Los Angeles—12 Rmte., 4 Double Bdrm. St. Louis to Green River—6 Sections, 6 Roomettes, 4 Double Bedrooms (No. 27 to San Francisco). St. Louis to Green River—6 Sections, 6 Roomettes, 4 Double Bedrooms (No. 11-459 to Seattle). Kansas City to Denver—6 Sec., 6 Rmte., 4 Dbl. Bdrm. Green River to Los Angeles—14 Sections (No. 11 from Omaha). Salt Lake City to Los Angeles—6 Sections, 6 Roomettes, 4 Double Bdrm. (Nos. 19-18-34 from Spokane). Salt Lake City to Cedar City—8 Sec., 1 D.R., 2 Compts. (No. 309 beyond Milford—Summer Season). Cedar City to Los Angeles—10 Sections, D.R. Compts, (No. 310 to Milford—Summer Season).

Reclining Seat Coaches... St. Louis to Los Angeles. St. Louis to Green River (No. 11 to Portland). St. Louis to Ogden (No. 27 to San Francisco). Gr. River to Los Angeles (from Omaha) (not reserved).

Dining Car..... A la carte and club or table d'hote service.

★ **NO. 37—PONY EXPRESS—DAILY**
Club Lounge Car @..... Denver to Los Angeles (Radio).
Standard Sleeping Cars... Kansas City to Los Angeles—10 Sections, Drawing Room, Compartment (open 10.00 p.m.). Denver to Salt Lake—6 Sec., 6 Rmte., 4 Dbl. Bdrms. Salt Lake City to Los Angeles—10 Roomettes, 6 Double Bedrooms (No. 30 from Butte). Ogden to Los Angeles—10 Sections, 3 Double Bedrooms (No. 23 from Chicago). Ogden to Los Angeles—14 Sec. (No. 23 from Chicago). Las Vegas to Los Angeles—8 Sec., D.R., 3 Dbl. Bdrms. Kansas City and Ogden to Los Angeles. Kansas City to Ogden (S. P. No. 23 to San Francisco). East of Las Vegas—a la carte and club or table d'hote.

Footnotes for Page 14

⊗ Club lounge cars are for the exclusive use of standard sleeping car passengers.

★ Regularly assigned through cars air-conditioned. (f) Stops only on signal.

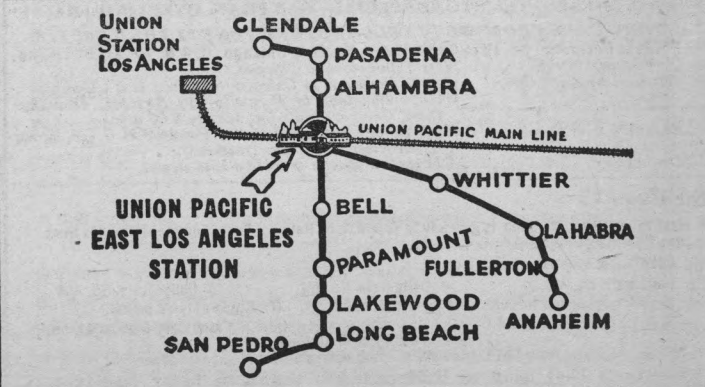
▲ Motor Bus between Lund and Cedar City. □ Conditional stop; see Table 24.

◆ Motor bus connections with main line trains at East Los Angeles. See tables 7, 8 and 9 for complete information on bus schedules to and from East Los Angeles.

□ Connection with No. 9 is made at Milford, not at Lund.

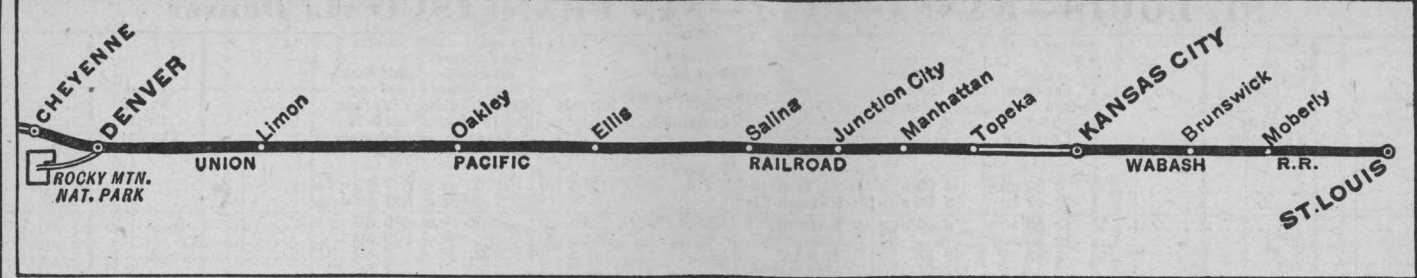
(C.T.) Central time. (M.T.) Mountain time. (P.T.) Pacific time.

Time from 12.01 midnight to 12.00 noon shown in light face type.
Time from 12.01 noon to 12.00 midnight shown in heavy face type.



Union Pacific Motor Coach Service TO AND FROM EAST LOS ANGELES, CALIF.

- The Union Pacific maintains a passenger station at East Los Angeles, from which it operates motor coaches direct to Glendale, Pasadena, Alhambra, San Pedro, Long Beach, Anaheim, Fullerton, La Habra, Whittier and intermediate points. See Tables 7, 8 and 9 on page 31 for local schedules of all motor coaches.
- Passengers ticketed for those places may leave train at East Los Angeles where waiting motor coaches will take them direct to destination without extra charge. Baggage too, can be checked through to any of those places. These motor coaches also deliver eastbound passengers to the East Los Angeles station.



LOS ANGELES to KANSAS CITY and ST. LOUIS via Denver

Table D
Condensed Schedules
All Trains Daily

	Streamliner City of St. Louis 10 Example	Pony Express 38 Example	Utah Parks Summer Service 10-309 310-10 Example
Lv San Pedro (P.S.T.)	8.50 SUN	5.20 SUN	8.50 SUN
Lv Long Beach	9.25 SUN	5.55 SUN	9.25 SUN
Lv Anaheim	9.20 SUN	5.50 SUN	9.20 SUN
Lv Glendale (City)	9.25 SUN	5.55 SUN	9.25 SUN
Lv Pasadena	9.50 " "	6.20 " "	9.50 " "
Lv Alhambra	10.05 SUN	6.35 SUN	10.05 SUN
Lv Los Angeles (P.S.T.)	10.30 SUN	7.00 SUN	10.30 SUN
" East Los Angeles	10.50 " "	7.25 " "	10.50 " "
" Riverside	11.55 " "	8.55 " "	11.55 " "
" San Bernardino	12.20 " "	9.45 " "	12.20 " "
" Barstow	2.25 " "	11.59 SUN	2.25 " "
" Las Vegas	6.30 " "	5.30 MON	6.30 " "
Lv Caliente (P.S.T.)	9.10 SUN	8.30 " "	9.10 SUN
Ar Lund (M.S.T.)	12.04 MON	11.40 MON	...
Ar Cedar City (Bryce-Grand Canyon)	3.50 MON	12.45 MON	6.30 MON
Lv Cedar City (Zion Nat'l Parks-Kaibab Nat'l Forest)	10.45 SUN	10.15 MON	10.05 SUN
Lv Lund (M.S.T.)	12.04 MON	11.40 MON	...
Ar Milford	12.55 " "	12.30 " "	12.55 MON
Ar Salt Lake City	4.45 " "	5.00 " "	4.45 " "
Lv Salt Lake City	5.05 " "	5.30 " "	5.05 " "
Ar Ogden	6.00 " "	6.25 " "	6.00 " "
Lv Ogden	6.50 " "	7.10 " "	6.50 " "
" Evanston	8.34 " "	8.57 " "	8.34 " "
" Green River	10.45 " "	11.10 MON	10.45 " "
" Rawlins	1.05 " "	1.55 TUE	1.05 " "
" Lamarie	3.10 MON	4.15 TUE	3.10 MON
Ar Cheyenne	2.45 MON	3.10 MON	2.45 MON
Lv Cheyenne	2.45 MON	3.10 MON	2.45 MON
" La Salle	4.15 MON	4.15 TUE	4.15 MON
Ar Denver	6.15 MON	8.00 TUE	6.15 MON
Lv Denver	6.45 MON	9.00 TUE	6.45 MON
" Oakley	10.49 MON	1.33 " "	10.49 " "
Ar Ellis (M.S.T.)	11.59 MON	2.55 " "	11.59 MON
Lv Ellis (C.S.T.)	1.08 TUE	4.05 " "	1.08 TUE
" Salina	3.10 " "	6.25 " "	3.10 " "
" Junction City	4.12 " "	7.30 " "	4.12 " "
" Manhattan	4.37 " "	7.55 " "	4.37 " "
" Topeka	5.27 " "	8.55 " "	5.27 " "
" Lawrence	6.45 " "	9.30 " "	6.45 " "
Ar Kansas City	6.45 TUE	10.30 TUE	6.45 TUE
Lv Kansas City (Wabash)	7.00 TUE	11.59 TUE	7.00 TUE
Ar St. Louis (C.T.)	11.59 TUE	7.35 WED	11.59 TUE

Equipment for Page 15

★ **NO. 10—Streamliner CITY OF ST. LOUIS—DAILY**
No. 10 to Kansas City; Wabash 10 to St. Louis.
Club Lounge Car @..... Los Angeles to St. Louis (Radio).
Standard Sleeping Cars... Los Angeles to St. Louis—12 Rmte., 4 Dbl. Bdrm. Los Angeles to Green River—14 Sec. (No. 12 to Omaha). Los Angeles to Salt Lake City—6 Sec., 6 Roomettes, 4 Double Bedrooms, (Nos. 33-17-20 thru to Spokane). Los Angeles to Cedar City—10 Sec., D.R., Compts. (No. 309 Milford to Cedar City—June 4 to Sept. 9). Cedar City to Salt Lake City—8 Sec., D.R., Compts. (No. 310 to Milford—June 5 to Sept. 10). Ogden to St. Louis—6 Sections, 6 Roomettes, 4 Double Bedrooms (No. 28 from San Francisco). Green River to St. Louis—6 Sections, 6 Roomettes, 4 Double Bedrooms (No. 402-12 from Seattle). Denver to Kansas City—6 Sec., 6 Rmte., 4 Dbl. Bdrm. Los Angeles to St. Louis. Green River to St. Louis (No. 12 from Portland). Ogden to St. Louis (No. 28 from San Francisco). Los Angeles to Green River (for Omaha) (not reserved). A la carte and club or table d'hote service.

Reclining Seat Coaches... (All Seats Reserved)...

Dining Car..... A la carte and club or table d'hote service.

★ **NO. 38—PONY EXPRESS—DAILY**
Club Lounge Car @..... Los Angeles to Denver (Radio).
Standard Sleeping Cars... Los Angeles to Kansas City—10 Sections, D.R., Compt. Los Angeles to Ogden—10 Sec., 3 Dbl. Bdrms. (No. 24 to Chicago). Los Angeles to Ogden—14 Sections (No. 24 to Chicago). Los Angeles to Salt Lake City—10 Roomettes, 6 Double Bedrooms (No. 29 through to Butte). Los Angeles to Las Vegas—8 Sec., D.R., 3 Dbl. Bdrms. Salt Lake City to Denver—6 Sections, 6 Roomettes, 4 Double Bedrooms. Ogden to Denver—12 Sections, D. R. (S.P. 24 from San Francisco). Los Angeles to Ogden and Kansas City. Ogden to Kansas City (S.P. 24 from San Francisco). East of Las Vegas—a la carte and club or table d'hote.

Footnotes for Page 15

⊗ Club lounge cars are for the exclusive use of standard sleeping car passengers.

★ Regularly assigned through cars air-conditioned. (f) Stops only on signal.

▲ Motor Bus between Lund and Cedar City. □ Conditional stop; see Table 24.

◆ Motor bus connections with main line trains at East Los Angeles. See tables 7, 8 and 9 for complete information on bus schedules to and from East Los Angeles.

□ Connection with No. 10 is made at Milford, not at Lund.

(C.T.) Central time. (M.T.) Mountain time. (P.T.) Pacific time.

Time from 12.01 midnight to 12.00 noon shown in light face type.
Time from 12.01 noon to 12.00 midnight shown in heavy face type.

Advantages of COAST-TO-COAST SLEEPING CAR SERVICE

- The schedules shown in Tables on pages 6 and 7 of this folder provide a convenient service for the coast-to-coast traveler, at No Extra Fare.
 - This service eliminates the necessity of changing trains or transferring from one station to another in Chicago.
- It gives the traveler a choice of two fine routes between the Atlantic Coast and Chicago, and the service of the famous Overland Route between Chicago and California.

For Dependable Transportation—Be Specific, Say "UNION PACIFIC"

ST. LOUIS—KANSAS CITY—SAN FRANCISCO via Denver

Table E Condensed Schedules All Trains Daily. Includes columns for Local No. 57 Daily Example, Pony Express-Gold Coast 37-23 Example, Streamliner City of St. Louis-San Francisco Overland 9-27 Example, San Francisco Overland-Streamliner City of St. Louis 28-10 Example, Gold Coast-Pony Express 24-38 Example, and Local No. 52 Daily Example. Lists routes like Wabash, Kansas City, and Ogden with departure times.

Equipment for Page 16

★ NO. 9-27—Streamliner—CITY OF ST. LOUIS—SAN FRANCISCO OVERLAND—DAILY

Wabash No. 9 to Kansas City; No. 9 to Green River; No. 27 to Ogden; S. P. No. 27 to San Francisco.

Club Lounge Service @... St. Louis to San Francisco (Radio). Standard Sleeping Cars... St. Louis to San Francisco—6 Sections, 6 Roomettes, 4 Double Bedrooms.

St. Louis to Green River—6 Sections, 6 Roomettes, 4 Double Bedrooms (No. 11-459 to Seattle).

St. Louis to Green River—12 Roomettes 4 Double Bedrooms (No. 9 to Los Angeles).

Kansas City to Denver—6 Sections, 6 Roomettes, 4 Double Bedrooms.

Salt Lake City to San Francisco—6 Sections, 6 Roomettes, 4 Double Bedrooms. (No. 6 to Ogden).

Reclining Seat Coaches... St. Louis to San Francisco. St. Louis to Green River (No. 9 to Los Angeles).

Dining Car... A la carte and club or table d'hote service.

★ NO. 37-23—PONY EXPRESS—GOLD COAST—DAILY

No. 37 to Ogden; S. P. No. 23 to San Francisco.

Club Lounge Service @... Denver to San Francisco (Radio). Standard Sleeping Cars... Kansas City to Ogden—10 Sections, Drawing Room, Compt. (No. 37 to Los Angeles—open 10:00 p.m.).

Kansas City to Denver—10 Sections, 1 Drawing-room, 2 Compartments (No. 17 through to Portland).

Denver to San Francisco—12 Sections, D. R. Denver to Ogden—6 Sections, 6 Roomettes, 4 Double Bedrooms (No. 37 to Salt Lake City).

Reclining Seat Coach... Kansas City to San Francisco.

Dining Car... A la carte and club or table d'hote service.

★ NO. 28-10—SAN FRANCISCO OVERLAND—Streamliner—CITY OF ST. LOUIS—DAILY

S. P. No. 28 to Ogden; No. 10 to Kansas City; Wabash No. 10 to St. Louis

Club Lounge Service @... San Francisco to St. Louis (Radio). Standard Sleeping Cars... San Francisco to St. Louis—6 Sections, 6 Roomettes, 4 Double Bedrooms.

San Francisco to Salt Lake City—6 Sections, 6 Roomettes, 4 Double Bedrooms. (No. 5 south of Ogden).

Ogden to St. Louis—12 Roomettes, 4 Double Bedrooms (No. 10 from Los Angeles).

Green River to St. Louis—6 Sections, 6 Roomettes, 4 Double Bedrooms (Nos. 402-12 from Seattle).

Denver to Kansas City—6 Sections, 6 Roomettes, 4 Double Bedrooms (occupancy 7:30 a.m.).

Reclining Seat Coaches... San Francisco to St. Louis. Ogden to St. Louis (No. 10 from Los Angeles).

Dining Car... A la carte and club or table d'hote service.

★ NO. 24-38—GOLD COAST—PONY EXPRESS—DAILY

S. P. No. 24 to Ogden; No. 38 to Kansas City.

Club Lounge Service @... San Francisco to Denver. (Radio). Standard Sleeping Cars... San Francisco to Denver—12 Sections, D. R.

Ogden to Kansas City—10 Sections, Drawing Room; Compartment (No. 38 from Los Angeles).

Ogden to Denver—6 Sections, 6 Roomettes, 4 Double Bedrooms (No. 38 from Salt Lake City).

Reclining Seat Coach... San Francisco to Kansas City.

Dining Car... A la carte and club or table d'hote service.

Footnotes for Page 16

Club lounge cars are for the exclusive use of standard sleeping car passengers. Conditional stop; see table 24. Regularly assigned through cars air-conditioned.

(C.S.T.) Central standard time. (M.S.T.) Mountain standard time. (P.S.T.) Pacific standard time. Time from 12.01 noon to 12.00 midnight shown in light face type. Time from 12.01 noon to 12.00 midnight shown in heavy face type.

ST. LOUIS—KANSAS CITY—PORTLAND—SEATTLE via Denver

Table F Condensed Schedules All Trains Daily. Includes columns for Local No. 57 Daily, Pony Express-Portland Rose 37-17 Example, Streamliner City of St. Louis Idahoan 9-11 Example, Idahoan-Streamliner City of St. Louis 12-10 Example, Portland Rose-Pony Express 18-38 Example, and Local No. 52 Daily. Lists routes like St. Louis, Kansas City, and West Yellowstone with departure times.

Equipment for Page 17

★ NO. 9-11—Streamliner—CITY OF ST. LOUIS—IDAHOAN—DAILY

Wabash 9 to Kansas City; 9 to Green River; 11 to Portland; 459 to Seattle.

Club Lounge Service @... St. Louis to Portland (Radio). Standard Sleeping Cars... St. Louis to Seattle—6 Sec., 6 Rmte., 4 Dbl. Bdrm.

St. Louis to Green River—12 Roomettes, 4 Double Bedrooms (No. 9 to Los Angeles).

St. Louis to Green River—6 Sections, 6 Roomettes, 4 Double Bedrooms (No. 27 to San Francisco).

Kansas City to Denver—6 Sec., 6 Rmte., 4 Dbl. Bdrm. Green River to West Yellowstone—10 Sections, D. R., Compts. (C&NW-UP No. 27 Chicago to Green River; No. 11 to Pocatello; No. 35 beyond—Summer Season).

Pocatello to Portland—10 Sections, 1 Drawing-room, 1 Compartment (No. 29 from Salt Lake City).

Reclining Seat Coaches... St. Louis to Portland (all seats reserved). St. Louis to Green River (No. 9 to Los Angeles—all reserved).

St. Louis to Green River (No. 9-27 to San Francisco—all reserved).

Green River to Portland (No. 11 from Omaha—not reserved).

Pocatello to Portland (29 from S.L. City—not resvd). A la carte and club or table d'hote service.

★ NO. 37-17—PONY EXPRESS—PORTLAND ROSE—DAILY

No. 37 to Denver; No. 17 to Portland.

Club Lounge Car @... Denver to Portland (Radio). Standard Sleeping Cars... Kansas City to Portland—10 Sections, 1 Drawing-room, 2 Compartments (open 10:00 p.m.).

Kansas City to Denver—10 Sections, Drawing Room, Compartment (No. 37 to Los Angeles).

Denver to Portland—10 Rmte., 6 Dbl. Bdrms. Denver to Portland—14 Sections.

West Yellowstone to Pocatello—10 Sec., D.R., Compts. (No. 36 to Pocatello—occupancy until 8:00 a.m.).

Reclining Seat Coaches... Kansas City to Portland; Denver to Hinkle (No. 20 to Spokane).

Dining Car... A la carte and club or table d'hote.

★ NO. 12-10—IDAHOAN—Streamliner—CITY OF ST. LOUIS—DAILY

402 to Portland; 12 to Green River; 10 to Kansas City; Wab. 10 to St. Louis.

Club Lounge Service @... Portland to St. Louis (Radio). Standard Sleeping Cars... Seattle to St. Louis—6 Sec., 6 Rmte., 4 Dbl. Bdrm.

Portland to Pocatello—10 Sec., D. R., Compt., (No. 30 to Salt Lake City).

Green River to St. Louis—12 Roomettes, 4 Double Bedrooms (No. 10 from Los Angeles).

Green River to St. Louis—6 Sections, 6 Roomettes, 4 Dbl. Bedrooms (No. 28-10 from San Francisco).

Denver to Kansas City—6 Sections, 6 Roomettes, 4 Double Bedrooms. (Occupancy 7:30 a.m.).

West Yellowstone to Green River—10 Sections, D. R., Compts. (No. 36 to Pocatello; No. 12 to Green River; No. 28 to Cheyenne and Chicago—Summer Season).

Reclining Seat Coaches... Portland to St. Louis (all seats reserved). Portland to Pocatello (No. 30 to Salt Lake City—not reserved).

Portland to Green River (No. 12 through to Omaha—not reserved).

Green River to St. Louis (No. 10 from Los Angeles—all seats reserved).

Green River to St. Louis (No. 28-10 from San Francisco—all seats reserved).

Dining Car... A la carte and club or table d'hote service.

★ NO. 18-38—PORTLAND ROSE—PONY EXPRESS—DAILY

No. 18 to Denver; No. 38 to Kansas City.

Club Lounge Car @... Portland to Denver (Radio). Standard Sleeping Cars... Portland to Kansas City—10 Sec., D.R., Compts.

Portland to Denver 10 Rmte., 6 Dbl. Bdrms. Portland to Denver—14 Sections.

Pocatello to West Yellowstone—10 Sec., D.R., Compts. (No. 35 from Pocatello—open 9:30 p.m.).

Denver to Kansas City—10 Sections, Drawing Room, Compartment (No. 38 from Los Angeles).

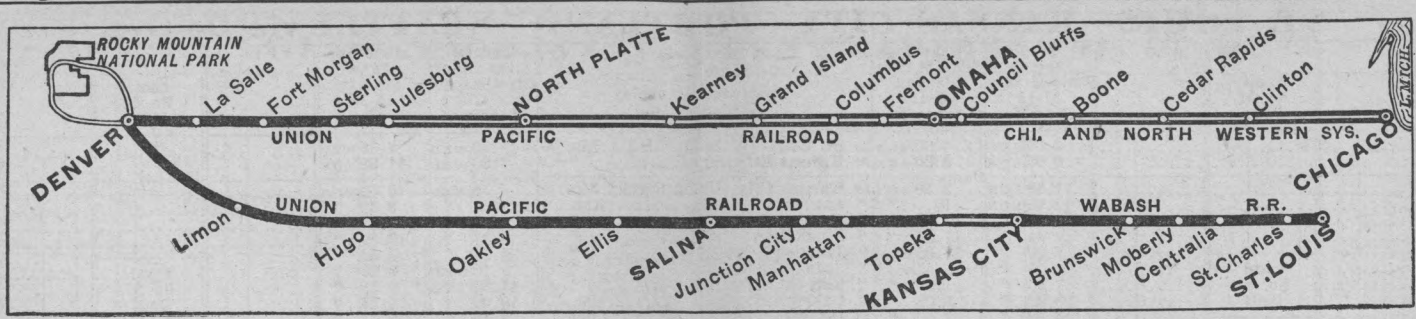
Reclining Seat Coaches... Portland to Kansas City; Hinkle to Denver. (from Spokane).

Dining Car... A la carte and club or table d'hote.

Footnotes for Page 17

Regularly assigned through cars air conditioned. Conditional stop; see Table 24. Club lounge cars are for the exclusive use of standard sleeping car passengers. West Yellowstone, Montana, is gateway to Yellowstone National Park. Service during summer season only, June 22 through September 4.

Motor Bus. This service is provided passengers arriving or departing Shoshone and holding through rail tickets to and from Sun Valley or Ketchum, Idaho. Daily train No. 459. Daily train No. 457. Daily train No. 458. Daily train No. 402.



CHICAGO-MINNEAPOLIS-OMAHA-DENVER

Table G Condensed Schedules All Trains Daily		Streamliner City of Denver 111 Example	National Parks Special 11-85 Winter Season	National Parks Special 1-85 Summer Season
C. & N. W.				
Lv Chicago (C.S.T.)	4.00	SUN		12.01
Ar Omaha	11.40	SUN		9.00
C. & N. W.				
Lv Minneapolis (C.S.T.)	11.40	SUN	11.40	11.40
" St. Paul	12.10	"	12.10	12.10
" Sioux City	6.25	"	6.25	6.25
Ar Omaha	8.40	SUN	8.40	8.40
Union Pacific				
Lv Omaha (C.S.T.)	11.50	SUN	9.45	9.35
" Fremont			10.45	10.21
" Schuyler			11.18	
" Columbus	1.02	MON	11.44	11.07
" Central City			12.30	
" Grand Island	1.57	"	1.10	12.20
" Kearney	2.35	"	2.05	12.59
" Lexington			2.45	
Ar North Platte (C.S.T.)	3.55	"	4.10	2.30
Lv North Platte (M.S.T.)	3.00	"	3.35	1.50
" Ogallala			4.25	
" Julesburg	f 4.14	"	5.15	3.20
" Sterling	5.09	"	6.25	4.35
" Fort Morgan			f 7.10	f 6.20
" La Salle	6.34	"	8.13	6.20
Ar Denver (M.S.T.)	7.30	MON	9.15	7.20

Equipment for Table G

★ **NO. 111—Streamliner CITY OF DENVER—DAILY**
Train runs via C. & N. W. to Omaha; thence U. P.
Club Lounge Car @ Chicago to Denver (Radio).
Observation Sleeping Car @ Chicago to Denver—6 Double Bedrooms.
Standard Sleeping Cars... Chicago to Denver—Drawing-room, Compts., Bed-rooms, Roomettes, Sections (4 cars).
Reclining Seat Coaches... Chicago to Denver (2 cars—all seats reserved).
Dining Car... A la carte and club or table d'hote service.

★ **NO. 11-85—NATIONAL PARKS SPECIAL—DAILY—(Sept. 6—June 13)**
No. 11 to North Platte; No. 85 to Denver.
Standard Sleeping Cars... Omaha to Denver—12 Sections, 2 Double Bedrooms.
Reclining Seat Coaches... Omaha to Denver (not reserved).
Cafe Lounge Car... A la carte and club or table d'hote service. North Platte to Denver.

★ **NO. 1-85 NATIONAL PARKS SPECIAL—(June 14—Sept. 5)**
C. & N. W. No. 1 to Omaha; U. P. No. 85 to Denver.
Club Lounge Service @ Chicago to Denver.
Standard Sleeping Cars... Chicago to Denver—8 Sections, 5 Double Bedrooms. Omaha to Denver—12 Sections, 2 Double Bedrooms.
Reclining Seat Coaches... Chicago to Denver (all seats reserved). Omaha to Denver (not reserved).
Dining Car... A la carte and club or table d'hote service.

DENVER-OMAHA-MINNEAPOLIS-CHICAGO

Table G Condensed Schedules All Trains Daily		Streamliner City of Denver 112 Example	National Parks Special 86-12 Winter Season	National Parks Special 86-2 Summer Season
Union Pacific				
Lv Denver (M.S.T.)	3.30	SUN	6.00	5.00
" La Salle	4.18	"	6.57	6.06
" Fort Morgan				
" Sterling	5.37	"	8.42	7.42
" Julesburg	6.27	"	9.55	8.50
" Ogallala				
Ar North Platte (M.S.T.)	7.32	"	11.15	10.10
Lv North Platte (C.S.T.)	8.37	"	12.45	11.25
" Lexington			1.55	
" Kearney	9.50	"	2.39	12.47
" Grand Island	10.27	"	3.50	1.40
" Central City			4.15	
" Columbus	11.19	"	5.10	2.40
" Schuyler			5.30	
" Fremont		SUN	6.08	3.28
Ar Omaha (C.S.T.)	12.35	MON	7.00	4.10
C. & N. W.				
Lv Omaha	12.45	MON	8.00	4.30
Ar Chicago (C.S.T.)	8.35	MON	8.15	2.00
C. & N. W.				
Lv Omaha			9.25	9.25
Ar Sioux City			11.50	11.50
" St. Paul			6.15	6.15
Ar Minneapolis (C.S.T.)			6.50	6.50

Equipment for Table G

★ **NO. 112—Streamliner CITY OF DENVER—DAILY**
Train runs via C. & N. W. east of Omaha.
Club Lounge Car @ Denver to Chicago (Radio).
Observation Sleeping Car @ Denver to Chicago—6 Double Bedrooms.
Standard Sleeping Cars... Denver to Chicago—Drawing-room, Compts., Bed-rooms, Roomettes, Sections (4 cars).
Reclining Seat Coaches... Denver to Chicago (2 cars—all seats reserved).
Dining Car... A la carte and club or table d'hote service.

★ **NO. 86-12—NATIONAL PARKS SPECIAL—DAILY—(Sept. 7—June 14)**
No. 86 to North Platte; No. 12 to Omaha.
Standard Sleeping Car... Denver to Omaha—12 Sections, 2 Double Bedrooms. (Occupancy until 7:30 a.m.).
Reclining Seat Coach... Denver to Omaha (not reserved).
Cafe Lounge Car... A la carte and club or table d'hote service. Denver to North Platte.

★ **NO. 86-2 NATIONAL PARKS SPECIAL (June 15—Sept. 6)**
No. 86 to Omaha; C. & N. W. No. 2 to Chicago.
Club Lounge Service @ Denver to Chicago.
Standard Sleeping Cars... Denver to Chicago—8 Sections, 5 Double Bedrooms. Denver to Omaha—12 Sections, 2 Double Bedrooms. (Occupancy until 7:30 a.m.).
Reclining Seat Coaches... Denver to Chicago (all seats reserved). Denver to Omaha (not reserved).
Dining Car... A la carte and club or table d'hote service.

Footnotes for Page 18

☉ Club lounge cars are for the exclusive use of standard sleeping car passengers.
☐ Conditional stop; see Tables 17 or 24.
★ Regularly assigned through cars air-conditioned.
(f) Stops only on signal.

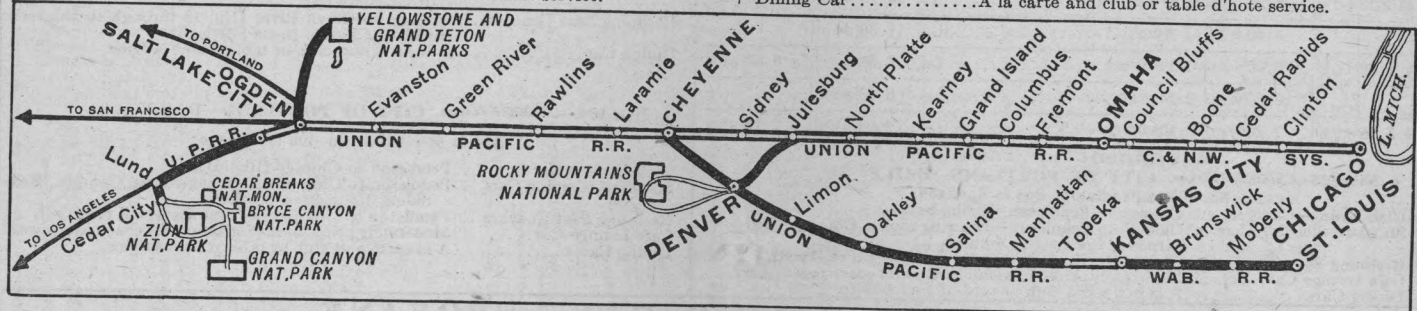
(C.S.T.) Central Standard time. (M.S.T.) Mountain Standard time.
Time from 12.01 noon to 12.00 midnight shown in light face type.
Time from 12.01 noon to 12.00 midnight shown in heavy face type.

ST. LOUIS-KANSAS CITY-DENVER

The Kansan 39 Example	Pony Express 37 Example	Strmliner City of St. Louis 9 Example	Table H Condensed Schedules All Trains Daily	Strmliner City of St. Louis 10 Example	Pony Express 38 Example	The Kansan 40 Example
	4.00	4.00	Wabash	11.59	7.35	
	9.00	9.00	Ar ST. Louis (C.S.T.)	7.00	11.59	
6.30	11.59	9.30	Lv Kansas City	6.45	10.30	11.30
7.16	12.59		Lv Kansas City, Kans.			
7.51	1.42	10.37	Ar Lawrence	5.27	8.55	10.35
8.21			Ar Topeka			9.32
8.34			Ar St. Marys			9.16
8.50	2.44	11.27	Ar Wamego			8.58
9.25	3.09		Ar Junction City	4.37	7.55	8.37
9.45	3.29	11.55	Ar Chapman			8.31
			Ar Detroit			
10.17	4.04		Ar Abilene		6.55	7.58
			Ar Solomon			
10.55	5.04	12.45	Ar Salina	3.10	6.25	7.30
Ar	8.00	2.49	Ar Ellis (C.S.T.)	1.08	4.05	
	7.30	1.58	Lv Ellis (M.S.T.)	11.59	2.55	
	9.20	3.08	Ar Oakley	10.49	1.33	
	12.45	5.33	Ar Hugo	8.29	10.51	
	1.08	5.55	Ar Limon	8.12	10.33	
	3.30	7.40	Ar Denver (M.S.T.)	6.45	9.00	

Equipment for Table H

★ **NO. 38—PONY EXPRESS—DAILY**
Standard Sleeping Cars... Denver to Kansas City—10 Sections, Drawing Room, Compartment (from L. A.).
Denver to Kansas City—10 Sec., D.R., 2 Compt. (No. 18 from Portland).
Reclining Seat Coach... Denver to Kansas City (from Los Angeles).
Dining Car... A la carte and club or table d'hote service.



DENVER-SALT LAKE CITY

Local No. 57 Daily	Pony Express 37 Example	Strmliner City of St. Louis 9 Example	Table J Condensed Schedules All Trains Daily	Strmliner City of St. Louis 10 Example	Pony Express 38 Example	Local 52 Daily
8.15	5.35	8.10	Lv Denver (M.S.T.)	6.15	8.00	5.20
9.20	6.27	9.03	Ar La Salle			4.15
10.50	7.19	10.03	Ar Cheyenne	3.10	4.15	2.45
Ar	9.18	11.20	Ar Laramie			
	11.45	1.19	Ar Rawlins	1.05	1.55	
	2.45	4.10	Ar Green River	10.45	11.10	
	4.50	6.15	Ar Evanston	8.34	8.57	
	6.35	8.05	Ar Ogden	6.50	7.10	
	8.00	9.30	Ar Salt Lake City	5.05	5.30	

Equipment for Table J

★ **NO. 37—PONY EXPRESS—DAILY**
Club Lounge Car @ Denver to Salt Lake City (Radio).
Standard Sleeping Cars... Denver to Salt Lake City—10 Sections, Drawing Room, Compartment (for Los Angeles).
Denver to Salt Lake City—6 Sections, 6 Roomettes, 4 Double Bedrooms.
Reclining Seat Coaches... Denver to Salt Lake City (for Los Angeles).
Dining Car... A la carte and club or table d'hote service.

Footnotes for Page 19

☉ Club lounge cars are for the exclusive use of standard sleeping car passengers.
★ Regularly assigned through cars air-conditioned. ☐ Conditional stop; see Tables 17, 24 or 30.
(C.S.T.) Central Standard time. (M.S.T.) Mountain Standard time.
Time from 12.01 midnight to 12.00 noon shown in light face type. (f) stops only on signal.
Time from 12.01 noon to 12.00 midnight shown in heavy face type.

Equipment for Table H

★ **NO. 9—Streamliner CITY OF ST. LOUIS—DAILY**
Wabash 9 to Kansas City; U. P. 9 to Denver
Club Lounge Car @ St. Louis to Denver (Radio).
Standard Sleeping Cars... St. Louis to Denver—12 Roomettes, 4 Double Bedrooms (for Los Angeles).
Kansas City to Denver—6 Sec., 6 Rmte., 4 Dbl. Bdrm.
Reclining Seat Coaches... St. Louis to Denver (all reserved—for Los Angeles).
Dining Car... A la carte and club or table d'hote service.

★ **NO. 37—PONY EXPRESS—DAILY**
Standard Sleeping Cars... Kansas City to Denver—10 Sections, Drawing Room, Compartment (for Los Angeles).
Kansas City to Denver—10 Sec., D.R., 2 Compt. (No. 17 to Portland). (open 10:00 p.m.).
Reclining Seat Coach... Kansas City to Denver (for Los Angeles).
Dining Car... A la carte and club or table d'hote service.

★ **NO. 10—Streamliner CITY OF ST. LOUIS—DAILY**
U. P. 10 to Kansas City; Wabash 10 to St. Louis.
Club Lounge Car @ Denver to St. Louis (Radio).
Standard Sleeping Cars... Denver to St. Louis—12 Roomettes, 4 Double Bedrooms (from Los Angeles).
Denver to Kansas City—6 Sec., 6 Rmte., 4 Dbl. Bdrm. (Occupancy 7:30 a.m.).
Reclining Seat Coaches... Denver to St. Louis (all reserved—from Los Angeles).
Dining Car... A la carte and club or table d'hote service.

Equipment for Table J

★ **NO. 9—CITY OF ST. LOUIS—DAILY**
Club Lounge Car @ Denver to Salt Lake City (Radio).
Standard Sleeping Cars... Denver to Salt Lake City—12 Roomettes, 4 Double Bedrooms (from St. Louis—for Los Angeles).
Reclining Seat Coaches... Denver to Salt Lake City (all reserved—from St. Louis—for Los Angeles).
Dining Car... A la carte and club or table d'hote service.

★ **NO. 10—CITY OF ST. LOUIS—DAILY**
Club Lounge Car @ Salt Lake City to Denver (Radio).
Standard Sleeping Cars... Salt Lake City to Denver—12 Roomettes, 4 Double Bedrooms (from Los Angeles—for St. Louis).
Reclining Seat Coaches... Salt Lake City to Denver (all reserved—from Los Angeles).
Dining Car... A la carte and club or table d'hote service.

★ **NO. 38—PONY EXPRESS—DAILY**
Club Lounge Car @ Salt Lake City to Denver (Radio).
Standard Sleeping Cars... Salt Lake City to Denver—10 Sections, Drawing Room, Compartment (from Los Angeles).
Salt Lake City to Denver—6 Sections, 6 Roomettes, 4 Double Bedrooms.
Reclining Seat Coaches... Salt Lake City to Denver (from Los Angeles).
Dining Car... A la Carte and club or table d'hote service.



CHICAGO — OMAHA — SPOKANE

No. 105 - Bus Example	No. 23-17-20 Example	Table K Condensed Schedules All Trains Daily	No. 19-18-24 Example	Bus - No. 106 Example
5.30 SUN	8.00 SUN	Lv Chicago (C.T.) C. & N. W. Ar	7.30 WED	11.20 TUE
1.40 MON	8.20 MON	Lv Omaha (Union Pacific) Ar	7.50 TUE	3.00 TUE
5.25 "	1.15 "	Lv North Platte (C.T.) Ar	1.40 "	10.58 MON
4.30 "	1.25 "	Lv North Platte (M.T.) Ar	12.30 "	9.53 "
8.05 "	6.20 MON	Lv Cheyenne Ar	8.30 TUE	6.50 "
5.55 "	10.35 TUE	Lv Pocatello Ar	5.25 MON	8.55 "
9.40 "	3.45 "	Lv Boise Ar	12.10 "	5.00 "
11.40 "	6.25 "	Lv Huntington (M.T.) Ar	9.40 "	3.05 "
10.40 MON	5.35 "	Lv Huntington (P.T.) Ar	8.30 "	2.05 MON
3.11 TUE	11.00 "	Lv Pendleton Ar	3.11 "	9.35 SUN
8.30 TUE	11.00 TUE	Lv Pendleton Ar	3.11 "	9.00 SUN
	12.01 WED	Lv Hinkle Ar	2.15 "	
	f 3.20 "	Lv Wallula Ar	12.40 MON	
	7.50 WED	Ar Yakima Ar	8.00 SUN	
10.02 TUE	5.25 WED	Ar Walla Walla Ar	10.15 SUN	7.30 SUN
	4.40 WED	Ar Ayer Ar	11.30 SUN	
1.32 TUE	8.25 WED	Ar Lewiston Ar	7.30 SUN	3.50 SUN
	8.50 WED	Ar Moscow Ar	6.45 SUN	
3.15 TUE	7.20 WED	Ar Spokane (P.T.) Ar	9.00 SUN	2.15 SUN

★ NO. 23-17-20—GOLD COAST—PORTLAND ROSE—DAILY

No. 23 to Green River; No. 17 to Hinkle; No. 20 to Spokane.
 Club Lounge Service @... Chicago to Spokane.
 Standard Sleeping Cars... Chicago to Hinkle—10 Sections, 3 Double Bedrooms (for Portland).
 Pocatello to Spokane—6 Sec., 6 Rmte., 4 Dbl. Bdrm. (No. 10-33 from Los Angeles and Salt Lake City).
 Reclining Seat Coaches... Chicago to Hinkle (for Portland).
 Green River to Spokane (No. 17 through from Denver).
 Dining Car... A la carte and club or table d'hote service.

★ NO. 19-18-24—PORTLAND ROSE—GOLD COAST—DAILY

No. 19 to Hinkle; No. 18 to Green River; No. 24 to Chicago.
 Club Lounge Service @... Spokane to Chicago.
 Standard Sleeping Cars... Spokane to Pocatello—6 Sec., 6 Rmte., 4 Dbl. Bdrm. (No. 34-9 to Salt Lake City and Los Angeles).
 Hinkle to Chicago—10 Sections, 3 Double Bedrooms (from Portland).
 Reclining Seat Coaches... Spokane to Green River (No. 18 through to Denver).
 Hinkle to Chicago (from Portland).
 Dining Car... A la carte and club or table d'hote service.

★ NO. 106—Streamliner CITY OF PORTLAND—DAILY

Bus to Pendleton; No. 106 to Chicago.
 Club Lounge Car @... Pendleton to Chicago (Radio, bath).
 Standard Sleeping Cars... Pendleton to Chicago—Drawing rooms, Compts., Bedrooms, Roomettes, Sections.
 Reclining Seat Coaches... Pendleton to Chicago (leg rest seats—all reserved).
 Cafe Lounge Car... Moderately priced meals and lounge for coach passengers.
 Dining Car... A la carte and club or table d'hote service.

ST. LOUIS — KANSAS CITY — SPOKANE

No. 37-17-20 Example	Table L Condensed Schedules All Trains Daily	No. 19-18-38 Example
4.00 SUN	Lv St. Louis (C.T.) Wabash Ar	7.35 WED
9.00 "	Lv Kansas City (Union Pacific) Ar	11.59 TUE
11.59 SUN	Lv Denver (M.T.) Ar	10.30 "
5.40 MON	Lv Pocatello Ar	8.10 TUE
10.35 TUE	Lv Pendleton (P.T.) Ar	5.25 MON
11.00 "	Lv Pendleton Ar	3.11 "
11.00 TUE	Lv Hinkle Ar	3.11 "
2.40 WED	Lv Wallula Ar	2.15 "
f 3.20 WED	Ar Yakima Ar	12.40 MON
7.50 WED	Ar Walla Walla Ar	8.00 SUN
5.25 "	Ar Ayer Ar	10.15 "
f 3.20 "	Ar Lewiston Ar	12.40 MON
4.40 "	Ar Moscow Ar	11.30 SUN
8.25 "	Ar Spokane (P.T.) Ar	7.30 "
8.50 "		6.45 "
4.40 "		11.30 "
6.45 "		9.25 "
7.20 WED		9.00 SUN

★ NO. 37-17-20—PONY EXPRESS—PORTLAND ROSE—DAILY

No. 37 to Denver; No. 17 to Hinkle; No. 20 to Spokane.
 Club Lounge Service @... Denver to Spokane.
 Standard Sleeping Cars... Kansas City to Hinkle—10 Sections, 1 Drawing-room, 2 Compartments (open 10:00 p.m.) (for Portland).
 Denver to Hinkle—10 Roomettes, 6 Double Bedrooms (for Portland).
 Pocatello to Spokane—6 Sections, 6 Roomettes, 4 Double Bedrooms (No. 9-33 from Los Angeles and Salt Lake City).
 Reclining Seat Coaches... Kansas City to Denver—Denver to Spokane.
 Dining Car... A la carte and club or table d'hote service.

★ NO. 19-18-38—PORTLAND ROSE—PONY EXPRESS—DAILY

No. 19 to Hinkle; No. 18 to Denver; No. 38 to Kansas City.
 Club Lounge Service @... Spokane to Denver.
 Standard Sleeping Cars... Spokane to Pocatello—6 Sec., 6 Rmte., 4 Dbl. Bdrm. (No. 34-9 to Salt Lake City and Los Angeles).
 Hinkle to Denver—10 Roomettes, 6 Double Bedrooms (from Portland).
 Hinkle to Kansas City—10 Sections, 1 Drawing-room, 2 Compartments (from Portland).
 Reclining Seat Coaches... Spokane to Denver—Denver to Kansas City.
 Dining Car... A la carte and club or table d'hote service.

Footnotes for Page 20

⊙ Club lounge cars are for the exclusive use of standard sleeping car passengers. The City of Portland has a lounge car for coach passengers.
 ★ Regularly assigned through cars air-conditioned.
 † Via Overland Greyhound Bus north of Pendleton.
 (C.T.) Central time. (M.T.) Mountain time. (P.T.) Pacific time.
 Time from 12.01 noon to 12.00 midnight shown in light face type.
 Time from 12.01 noon to 12.00 midnight shown in heavy face type.

CHICAGO — ST. LOUIS — KANSAS CITY — WEST YELLOWSTONE — VICTOR

City of St. Louis Yellowstone Special 9-11-35-47	San Fran. Overland Yel. Special No. 27-11-35-47 Example	Table O Summer Season All Trains Daily	Yel. Special San Fran. Overland No. 48-36-12-28 Example	Yellowstone Special City of St. Louis 48-36-12-10
12.30 MON	3.30 SUN	Lv Chicago (C.S.T.) C. & N. W. Ar	1.00 TUE	11.58 TUE
12.55 MON	9.00 "	Lv Omaha Ar	3.45 "	7.00 "
9.50 MON	9.30 SUN	Lv Omaha (Union Pacific) Ar	3.20 TUE	6.45 TUE
	7.40 MON	Lv Cheyenne (M.S.T.) Ar	5.20 MON	6.45 MON
4.00 SUN	8.10 "	Lv St. Louis (C.S.T.) (Wab.) Ar		6.15 "
9.00 "	8.10 "	Lv Kansas City Ar		
9.30 SUN	8.10 "	Lv Denver (M.S.T.) Ar		
7.40 MON	8.10 "	Lv Denver Ar		
8.10 "	8.10 "	Lv Cheyenne Ar		
Via Borie		Lv Cheyenne (M.S.T.) Ar	5.05 MON	Via Borie
3.20 MON	10.00 MON	Lv Green River Ar	10.50 "	10.45 MON
4.30 "	4.30 "	Lv Green River Ar	9.50 "	9.50 "
10.00 MON	10.00 MON	Lv Pocatello Ar	4.10 "	4.10 "
1.45 TUE	1.45 TUE	Lv Blackfoot Ar	1.35 "	1.35 "
2.30 "	2.30 "	Lv Idaho Falls Ar	12.50 "	12.50 "
3.30 "	3.30 "	Lv Ashton Ar	12.05 MON	12.05 MON
5.10 TUE	5.10 TUE	Lv Ashton Ar	7.10 SUN	7.10 SUN
5.20 TUE	5.20 TUE	Lv Victor Ar	9.55 SUN	9.55 SUN
7.00 TUE	7.00 TUE	Lv West Yellowstone (M.S.T.) Ar	8.15 SUN	8.15 SUN
7.30 TUE	7.30 TUE	Lv West Yellowstone (M.S.T.) Ar	7.30 SUN	7.30 SUN

★ 9-11-35-47 CITY OF ST. LOUIS—YELLOWSTONE SPECIAL—DAILY

Wabash 9 St. Louis to Kansas City; No. 9 to Green River; No. 11 to Pocatello; No. 35 to Ashton and West Yellowstone; 47 to Ashton and Victor
 Club Lounge Service... St. Louis to West Yellowstone.
 Standard Sleeping Car... St. Louis to West Yellowstone—Sections and Rooms (requires car to car change after leaving Green River).
 Reclining Seat Coaches... St. Louis to Pocatello (all seats reserved).
 Dining Car... A la carte and club or table d'hote service.

★ 48-36-12-28 YEL'STONE SPECIAL—SAN FRAN. OVERLAND—DAILY

No. 48 Victor to Ashton; No. 36 West Yellowstone and Ashton to Pocatello; No. 12 to Green River; No. 28 to Chicago; C. & N. W. east of Omaha
 Club Lounge Service... West Yellowstone to Chicago.
 Standard Sleeping Car... West Yellowstone to Chicago—10 Sec., D. R., Compts.
 Reclining Seat Coaches... Victor to Ashton; West Yellowstone to Pocatello; Pocatello to Green River (not reserved); Green River to Chicago (reserved).
 Dining Car... A la carte and club or table d'hote service.

★ No. 48-36-12-10 YEL'STONE SPECIAL—CITY OF ST. LOUIS—DAILY

No. 48 to Ashton; No. 36 West Yellowstone and Ashton to Pocatello; No. 12 Pocatello to Green River; No. 10 to St. Louis; Wabash east of Kansas City.
 Club Lounge Service... West Yellowstone to St. Louis.
 Standard Sleeping Car... West Yellowstone to St. Louis—Sections and Rooms (requires car to car change before arrival Green River).
 Reclining Seat Coaches... Victor to Ashton; West Yellowstone to Pocatello (not reserved); Pocatello to St. Louis (all seats reserved).
 Dining Car... A la carte and club or table d'hote service.

LOS ANGELES — SALT LAKE CITY — WEST YELLOWSTONE — BUTTE

Yellowstone Special 38-35-47 Example	City of St. Louis Northwest Special 10-33-31 Example	Butte Special 38-29 Example	Table R Condensed Schedules All Trains Daily	Butte Special 30-37 Example	Northwest Special City of St. Louis 32-34-9 Example	Yellowstone Special 48-36-37 Example
7.00 SU	10.30 SU	7.00 SU	Lv Los Angeles (P.S.T.) Ar	6.00 TU	3.00 MO	6.00 TU
7.25 "	10.50 "	7.25 "	Lv East Los Angeles Ar	5.25 "	2.30 "	5.25 "
8.55 "	11.55 "	8.55 "	Lv Riverside Ar	3.20 "	1.25 "	3.20 "
9.35 "	12.15 "	9.35 "	Lv San Bernardino Ar	2.50 "	1.00 "	2.50 "
9.45 "	12.20 "	9.45 "	Lv San Bernardino Ar	2.40 "	12.55 "	2.40 "
11.59 SU	2.25 "	11.59 SU	Lv Barstow Ar	12.25 TU	10.53 "	12.25 TU
5.00 MO	6.15 "	5.00 MO	Lv Las Vegas Ar	7.40 MO	7.10 "	7.40 MO
5.30 "	6.30 "	5.30 "	Lv Las Vegas Ar	7.10 "	6.55 "	7.10 "
8.30 "	9.10 SU	8.30 "	Lv Caliente (P.S.T.) Ar	4.00 "	3.54 "	4.00 "
11.40 "	12.04 MO	11.40 "	Lv Lund (M.S.T.) Ar	2.52 "	2.45 "	2.52 "
12.30 "	12.55 "	12.30 "	Lv Milford Ar	2.10 "	2.00 "	2.10 "
2.10 "	f 2.25 "	2.10 "	Lv Lynnndyl Ar	12.10 "	12.10 "	12.10 "
5.00 "	4.45 "	5.00 "	Lv Salt Lake City Ar	9.30 "	10.15 SU	9.30 "
8.00 "	5.30 "	8.00 "	Lv Salt Lake City Ar	8.55 "	10.00 "	8.55 "
8.55 "	6.20 "	8.55 "	Lv Ogden Ar	7.55 "	9.10 "	7.55 "
9.10 MO	6.50 "	9.10 MO	Lv Ogden Ar	7.30 "	8.50 "	7.30 "
12.45 TU	10.10 "	10.45 "	Lv Pocatello Ar	4.15 "	5.35 "	4.15 "
1.45 "	10.40 "	11.30 MO	Lv Pocatello Ar	3.30 "	4.45 "	1.35 "
2.30 "	11.30 "	12.10 TU	Lv Blackfoot Ar	2.47 "	4.00 "	12.50 "
3.25 TU	12.25 MO	1.00 TU	Lv Idaho Falls Ar	2.10 MO	3.15 SU	12.05 MO
3.30 TU	7.00 TU		Lv Idaho Falls Ar	2.30 SU	11.45 SU	
4.30 "	8.05 "		Lv St. Anthony Ar	1.18 "	10.34 "	
5.10 TU	8.35 TU		Lv Ashton Ar	12.55 SU	10.10 SU	
5.20 TU	8.40 TU		Lv Ashton Ar	12.50 SU	9.55 SU	
7.00 TU	10.20 TU		Lv Victor Ar	11.10 SU	8.15 SU	
7.30 TU			Lv West Yellowstone Ar		7.30 SU	
			Lv Idaho Falls Ar	1.00 TU		
			Lv Dubois Ar	2.23 "		
			Lv Spencer Ar	2.44 "		
			Lv Lima Ar	3.50 "		
			Lv Lima Ar	4.00 "		
			Lv Armstead Ar	4.42 "		
			Lv Dillon Ar	5.11 "		
			Lv Melrose Ar	6.05 "		
			Lv Silver Bow Ar	7.10 "		
			Lv Butte (M.S.T.) Ar	7.30 TU		

★ NO. 38-29—PONY EXPRESS—BUTTE SPECIAL—DAILY

No. 38 to Salt Lake City; No. 29 to Butte.
 Club Lounge Car @... Los Angeles to Butte.
 Standard Sleeping Cars... Los Angeles to Butte—10 Roomettes, 6 Double Bdrms. Salt Lake City to Butte—12 Sections, Drawing Room.
 Reclining Seat Coaches... Los Angeles to Salt Lake City; Salt Lake City to Butte.
 Dining Car... Las Vegas to Salt Lake City; Salt Lake City to Butte.

★ NO. 10-33—NORTHWEST SPECIAL—DAILY

No. 10 to Salt Lake City; No. 33 to Idaho Falls; No. 31 to Victor.
 Club Lounge Service @... Los Angeles to Pocatello.
 Standard Sleeping Cars... Los Angeles to Pocatello—6 Sec., 6 Rmte., 4 Dbl. Bdrm. No. 17-20 thru to Spokane.

★ NO. 30-37—BUTTE SPECIAL—PONY EXPRESS—DAILY

No. 30 to Salt Lake City; No. 37 to Los Angeles.
 Club Lounge Car @... Butte to Los Angeles.
 Standard Sleeping Cars... Butte to Los Angeles—10 Roomettes, 6 Double Bdrms. Butte to Salt Lake City—12 Sections, Drawing Room.

★ NO. 34-9—NORTHWEST SPECIAL—DAILY

No. 34 to Salt Lake City; No. 9 to Los Angeles.
 Club Lounge Service @... Pocatello to Los Angeles.
 Standard Sleeping Cars... Pocatello to Los Angeles—6 Sec. 6 Rmte; 4 Dbl. Bdrm. (Nos. 19-18 thru from Spokane).
 Reclining Seat Coaches... Ashton to Salt Lake City.
 Dining Car... Salt Lake City to Los Angeles.

★ NO. 38-35-47—PONY EXPRESS—YEL'STONE SPECIAL—DAILY

No. 38 to Salt Lake City; No. 35 to Pocatello, Ashton and West Yellowstone; No. 47 Ashton to Victor.
 Club Lounge Service @... Los Angeles to West Yellowstone.
 Standard Sleeping Cars... Salt Lake to West Yellowstone—6 Compts., 3 D.R. Salt Lake City to West Yellowstone—14 Sections. Salt Lake City to Victor—8 Sec., 1 D.R., 2 Compts. Pocatello to West Yellowstone—10 Sections, 1 Drawing-room, 2 Compts. (open 9:30 p.m.).

★ NO. 48-36-37—YEL'STONE SPECIAL—PONY EXPRESS—DAILY

No. 48 Victor to Ashton; No. 36 W Yellowstone and Ashton to Pocatello and Salt Lake City; No. 37 to Los Angeles.
 Club Lounge Service @... West Yellowstone to Los Angeles.
 Standard Sleeping Cars... West Yellowstone to Salt Lake City—14 Sections. West Yellowstone to Salt Lake City—6 Compts, 3 D.R. West Yellowstone to Pocatello—10 Sec., D.R., Compts. (occupancy until 8:00 a.m.—breakfast service).
 Reclining Seat Coaches... Victor to Ashton; West Yellowstone to Salt Lake City. Salt Lake City to Los Angeles.
 Dining Car... Salt Lake City to Las Vegas.

Footnotes for Page 21

⊙ Club and lounge cars are for the exclusive use of standard sleeping car passengers.
 ★ Regularly assigned through cars air-conditioned. (f) Stops only on signal.
 ⊙ First car leaves Chicago June 16; West Yellowstone September 8.
 * Operates only during Yellowstone Park season, June 22 through September 4.
 (C.S.T.) Central standard time. (M.S.T.) Mountain standard time. (P.S.T.) Pacific standard time. Time from 12.01midnight to 12.00 noon shown in light face type.
 Time from 12.01 noon to 12.00 midnight shown in heavy face type.

LOS ANGELES — SPOKANE — Via Shoshone (SUN VALLEY) — Boise

Table T Condensed Schedules All Trains Daily. Includes routes for Los Angeles (P.S.T.), East Los Angeles, Las Vegas (PT), Salt Lake City (MST), Salt Lake City (M.S.T.), Ogden, Pocatello, Minidoka, Shoshone, Sun Valley, Ketchum, and Hinkle.

SALT LAKE CITY — BOISE — PORTLAND — SEATTLE

Table U Condensed Schedules All Trains Daily. Includes routes for Salt Lake City (M.S.T.), Ogden, Pocatello, Sun Valley, Ketchum, Shoshone, Boise, Huntington (M.S.T.), Baker, La Grande, Pendleton, Wallula, Ayer, and Spokane (P.S.T.).

Footnotes for Page 22

Club and lounge cars are for the exclusive use of standard sleeping car passengers;

Regularly assigned through cars air-conditioned.

Motor Bus. This service is provided passengers arriving or departing Shoshone and holding through rail tickets to and from Sun Valley or Ketchum, Idaho.

(M.S.T.) Mountain Standard time. (P.S.T.) Pacific Standard time.

Time from 12.01 midnight to 12.00 noon shown in light face type.

Time from 12.01 noon to 12.00 midnight shown in heavy face type.

Equipment for Table T

★ NO. 10-33-17-20—CITY OF ST. LOUIS—PORTLAND ROSE—DAILY. No. 10 to Salt Lake City; No. 33 to Pocatello; No. 17 to Hinkle; No. 20 to Spokane.

★ NO. 29-25—BUTTE SPECIAL—MAIL AND EXPRESS. No. 29 to Pocatello; No. 25 to Boise.

Club Lounge Service... Salt Lake City to Pocatello. Standard Sleeping Car... Salt Lake City to Boise—10 Sections, 3 Double Bedrooms (Occupancy until 8:00 a.m.).

★ NO. 19-18-34-9—PORTLAND ROSE—CITY OF ST. LOUIS—DAILY. No. 19 to Hinkle; No. 18 to Pocatello; No. 34 to Salt Lake City; No. 9 to Los Angeles.

Club Lounge Service... Spokane to Los Angeles. Standard Sleeping Cars... Spokane to Los Angeles—6 Sec., 6 Rmte., 4 Dbl. Bdrm. Reclining Seat Coaches... Spokane to Pocatello; Pocatello to Salt Lake City; (not reserved) Salt Lake City to Los Angeles (all reserved).

★ NO. 12-30—IDAHOAN—BUTTE SPECIAL—DAILY. No. 12 to Pocatello; No. 30 to Salt Lake City.

Club Lounge Service... Boise to Pocatello. Standard Sleeping Car... Boise to Salt Lake City—10 Sections, 3 Double Bedrooms (Open 9:00 p.m.).

Equipment for Table U

★ NO. 29-11-459—IDAHOAN—DAILY. No. 29 to Pocatello; No. 11 to Portland; No. 459 to Seattle.

Club Lounge Service... Salt Lake City to Portland. Parlor Car... Portland to Seattle (R. R. Owned). Standard Sleeping Cars... Salt Lake City to Boise—10 Sec., 3 Dbl. Bdrm. (No. 25 beyond Pocatello) (Occupancy until 8:00 a.m.).

★ NO. 33-17-457—NORTHWEST SPECIAL—PORTLAND ROSE—DAILY. No. 33 to Pocatello; No. 17 to Portland; No. 457 to Seattle.

Club Lounge Car... Salt Lake City to Seattle. Parlor Car... Portland to Seattle (R. R. Owned). Standard Sleeping Cars... Salt Lake City to Portland—Sections, Roomettes and Rooms. (Requires car-to-car change after leaving Pocatello).

★ NO. 458-18-34—PORTLAND ROSE—NORTHWEST SPECIAL—DAILY. No. 458 to Portland; No. 18 to Pocatello; No. 34 to Salt Lake City.

Parlor Car... Seattle to Portland (R. R. Owned). Club Lounge Service... Portland to Ogden. Standard Sleeping Cars... Portland to Pocatello—10 Sec., D. R., Cpt. (for Chgo.).

★ NO. 402-12-30—IDAHOAN—DAILY. No. 402 to Portland; No. 12 to Pocatello; No. 30 to Salt Lake City.

Club Lounge Car... Portland to Pocatello. Standard Sleeping Cars... Portland to Salt Lake City—10 Sec., 1 DR., 1 Compt. Boise to Salt Lake City—10 Sections, 3 Double Bedrooms (Open 9:00 p.m.).

PORTLAND — WALLA WALLA — YAKIMA — LEWISTON — SPOKANE

Table W All Trains Daily—(Pacific Standard Time). Includes routes for Portland, Hood River, The Dalles, Arlington, Hinkle, Wallula, Walla Walla, Yakima, Ayer, Riparia, Lewiston, Ayer, Marengo, Cheney, and Spokane.

Equipment for Table W

★ NO. 20—SPOKANE—DAILY. Standard Sleeping Cars... Portland to Spokane—8 Sections, Buffet Lounge. Portland to Spokane—10 Roomettes, 6 Double Bedrooms.

★ NO. 19—SPOKANE—DAILY. Standard Sleeping Cars... Spokane to Portland—8 Sections, Buffet Lounge. Spokane to Portland—10 Roomettes, 6 Double Bedrooms.

Spokane, San Francisco and Los Angeles

Table X All Trains Daily (Pacific Standard Time). Includes routes for Spokane (UP), Ayer, Wallula, Portland, Portland So. Pac., Eugene, Klamath Falls, Redding, Sacramento, Sacramento, Stockton, Fresno, and Los Angeles.

Seattle, San Francisco and Los Angeles

Table Y All Trains Daily (Pacific Standard Time). Includes routes for Seattle, Portland So. Pac., Salem, Eugene, Klamath Falls, Redding, Sacramento, San Francisco, Sacramento, Stockton, Fresno, and Los Angeles.

PORTLAND, TACOMA AND SEATTLE

Table Z All Trains Daily. Includes routes for Portland, Ore., Vancouver Wash., Kelso-Longview, Chehalis, Centralia, Tacoma, Tacoma, and Seattle.

Equipment for Tables Y and Z NORTHBOUND

★ NO. 457—DAILY Streamliner. Astra Dome Obs.-Lounge... Portland to Seattle. Parlor Car... Portland to Seattle (R. R. Owned).

★ NO. 407—DAILY. Parlor Car... Portland to Seattle (R. R. Owned). Standard Sleeping Cars... Portland to Seattle—22 Rmtes., 10 Roomettes, 6 Double Bedrooms, 2 D. R., (S.P. No. 12 to Portland).

★ NO. 459—DAILY. Parlor Car... Portland to Seattle (R. R. Owned). Standard Sleeping Car... St. Louis to Seattle—6 Sections, 6 Roomettes, 4 Double Bedrooms (Nos. 9-11 to Portland).

Reclining Seat Coaches... Portland to Seattle. Dining Car... Serving necessary meals enroute.

★ NO. 401—DAILY. Standard Sleeping Cars... Portland to Seattle—10 Sec., D. R., Compt. (2 cars) Portland to Seattle—12 Sections, Drawing-room, Portland to Tacoma—10 Sections, D. R., Compt. Reclining Seat Coaches... Portland to Seattle.

SOUTHBOUND

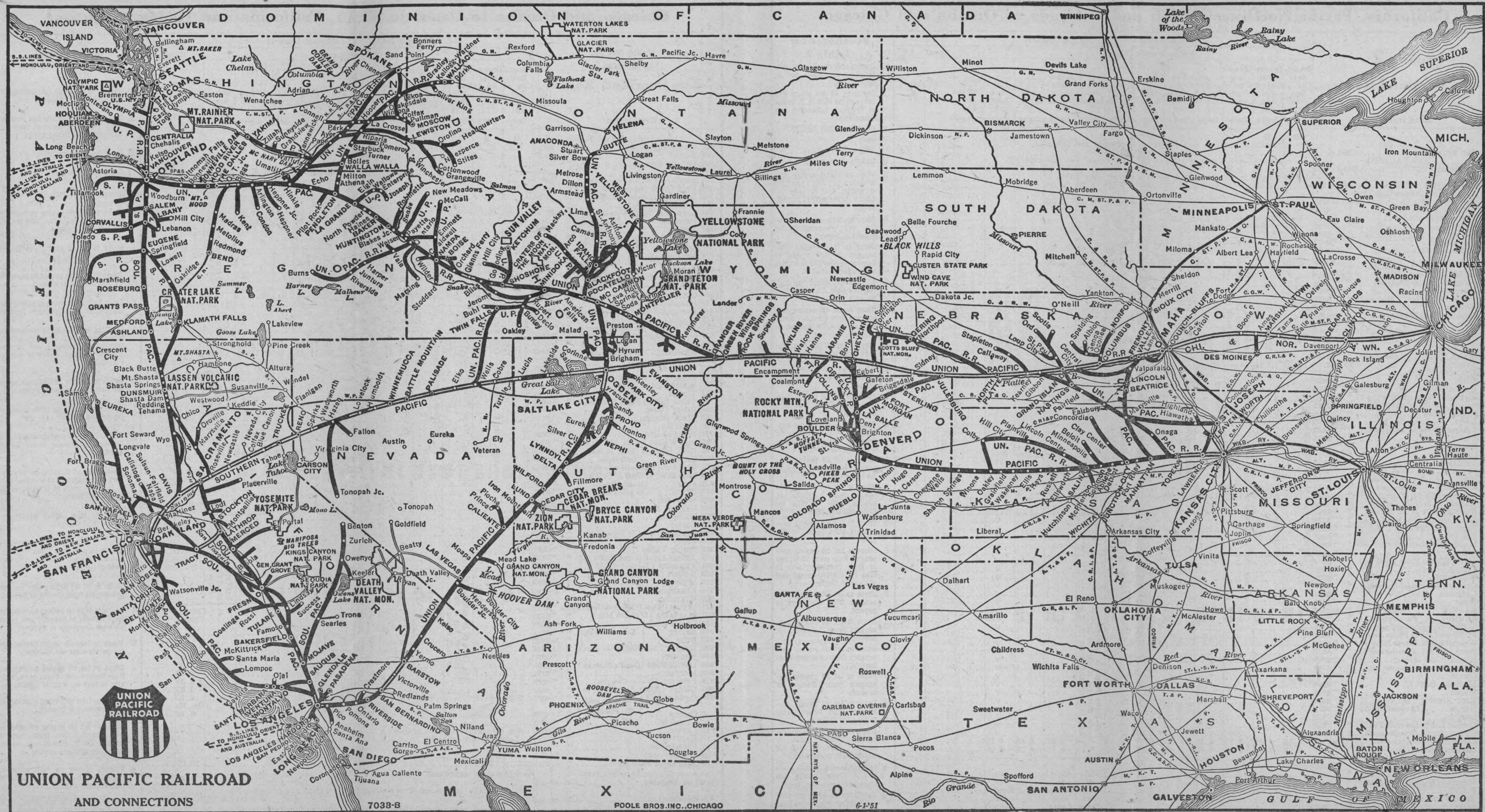
★ NO. 460—DAILY. Parlor Car... Seattle to Portland (R. R. Owned). Reclining Seat Coaches... Seattle to Portland. Dining Car... Serving necessary meals enroute.

★ NO. 408—DAILY. Parlor Car... Seattle to Portland (R. R. Owned). Standard Sleeping Cars... Seattle to Chicago—12 Roomettes, 4 Double Bedrooms (No. 106 from Portland).

★ NO. 458—DAILY Streamliner. Astra Dome Obs.-Lounge... Seattle to Portland. Parlor Car... Seattle to Portland (R. R. Owned).

★ NO. 402—DAILY. Standard Sleeping Cars... Seattle to Portland—10 Sec., D. R., Compt. (2 cars). Seattle to Portland—12 Sections, Drawing-room, Seattle to St. Louis—6 Sections, 6 Roomettes, 4 Double Bedrooms (Nos. 12-10 through from Portland).

Sleepers open at Seattle and Tacoma at 9:30 p.m., at Portland until 7:30 a.m. Reclining Seat Coaches... Seattle to Portland.



UNION PACIFIC RAILROAD
AND CONNECTIONS

7033-B

POOLE BROS. INC., CHICAGO

6-1-51

California, Pacific Northwest, Utah and Colorado to Omaha and Chicago

Table No. 2 The Overland Route EASTBOUND—Read Down. Includes columns for Streamliner, City of Los Angeles, San Francisco, Gold Coast, Mail and Express, Pony Express, and Local. Lists routes from San Francisco to Cheyenne.

Footnotes for Table 2

- Carries only coaches for passengers; no dining car or sleeping car.
See page 42 for motor bus connections with U. P. trains at Fremont, Columbus and Grand Island.
Extra fare—see page 29.
Daily.
Daily except Sunday.
Stops only on signal.
Stops to let off paying passengers from Salt Lake City or south; also to take for C&NW points east of Council Bluffs.
Stops to take paying sleeping car passengers for Omaha or beyond.
Stops to take paying passengers for points east of Council Bluffs where train is scheduled to stop.
Stops to let off paying passengers from Sacramento or beyond.
Stops to let off paying passengers from West of Ogden; also to take for Omaha or beyond.
Stops to let off paying sleeping car passengers from west of Ogden or west of Pocatello; also to take paying passengers for Denver or beyond.
Stops to let off paying passengers from Salt Lake City or beyond.
Stops to let off paying passengers from Cheyenne or beyond; also to take for Omaha or beyond.
Stops to let off paying passengers from East Los Angeles or beyond.
Stops to let off paying passengers from Pocatello and beyond; also to take for Cheyenne and beyond.
Stops to let off paying passengers from Ogden or beyond.
Stops to let off paying passengers from West of Ogden or from Pocatello; also to take for C&NW points east of Council Bluffs.
Stops to let off paying passengers from Cheyenne or beyond.
Stops to let off paying passengers from Denver; also to take for Chicago.
Stops to let off paying passengers from Ogden or beyond; also to take for Green River or beyond.
Mileage shown on mile posts is from Council Bluffs. See General Information, page 2.
See Table No. 53 for connecting train service to and from St. Joseph, Mo.

California, Pacific Northwest, Utah and Colorado to Omaha and Chicago

Table No. 2 (Continued) The Overland Route EASTBOUND—Read Down. Includes columns for From Pacific Coast, From Colo., and Local. Lists routes from Cheyenne to St. Louis.

Extra Fare Trains. Limited handling of baggage. Extra fare tickets will not be sold on the "City of Los Angeles" and the "City of San Francisco" unless space has been reserved; and each person, including children of any age, who is to occupy space to the exclusion of other passengers, must hold such space assignment before he will be permitted to board train. Reduced fare tickets for Clergy, Charity, etc., are not honored on these trains.

NOTE: There is bus line connection at Kimball, to and from Harrisburg, Gering and Scottsbluff, Nebr.



Write Union Pacific Railroad, Dept. T T, Omaha 2, Nebr., for

FREE COPY

of Union Pacific folder map showing military camps, bases, air bases—in handy pocket size.

Name _____ Street _____ City _____

Between Chicago, Omaha, Denver, Ogden, Salt Lake City and Los Angeles

Table No. 3 The Overland Route. WESTBOUND—Read Down and EASTBOUND—Read Up. Includes routes for Gold Coast, Pony Express, Los Angeles Limited, Streamliner, and Miles. Lists stations from Chicago to Los Angeles with arrival and departure times.

Footnotes for Table 3. Motor bus between Lund and Cedar City. Motor bus connections with main line trains at East Los Angeles. Stops to let off paying passengers; also to take for regular scheduled stops.

Between Chicago, Omaha, Denver, Ogden, Salt Lake City and Los Angeles

Table No. 3 (Continued) The Overland Route Pacific Standard Time. WESTBOUND—Read Down and EASTBOUND—Read Up. Lists stations from Los Angeles to Chicago with arrival and departure times.

Footnotes for Tables 3 to 10, Inclusive. Daily except Sunday. Daily except Saturday. Meal stop. Daily except Sundays and holidays. Motor bus connections at East Los Angeles with east-bound main line trains.

See tables 7, 8 and 9 on this page, for more complete motor bus schedules to and from East Los Angeles.

Salt Lake City — Provo — Lyndyl. Table No. 4 Mountain Standard Time. Lists stations and times for routes between Salt Lake City, Provo, and Lyndyl.

East Los Angeles — Whittier — Anaheim. Table No. 9 Pacific Time. Lists stations and times for routes between East Los Angeles, Whittier, and Anaheim.

Las Vegas — Boulder City — Hoover Dam. Table No. 10 Pacific Time. Lists stations and times for routes between Las Vegas, Boulder City, and Hoover Dam.

East Los Angeles — Pasadena — Glendale. Table No. 7 Pacific Time. Lists stations and times for routes between East Los Angeles, Pasadena, and Glendale.

Milford — Lund — Cedar City. Table No. 12 Mount Time. Lists stations and times for routes between Milford, Lund, and Cedar City.

East Los Angeles — Long Beach — San Pedro. Table No. 8 Pacific Time. Lists stations and times for routes between East Los Angeles, Long Beach, and San Pedro.

CHEYENNE FRONTIER DAYS. WORLD'S GREATEST OUTDOOR SHOW. CHEYENNE, WYOMING. VISIT IT VIA UNION PACIFIC RAILROAD. JULY 22, 23, 24, 25, 26.

Complete Quality Meals at Budget Prices on these Union Pacific Trains. On and after May 15, 1952. Gold Coast, Nos. 23-24 — Pony Express, Nos. 37-38 — Portland Rose, Nos. 17-18. Breakfasts 75¢ and \$1.00. Luncheons 75¢, 85¢, and \$1.00. Dinners \$1.00. Steak Dinners \$2.50. A la carte service also available at all meals.

Between Chicago, Omaha, Denver, Ogden and San Francisco

WESTBOUND—Read Down

Table No. 14 The Overland Route. Table with columns for Gold Coast, San Francisco, Streamliner, and various train routes including C. & N.W., Union Pacific, and Southern Pacific.

EASTBOUND—Read Up

Table with columns for Streamliner, City of San Francisco, San Francisco, and Gold Coast. Includes footnotes for page 32 and a rail-auto travel plan section.

Footnotes for Page 32

- (f) Stops only on signal.
Via Borie Cut-off; not via Cheyenne.
A See tables 24 and 30 for service between St. Louis, Kansas City, Denver and Cheyenne.
B Stops to let off paying passengers from Ogden and beyond; also to take for Reno and beyond.
D Stops to let off paying passengers from Reno and beyond; also to take for Ogden and beyond.
E Stops to let off paying passengers from Ogden or beyond; also to take for Sacramento and beyond.
H Stops to take paying passengers for Ogden and beyond.
K Stops to let off paying passengers from Ogden or beyond.
M Stops to take paying passengers for Ogden or beyond; also to let off from Sacramento and beyond.
See table 31 for service between Ogden and Salt Lake City.
Leaves and arrives from Market Street station.
Leaves and arrives from Third Street station.
(C.S.T.) Central standard time.
(M.S.T.) Mountain standard time.
(P.S.T.) Pacific standard time.
Mileage shown on mile posts is from Council Bluffs. See General Information, page 2.

Rail—Auto Travel Plan

Ask your Ticket Agent for information and about arrangements. You can...

RENT A NEW CAR

at your train destination. This plan makes it easy for you to have a car ready for your convenience when you reach the end of your train journey.

DRIV-UR-SELF RENTAL STATIONS

are located in many cities in the United States and Canada. Ask your Railroad Ticket Agent about the plan.

San Francisco, Sacramento and Los Angeles (Via Southern Pacific)

Table No. 15 and Table No. 16. Tables showing routes between San Francisco, Sacramento, and Los Angeles via Southern Pacific, including times and fares.

For equipment, see pages 6 to 23, inclusive.

Between Chicago, Omaha and Denver

WESTBOUND—Read Down

Table No. 17 The Overland Route. Table with columns for Sum. Ser. National Parks Special, National Parks Special, Streamliner City of Denver, Mileage, and various train routes including Union Pacific and Central Standard Time.

(Central Standard Time)

Chicago (C. & N.W.) Ill. Ar 590 8.35 8.15 2.00

Council Bluffs Iowa Lv 983 12.55 8.33 4.40

Omaha Neb. Lv 1033 12.45 8.00 4.30

Omaha (C. & N.W.) Neb. Ar 1033 12.35 7.00 4.10

Waterloo Elkhorn River Ar 1126 6.27 6.27

Valley Ar 1140 6.23 6.23

Freemont Ar 1197 6.08 3.28

Ames Ar 1231 5.54 5.54

North Bend Ar 1275 5.45 5.45

Schuyler Ar 1350 5.30 5.30

Columbus (Loup River) Ar 1447 5.10 2.40

Duncan Ar 1494 4.51 4.51

Silver Creek Ar 1548 4.41 4.41

Clarks (Grand Poudre) Ar 1622 4.27 4.27

Central City Ar 1701 4.15 4.15

Chapman Ar 1766 4.00 4.00

Grand Island Ar 1864 3.50 1.40

Alda Ar 1916 3.40 3.40

Wood River Ar 1966 3.09 3.09

Shelton Ar 2019 3.00 3.00

Gibbon Ar 2061 2.53 2.53

Kearney (State Normal) Ar 2149 2.39 12.47

Odessa School Ar 2222 2.24 2.24

Elm Creek Ar 2265 2.17 2.17

Overton Indian Ar 2318 2.07 2.07

Lexington Fights Ar 2389 1.55 1.55

Cozad Ar 2487 1.38 1.38

Gothenburg Ar 2563 1.23 1.23

Brady Island Ar 2651 1.07 1.07

Maxwell (Old Ft. McPherson) Ar 2711 12.59 12.59

North Platte North Ar 2802 8.37 11.25

Mountain Time Platte Ar 2802 7.32 11.15

North Platte River Ar 2802 7.32 11.15

Birdwood Ar 2851 6.27 9.55

Hershey Ar 2903 6.27 9.50

O'Fallons South Ar 2938 6.27 9.50

Sutherland Platte Ar 2959 6.27 9.50

Dexter Ar 2996 6.27 9.50

Paxton Ar 3056 6.27 9.50

Roscoe Ar 3166 6.27 9.50

Ogallala Ar 3213 6.27 9.50

Brule Ar 3288 6.27 9.50

Megeath Ar 3329 6.27 9.50

Big Springs Ar 3369 6.27 9.50

Barton Ar 3415 6.27 9.50

Julesburg Colo. Lv 3467 6.27 9.55

Julesburg 1, 2. Ar 3467 6.27 9.50

Ovid Ar 3531 6.27 9.50

Sedgwick Ar 3589 6.27 9.50

Red Lion Ar 3655 6.27 9.50

Crook Ar 3714 6.27 9.50

Proctor Ar 3786 6.27 9.50

Illif Ar 3841 6.27 9.50

Sterling (Sugar Factory) Ar 3939 5.37 8.42

Atwood (Summit Spgs.) Ar 3993 5.37 8.42

Merino (Irrigated farms) Ar 4042 5.37 8.42

Messner Ar 4090 5.37 8.42

Union Ar 4129 5.37 8.42

Snyder Ar 4180 5.37 8.42

Ft. Morgan Ar 4276 5.37 8.42

Weldona Ar 4351 5.37 8.42

Goodrich Ar 4383 5.37 8.42

Orchard Ar 4411 5.37 8.42

Masters Ar 4458 5.37 8.42

Hardin Ar 4534 5.37 8.42

Kersey Ar 4621 5.37 8.42

La Salle 18, 30. Ar 4681 4.18 6.57

La Salle Ar 4681 4.18 6.57

Peckham Ar 4723 4.15 6.52

Gilcrest Ar 4752 4.15 6.52

Platteville Ar 4817 4.15 6.52

Ione Ar 4858 4.15 6.52

Lupton (Ft. Lupton) Ar 4906 4.15 6.52

Brighton 30 Ar 4979 4.15 6.52

Henderson Ar 5036 4.15 6.52

Hazeltine Ar 5076 4.15 6.52

Dupont Ar 5121 4.15 6.52

Denver 18, 24, 30. Ar 5188 3.30 6.00

Denver Ar 5188 3.30 6.00

Estes Park Ar 5188 3.30 6.00

Denver Ar 5188 3.30 6.00

Denver Ar 5188 3.30 6.00

Denver Ar 5188 3.30 6.00

Denver Ar 5188 3.30 6.00

Denver Ar 5188 3.30 6.00

Denver Ar 5188 3.30 6.00

Denver Ar 5188 3.30 6.00

Denver Ar 5188 3.30 6.00

Denver Ar 5188 3.30 6.00

Denver Ar 5188 3.30 6.00

Denver Ar 5188 3.30 6.00

Denver Ar 5188 3.30 6.00

Denver Ar 5188 3.30 6.00

Denver Ar 5188 3.30 6.00

Denver Ar 5188 3.30 6.00

Denver Ar 5188 3.30 6.00

Denver Ar 5188 3.30 6.00

Denver Ar 5188 3.30 6.00

Denver Ar 5188 3.30 6.00

Denver Ar 5188 3.30 6.00

Denver Ar 5188 3.30 6.00

Denver Ar 5188 3.30 6.00

Denver Ar 5188 3.30 6.00

Denver Ar 5188 3.30 6.00

Denver Ar 5188 3.30 6.00

Denver Ar 5188 3.30 6.00

Denver Ar 5188 3.30 6.00

Denver Ar 5188 3.30 6.00

Denver Ar 5188 3.30 6.00

Denver Ar 5188 3.30 6.00

Denver Ar 5188 3.30 6.00

Denver Ar 5188 3.30 6.00

Denver Ar 5188 3.30 6.00

Denver Ar 5188 3.30 6.00

Denver Ar 5188 3.30 6.00

Denver Ar 5188 3.30 6.00

Denver Ar 5188 3.30 6.00

Denver Ar 5188 3.30 6.00

Denver Ar 5188 3.30 6.00

Denver Ar 5188 3.30 6.00

Denver Ar 5188 3.30 6.00

Denver Ar 5188 3.30 6.00

Denver Ar 5188 3.30 6.00

Denver Ar 5188 3.30 6.00

Denver Ar 5188 3.30 6.00

Denver Ar 5188 3.30 6.00

Denver Ar 5188 3.30 6.00

Denver Ar 5188 3.30 6.00

Denver Ar 5188 3.30 6.00

Denver Ar 5188 3.30 6.00

Denver Ar 5188 3.30 6.00

Denver Ar 5188 3.30 6.00

Denver Ar 5188 3.30 6.00

Denver Ar 5188 3.30 6.00

Denver Ar 5188 3.30 6.00

Denver Ar 5188 3.30 6.00

Denver Ar 5188 3.30 6.00

Denver Ar 5188 3.30 6.00

Denver Ar 5188 3.30 6.00

Denver Ar 5188 3.30 6.00

Denver Ar 5188 3.30 6.00

Denver Ar 5188 3.30 6.00

Denver Ar 5188 3.30 6.00

Denver Ar 5188 3.30 6.00

Denver Ar 5188 3.30 6.00

Denver Ar 5188 3.30 6.00

Denver Ar 5188 3.30 6.00

Denver Ar 5188 3.30 6.00

Denver Ar 5188 3.30 6.00

Denver Ar 5188 3.30 6.00

Denver Ar 5188 3.30 6.00

Denver Ar 5188 3.30 6.00

Denver Ar 5188 3.30 6.00

Denver Ar 5188 3.30 6.00

Denver Ar 5188 3.30 6.00

Denver Ar 5188 3.30 6.00

Denver Ar 5188 3.30 6.00

Denver Ar 5188 3.30 6.00

Denver Ar 5188 3.30 6.00

Denver Ar 5188 3.30 6.00

Denver Ar 5188 3.30 6.00

Denver Ar 5188 3.30 6.00

Denver Ar 5188 3.30 6.00

Denver Ar 5188 3.30 6.00

Denver Ar 5188 3.30 6.00

Denver Ar 5188 3.30 6.00

Denver Ar 5188 3.30 6.00

Denver Ar 5188 3.30 6.00

Denver Ar 5188 3.30 6.00

Denver Ar 5188 3.30 6.00

Denver Ar 5188 3.30 6.00

Denver Ar 5188 3.30 6.00

Denver Ar 5188 3.30 6.00

Denver Ar 5188 3.30 6.00

Denver Ar 5188 3.30 6.00

Denver Ar 5188 3.30 6.00

Denver Ar 5188 3.30 6.00

Denver Ar 5188 3.30 6.00

Denver Ar 5188 3.30 6.00

Denver Ar 5188 3.30 6.00

Denver Ar 5188 3.30 6.00

Denver Ar 5188 3.30 6.00

Denver Ar 5188 3.30 6.00

Denver Ar 5188 3.30 6.00

Denver Ar 5188 3.30 6.00

Denver Ar 5188 3.30 6.00

Denver Ar 5188 3.30 6.00

Denver Ar 5188 3.30 6.00

Denver Ar 5188 3.30 6.00

Denver Ar 5188 3.30 6.00

Denver Ar 5188 3.30 6.00

Denver Ar 5188 3.30 6.00

Denver Ar 5188 3.30 6.00

Denver Ar 5188 3.30 6.00

Denver Ar 5188 3.30 6.00

Denver Ar 5188 3.30 6.00

Denver Ar 5188 3.30 6.00

Denver Ar 5188 3.30 6.00

Denver Ar 5188 3.30 6.00

Denver Ar 5188 3.30 6.00

Denver Ar 5188 3.30 6.00

Denver Ar 5188 3.30 6.00

Denver Ar 5188 3.30 6.00

Denver Ar 5188 3.30 6.00

Denver Ar 5188 3.30 6.00

Denver Ar 5188 3.30 6.00

Denver Ar 5

Between Chicago, Omaha and Spokane, Portland, Tacoma and Seattle

Table No. 20 The Overland Route. Includes Westbound and Eastbound schedules with station names like Chicago, Omaha, St. Paul, Cheyenne, and Spokane. Includes footnotes for motor bus and sleeping car services.

For equipment, see pages 6 to 23, inclusive.

Between Chicago, Omaha and Spokane, Portland, Tacoma and Seattle

Table No. 20 (Continued) The Overland Route. Includes Westbound and Eastbound schedules for stations like Huntington, Durkee, Pleasant Valley, and Spokane. Includes footnotes for motor bus and sleeping car services.

Footnotes for Pages 34 and 35. (Continued from page 34) X Stops to let off paying passengers from Tacoma or beyond; also to take for south of Tacoma. Y For service between St. Louis, Denver and Cheyenne, see tables 24 and 30. Z Stops to let off paying passengers from Ogden, Cheyenne, and beyond; also to take for Pendleton and beyond. (1) Stops to let off paying passengers from Vancouver and beyond and to take on for points beyond Seattle. (2) Stops to take paying passengers for south of Tacoma. (3) Via North Puyallup. (4) Via Puyallup. (5) Stops to take on paying passengers for Portland and beyond. (6) Trains 407, 408, 457 and 458 carry passengers to and from East Olympia and Portland and Seattle. Bus service is only between East Olympia and Olympia, and operates daily to and from U. P. station at Olympia. Bus will handle only hand baggage for passengers, except no baggage is handled on Sunday. (7) Union Pacific rail tickets to or from certain stations (consult agent) are honored on Grays Harbor lines buses operating over public highway only through towns where time is shown. (8) Mileage shown on mile posts is from Council Bluffs. See General Information, Page 2.

Between Portland, Tacoma and Seattle

All tickets over these lines are interchangeable and good on any train listed below.

Table No. 20 Continued. Includes schedules for routes between Portland, Tacoma, and Seattle, with stations like 401 Daily, 459 Daily, 407 Daily, 403 Daily, 457 Daily, 402 Daily, 460 Daily, 404 Daily, 408 Daily, 458 Daily, 459 Motor Bus Daily, 457 Motor Bus Daily, 401 Daily, 459 Daily, 407 Daily, 403 Daily, 457 Daily, 402 Daily, 460 Daily, 404 Daily, 408 Daily, 458 Daily, 459 Motor Bus Daily, 457 Motor Bus Daily, 401 Daily, 459 Daily, 407 Daily, 403 Daily, 457 Daily, 402 Daily, 460 Daily, 404 Daily, 408 Daily, 458 Daily, 459 Motor Bus Daily, 457 Motor Bus Daily.

Portland-Chehalis-Hoquiam

Table No. 21 (Pacific Standard Time)

Schedule for Portland-Chehalis-Hoquiam route with stations like Portland, Chehalis, Centralia, Galvin, Helsing Jct., Independence, Saginaw, South Elma, Montezano, Melbourne, Cosmopolis, Aberdeen, Hoquiam.

Portland-Seattle-Tacoma-Olympia

Table No. 22 (Pacific Time)

Schedule for Portland-Seattle-Tacoma-Olympia route with stations like Portland, East Olympia, West Olympia, Olympia, Tacoma, Seattle.

For equipment, see pages 6 to 23, inclusive.

For explanation of reference marks, see page 34.

Between St. Louis, Kansas City, Topeka, Salina and Denver

Table 24: The Overland Route. Table 25: Kansas City - Junction City - Concordia. Table 26: Kansas City - Salina - Solomon - Beloit. Table 27: Kansas City - Salina - McPherson. Table 28: Kansas City - Salina - Plainville - Oakley. Includes columns for Westbound, Eastbound, and various station stops with times and distances.

For equipment see pages 3 to 23, inclusive. For explanation of reference marks see page 37.

Between Denver, Cheyenne and Salt Lake City

Table 30: The Overland Route. Table 31: Ogden - Echo - Coalville - Park City. Table 32: Ogden - Echo - Coalville - Park City. Table 33: Laramie - Centennial - Coalmont. Table 34: Walcott - Saratoga - Encampment. Includes columns for Westbound, Eastbound, and various station stops with times and distances.

Distance between Denver and Salt Lake City via Borie is 613 miles; via Cheyenne is 625 miles.

Between Ogden and Salt Lake City

Table 31: Ogden - Echo - Coalville - Park City. Table 32: Ogden - Echo - Coalville - Park City. Table 33: Laramie - Centennial - Coalmont. Table 34: Walcott - Saratoga - Encampment. Includes columns for various station stops with times and distances.

Table 32: Ogden - Echo - Coalville - Park City. Table 33: Laramie - Centennial - Coalmont. Table 34: Walcott - Saratoga - Encampment. Includes columns for various station stops with times and distances.

Footnotes for Pages 36 and 37

- NOTE - See table 20 for detail schedules to Pacific Northwest.
() Stops on signal.
() Mixed train.
() Mountain Time on the main line but trains to or from Oakley on the Colby branch line use Central Time.
A Stops to take paying passengers from Denver and beyond.
B Stops to take paying passengers from Denver and beyond.
C Stops to take paying passengers from Denver and beyond.
D Stops to take paying passengers from Denver and beyond.
E Stops to take on or let off passengers.
F Stops to let off paying passengers from Denver or beyond.
G Stops to let off paying passengers from Ogden or beyond.
H Stops to let off paying passengers from east of La Salle.
I Stops to let off paying passengers from Granger or beyond.
K Stops to let off paying passengers from Denver and beyond; also to take for Topeka, and for Kansas City and beyond.
L Stops to take paying passengers for Denver and beyond.
M Stops to take on paying passengers for east of Julesburg.
N Stops to let off paying passengers from Kansas City or beyond; also to take for Denver or beyond.
O Stops to let off paying passengers from Denver or beyond; also to take for Kansas City or beyond.
P Stops to let off paying passengers for points on the Solomon-Beloit branch; also to take for Denver and beyond.
R Stops to let off paying passengers from beyond Pocatello.
S Stops to let off paying passengers from Denver and beyond; also to take for St. Louis and beyond.
T Stops to let off paying passengers from Denver and beyond; also to take for Salina and east thereof where train is scheduled to stop.
V Stops to let off paying passengers from Cheyenne and beyond.
W Conditional stop; see tables 1 and 2.
Monday, Wednesday and Friday only.
Tuesday, Thursday and Saturday only.

For equipment, see pages 6 to 23, inclusive.

Between Salt Lake City, Ogden, Pocatello, West Yellowstone and Butte

Table No. 36 The Overland Route. For other trains between Salt Lake and Ogden see Table No. 31. (Mountain Standard Time)

Cache Junction - Logan - Preston. Table No. 37 (Mountain Time) and Ogden - Brigham - Malad. Table No. 38 (Mountain Time)

Salt Lake-Idaho Falls-W. Yellowstone (Summer Season). Table No. 39 (Mountain Time)

Salt Lake-Idaho Falls-Ashton-Victor. Table No. 40 (Mountain Time)

Footnotes for Page 38

* Daily. (f) Stops only on signal. † Daily except Sunday. A Stops to let off paying passengers from beyond Pocatello. B Stops to take on or let off passengers. D Stops to take on or let off passengers.

Union Pacific Branch Lines

Omaha-North Platte-So. Torrington. Table No. 42 (Mountain Time)

Central City - Valparaiso. Table No. 45 (Central Time)

Columbus - Spalding. Table No. 46 (Central Time)

Columbus - Albion. Table No. 47 (Central Time)

Grand Island - Ord. Table No. 48 (Central Time)

Kearney - Stapleton. Table No. 43 (Central Time)

Grand Island - Loup City. Table No. 49 (Central Time)

Lawrence - Leavenworth. Table No. 50 (Central Time)

Columbus - Norfolk. Table No. 44 (Central Time)

Kansas City - Topeka - Marysville. Table No. 52 (Central Time)

St. Joseph-Marysville-Grand Island. Table No. 53 (Central Time)

Manhattan - Marysville. Table No. 54 (Central Time)

Table No. 55 (Central Time)

* Daily. † Sunday only. ‡ Daily except Monday. K Sundays, Wednesdays and Fridays only. H Mondays, Wednesdays and Fridays only. E Tuesdays, Thursdays, and Saturdays only. On days livestock is to be carried, train No. 82 runs about one-half hour later than schedule shown.

Connecting Bus Service

Portland — Umatilla — Spokane
Pendleton — Umatilla — Spokane

Table No. 83 (Pacific Time) connecting bus schedule between Portland, Umatilla, and Spokane.

Pendleton — Spokane

Table No. 84 (Pacific Time) connecting bus schedule between Pendleton and Spokane.

Spokane — Moscow — Lewiston

Table No. 85 (Pacific Time) connecting bus schedule between Spokane, Moscow, and Lewiston.

Table No. 86 (Pacific Time) connecting bus schedule between Spokane, Grand Coulee Dam, and Lewiston.

Table No. 87 (Pacific Time) connecting bus schedule between Spokane, Grand Coulee Dam, and Lewiston.

Table No. 88 (Pacific Time) connecting bus schedule between Spokane, Grand Coulee Dam, and Lewiston.

Table No. 89 (Pacific Time) connecting bus schedule between Spokane, Grand Coulee Dam, and Lewiston.

Table No. 90 (Pacific Time) connecting bus schedule between Spokane, Grand Coulee Dam, and Lewiston.

Table No. 91 (Pacific Time) connecting bus schedule between Spokane, Grand Coulee Dam, and Lewiston.

Footnotes for Page 42

(C) Overland Greyhound Bus Lines—Rail tickets honored. (M) Capitol Stages—Rail tickets honored. (*) Elkhorn Valley Stages—Rail tickets honored.

The Dalles — Bend

Table No. 86 (Pacific Time) connecting bus schedule between The Dalles and Bend.

Biggs — Shaniko

Table No. 87 (Pacific Time) connecting bus schedule between Biggs and Shaniko.

Fremont — Lincoln

Table No. 88 (Central Time) connecting bus schedule between Fremont and Lincoln.

Columbus — Lincoln

Table No. 89 (Central Time) connecting bus schedule between Columbus and Lincoln.

Grand Island — Hastings

Table No. 90 (Central Time) connecting bus schedule between Grand Island and Hastings.

Spokane — Grand Coulee Dam

Table No. 91 (Pacific Time) connecting bus schedule between Spokane and Grand Coulee Dam.

Las Vegas — Tonopah

Table No. 92 (Pacific Time) connecting bus schedule between Las Vegas and Tonopah.

Connections at Omaha

Table of bus connections at Omaha, including routes to Council Bluffs, Ames, Des Moines, and Chicago.

Table of bus connections at Omaha, including routes to Omaha, Sioux City, and Wabash.

Table of bus connections at Omaha, including routes to Omaha, Council Bluffs, and St. Louis.

Table of bus connections at Omaha, including routes to Omaha, Council Bluffs, and St. Louis.

Connections at Kansas City

Table of bus connections at Kansas City, including routes to Kansas City, Des Moines, and Chicago.

Table of bus connections at Kansas City, including routes to Kansas City, Des Moines, and Chicago.

Table of bus connections at Kansas City, including routes to Kansas City, Des Moines, and Chicago.

Table of bus connections at Kansas City, including routes to Kansas City, Des Moines, and Chicago.

Table of bus connections at Kansas City, including routes to Kansas City, Des Moines, and Chicago.

Table of bus connections at Kansas City, including routes to Kansas City, Des Moines, and Chicago.

Connections at Denver

19	17	1	D & R G W			2	18	20	27-7	101-10	141-14	21-1	C & S - A T & S F			2-22	13-130	16-28-1-102	8-28
7.30	8.40	8.50	Lv Denver	Ar Colo	Ar	3.30	7.00	7.20	7.10	2.10	11.40	12.01	Lv Denver	Ar	7.00	10.40	1.00	8.25	
Via Moffat Tunnel Route	Via Moffat Tunnel Route	12.10	Lv Pueblo	Ar	Ar	1.32	11.53	8.20	9.10	3.55	1.25	1.40	Ar Colorado Springs	Lv	5.15	9.00	11.00	6.30	
		1.18	Lv Canon City	Ar	Ar	10.58			10.05	4.50	2.15	2.28	Ar Pueblo	Lv	4.15	7.55	9.55	5.20	
		3.45	Lv Salida	Ar	Ar	9.00				8.50			Ar Oklahoma City	Lv			8.10		
		5.45	Lv Leadville	Ar	Ar	6.45			5.55	12.55		6.00	Ar Ft. Worth	Lv	2.00		2.00	10.35	
		8.27	Lv Glenwood Sprgs.	Ar	Ar	4.10	1.35	11.35	7.10	2.05		7.15	Ar Dallas	Lv	1.00		12.45	9.15	
		10.50	Lv Grand Junction	Ar	Ar	2.00	11.53	8.20											
		2.43	Lv Mack	Ar	Ar	10.39													
		3.11	Lv Thompson	Ar	Utah	10.39													
		4.37	Lv Green River	Ar	Ar	10.06													
		4.37	Lv Price	Ar	Ar	8.54													
		9.21	Lv Colton	Ar	Ar	6.27	6.32												
		10.20	Lv Provo	Ar	Ar	5.30	5.40												
			Lv Salt Lake City	Ar	Ar	5.30													
			Lv Ogden	Ar	Lv	5.30													

Connections at Spokane and Butte

16	18	The Milwaukee Road			17	15	236-4	Great Northern			3-235	
10.15	8.00	Lv Spokane	Ar	Ar	9.15	1.45	3.20	Lv Butte	Ar	Ar	1.50	
5.49	4.01	Lv Missoula	Lv	Lv	2.50	8.19	5.55	Ar Helena	Lv	Lv	11.27	
8.35	7.10	Lv Butte	Lv	Lv	11.55	5.51	9.35	Ar Great Falls	Lv	Lv	8.30	
							10.35	Ar Fort Benton	Lv	Lv	6.46	
							12.40	Ar Havre	Lv	Lv	4.55	
							7.45	Ar Williston	N. D.	Lv	10.35	
							10.20	Ar Minot	Lv	Lv	8.55	
4-288	2	N. P.			287-3	1	16	The Milwaukee Road			15	17
9.45	8.50	Lv Spokane	Ar	Ar	6.00	8.10	8.38	Lv Butte	Ar	Ar	5.48	11.44
7.00	3.35	Lv Missoula	Lv	Lv	11.35	3.15	10.28	Ar Three Forks	Lv	Lv	3.59	9.18
11.00	6.20	Lv Butte	Lv	Lv	7.45	12.25	9.50	Ar Lombard	Lv	Lv	8.40	8.40
							1.25	Ar Harlowton	Lv	Lv	1.05	6.00
							12.36	Ar Melstone	Lv	Lv	3.05	3.05
							2.55	Ar Forsyth	Lv	Lv	1.33	1.33
							4.18	Ar Miles City	Lv	Lv	9.40	12.45
							4.50	Ar Terry	Lv	Lv	11.44	11.44
							7.15	Ar Marmarth	N. D.	Lv	7.23	9.50
Bus-4	2	N. P.			1	3-Bus	3	B. A. & P.			2	4
11.15	6.30	Lv Butte	Ar	Ar	12.15	7.30	3.50	Lv Butte	Ar	Ar	9.50	3.06
2.30	9.30	Ar Bozeman	Lv	Lv	8.58	4.02	4.27	Ar Silver Bow	Lv	Lv	9.32	2.48
3.30	10.25	Ar Livingston	Lv	Lv	8.00	3.00	4.45	Ar Durant	Lv	Lv	9.14	2.30
6.35	12.50	Ar Billings	Lv	Lv	5.10	11.40	5.20	Ar Anaconda	Lv	Lv	8.30	1.45
10.57	4.18	Ar Miles City	Lv	Lv	1.27	7.33						
12.07	8.30	Ar Dickinson	Lv	N. D.	9.02	2.44						
2.55	10.40	Ar Mandan	Lv	Lv	6.40	12.01						

Connections at Los Angeles

78	76	74	72	70	A. T. & S. F.			71	73	75	77	79
7.30	3.30	11.30	8.00	11.45	Lv Los Angeles	Ar	Ar	10.30	2.30	4.30	6.00	10.00
				12.23	Ar Fullerton	Lv	Lv			3.40		
				12.46	Ar Anaheim	Lv	Lv			3.28		
				1.00	Ar Orange	Lv	Lv			3.19		
8.12	4.12	12.15	8.45	1.20	Ar Santa Ana	Lv	Lv	9.32	1.32	3.10	5.03	9.05
9.10	5.08	1.10	9.40	2.59	Ar Oceanside	Lv	Lv	8.35	12.40	1.37	4.08	8.10
9.27	5.25	1.27	9.57	3.41	Ar Del Mar	Lv	Lv	8.15	12.17	12.55	3.46	7.47
10.15	6.15	2.15	10.45	5.00	Ar San Diego	Lv	Lv	7.45	11.45	12.15	3.15	7.15

Connections at Seattle

356	360	362	Great Northern			355	357	361
7.45	1.30	6.00	Lv Seattle (P. T.)	Ar	Ar	12.05	4.25	10.10
8.40	2.25	6.55	Lv Everett	Ar	Ar	11.12	3.30	9.16
10.01	3.47	8.30	Lv Bellingham	Ar	Ar	9.45	1.57	7.40
11.14	5.03	9.36	Lv New Westminster	B. C.	Lv	8.30	12.50	6.35
11.40	5.25	9.55	Ar Vancouver (P. T.)	Lv	Lv	8.10	12.30	6.15

Daily	C. P. S. S.			Daily	P. S. N. Co.				
8.00	Lv Seattle	Ar	Ar	8.30	11.45	Lv Seattle	Ar	Ar	9.15
2.45	Ar Victoria	B. C.	Lv	4.30	8.00	Ar Victoria	B. C.	Lv	4.00
4.30	Lv Victoria	Ar	Ar	2.45					
8.30	Ar Vancouver	Lv	Lv	10.10					

Footnotes for Pages 43 and 44

- All trains daily except when otherwise indicated.
- Mondays, Wednesdays and Fridays only.
- ⊙ Tuesdays, Thursdays, and Saturdays only.
- f Stops on signal.
- * Daily
- † Daily except Sunday.
- ‡ Sunday only. * Bus Connection.
- R Conditional stop; consult agent.
- C. & N. W. R. R. to and from Rochester.
- Connecting service between Rio Grande Trailways.
- ▲ Arrives and departs from C. St. P. M. & O. Webster St. Station, Omaha.
- ⊞ Operates Tri-weekly, leaving Terminals Sun-Wed-Fri, arriving Terminals Mon-Thurs-Sat.
- Time from 12.01 midnight to 12.00 noon shown in light face type.
- Time from 12.01 noon to 12.00 midnight shown in heavy face type.

Connections at Portland

See Page 23 for service north and south of Portland.

S. P. & S.		
Lv Portland	Ar	S. P. & S. Ry. will be honored on the Oregon Motor Stages.
Lv Astoria	Lv	
Ar Seaside	Lv	

Connections at Salt Lake City


17	1	Western Pacific		2	18
10.40	8.30	Lv Salt Lake City (M. T.)	Ar	7.45	5.20
12.55	3.28	Ar Sacramento (P. T.)	Lv	11.27	12.35
1.53	4.32	Ar Stockton	Lv	10.23	11.40
4.50	7.35	Ar San Francisco (P. T.)	Lv	7.30	9.00

Do You Know About Our Prepaid Ticket Order Plan?


- We have a plan whereby you may purchase, at your railroad station, an order for railroad service, to be used by a member of your family, or any other person you may designate, at some distant station.
- This service offers a particularly safe and convenient way of providing tickets and other railroad service to students returning home at holiday and vacation time.
- These prepaid orders may include railroad tickets, sleeping and parlor car tickets, and cash for meals and other incidentals. Your railroad agent will handle them for you — by telegraph if necessary — and they will be delivered without service charge to any person you may specify, in the United States or Canada.

UNION PACIFIC RAILROAD


Some of the SLEEPING CAR ACCOMMODATIONS OFFERED ON UNION PACIFIC TRAINS




Drawing Room—Day Use



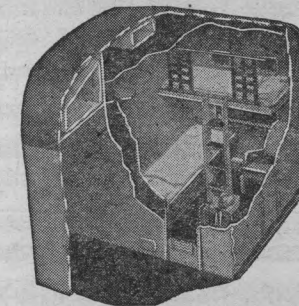
Drawing Room—Night Use




Roomette—Day Use




Compartment—Day Use




Compartment—Night Use




Roomette—Night Use




Connecting Double Bedrooms Day Use




Connecting Double Bedrooms Night Use




Section—Night Use



Connecting Double Bedrooms Day Use



Connecting Double Bedrooms Night Use



Section—Day Use

ROUND TRIP RAIL FARES — SIX MONTHS LIMIT

(Transportation Tax not included.)

These fares are compiled from current Tariffs as of April 22, 1952 for information only. Not to be used for selling purposes. Subject to change without notice.

FROM	TO	Los Angeles, San Diego, Calif.		San Francisco, Calif.		Portland, Ore.; Tacoma, Seattle, Wash.		Spokane, Walla Walla, Wn.; Lewiston, Ida.		Salt Lake City, Utah		Cedar City, Utah		West Yellowstone Mont.; Victor, Ida.		Sun Valley, Ida. Ketchum, Ida.		Denver, Colo.	
		FIRST	COACH	FIRST	COACH	FIRST	COACH	FIRST	COACH	FIRST	COACH	FIRST	COACH	FIRST	COACH	FIRST	COACH	FIRST	COACH
Aberdeen, S. D.		114.25	84.10	114.25	84.10	* 93.46	* 68.13	* 81.75	* 61.60	81.85	63.15	93.95	72.50	77.80	60.05	88.80	66.35	51.70	39.95
Akron, Ohio		157.60	112.45	157.60	112.45	146.15	104.30	128.20	91.70	118.25	89.50	130.30	98.80	114.15	86.35	128.20	95.70	91.55	68.90
Albany, N. Y.		196.75	137.40	196.75	137.40	185.30	129.25	167.35	120.65	157.40	114.45	169.45	123.75	153.30	111.30	167.35	120.65	130.70	93.85
Ann Arbor, Mich.		148.80	106.80	148.80	106.80	137.35	98.65	119.40	90.05	109.45	83.85	121.50	93.15	105.35	80.70	119.40	90.05	82.75	63.25
Atlanta, Ga. (via Chicago)		143.90	108.75	151.10	108.85	149.45	108.15	137.30	99.45	119.60	91.70	135.70	104.10	125.80	96.55	136.40	99.45	90.35	69.20
Atlanta, Ga. (via St. Louis)		143.30	108.75	151.10	108.85	149.45	108.15	137.30	99.45	119.60	91.70	135.70	104.10	125.80	96.55	136.40	99.45	90.35	69.20
Baltimore, Md.		183.05	134.20	190.85	134.20	180.55	126.05	162.60	117.45	152.65	111.25	164.70	120.55	148.55	108.10	162.60	117.45	125.95	90.65
Birmingham, N. Y.		189.05	132.20	189.05	132.20	177.60	124.05	159.65	115.45	149.70	109.25	161.75	118.55	145.60	106.10	159.65	115.45	123.00	88.65
Birmingham, Ala. (via Chicago)		139.55	100.55	139.55	100.55	137.90	99.90	125.75	91.20	108.05	83.45	124.15	95.85	114.25	88.30	124.85	91.20	79.85	61.70
Birmingham, Ala. (via St. Louis)		131.75	100.50	139.55	100.55	137.90	99.90	125.75	91.20	108.05	83.45	124.15	95.85	114.25	88.30	124.85	91.20	79.85	61.70
Boston, Mass.		214.91	151.08	214.91	151.08	203.46	142.93	185.51	134.33	175.56	128.13	187.61	137.43	171.46	124.98	185.51	134.33	148.86	107.53
Buffalo, N. Y. (via Standard)		171.50	120.45	171.50	120.45	160.05	112.30	142.10	103.70	132.15	97.50	144.20	106.80	128.05	94.35	142.10	103.70	105.45	76.90
Buffalo, N. Y. (via Differential)		168.65	117.90	168.65	117.90	157.20	109.75	139.25	101.15	129.30	94.95	141.55	104.25	125.20	91.80	139.25	101.15	102.60	74.35
Canton, Ohio		158.85	113.10	158.85	113.10	147.40	104.95	129.45	96.35	119.50	90.15	131.55	99.45	115.40	87.00	129.45	96.35	92.80	69.55
Cedar Rapids, Ia.		117.90	85.95	117.90	85.95	105.35	76.55	93.10	67.95	73.85	57.00	88.60	68.40	72.45	55.95	88.15	67.95	47.20	36.45
Charlotte, W. Va.		158.16	117.01	162.26	117.01	151.71	109.26	139.46	100.56	124.46	94.66	140.61	105.50	125.80	93.05	138.76	100.56	99.45	70.00
Charlotte, N. C. (via Chicago)		161.35	121.60	169.15	121.70	165.65	118.60	153.50	109.90	137.65	103.80	153.75	116.20	142.85	107.60	153.50	109.90	104.25	78.65
Charlotte, N. C. (via St. Louis)		161.35	121.60	169.15	121.70	165.65	118.60	153.50	109.90	137.65	103.80	153.75	116.20	142.85	107.60	153.50	109.90	104.25	78.65
Chattanooga, Tenn. (via Chicago)		143.90	104.95	146.60	104.95	142.85	102.35	130.70	93.65	115.10	87.55	131.20	99.95	120.05	91.35	130.40	93.65	83.50	63.85
Chattanooga, Tenn. (via St. Louis)		138.80	104.95	146.60	104.95	142.85	102.35	130.70	93.65	115.10	87.55	131.20	99.95	120.05	91.35	130.40	93.65	83.50	63.85
Chicago, Ill.		126.45	90.15	126.45	90.15	115.00	82.00	97.05	73.40	87.10	67.20	99.15	76.50	83.00	64.05	97.05	73.40	60.40	46.60
Cincinnati, Ohio		143.90	106.40	148.00	106.40	137.45	98.65	123.35	89.95	110.20	84.05	125.45	95.70	109.30	83.25	123.35	89.95	83.60	63.10
Cleveland, Ohio (via Standard)		156.60	111.85	156.60	111.85	145.15	103.70	127.20	95.10	117.25	88.90	129.30	98.20	113.15	85.75	127.20	95.10	90.55	68.30
Cleveland, Ohio (via Differential)		154.65	110.00	154.65	110.00	143.20	101.85	125.25	93.25	115.30	87.05	127.35	96.35	111.20	83.90	125.25	93.25	88.60	66.45
Clinton, Ia.		122.70	89.25	122.70	89.25	109.70	79.70	94.75	71.00	78.60	60.70	92.75	71.55	76.60	59.10	92.85	71.00	51.90	40.10
Columbus, Ohio		154.12	110.40	154.40	110.40	142.95	102.25	125.00	93.65	115.05	87.45	127.10	96.75	110.95	84.30	125.00	93.65	88.35	66.85
Columbia, S. C. (via Chicago)		157.30	120.55	167.65	120.60	166.80	119.60	154.90	110.90	137.30	104.35	153.40	116.45	143.15	108.60	154.10	110.90	105.50	79.55
Columbia, S. C. (via St. Louis)		157.30	120.55	167.65	120.60	166.80	119.60	154.90	110.90	137.30	104.35	153.40	116.45	143.15	108.60	154.10	110.90	105.50	79.55
Dallas, Texas (via Kansas City)		110.25	79.35	110.25	79.35	*114.80	* 81.85	108.65	81.00	76.15	58.75	92.25	71.15	93.20	72.05	94.30	72.80	48.60	37.55
Dallas, Texas (via Denver)		89.75	68.75	106.05	75.60	*114.80	* 81.85	108.65	81.00	76.15	58.75	92.25	71.15	93.20	72.05	94.30	72.80	48.60	37.55
Davenport, Ia.		120.20	87.75	120.20	87.75	109.70	79.70	96.50	71.00	77.00	59.40	93.00	71.75	76.85	59.30	91.25	70.50	60.30	38.85
Dayton, Ohio		147.66	107.85	150.35	107.85	138.90	99.70	120.95	91.10	111.00	84.90	123.05	94.20	106.90	81.75	120.95	91.10	84.30	63.75
Decatur, Ill. (via Chicago)		126.45	90.15	126.45	90.15	115.00	82.00	97.05	73.40	87.10	67.20	103.40	79.80	87.25	67.35	97.05	73.40	70.30	54.25
Decatur, Ill. (via St. Louis)		126.45	90.15	126.45	90.15	115.00	82.00	97.05	73.40	87.10	67.20	103.40	79.80	87.25	67.35	97.05	73.40	70.30	54.25
Denver, Colo.		80.65	60.60	80.65	60.60	* 77.20	* 55.15	* 71.60	51.15	34.45	26.55	50.55	39.00	47.70	36.45	48.80	37.70	40.10	30.95
Des Moines, Ia.		111.65	81.60	111.65	81.60	102.30	73.90	90.15	65.30	66.80	51.55	82.95	63.95	69.35	53.60	81.05	62.60	40.10	30.95
Detroit, Mich.		151.90	108.80	151.90	108.80	140.45	100.65	122.50	92.05	112.55	85.85	124.60	95.15	108.45	82.70	122.50	92.05	85.85	65.25
Duluth, Minn.		123.40	90.15	123.40	90.15	*103.65	* 75.10	* 94.35	69.05	87.35	67.45	99.95	77.15	* 72.65	56.10	98.20	72.80	60.50	46.75
Erie, Pa.		164.50	116.40	164.50	116.40	153.05	108.25	135.10	99.65	125.15	93.45	137.20	102.75	121.05	90.30	135.10	99.65	86.45	72.85
Evansville, Ind. (via Chicago)		131.75	94.40	131.75	94.40	121.20	86.65	108.95	77.95	95.00	74.15	110.10	84.45	97.90	75.10	108.95	77.95	66.30	50.90
Evansville, Ind. (via St. Louis)		131.75	94.40	131.75	94.40	121.20	86.65	108.95	77.95	95.00	74.15	110.10	84.45	97.90	75.10	108.95	77.95	66.30	50.90
Flint, Mich.		149.35	107.35	149.35	107.35	137.90	99.60	119.95	90.60	110.10	84.40	122.05	93.70	105.90	81.10	119.95	90.60	83.30	63.80
Fort Wayne, Ind.		139.81	100.27	139.81	100.27	128.36	92.12	110.41	83.62	100.46	77.32	112.51	86.62	96.36	74.17	110.41	83.62	73.76	56.72
Grand Rapids, Mich.		143.13	102.61	143.13	102.61	131.68	94.46	113.73	85.86	103.78	79.66	115.83	88.96	99.68	76.51	113.73	85.86	77.08	59.66
Greensboro, N. C.		166.35	125.00	174.05	125.00	168.90	120.15	156.75	111.45	141.15	105.55	157.25	117.95	146.10	108.60	156.45	111.45	107.20	80.75
Harrisburg, Pa.		183.05	134.20	187.65	131.20	176.20	123.05	158.25	114.45	148.30	108.25	160.35	117.55	144.20	105.10	158.25	114.45	121.60	87.65
Hartford, Conn.		206.07	144.34	206.07	144.34	194.62	136.19	176.67	127.59	166.72	121.39	178.77	130.69	162.62	118.24	176.67	127.59	140.02	100.79
Houston, Texas (via Kansas City)		110.25	79.35	110.25	79.35	120.30	85.75	120.30	85.75	88.50	68.30	104.60	80.70	105.55	81.55	106.65	82.35	60.95	47.10
Houston, Texas (via Denver)		100.20	74.10	106.05	75.60	120.30	85.75	120.30	85.75	88.50	68.30	101.70	75.60	105.55	81.55	106.65	82.35	60.95	47.10
Indianapolis, Ind.		142.00	102.40	142.00	102.40	131.45	94.46	113.73	85.86	103.78	79.66	115.83	88.96	99.68	76.51	113.73	85.86	75.50	57.90
Jackson, Miss. (via Chicago)		130.35	94.25	130.35	94.25	132.75	94.65	124.05	89.30	117.60	89.30	131.85	95.75	111.80	86.40	124			

FROM	TO		Los Angeles, San Diego, Calif.		San Francisco, Calif.		Portland, Ore.; Tacoma, Wash.		Spokane, Walla Walla, Wn.; Lewiston, Ida.		Salt Lake City, Utah		Cedar City, Utah		West Yellowstone Mont.; Victor, Ida.		Sun Valley, Ida. Ketchum, Ida.		Denver, Colo.	
	CLASS	FARE	FIRST	COACH	FIRST	COACH	FIRST	COACH	FIRST	COACH	FIRST	COACH	FIRST	COACH	FIRST	COACH	FIRST	COACH	FIRST	COACH
Marshalltown, Iowa			113.85	83.35	113.85	83.35	102.30	73.90	90.15	65.30	70.00	54.00	85.50	66.05	69.35	53.60	84.25	65.00	43.30	33.40
Memphis, Tenn. (via Chicago)			130.35	94.25	130.35	94.25	123.90	88.40	111.70	79.70	105.25	79.70	121.40	92.15	99.45	76.80	111.70	79.70	78.55	60.65
Memphis, Tenn. (via St. Louis)			119.65	89.35	124.75	89.35	123.90	88.40	111.70	79.70	93.25	71.95	109.35	84.35	99.45	76.80	110.05	79.70	65.05	50.20
Miami, Fla.			179.95	135.10	187.75	135.15	191.90	138.10	179.70	129.40	161.25	121.65	177.30	134.00	167.40	126.45	178.05	129.40	128.60	96.70
Milwaukee, Wisc.			126.45	90.15	126.45	90.15	115.00	82.00	97.05	73.40	90.35	69.75	99.15	76.50	83.00	64.05	97.05	73.40	61.50	47.50
Minneapolis, Minn.			123.40	90.15	123.40	90.15	99.38	71.35	90.15	65.30	78.60	60.70	91.20	70.40	67.15	51.85	89.45	65.30	51.90	40.05
Montgomery, Ala. (via Chicago)			139.55	100.55	139.55	100.55	143.50	103.50	131.30	94.80	112.85	87.05	128.95	99.45	119.05	91.90	129.65	94.80	84.65	65.30
Montgomery, Ala. (via St. Louis)			131.75	100.50	139.55	100.55	143.50	103.50	131.30	94.80	112.85	87.05	128.95	99.45	119.05	91.90	129.65	94.80	84.65	65.30
Montreal, Quebec			190.75	142.50	190.75	142.50	171.50	127.65	161.35	124.90	152.15	120.30	164.90	129.55	148.75	117.10	161.35	124.90	126.45	98.65
Nashville, Tenn. (via Chicago)			139.55	100.55	139.55	100.55	132.70	95.30	119.65	86.60	105.45	80.70	121.60	93.10	109.40	83.75	119.65	86.60	73.80	56.95
Nashville, Tenn. (via St. Louis)			131.75	100.50	139.55	100.55	132.70	95.30	119.65	86.60	105.45	80.70	121.60	93.10	109.40	83.75	119.65	86.60	73.80	56.95
New Haven, Conn.			206.07	144.34	206.07	144.34	194.62	136.19	176.67	127.59	166.72	121.39	178.77	130.69	162.62	118.24	176.67	127.59	140.02	100.79
New Orleans, La. (via Chicago)			130.35	94.25	130.35	94.25	139.65	99.50	127.45	90.90	124.55	90.90	131.85	95.75	118.95	90.15	127.45	90.90	97.25	75.70
New Orleans, La. (via St. Louis)			120.10	89.35	124.75	89.35	139.65	99.50	127.45	90.90	105.35	80.05	119.85	90.85	118.95	90.15	123.50	90.90	77.80	60.55
New York, N. Y. (via Standard)			199.73	142.40	204.15	142.40	192.70	134.25	174.75	125.65	164.80	119.45	176.85	128.75	160.70	116.30	174.75	125.65	138.10	98.85
New York, N. Y. (via Differential)			194.98	138.15	200.35	139.00	188.90	130.85	170.95	122.25	161.00	116.05	173.05	125.35	156.90	112.90	170.95	122.25	134.30	95.45
Newark, N. J.			198.93	141.80	203.40	141.80	191.95	133.65	174.00	125.05	164.05	118.85	176.10	128.55	159.95	115.70	174.00	125.05	137.35	98.25
Norfolk, Va.			184.15	137.75	191.85	137.75	186.70	130.95	169.75	122.35	158.95	116.15	171.85	125.45	155.70	113.00	169.75	122.35	130.40	93.70
Oklahoma City, Okla. (via Kan. City)			110.25	79.35	110.25	79.35	107.85	77.90	95.60	69.30	76.15	58.75	92.20	71.20	82.25	63.50	94.30	69.30	47.30	36.55
Oklahoma City, Okla. (via Denver)			94.15	70.05	103.35	75.15	107.85	77.90	95.60	69.30	69.90	53.95	85.95	66.35	81.90	63.25	88.05	68.00	47.30	36.55
Omaha, Nebr.			103.35	75.65	103.35	75.65	96.45	68.80	84.20	60.15	60.20	46.45	76.35	58.85	62.30	48.10	72.35	55.85	31.35	24.20
Oshkosh, Wisc. (via Chicago)			126.45	90.15	126.45	90.15	115.00	82.00	97.05	73.40	93.85	72.45	99.95	77.10	83.80	64.65	97.05	73.40	61.00	50.20
Peoria, Ill.			123.90	89.20	123.90	89.20	113.70	81.15	97.05	72.40	80.90	62.45	97.05	74.80	82.30	63.50	95.20	72.40	54.20	41.85
Philadelphia, Pa.			191.63	137.25	196.45	137.25	185.00	129.10	167.05	120.50	157.10	114.30	169.15	123.60	153.00	111.15	167.05	120.50	130.40	93.70
Pittsburgh, Pa.			166.95	117.65	166.95	117.65	155.50	109.50	137.55	100.90	127.60	94.70	139.65	104.00	123.50	91.55	137.55	100.90	100.90	74.10
Portland, Me.			225.13	158.68	225.13	158.68	213.68	150.53	195.73	141.93	185.78	135.73	197.83	145.03	181.68	132.58	195.73	141.93	159.08	114.37
Richmond, Va.			179.45	134.20	187.15	134.20	181.95	128.50	169.20	119.80	154.20	113.90	170.30	125.05	155.15	112.60	169.20	119.80	119.05	88.45
Rochester, Minn.			120.50	88.90	120.50	88.90	102.30	73.90	90.15	65.30	75.65	58.40	91.20	70.40	75.05	57.95	89.45	65.30	48.95	37.80
Rochester, N. Y.			177.20	124.30	177.20	124.30	165.75	116.15	147.80	107.55	137.85	101.35	149.90	110.65	133.75	98.20	147.80	107.55	111.95	80.75
Rockford, Ill. (via Omaha)			126.45	90.15	126.45	90.15	112.05	81.55	94.85	72.80	85.00	65.60	95.70	73.85	79.55	61.40	94.85	72.80	56.15	43.35
Rockford, Ill. (via Chicago)			126.45	90.15	126.45	90.15	115.00	82.00	97.05	73.40	93.85	72.45	99.95	77.10	83.00	64.05	97.05	73.40	60.40	46.65
Rutland, Vt.			205.10	143.77	205.10	143.77	193.65	135.62	175.70	127.02	165.75	120.82	177.80	130.12	161.65	117.67	175.70	127.02	139.05	99.63
St. Joseph, Mo. (Direct or via Omaha)			103.35	75.65	103.35	75.65	96.45	68.80	84.20	60.15	64.25	49.60	80.40	62.00	68.20	52.65	78.55	60.15	35.80	27.65
St. Joseph, Mo. (via Kansas City)			103.35	75.65	103.35	75.65	96.45	68.80	84.20	60.15	67.25	51.95	83.40	64.35	71.20	54.95	81.50	60.15	36.90	28.50
St. Louis, Mo.			119.65	85.55	119.65	85.55	109.10	77.80	96.85	69.10	81.85	63.20	98.00	75.60	85.80	66.25	96.10	69.10	53.15	41.05
St. Paul, Minn.			123.40	90.15	123.40	90.15	99.38	71.35	90.15	65.30	78.60	60.70	91.20	70.40	67.48	52.08	89.45	65.30	51.75	40.00
Saginaw, Mich.			151.23	108.69	151.23	108.69	139.78	100.54	121.83	91.94	111.88	85.74	123.93	95.04	107.78	82.59	121.83	91.94	85.18	65.14
San Antonio, Texas (via Kan. City)			110.25	79.35	110.25	79.35	120.30	85.75	120.30	85.75	90.50	69.85	106.60	80.85	107.55	83.15	108.65	83.90	62.95	48.65
San Antonio, Texas (via Denver)			87.90	68.75	106.05	75.60	120.30	85.75	120.30	85.75	87.90	68.75	89.40	70.25	107.55	83.15	108.65	83.90	62.95	48.65
Savannah, Ga. (via Chicago)			157.20	118.70	163.05	117.30	167.00	120.25	154.80	111.55	136.35	103.80	152.45	116.20	142.55	108.65	153.15	111.55	106.00	80.55
Savannah, Ga. (via St. Louis)			155.25	117.25	163.05	117.30	167.00	120.25	154.80	111.55	136.35	103.80	152.45	116.20	142.55	108.65	153.15	111.55	106.00	80.55
Scranton, Pa.			191.63	135.65	194.15	135.65	182.70	127.50	164.75	118.90	154.80	112.70	166.85	122.00	150.70	109.55	164.75	118.90	128.10	92.10
Sioux City, Iowa			109.05	80.05	109.05	80.05	96.45	68.80	84.20	60.15	66.35	51.25	78.45	60.55	62.30	48.10	78.50	60.15	36.20	27.95
Sioux Falls, S. D.			114.25	84.10	114.25	84.10	96.45	68.80	84.20	60.15	69.40	53.60	83.65	64.60	67.50	52.15	83.65	60.15	41.40	32.00
South Bend, Ind.			134.23	96.07	134.23	96.07	122.78	87.92	104.83	79.32	94.88	73.12	106.93	82.42	90.78	69.97	104.83	79.32	68.18	52.52
Springfield, Ill. (via Chicago)			126.45	90.15	126.45	90.15	115.00	82.00	97.05	73.40	95.10	72.65	103.40	79.80	87.25	67.35	97.05	73.40	68.40	52.70
Springfield, Ill. (via St. Louis)			125.90	90.15	125.90	90.15	113.45	81.15	97.05	72.40	95.10	66.15	99.15	76.50	85.80	66.25	97.05	72.40	56.65	44.00
Springfield, Mass.			206.07	144.34	206.07	144.34	194.62	136.19	176.67	127.59	166.72	121.39	178.77	130.69	162.62	118.24	176.67	127.59	140.02	100.79
Springfield, Mo. (via Kansas City)			105.65	79.35	110.25	79.35	107.95	77.80	95.75	69.10	79.00	61.00	95.10	73.40	82.65	63.85	93.25	69.10	48.25	37.25
Springfield, Mo. (via Denver)			105.65	79.35	110.25	79.35	107.95	77.80	95.75	69.10	76.45	59.00	92.60	71.40	82.65	63.85	93.25	69.10	48.25	37.25
Syracuse, N. Y.			184.20	128.90	184.20	128.90	172.75	120.75	154.80	112.15	144.85	105.95	156.90	115.20	140.75					

PULLMAN SLEEPING CAR RATES

(Transportation Tax not included)

These fares compiled from current Tariffs as of Sept. 21, 1951 for information only. Not to be used for selling purposes. Subject to change without notice. See Page 49 for Rates for Upper Berths, Drawing Rooms, Compartments, Bedrooms, Roomettes, etc. Based on Applicable Lower Berth.

Chicago	St. Paul Minneapolis	Co. Bluffs Omaha	St. Louis	Kansas City	Denver	BETWEEN											
						AND					Salt Lake City	Butte	Portland	Seattle Tacoma	Los Angeles	San Francisco	
Double Lower Standard Berth	Double Lower Standard Berth	Double Lower Standard Berth	Double Lower Standard Berth	Double Lower Standard Berth	Double Lower Standard Berth	Double Lower Standard Berth	Double Lower Standard Berth	Double Lower Standard Berth	Double Lower Standard Berth	Double Lower Standard Berth	Double Lower Standard Berth	Double Lower Standard Berth	Double Lower Standard Berth	Double Lower Standard Berth	Double Lower Standard Berth		
\$17.55	\$*17.85	\$13.80	\$17.55	\$14.50	\$10.65	Boise.....	Ida. \$ 4.70	Butte.....	\$ 6.15	Portland.....	\$ 6.15	Seattle.....	\$ 8.00	Los Angeles.....	\$12.60	San Francisco.....	\$*13.60
9.95	12.25	13.80	11.55	13.80	19.00	Boston.....	Mass. 22.60	Butte.....	5.90	Portland.....	28.90	Seattle.....	28.90	Los Angeles.....	29.60	San Francisco.....	29.60
14.80	*15.60	11.55	14.50	12.25	10.25	Butte.....	Mont. 8.65	Portland.....	8.65	Portland.....	8.65	Seattle.....	P 8.65	Los Angeles.....	12.80	San Francisco.....	12.80
17.85	17.25	14.10	17.55	15.05	10.25	Cedar City.....	Utah 4.05	Portland.....	*9.55	Portland.....	*14.00	Seattle.....	*15.60	Los Angeles.....	6.90	San Francisco.....	G*11.60
10.65	9.95	6.55	10.65	8.30		Cheyenne.....	Wyo. 6.55	Portland.....	8.65	Portland.....	14.50	Seattle.....	14.50	Los Angeles.....	14.50	San Francisco.....	14.50
	4.70	5.80	4.05	5.50	10.65	Chicago.....	Ill. 14.50	Butte.....	14.90	Portland.....	21.00	Seattle.....	21.00	Los Angeles.....	21.00	San Francisco.....	21.00
10.65	9.95	6.55	9.95	6.55		Denver.....	Colo. 7.60	Butte.....	10.25	Portland.....	14.80	Seattle.....	14.80	Los Angeles.....	15.40	San Francisco.....	15.40
D14.50	D*15.60	D11.55	D14.50	D12.25	D 8.30	Idaho Falls.....	Ida. 4.05	Butte.....	4.05	Portland.....	8.65	Seattle.....	R10.25	Los Angeles.....	10.95	San Francisco.....	11.95
5.50	5.80	4.05	4.05		6.55	Kansas City.....	Mo. 12.25	Butte.....	12.25	Portland.....	18.10	Seattle.....	18.10	Los Angeles.....	18.10	San Francisco.....	18.10
16.60	16.05	12.80	16.60	13.50	9.60	Ketchum (Sun Valley).....	Ida. 4.35	Butte.....	5.10	Portland.....	7.60	Seattle.....	M9.60	Los Angeles.....	12.25	San Francisco.....	12.25
18.45	18.10	15.40	18.45	16.35	11.95	Las Vegas.....	Nev. 5.50	Butte.....	9.95	Portland.....	*15.45	Seattle.....	*17.05	Los Angeles.....	4.35	San Francisco.....	G* 9.05
18.45	*19.45	15.40	*20.10	16.05	13.80	Lewiston.....	Ida. 8.90	Butte.....	12.80	Portland.....	4.35	Seattle.....	*17.80	Los Angeles.....	4.35	San Francisco.....	H*12.65
21.00	21.00	18.10	20.15	18.10	15.40	Los Angeles.....	Cal. 8.90	Butte.....	12.80	Portland.....	L11.95	Seattle.....	E13.50	Los Angeles.....	6.55	San Francisco.....	L 4.70
17.55	17.25	14.10	17.55	14.80	10.25	Lund.....	Utah 4.05	Butte.....	8.00	Portland.....	*14.00	Seattle.....	*15.60	Los Angeles.....	21.00	San Francisco.....	G*11.25
4.70		4.05	5.80	5.80	9.95	Minneapolis.....	Minn. 14.50	Butte.....	*15.60	Portland.....	*22.15	Seattle.....	*22.15	Los Angeles.....	21.00	San Francisco.....	21.00
8.90	12.25	12.80	10.65	12.80	18.10	New York.....	N. Y. 21.70	Butte.....	21.95	Portland.....	28.90	Seattle.....	28.90	Los Angeles.....	28.90	San Francisco.....	28.90
14.50	14.50	11.55	14.50	12.25	7.60	Ogden.....	Utah 11.55	Butte.....	4.70	Portland.....	9.60	Seattle.....	K11.55	Los Angeles.....	8.90	San Francisco.....	8.90
5.80	4.05	4.70	4.05	6.55	6.55	Omaha-Council Bluffs.....	Mo. 7.60	Butte.....	6.90	Portland.....	4.05	Seattle.....	N 5.50	Los Angeles.....	A15.05	San Francisco.....	H*12.35
18.10	*19.45	15.40	17.55	16.05	12.25	Pendleton.....	Ore. 21.00	Butte.....	21.30	Portland.....	27.95	Seattle.....	27.95	Los Angeles.....	27.95	San Francisco.....	27.95
8.30	11.55	12.25	9.95	12.25	17.55	Philadelphia.....	Pa. 21.00	Butte.....	21.30	Portland.....	27.95	Seattle.....	27.95	Los Angeles.....	27.95	San Francisco.....	27.95
14.50	*15.60	11.55	14.50	12.25	8.00	Pocatello.....	Ida. 4.05	Butte.....	4.05	Portland.....	8.30	Seattle.....	9.95	Los Angeles.....	10.25	San Francisco.....	11.95
21.00	*22.15	18.10	20.15	18.10	14.80	Portland.....	Ore. 9.95	Butte.....	8.65	Portland.....	8.30	Seattle.....	4.05	Los Angeles.....	L11.95	San Francisco.....	L 8.30
19.30	19.00	16.05	19.30	17.25	12.80	Reno.....	Nev. 6.55	Butte.....	10.65	Portland.....	L 8.00	Seattle.....	F 9.60	Los Angeles.....	L 4.70	San Francisco.....	L 4.05
21.00	21.00	18.10	20.15	18.10	14.50	Sacramento.....	Cal. 8.30	Butte.....	12.25	Portland.....	9.95	Seattle.....	11.55	Los Angeles.....	8.90	San Francisco.....	8.90
14.50	14.50	11.55	14.50	12.25	7.60	Salt Lake City.....	Utah 7.60	Butte.....	5.50	Portland.....	9.95	Seattle.....	11.55	Los Angeles.....	8.90	San Francisco.....	8.90
21.00	21.00	18.10	20.15	18.10	15.40	San Francisco.....	Cal. 8.90	Butte.....	12.80	Portland.....	L 8.30	Seattle.....	C 9.95	Los Angeles.....	L 4.70	San Francisco.....	H 9.95
21.00	*22.15	18.10	20.15	18.10	14.80	Seattle.....	Wash. 11.55	Butte.....	P 8.65	Portland.....	4.05	Seattle.....	H13.50	Los Angeles.....	H13.50	San Francisco.....	H 9.95
16.05	16.05	12.25	16.05	12.80	8.90	Shoshone.....	Ida. 4.05	Butte.....	4.35	Portland.....	7.60	Seattle.....	B 8.90	Los Angeles.....	11.55	San Francisco.....	12.25
18.10	*19.45	15.40	17.55	16.05	13.80	Sioux City.....	Ia. 11.55	Butte.....	*15.60	Portland.....	18.10	Seattle.....	18.10	Los Angeles.....	18.10	San Francisco.....	18.10
						Spokane.....	Wash. 9.95	Butte.....	P 4.70	Portland.....	4.70	Seattle.....	P 4.70	Los Angeles.....	A15.70	San Francisco.....	H12.25
4.05	5.80	4.70	4.05	4.05	9.95	St. Louis.....	Mo. *14.50	Butte.....	*14.50	Portland.....	*20.15	Seattle.....	*20.15	Los Angeles.....	*20.15	San Francisco.....	*20.15
4.70	4.05	5.80	4.05	5.80	9.95	St. Paul.....	Minn. 14.50	Butte.....	*15.60	Portland.....	*22.15	Seattle.....	*22.15	Los Angeles.....	21.00	San Francisco.....	21.00
16.60	16.05	12.80	16.60	13.50	9.60	Sun Valley (Ketchum).....	Ida. 4.35	Butte.....	5.10	Portland.....	7.60	Seattle.....	M 9.60	Los Angeles.....	12.25	San Francisco.....	12.25
21.00	*22.15	18.10	20.15	18.10	14.80	Tacoma.....	Wash. 11.55	Butte.....	P 8.65	Portland.....	4.05	Seattle.....	H12.80	Los Angeles.....	H 9.60	San Francisco.....	H 9.60
14.50	*15.60	11.55	14.50	12.25	9.95	Victor.....	Ida. 4.05	Butte.....	4.05	Portland.....	10.25	Seattle.....	10.25	Los Angeles.....	11.95	San Francisco.....	*12.95
18.10	*19.45	15.40	17.55	16.05	13.25	Walla Walla.....	Wash. 8.30	Butte.....	*10.60	Portland.....	4.05	Seattle.....	* 8.10	Los Angeles.....	15.70	San Francisco.....	H*12.35
8.30	11.55	12.25	8.90	11.55	16.60	Washington.....	D. C. 21.00	Butte.....	21.30	Portland.....	27.95	Seattle.....	27.95	Los Angeles.....	27.30	San Francisco.....	27.30
D14.50	D*15.60	D11.55	D14.50	D12.25	D 9.95	West Yellowstone.....	Mont. 4.05	Butte.....	4.05	Portland.....	10.25	Seattle.....	10.25	Los Angeles.....	11.95	San Francisco.....	11.95

Lower Standard Berth Rate Between Las Vegas, Nevada and Cedar City, Utah, \$4.05

- (A) Via Salt Lake City and Pocatello. * Made combination of fares.
- (B) From Tacoma, lower standard berth, \$8.65.
- (C) Via Southern Pacific Company and Portland. From Tacoma lower standard berth, \$9.60.
- (D) Also applies via Ogden. Where through car is operated via Salt Lake City charge for side trip Ogden to Salt Lake City and return with privilege of occupying car at Salt Lake City during one-half day's stop-over is \$2.00. When change of cars is necessary and passengers transfer at Salt Lake City instead of Ogden there is no charge for the side trip.
- (E) Via Southern Pacific Company and Portland. From Tacoma, lower standard berth, \$12.80.
- (F) Via Southern Pacific Company and Portland. From Tacoma, lower standard berth, \$8.90.
- (G) Via Los Angeles. (H) Via Southern Pacific Company and Portland.
- (K) From Tacoma, lower standard berth, \$10.95
- (L) Via Southern Pacific Company.
- (M) From Tacoma, lower standard berth, \$8.90.
- (N) From Tacoma, lower standard berth, \$4.70.
- (P) Via Direct Lines. (Q) From Tacoma, lower standard berth \$7.60.
- (R) From Tacoma, lower standard berth \$9.95.

Berth rates to and from Cheyenne, Denver and west apply via Omaha or via Kansas City.

Rates effective and service available only during Park Summer Season.

Double Lower Standard Berth Rate to Los Angeles and Las Vegas from points shown, quoted via Pocatello, Idaho and Salt Lake City, Utah.

BETWEEN	
Ayer, Wash. and Los Angeles.....	\$15.70
Cheney, Wash. and Los Angeles.....	15.70
La Grande, Ore. and Los Angeles.....	14.50
Marengo, Wash. and Los Angeles.....	15.70
Hinkle, Ore. and Los Angeles.....	15.40
Walla Walla, Wash. and Los Angeles.....	15.70

BETWEEN	
Ayer, Wash. and Las Vegas, Nev.....	13.25
La Grande, Ore. and Las Vegas, Nev.....	11.25
Pendleton, Ore. and Las Vegas, Nev.....	11.95
Shoshone, Ida. and Las Vegas, Nev.....	8.30
Spokane, Wash. and Las Vegas, Nev.....	14.10
Hinkle, Ore. and Las Vegas, Nev.....	12.25
Walla Walla, Wash. and Las Vegas, Nev.....	12.60

Bedroom Rates: Bedrooms are available on most Union Pacific trains, including the Streamliner trains. See equipment pages 8 to 23 inclusive. Double bedrooms have upper and lower berths. Duplex-Single Bedrooms have only one berth. (See table on opposite page). When occupied by one person, only one rail ticket required.

Exclusive Space Occupancy by One Person: One and one-fourth railroad tickets must be purchased for exclusive use of drawing-room; one and one-tenth tickets for compartment. If Streamliner "City of Los Angeles" or "City of San Francisco" is used, one and one-tenth first class special service charge tickets are required for exclusive occupancy of a compartment, and one and one-fourth first class special service charge tickets for exclusive occupancy of a drawing-room. These tickets are in addition to the regular rail and Pullman tickets. Exception: Only one rail ticket is required for use of a compartment between Chicago, Ill., and Butte, Mont., or Pendleton, Ore., and points north and west thereof (also West Yellowstone, Mont., and Victor, Idaho).

PULLMAN SEAT

FARES

Between Various Cities and to Western Park Gateways

(Charges Shown Do Not Include Federal Tax)

Salt Lake City — Lund.....	\$2.10
Lund — Las Vegas.....	1.85
Las Vegas — Los Angeles.....	2.75
Boise — Pocatello.....	2.00
Shoshone — Pocatello.....	.95
Shoshone — Salt Lake City.....	2.30
Portland — Tacoma.....	1.30
Portland — Seattle.....	1.70
Portland — Pendleton.....	2.00
Ogden — Salt Lake City.....	.95
Salt Lake City — Pocatello.....	1.50
Omaha — Grand Island.....	1.30
Omaha — North Platte.....	2.45
Omaha — Cheyenne.....	4.10
Denver — Cheyenne.....	.95
Denver — Laramie.....	1.35
Denver — North Platte.....	2.25
Denver — Sterling.....	1.15
Kansas City — Topeka.....	.95
Kansas City — Manhattan.....	.95
Kansas City — Salina.....	1.30

Table of Rates for Various Accommodations in Standard Pullman Sleeping Cars Effective Sept. 21, 1951

(Charges shown do not include federal tax)

Where Lower Berth Rate is	Upper Berth Rate is	Room-ette for one Person is	Duplex Single Room for one Person is	Bed Room for one Person is	Bed Room for two Persons is	Bed'Rm Suite for two or more Persons is	Com-part'm't for one Person is	Com-part'm't for two Persons is	Drawing Room for one Person is	Drawing Room for two Persons is
\$ 3.50	\$ 2.60	\$ 4.85	\$ 5.50	\$ 6.65	\$ 7.70	\$13.30	\$ 7.90	\$ 9.60	\$10.50	\$13.30
4.05	3.00	5.60	6.35	7.65	8.85	15.30	9.10	11.05	12.10	15.30
4.35	3.35	6.10	7.00	8.30	9.60	16.60	9.85	12.55	13.10	16.60
4.70	3.55	6.60	7.60	8.95	10.35	17.90	10.65	13.30	14.15	17.90
5.10	3.90	7.15	8.15	9.70	11.25	19.40	11.50	14.80	15.35	19.40
5.50	4.15	7.65	8.70	10.45	12.15	20.90	12.40	15.45	16.55	20.90
5.80	4.45	8.20	9.25	11.05	12.75	22.10	13.05	16.25	17.40	22.10
6.15	4.70	8.65	9.90	11.65	13.50	23.30	13.85	17.70	18.45	23.30
6.55	4.95	9.15	10.45	12.50	14.45	25.00	14.80	18.40	19.65	25.00
6.90	5.30	9.65	11.05	13.10	15.20	26.20	15.55	19.85	20.70	26.20
7.20	5.50	10.10	11.55	13.70	15.80	27.40	16.15	20.55	21.55	27.40
7.60	5.75	10.60	12.10	14.45	16.70	28.90	17.10	21.15	22.75	28.90
8.00	6.05	11.10	12.65	15.20	17.60	30.40	18.00	22.55	24.00	30.40
8.30	6.25	11.55	13.25	15.75	18.25	31.50	18.65	23.25	24.85	31.50
8.65	6.55	12.00	13.80	16.40	19.00	32.80	19.45	24.60	25.90	32.80
8										

TRAFFIC REPRESENTATIVES . . . UNION PACIFIC RAILROAD

Here, for your convenience, is a list of Union Pacific office addresses, telephone numbers, and names of the men and women at each. If you want advice in connection with your travel plans, call the nearest

office. Someone there will gladly give you the information. These offices are at your service—for reservations, for convenient side trips, for help in changing trains or making connections.

ABERDEEN, WASH.—3 Union Passenger Station, K and River Sts.—Phone 1018
C. H. JACKA.....General Agent

ALHAMBRA, CALIF.—City Tkt. Office, 51 S. Garfield Ave.—Phone ATlanette 18763
A. L. GETMAN.....(or Phone Cumberland 38624).....Ticket Agent

ASTORIA, ORE.—438 Commercial St.—Phone 304
FLOYD C. FOSTER.....Traveling Freight and Passenger Agent

ATLANTA 3, Ga.—1432 Healey Building Phone Lamar 6261
P. S. SMITH.....General Agent
J. R. TURNER.....(Tampa).....Traveling Freight and Passenger Agent
J. D. GLOVER.....Traveling Freight and Passenger Agent

BEND, ORE.—1054 Bond St.—Phone 63
H. D. ATTHON.....General Agent

BEVERLY HILLS, CALIF.—9571 Wilshire Blvd.—Phone CRestview 1-1167
FREDERICK YATES.....(or Phone Bradshaw 2-1633).....City Passenger Agent
E. J. MURPHY.....City Ticket Agent

BIRMINGHAM 3, ALA.—701 Brown-Marx Building—Phone 7-1837
J. E. PILON.....District Passenger and Passenger Agent

BOISE, IDAHO—City Ticket Office, Idaho Bldg., 212 No. 8th St.—Phone 414
KAY L. JOHNSON.....General Agent
W. J. HYNES.....Special Representative
R. C. COLE.....City Passenger and Ticket Agent
D. F. ALVORD.....Traveling Passenger Agent
T. F. MEYER.....Traveling Freight and Passenger Agent

BOSTON 8, MASS.—208 Old South Bldg., 294 Washington St.—Phone
M. W. COONERTY.....Hubbard 2-6380.....General Agent
F. G. JUST.....City Passenger Agent
HARRY A. HANSEN.....Traveling Freight and Passenger Agent
W. H. BEST.....Traveling Freight and Passenger Agent

BREMERTON, WASH.—Consolidated Ticket Office, 228 First St.—Phone 723
S. S. HARVEY.....Ticket Agent

BUTTE, MONT.—609 Metals Bank Bldg., 8 West Park Street—Phone 22389
J. D. FORD.....General Agent
W. H. WATSON.....City Freight and Passenger Agent
J. D. HAGUE.....Traveling Freight and Passenger Agent
Consolidated Ticket Office—2 North Main Street—Phone 3276
D. E. WILDER.....Ticket Agent

CHEYENNE, WYO.—City Ticket Office, 120 W. 16th St.—Phone 421
C. E. ASTLER.....Special Representative
W. W. JOHNS.....General Agent
C. E. STONE.....Traveling Passenger Agent
W. A. BROWN.....City Passenger and Ticket Agent

CHICAGO 3, ILL.—11 South LaSalle Street at Madison—Phone
H. C. YERGER.....Randolph 6-0141.....Traffic Manager
M. R. BRYAN.....General Freight Agent
C. E. SHANAHAN.....General Agent, Freight Department
T. L. VOGEL.....Foreign Freight Traffic Manager

CHICAGO 3, ILL.—City Ticket Office, One So. LaSalle Street—Phone
J. C. POLLOCK.....Randolph 6-0141.....General Passenger Agent
ALFRED J. WHITE.....District Passenger Agent
P. B. FEICH.....City Ticket Agent
ELMER YOUNG.....City Passenger Agent
T. J. FORAL.....City Passenger Agent
T. R. WING.....Passenger Agent
H. G. WELLS.....Passenger Representative
G. W. BORGESON.....Passenger Representative
T. E. TAYN.....Traveling Passenger Agent
J. J. CUMMINS.....Traveling Passenger Agent
MARION A. MCKINNEY.....Women's Travel Department

CINCINNATI 2, OHIO—303 Dixie Term. Bldg., 4th & Walnut Sts.—Phone Main 0144
F. B. SWOPE.....General Agent
J. J. MCCARTHY.....District Passenger Agent
J. M. WIEDEMER.....City Passenger Agent
W. T. NIELSEN.....Traveling Passenger Agent
M. T. KAUFMAN.....Traveling Passenger Agent

CLEVELAND 13, OHIO—1407 Terminal Tower, 50 Public Square—Phone
G. A. BROWN.....Main 1-3070.....General Agent
R. J. GOURLEY.....City Passenger Agent
F. L. FRIDMAN.....Traveling Passenger Agent
EDWIN H. ALLEN.....(Buffalo).....Traveling Freight and Passenger Agent
D. P. DRISCOLL.....Traveling Freight and Passenger Agent

COUNCIL BLUFFS, IA.—Union Pacific Transfer Depot—Phone 6134
W. M. CALHOUN.....Freight and Passenger Agent

DALLAS 1, TEXAS—2108 Mercantile Bank Bldg.—Phone Riersterdie 1778
C. M. BROWN.....General Agent
M. A. ARNOLD.....Traveling Freight and Passenger Agent
L. L. CRAWFORD.....Traveling Freight and Passenger Agent

DENVER 2, COLO.—City Ticket Office, 535 17th Street—Phone Keystone 4141
P. F. ECHELE.....Traffic Manager
M. A. LIGHT.....General Freight Agent
K. N. MIDDLEKAUFF.....General Agent, Passenger Department
J. L. BOSTICK.....City Ticket Agent
E. R. A. SIEMERS.....City Passenger Agent
ALVA L. SMITH.....City Passenger Agent
H. A. ENGLESON.....City Passenger Agent
O. B. STAPLETON.....Traveling Passenger Agent
A. M. MCGLOSSON.....Depot Passenger Agent
Mrs. Lu GRAY BROWN.....Women's Travel Department

DES MOINES 9, IOWA—407 Equitable Bldg., 6th & Locust Sts.—Phone 5-0583
EUGENE R. FIELD.....General Agent
W. W. MCKEE.....Traveling Freight and Passenger Agent
C. W. JACKSON.....Traveling Passenger Agent

DETROIT 26, MICH.—612 Book Bldg., 1249 Washington Blvd.—Phone
C. J. STEGEMAN.....Woodward 1-7794.....Traffic Manager
E. E. SWANSON.....District Passenger Agent
W. J. WRIGHT.....City Passenger Agent
W. A. JACOB, JR.....Passenger Agent
F. J. BEGGS.....(Grand Rapids).....Traveling Freight and Passenger Agent
F. O. KANSORKA.....(Toledo).....Traveling Freight and Passenger Agent
A. J. BRAMAN.....Traveling Passenger Agent

EAST LOS ANGELES, CALIF.—6454 Ferguson Drive—Phone Angelus 6509
J. J. WALKER.....Ticket Agent

EUGENE, ORE.—Suite 21, Cascade Bldg., 163 East 12th Avenue Phone 5-8461
A. B. TAYLOR.....General Agent
R. D. TOOMEY.....Traveling Freight and Passenger Agent

FRESNO 1, CALIF.—207 Rowell Bldg., Tulare St. & Van Ness Ave.—Phone 4-6571
H. G. PELLETIER.....General Agent
W. H. MCPHERSON.....(Bakersfield).....Traveling Freight and Passenger Agent
CARL BIANCHINI.....Traveling Freight and Passenger Agent

GERING, NEBR.—Union Pacific Station—Phone 95
F. M. PURNELL.....General Agent

GLENDALE 3, CALIF.—City Ticket Office, 404½ North Brand Boulevard—Phone
W. A. SHOOK.....(Phone Citrus 1-2174, or Chapman 5-1370).....General Agent

HOLLYWOOD 28, CALIF.—City Ticket Office, 6702 Hollywood Blvd.—Phone
V. J. SCHMITTROTTH.....(Hillside 0281).....Gen'l Agt., Passenger Department
W. L. DUNCAN.....City Ticket Agent
LEO P. DRAKE.....City Passenger Agent
H. C. FARMER.....City Passenger Agent

HUNTINGTON PARK, CALIF.—City Ticket Office, 7002 Pacific Blvd.—Phone
R. H. LUND.....(Phone Kimball 9281).....Passenger Agent

KANSAS CITY 6, MO.—200 Waldheim Bldg., 6 East Eleventh St.—Phone Victor 6530
D. R. ALEXANDER.....General Freight and Passenger Agent
J. F. TURENTINE.....General Agent, Freight Department
City Ticket Office—2 East Eleventh Street—Phone Victor 6530
J. M. FORSHA.....General Agent, Passenger Department
W. F. ROBINSON.....City Ticket Agent
HARRY M. BACK.....City Passenger Agent
T. F. HERMON.....City Passenger Agent
G. B. CRIPPEN.....Depot Passenger Agent
J. E. SMITH.....Traveling Passenger Agent
W. G. SMITH.....Traveling Passenger Agent

LAS VEGAS, NEV.—Union Pacific Station—Phone 1180
W. R. NEUSTROM.....Ticket Agent

LEWISTON, IDAHO—Room 7, Union Depot—Phone 1163
H. J. BERGER.....General Agent

LINCOLN 8, NEBR.—City Ticket Office, 234 So. 13th St.—Phone 2-6517
A. H. GENGE.....General Agent

LONG BEACH 2, CALIF.—City Ticket Office, 144 Pine Avenue—Phone 7-2931
H. J. DeLACY.....General Agent
R. G. SHOENBERGER.....City Ticket Agent
J. B. CARTER.....City Passenger Agent
R. W. CONNELL.....City Freight and Passenger Agent

LONGVIEW, WASH.—Freight Station, 7th and Hudson Sts.—Phone 818
C. F. HEATH, Ticket Office, 1453 Broadway, Phone 815.....Ticket Agent

LOS ANGELES 14, CALIF.—Union Pacific Bldg., 422 W. 6th Street—Phone
J. W. PADDEN.....Trinity 9211.....Traffic Manager
W. F. NASH.....Assistant Traffic Manager
E. C. RASMUSSEN.....General Freight Agent
C. H. SALTMARSH.....General Passenger Agent
E. E. SWANSON.....Assistant General Passenger Agent
G. M. ROLAND.....District Baggage Agent
City Ticket Office—Union Pacific Bldg., 434 W. 6th Street—Phone Trinity 9211
E. H. ECKHOFF.....City Ticket Agent
Union Pacific Building—608 So. Olive Street—Phone Trinity 9211
C. F. HALLSMAN.....General Agent, Passenger Department
C. S. RHOADS.....City Passenger Agent
W. R. VOLBERS.....City Passenger Agent
G. B. MOORE.....City Passenger Agent
A. J. ECKERLE.....City Passenger Agent
E. D. CHAMBERLAIN.....City Passenger Agent
R. W. BLAND.....Traveling Passenger Agent
W. F. BROWN.....Traveling Passenger Agent
610 So. Olive Street—Phone Trinity 9211
F. L. MORGAN.....General Agent, Freight Department
Union Passenger Station—Phone Trinity 9211
M. F. BILLINGS.....Depot Passenger Agent
JACK A. RAMSEY.....Depot Passenger Agent
JAY D. GODDARD.....Depot Ticket Agent

MEMPHIS 3, TENN.—1137 Sterick Bldg.—8 North Third St.—Phone 8-6220
G. E. ROTHROCK.....General Agent
C. F. SCHENING.....Traveling Freight and Passenger Agent
D. J. NELSON, (No. Little Rock, Ark.).....Trav. Fht. & Pssgr. Agent

MILWAUKEE 3, WIS.—814 Warner Bldg., 212 W. Wisconsin Ave.—Phone
K. T. MINDEMANN.....Marquette 8-7833.....General Agent
C. E. PAXTON.....City Passenger Agent
G. E. MCGUIRE.....Traveling Passenger Agent

MINNEAPOLIS 2, MINN.—890 Northwestern Bank Bldg., 620 Marquette Ave.—Phone
E. W. MAU.....Matn 2451.....General Agent
A. J. WINTERSTEEN.....City Passenger Agent
Wm. H. BRENNAN.....Traveling Freight and Passenger Agent
M. G. CARROLL.....Traveling Freight and Passenger Agent

NEW ORLEANS 12, LA.—504 National Bank of Comm. Bldg., 210 Baronne St.—Phone
D. V. RICKSON.....(Phone Canal 2374).....General Agent
P. E. HAGAN.....Traffic Agent

NEW YORK 20, N. Y.—626 Fifth Ave., Suite 350, Rockefeller Center—Phone
H. L. LAUB.....Circle 6-4900.....Eastern Traffic Manager
RHEES FIFE.....General Agent, Passenger Department
C. J. SMITH.....District Passenger Agent
J. M. QUADE.....City Passenger Agent
J. A. NEUBAUER.....City Passenger Agent
E. H. JOHNSON.....City Passenger Agent
JEN. F. SCHWARTZ.....Passenger and Ticket Agent
C. A. CHARMOLLE.....Traveling Passenger Agent
E. R. VAN DOREN.....Traveling Passenger Agent
L. G. STAHL.....(Phone Circle 6-4908).....General Agent, Freight Department

OAKLAND 12, CALIF.—215 Central Bank Bldg., 436 14th St.—Phone
J. A. GOLOBICK.....(Phone Glencourt 1-8576).....General Agent
W. R. SCHMIDT.....City Passenger Agent

OGDEN, UTAH—City Ticket Office, Ben Lomond Hotel Bldg.—Phone 5533
J. F. BAKER.....General Agent
H. O. MCINTYRE.....Traveling Freight and Passenger Agent
G. A. NEBEKER.....Depot Passenger Agent
A. J. HILL.....Passenger Representative

OMAHA 2, NEBR.—Union Pacific Building, 1416 Dodge St.—Phone Jackson 5822
A. G. HILKER.....Passenger Traffic Manager
L. G. MEYER.....Assistant Passenger Traffic Manager
I. D. KESSLER.....Assistant Passenger Traffic Manager
L. B. JOHNSON.....General Passenger Agent
G. J. GILES.....Assistant General Passenger Agent
F. W. HICKSON.....Manager Mail, Baggage and Express Traffic
J. C. BEAUMONT.....General Freight Agent
J. W. JARVIS.....Supervisor Agricultural Development

City Ticket Office—Corner 15th & Dodge Streets—Phone Jackson 5822
WALTER CONREY.....General Agent, Passenger Department
M. W. BREWER.....City Ticket Agent
R. S. FARLEY.....City Passenger Agent
L. S. NORGARD.....Traveling Passenger Agent
J. D. MARTIN.....Traveling Passenger Agent
G. I. MITCHELL.....Depot Passenger Agent
D. E. ANDERSON.....Passenger Representative
MRS. MYRTLE MASON.....Women's Travel Department
R. A. FORAL.....General Agent, Freight Department

City Ticket Office—1614 Farnam Street—Phone Jackson 5822
W. W. NEILL.....Ticket Agent

PASADENA 1, CALIF.—Un. Pac. Station, 205 W. Colorado St.—Ph. Sycamore 2-4107
L. A. WIRGLER.....General Agent
E. C. CHILDS.....City Passenger Agent
W. H. LINDSEY.....Passenger and Freight Traffic Agent
R. J. BASS.....City Ticket Agent

PHILADELPHIA 2, PA.—904 Girard Trust Bldg., Broad St. & So. Penn Sq.—Phone
THOMAS CLIFT.....Rittenhouse 6-2170.....General Agent
L. J. MCKERNAN.....City Passenger Agent
T. M. J. FRITZ.....Traveling Passenger Agent
R. H. GATES.....(Richmond, Va.).....Traveling Freight and Passenger Agent

PITTSBURGH 22, PA.—1419 Oliver Bldg., Smithfield Street and Sixth Avenue—Phone
J. M. ADAMS.....Atlantic 1-0280.....General Agent
GREG W. COOK.....District Passenger Agent
E. W. HARRIS.....City Passenger Agent
J. S. GUNNER.....Traveling Freight and Passenger Agent
Wm. JAMES.....Traveling Freight and Passenger Agent

POCATELLO, IDAHO—Union Pacific Passenger Station—Phone 268
R. A. ANDERSON.....General Agent
L. G. MALZAHN.....(Idaho Falls).....Traveling Freight and Passenger Agent
R. B. WRIGHT.....(Twin Falls).....Traveling Freight and Passenger Agent

POMONA, CALIF.—Union Pacific Passenger Station—Phone Lycoming 2-5611
E. C. MALLON.....Passenger and Freight Traffic Agent

PORTLAND 5, ORE.—751 Pittock Block—Phone Broadway 7771
C. W. EVERS.....Traffic Manager
J. G. GUMMING.....General Passenger Agent
FRED LINGENFELDER.....Assistant General Passenger Agent
T. J. DOWD.....General Freight Agent
DON SUTHERLAND.....General Agent, Freight Department
J. E. SOUTHWORTH.....Traveling Passenger Agent
L. A. NEASE.....District Baggage Agent

City Ticket Office—701 S. W. Washington Street—Phone Broadway 7771
N. B. FALLAS.....General Agent, Passenger Department
C. P. WHEELER.....City Ticket Agent
W. M. RUSH.....City Passenger Agent
T. W. HOLMAN.....City Passenger Agent
D. E. LEFEVRE.....City Passenger Agent
AARON J. BROWN.....City Passenger Agent
O. M. HANSEN.....Depot Passenger Agent

RENO, NEV.—209 American Bldg., 131 West 2nd St.—Phone 3-4881
J. D. MALEY.....General Agent

RIVERSIDE, CALIF.—Union Pacific Pass. Station, 7th & Vine Sts.—Phone 626
J. L. BRECHIN.....General Agent
RALPH E. TUTTLE.....City Freight and Passenger Agent
FERDINAND DAVIS.....City Freight and Passenger Agent
B. A. STEWART.....Traveling Freight and Passenger Agent
L. M. LAYNE.....(Las Vegas).....Traveling Freight and Passenger Agent

ST. JOSEPH 2, MO.—City Ticket Office, 516 Francis Street—Phone 2-6455
F. F. ROBINSON.....General Freight and Passenger Agent
W. R. TAYLOR.....Passenger and Ticket Agent
J. W. MARTIN.....(Hastings, Neb.).....Traveling Freight and Passenger Agent

ST. LOUIS 1, MO.—1223 Ambassador Bldg., 411 North 7th St.—Phone Chestnut 7760
T. W. GURSKY.....General Agent
A. F. WALTMATH.....City Passenger Agent
J. M. REBMANN.....Traveling Passenger Agent

SACRAMENTO 14, CALIF.—217 Forum Bldg., 1107 Ninth St.—Phone Gilbert 2-1025
F. A. FOX.....General Agent
E. B. ATHERTON.....(Klamath Falls).....District Freight and Passenger Agent
J. C. LINDSEY.....Traveling Freight and Passenger Agent

SALINA, KANS.—Third and Ash Streets—Phone 297
J. M. BROWN.....General Agent

E. A. KLIPPEL
General Passenger Traffic Manager
OMAHA 2, NEBR.

W. T. BURNS
Vice-President, Traffic
OMAHA 2, NEBR.

J. R. MacANALLY
General Freight Traffic Manager
OMAHA 2, NEBR.

From Office . . . or Home

TELEPHONE YOUR TRANSPORTATION REQUIREMENTS

Passenger or Freight representatives in your nearest Union Pacific office are eager to help you.