




OUTDOOR
Ice Skating



Swimming



Golf



Riding



Sun Valley IDAHO

THAT'S THE LIFE!

One reason for Sun Valley's wide appeal is the great variety of summertime, fun-time activities. From outdoor ice skating to swimming . . . golf to horseback riding . . . you'll enjoy your favorite sport more at this green-carpeted land of sparkling days and crisp, cool nights. Why not make your plans NOW?

AMERICA'S GREATEST VACATION BARGAIN
"SUMMER FUN" WEEKS—7 DAYS—7 NIGHTS

DURING JUNE • JULY • AUGUST • SEPTEMBER
at the one ALL-EXPENSE RATE of **\$56⁰⁰**

Hard to believe? Yes . . . but TRUE!
Comfortable accommodations in an attractive chalet, all meals and many free sports activities including swimming, tennis, dancing and evening entertainment. Reasonable charges for other activities. Start any day of the week you wish.

{ASK ABOUT . . .}
{LOW RAIL FARES}

FOR RESERVATIONS:


or information, address Winston McCrea, Manager, Sun Valley, Idaho, or Union Pacific Railroad, 15th and Dodge Streets, Omaha 2, Nebraska, or see your local Travel Agent.

OWNED AND OPERATED BY UNION PACIFIC RAILROAD

June 22, 1952

UNION PACIFIC RAILROAD

TIME TABLES



June 22, 1952

UNION PACIFIC RAILROAD

TIME TABLES




TABLE OF CONTENTS

Section	Page
Index to Union Pacific Stations	3 to 5
Coast to Coast Sleeping Car Service	.6 and 7
Equipment of Through Trains	.8 to 23
Condensed Train Schedules	.8 to 23
Complete Train Schedules	.24 to 41
Map of Union Pacific and Connecting Lines	.26 and 27
Connecting Rail Lines Service	.32, 43 and 44

Section	Page
Connecting Bus Lines Service	.42
Address of Principal Union Pacific Stations	.42
One Way Railroad Fares	.45
Round Trip Railroad Fares	.46 and 47
Pullman Sleeping Car Charges	.48 and 49
Special Service Charges	.49
Union Pacific Representatives	.50 and 51

INFORMATION

Miles shown on mile posts read westward from Council Bluffs, Iowa. Miles shown herein are from Omaha, Nebraska. (Variance approximately 3 miles.)

Time from midnight to noon inclusive, is indicated by light face type; **from noon to midnight inclusive, by dark face type.**

Any person who, because of mental, physical or other disability, is incapable of properly caring for himself or herself, will be received as a passenger ONLY when accompanied by a competent attendant.

As additional new leg rest seat coaches are received, they are being assigned to the Pacific Coast streamliners. Every effort is made to maintain this service, but operation of non-leg rest coaches may be necessary on occasions due to emergencies or shortages.

On trains that carry chair car porters, there is no charge for the services of the porter. He will, however, collect a nominal charge for pillows.

Children under 5 years of age ride free, when accompanied by parent or guardian; 5 years of age and under 12, pay one-half fare; 12 years of age and over, pay full fare.

Should any question or difference of understanding arise with agents or conductors as to proper fare or ticket privileges, please pay fare requested, take receipt, and communicate with General Passenger Traffic Manager, Omaha 2, Nebr.

Tickets unused or partly used, will be redeemed under tariff regulations at proper value. Consult any Union Pacific office or write to Gen'l Passenger Traffic Mgr., Omaha 2, Nebr.

Stopovers are permitted at all points within final limit of tickets by notifying conductor.

Many attractive side trips and optional routes are available. Ask your local Agent or any Union Pacific representative for details.

Tickets reading via Union Pacific Railroad will be honored by Overland Greyhound Bus Lines between any two points between which those two companies jointly operate.

You are requested to purchase your tickets before boarding the train.

At Chicago the Parmelee coupon on a through railroad ticket entitles the holder, without additional charge, to have himself and hand luggage transferred in a Parmelee car from his incoming to his outgoing station or to a downtown destination. Or, when there is at least a 3-hour interval between arrival of train in Chicago and scheduled departure time from outgoing station, Parmelee will transfer such luggage to the

passenger's outgoing station where it can be claimed at the parcel check room. The only cost is the usual parcel checking fee, 15 cents for each bag or parcel.

It is desirable to mark or tag each piece of baggage (for easy identification) with your name and address and, in addition, place your name and permanent address inside each piece, whether it is checked or carried with you on the train. Ask Ticket or Baggage Agent for free address labels.

For the convenience and comfort of themselves and others, passengers are requested to check their hand baggage whenever possible, except that actually needed for personal use enroute. No responsibility is assumed for unchecked articles left in stations, on platforms or in cars.

Checkable baggage consists of wearing apparel, toilet articles and such personal effects as the passenger may need for use on the trip.

Money, jewelry, negotiable papers, liquids, fragile or perishable articles, radios, typewriters, dishes and household goods must not be included in checked baggage.

One hundred and fifty (150) pounds of baggage, not exceeding one hundred dollars (\$100.00) in value, may be checked free on each adult ticket, and one-half those amounts in connection with half-fare tickets.

Passengers have the privilege of declaring additional value on checked baggage, not to exceed a total of \$2500.00, upon payment of a nominal charge. Consult Baggage Agent.

Dogs or other small household pets will be transported in baggage cars, subject to tariff regulations, or they may be taken into room accommodations when in suitable containers and subject to Pullman Company regulations. Ask your Agent for full details.

No single piece of baggage, exceeding 300 pounds in weight, 72 inches in greatest dimension, or single shipments in excess of \$2500.00 in value, will be checked. *Exception:* Boxes of heavy or corrugated pasteboard are limited to a gross weight of 50 pounds each.

All baggage should be marked plainly on outside with name and address of the owner.

In case of lost articles, communicate with Manager, Mail, Baggage & Express Traffic, Omaha 2, Nebr.

Union Pacific Railroad is not responsible for errors in time tables, inconvenience or loss resulting from delayed trains, failure to make connections, air conditioning failures, or emergency substitutions in equipment. Schedules, consists and designations of trains shown in this folder are subject to change without notice.

INDEX OF CONDENSED THROUGH TIME TABLES

BETWEEN AND	TABLE	BETWEEN AND	TABLE	BETWEEN AND	TABLE
New York City—		St. Louis—		Denver—	
Los Angeles.....	Page 6	Reno, San Francisco.....	E	Spokane.....	L
San Francisco.....	Page 7	Kansas City	H	West Yellowstone, Victor....	O
Chicago—		Omaha,....		Salt Lake City, Cedar City, Las Vegas, Pasadena, Los Angeles.....	A—D
Los Angeles, Pasadena, Las Vegas, Cedar City, Salt Lake City, Ogden, Cheyenne....	A	San Francisco, Reno, Ogden, Cheyenne, West Yellowstone	B	Reno, San Francisco.....	B—E
Seattle, Tacoma, Portland, Boise, Sun Valley, West Yellowstone.....	C	Minneapolis. Omaha, Ogden, Salt Lake City, Cedar City, Las Vegas, Pasadena, Los Angeles....	A	Salt Lake City, Boise, Portland, Tacoma, Seattle....	U
Denver, North Platte.....	G	Ogden, Reno, San Francisco..	B	Denver.....	R
Spokane.....	K	North Platte, Denver.....	G	West Yellowstone, Victor, Butte	J
West Yellowstone, Victor....	O	Denver.....	J	Spokane.....	T
St. Louis—		Ogden, Salt Lake City.....	J	Sun Valley... Los Angeles.....	T
Kansas City, Denver, Ogden, Salt Lake, Cedar City, Las Vegas, Pasadena, Los Angeles.....	D	Cedar City, Las Vegas, Los Angeles, Pasadena.....	D	Seattle..... Tacoma, Portland.....	Z
		Reno, San Francisco.....	E	Tacoma, San Francisco, Los Angeles..	Y
		Sun Valley, Boise, Portland, Tacoma, Seattle.....	F	Spokane..... Portland, Yakima.....	W
				San Francisco, Los Angeles..	X
				Sun Valley, Los Angeles....	D—T

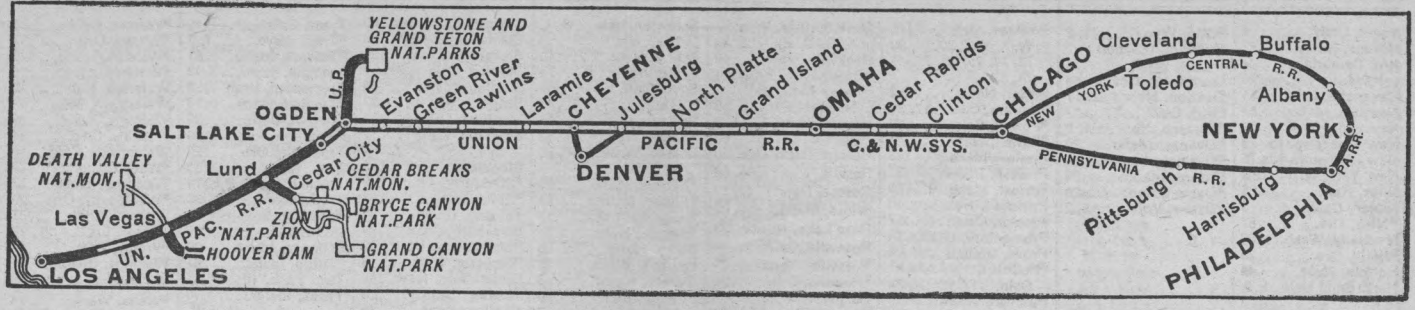
INDEX TO UNION PACIFIC STATIONS

Each Time Table is numbered. The numbers opposite the stations are the numbers of the time tables in which the stations are shown. Stations marked * are located on Divisions indicated by table numbers, but are not shown in folder tables.

Table No.	Table No.	Table No.	Table No.	Table No.	Table No.
Aberdeen, Idaho... 56	Arlington, Ore. C, W, 20, 74	*Baxter, Wyo. 1, 2	Bond, Mont. 36	Buick, Colo. 24	Cedar Rapids, Iowa, 1, 2
Aberdeen, Wash. 21	Armstead, Mont. R, 36	Bayard, Nebr., (See So. Bayard).... 42	Bonner Springs, Kans. 24, 52	*Bullard, Nebr. 42	Cedar Rapids, Nebr. 46
Aberdeen Jct., Ida. 56	Armstrong, Wash. 76	Beattie, Kans. 53	Bonneville, Ore. 20	Bunker Hill, Kans. 24	Celiilo, Ore. 20
Acequia, Ida. 60, 61	Arnold, Nebr. 43	*Beatty, Idaho. 20	Boone, Nebr. 48	Burley, Ida. 60, 61, 62	Centennial, Wyo. 33
Acoma, Nev. 3	Aroya, Colo. 24	*Becks, Utah. 31	*Boone, Nebr. 48	*Burmah, Idaho. 65	Centerville, Utah. 31
*Acton, Wash. 78	Arrow, Idaho. 77	*Beckwith, Wyo. 20	*Borah, Idaho. 20	Burns, Wyo. 1, 2	Central City, Nebr. 7
Adams, Ore. 84	*Ascalon, Colo. 24	Bell, Calif. 8	*Borden, Utah. 3	Burns, Ore. 1, 2, 17, 45	Central Ferry, Wash. 77
*Adelaide, Idaho. 20	*Ash, Wash. 74	Bellevue, Idaho. 69	*Borah, Idaho. 20	Burrison, Utah. 4	Centralia, Wash. Z, 20, 21
Adrian, Ore. 64	*Ashby, Wash. 74	Belmar, Nebr. 42	*Borah, Idaho. 20	Bushnell, Mont. 3	Ceresco, Nebr. 88
Afton, Calif. 3	Asherville, Kans. 26	Beloit, Kans. 26	*Borah, Idaho. 20	Butte, Nebr. R, 36	*Chafee, Wash. 78
Agate, Colo. 24	Ashton, Idaho	Beloit, Kans. 26	*Borah, Idaho. 20	Buxton, Mont. 36	*Champlin, Utah. 3
*Aiken, Idaho. 56	... O, R. 36, 39, 40	Belvidere, Idaho. 67	*Borah, Idaho. 20	Byers, Colo. 24	Chapman, Kans. H, 24
Aikins, Kans. 52	Aspen, Wyo. 1, 2	Belvidere, Nebr. 52	*Borah, Idaho. 20	Byrne, Idaho. 57	Chapman, Nebr. 1, 2, 17
Albany, Wyo. 33	Assaria, Kans. 27	Belvue, Kans. 24	*Borah, Idaho. 20	Byron, Nev. 3	Chapman, Nebr. 1, 2, 17
Albin, Wyo. 42	Athens, Ore. 84	Bend, Ore. 86	*Borah, Idaho. 20	Cache Jct., Utah. 67	Chappell, Nebr. 1, 2
Albion, Nebr. 47	*Atkinson, Utah. 32	*Benicia, Calif. 14	*Borah, Idaho. 20	Cache Jct., Utah. 67	Chappell, Nebr. 1, 2
Albion, Wash. 76	Attalia, Wash. 74, 78	Bennett, Calif. 24	*Borah, Idaho. 20	Cache Jct., Utah. 67	Chase, Calif. 3
Alda, Nebr. 1, 2, 17	Atwood, Colo. 17	Bennington, Kans. 26	*Borah, Idaho. 20	Cache Jct., Utah. 67	Chatcolet, Idaho. 79
Alexander, Ida. 20	Auburn, Calif. 14	*Benson Jct., Utah. 37	*Borah, Idaho. 20	Cache Jct., Utah. 67	Chehalis, Wash. Z, 20, 21
Alexandria, Nebr. 52	Auburn, Colo. 17	Benton City, Wash. 78	*Borah, Idaho. 20	Cache Jct., Utah. 67	Chemung, Colo. 24
*Alfalfa Center, Nebr. 1, 2	Auburn, Wash. 20	Beowawe, Nev. 14	*Borah, Idaho. 20	Cache Jct., Utah. 67	Cheney, Wash. 37
Alhambra ... A, D, 3, 7	Ault, Colo. 30	Brainard, Nebr. 45	*Borah, Idaho. 20	Cache Jct., Utah. 67	Cherry Creek, Utah. 38
Alicol, Ore. 72	*Avon, Utah. 12	Bramwell, Idaho. 67	*Borah, Idaho. 20	Cache Jct., Utah. 67	Chester, Idaho. 39
Alicol, Kans. 65	Axtell, Nebr. 53	*Brant, Calif. 3	*Borah, Idaho. 20	Cache Jct., Utah. 67	Chester, Wash. 79
*Allendale, Idaho. 28	Ayer, Wash. K, L, T, W, X, 74, 76, 77	Beryl, Utah. 80	*Borah, Idaho. 20	Cache Jct., Utah. 67	*Chew, Wash. 74
Almota, Wash. 77		*Bessien, Idaho. 20	*Borah, Idaho. 20	Cache Jct., Utah. 67	Cheyenne, Wyo. A, B, C, D, E, F, J, K, O, 1, 2, 3, 14, 20, 30, 42
*Alpowa, Wash. 77		Beverly, Kans. 28	*Borah, Idaho. 20	Cache Jct., Utah. 67	Cheyenne Wells, Colo. 24
*Altair, Kans. 28		*Bickel, Idaho. 60	*Borah, Idaho. 20	Cache Jct., Utah. 67	Chicago, Ill. A, B, C, G, K, O, 1, 2, 3, 14, 17, 20
Altamont, Wyo. 1, 2		*Big Eddy, Idaho. 67	*Borah, Idaho. 20	Cache Jct., Utah. 67	Chubbuck, Idaho. 36
*Amalgam, Idaho. 60		*Biggam, Wash. 78	*Borah, Idaho. 20	Cache Jct., Utah. 67	*Church Buttes, Wyo. 1, 2
American Falls, Ida. 20		Biggs, Ore. 20	*Borah, Idaho. 20	Cache Jct., Utah. 67	Cima, Calif. 3
American Fork, Utah. 4		Biggs Jct., Ore. 87	*Borah, Idaho. 20	Cache Jct., Utah. 67	Circle Bar, Ore. 70
Ames, Ia. 1, 2		Big Springs, Idaho. 39	*Borah, Idaho. 20	Cache Jct., Utah. 67	Cisco, Calif. 14
Ames, Nebr. 1, 2, 17		Big Springs, Nebr. 42	*Borah, Idaho. 20	Cache Jct., Utah. 67	Clarke, Ore. 20
Amherst, Nebr. 43		Big Springs, Wyo. 42	*Borah, Idaho. 20	Cache Jct., Utah. 67	Clarks, Nebr. 1, 2, 17
*Amsterdam, Ida. 60		Big Springs, Wyo. 42	*Borah, Idaho. 20	Cache Jct., Utah. 67	Clarnie, Ore. 20
Anaheim, Calif. A, D, 3, 9		Bigham City, Nebr. 42	*Borah, Idaho. 20	Cache Jct., Utah. 67	Clarkston, Wash. 84
*Anan, Nebr. 52		Birdwood, Neb. 17	*Borah, Idaho. 20	Cache Jct., Utah. 67	Clay Center, Kans. 25
*Anderson, Idaho. 36		Bishop, Wash. 77	*Borah, Idaho. 20	Cache Jct., Utah. 67	*Clayton, Calif. 3
*Ankeny, Wash. 74		Bitter Creek, Wyo. 1, 2	*Borah, Idaho. 20	Cache Jct., Utah. 67	Clayton, Nebr. 52
*Antelope, Wyo. 1, 2		Black Buttes, Wyo. 1, 2	*Borah, Idaho. 20	Cache Jct., Utah. 67	Clear Lake, Utah. 3
Apex, Mont. 36		Blackfoot, Ida. O, R, 36, 56	*Borah, Idaho. 20	Cache Jct., Utah. 67	Cleburne, Kans. 54
Apex, Nev. 3		Black Lake, Idaho. 79	*Borah, Idaho. 20	Cache Jct., Utah. 67	Cleft, Idaho. 20
*Appleton, Idaho. 61		Black Rock, Utah. 3	*Borah, Idaho. 20	Cache Jct., Utah. 67	Clifford, Colo. 24
*Apple Valley, Ida. 20		Black Wolf, Kans. 24	*Borah, Idaho. 20	Cache Jct., Utah. 67	Clifton, Idaho. 36
*Ara, Colo. 42		*Blaine, Idaho. 65	*Borah, Idaho. 20	Cache Jct., Utah. 67	Cline, Utah. 3
*Arapahoe, Colo. 24		Blair, Kans. 53	*Borah, Idaho. 20	Cache Jct., Utah. 67	Clinton, Ia. B, 1, 2
Arcadia, Ore. 20		Blairstown, Ore. 20	*Borah, Idaho. 20	Cache Jct., Utah. 67	Coalmont, Colo. 33
*Archer, Wyo. 1, 2		Blasert, Idaho. 20	*Borah, Idaho. 20	Cache Jct., Utah. 67	Coalville, Utah. 32
Arco, Idaho. 56		Bliss, Idaho. 20, 61	*Borah, Idaho. 20	Cache Jct., Utah. 67	Cobb, Idaho. 20
*Arcola, Kans. 24		Bloom, Utah. 3	*Borah, Idaho. 20	Cache Jct., Utah. 67	Cobra, Nev. 14
Arden, Nev. 3		*Barrmore, Idaho. 61	*Borah, Idaho. 20	Cache Jct., Utah. 67	
*Arena, Colo. 24		Barstow, Calif. D, R, 3	*Borah, Idaho. 20	Cache Jct., Utah. 67	
Arimo, Idaho. 36		*Bartello, Calif. 3	*Borah, Idaho. 20	Cache Jct., Utah. 67	
Arling, Idaho. 67		Barton, Nebr. 17	*Borah, Idaho. 20	Cache Jct., Utah. 67	
		Basin, Calif. 3	*Borah, Idaho. 20	Cache Jct., Utah. 67	
		*Baskin, Utah. 1, 2	*Borah, Idaho. 20	Cache Jct., Utah. 67	
		Bassett, Idaho. 36	*Borah, Idaho. 20	Cache Jct., Utah. 67	
		Battle Mtn., Nev. 14	*Borah, Idaho. 20	Cache Jct., Utah. 67	
		Bavaria, Kans. 24	*Borah, Idaho. 20	Cache Jct., Utah. 67	

Main table listing station names and table numbers across multiple columns. Includes entries like 'Dodd, Colo. 17', 'Evans, Colo. 30', 'Georgetown, Idaho 20', etc.

Stations marked ■ are located on Divisions indicated by table numbers, but are not shown in folder tabs.



COAST-TO-COAST THROUGH SLEEPING CAR SERVICE

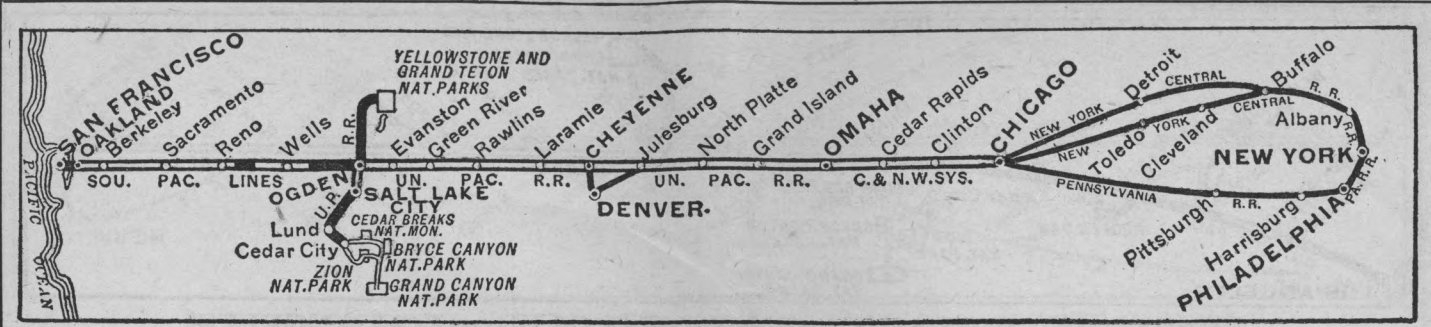
Between New York City and Los Angeles

The General No. 49 Los Angeles Limited No. 1 Daily—Example		New York and Los Angeles via Pennsylvania Railroad and Overland Route No Extra Fare		Los Angeles Limited No. 2 Pennsylvania Limited No. 2 Daily—Example		Advance Commodore Vanderbilt No. 65 Los Angeles Limited No. 1 Daily—Example		New York and Los Angeles via New York Central and Overland Route No Extra Fare		Los Angeles Limited No. 2 Lake Shore Limited No. 22 Daily—Example	
4.00	SAT	Lv New York (E. S. T.)	Ar	11.25	WED	3.00	SAT	Lv New York (E.S.T.)	Ar	12.35	WED
5.20	SAT	Lv N. Philadelphia (E.S.T.)	Ar	9.53	"	7.30	SUN	Ar Chicago (C.S.T.)	Lv	6.00	TUE
11.54	SAT	Lv Pittsburgh (E.S.T.)	Ar	2.54	WED			C. & N. W.			
7.20	SUN	Ar Chicago (C. S. T.)	Lv	6.00	TUE			Lv Chicago (C.S.T.)	Ar	2.00	TUE
		C. & N. W.				12.01	SUN	" Cedar Rapids	Lv	9.25	"
12.01	SUN	Lv Chicago (C.S.T.)	Ar	2.00	TUE	3.57	"	" Boone	"	7.15	"
3.57	"	" Cedar Rapids	Lv	9.25	"	6.25	"	Ar Omaha	Lv	4.30	TUE
6.25	"	" Boone	"	7.15	"	9.00	SUN	Union Pacific			
9.00	SUN	Ar Omaha	Lv	4.30	TUE			Lv Omaha	Ar	3.50	TUE
		Union Pacific				9.25	SUN	" Grand Island	Lv	1.20	TUE
9.25	SUN	Lv Omaha	Ar	3.50	TUE	12.05	MON	Ar N. Platte (C.S.T.)	Lv	11.00	MON
12.05	MON	" Grand Island	Lv	1.20	TUE	2.20	"	Lv N. Platte (M.S.T.)	Ar	9.45	"
2.20	"	Ar N. Platte (C.S.T.)	Lv	11.00	MON	1.30	"	" Sidney	Lv	7.55	"
1.30	"	Lv N. Platte (M.S.T.)	Ar	9.45	"	3.50	"	Ar Cheyenne	Lv	6.15	"
3.50	"	" Sidney	Lv	7.55	"	5.55	"	Lv Cheyenne	Ar	6.00	"
5.55	"	Ar Cheyenne	Lv	6.15	"	6.05	"	" Laramie	Lv	4.40	"
6.05	"	Lv Cheyenne	Ar	6.00	"	7.35	"	" Rawlins	"	2.05	"
7.35	"	" Laramie	Lv	4.40	"	9.50	"	" Green River	"	11.20	"
9.50	"	" Rawlins	"	2.05	"	12.40	"	" Ogden	"	7.30	"
12.40	"	" Green River	"	11.20	"	4.50	"	" Salt Lake City	"	6.20	"
4.50	"	" Ogden	"	7.30	"	5.50	"	" Milford (M.S.T.)	"	2.30	MON
5.50	"	" Salt Lake City	"	6.20	"	9.45	MON	Lv Las Vegas (P.S.T.)	Ar	7.55	SUN
9.45	MON	" Milford (M.S.T.)	Ar	2.30	MON	2.35	TUE	Ar San Bernardino	"	1.50	"
2.35	TUE	Lv Las Vegas (P.S.T.)	Ar	7.55	SUN	8.30	"	" Riverside	"	9.00	"
8.30	"	Ar San Bernardino	"	1.50	"	10.10	"	" East Los Angeles	"	12.20	"
9.00	"	" Riverside	"	9.00	"	10.40	TUE	Ar Los Angeles	Lv	12.01	SUN
10.10	"	" East Los Angeles	"	12.20	"						
10.40	TUE	Ar Los Angeles	Lv	12.01	SUN						
♦10.35	TUE	Ar Alhambra	"	♦11.35	SUN	♦10.35	TUE	Ar Alhambra	"	♦11.35	SUN
♦10.50	"	Ar Pasadena	"	♦11.20	"	♦10.50	"	Ar Pasadena	"	♦11.20	"
♦11.15	"	Ar Glendale (City)	"	♦10.55	"	♦11.15	"	Ar Glendale (City)	"	♦10.55	"
♦11.20	"	Ar Anaheim	"	♦10.50	"	♦11.20	"	Ar Anaheim	"	♦10.50	"
♦11.05	"	Ar Long Beach	"	♦10.55	"	♦11.05	"	Ar Long Beach	"	♦10.55	"
♦11.30	TUE	Ar San Pedro (P.S.T.)	Lv	♦10.20	SUN	♦11.30	TUE	Ar San Pedro (P.S.T.)	Lv	♦10.20	SUN

Coast-to-Coast Equipment

Nos. 49-1 and 2-2	Nos. 65-1 and 2-22
Standard Sleeping Cars. New York City to Los Angeles— 10 Roomettes, 6 Double Bedrooms. Los Angeles to New York City— 10 Roomettes, 6 Double Bedrooms.	Standard Sleeping Cars. New York City to Los Angeles— 10 Roomettes, 6 Double Bedrooms. Los Angeles to New York City— 10 Roomettes, 6 Double Bedrooms.

♦ Motor bus connections with main line trains at East Los Angeles. See tables 7, 8 and 9 for complete information on bus schedules to and from East Los Angeles.

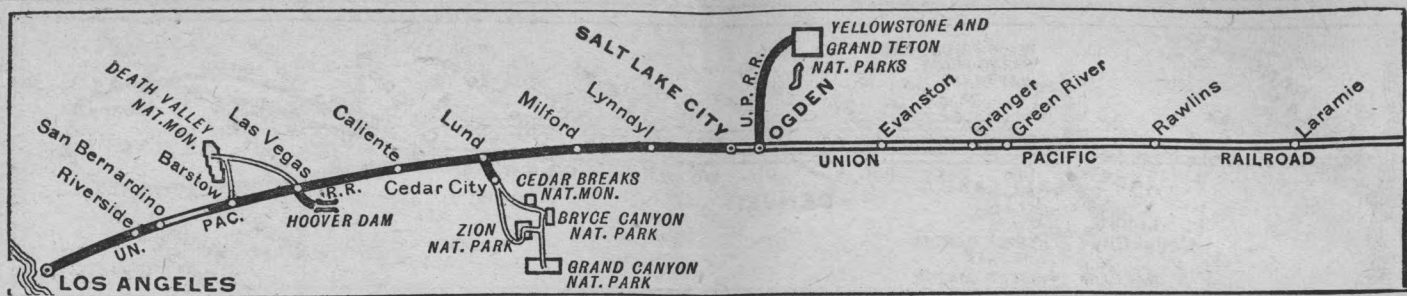


COAST-TO-COAST THROUGH SLEEPING CAR SERVICE

Between New York City and San Francisco

The Wolverine No. 17 San Francisco Overland No. 27 See Note 1		New York and San Francisco via New York Central and Overland Route No Extra Fare		San Francisco Overland No. 28 Lake Shore Limited No. 22 See Note 2		Pennsylvania Limited No. 1 San Francisco Overland No. 27 See Note 3		New York and San Francisco via Pennsylvania Railroad and Overland Route No Extra Fare		San Francisco Overland No. 28 The Admiral No. 70 See Note 4	
Note 1: Sleeping Car from New York — Operates Westbound Via New York Central						Note 3: Sleeping Car from New York — Operates Westbound Via Pennsylvania Railroad					
—ODD DAYS: August, Nov. and Dec. —EVEN DAYS: June, July, Sept. and Oct.						—EVEN DAYS: August, Nov. and Dec. —ODD DAYS: June, July, Sept. and Oct.					
Note 2: Sleeping Car from San Francisco — Operates Eastbound						Note 4: Sleeping Car from San Francisco — Operates Eastbound					
—EVEN DAYS: August, Nov. and Dec. —ODD DAYS: June, July, Sept. and Oct.						—ODD DAYS: August, Nov. and Dec. —EVEN DAYS: June, July, Sept. and Oct.					
EXAMPLE		New York Central				EXAMPLE		Pennsylvania Railroad			
6.10	SAT	Lv New York (E.S.T.)	Ar	12.35	WED	5.45	SAT	Lv New York (E.S.T.)	Ar	10.45	WED
7.13	SUN	Lv Detroit	Ar	▲	▲	7.14	SAT	Lv N. Philadelphia (E.S.T.)	Ar	9.16	"
11.30	SUN	Ar Chicago (C.S.T.)	Lv	6.00	TUE	2.05	SUN	Ar Pittsburgh (E.S.T.)	Ar	2.13	WED
		C. & N. W.				9.30	SUN	Ar Chicago (C.S.T.)	Lv	4.30	TUE
3.30	SUN	Lv Chicago (C.S.T.)	Ar	1.00	TUE	3.30	SUN	Lv Chicago (C.S.T.)	Ar	1.00	TUE
7.26	SUN	" Cedar Rapids	Lv	8.38	"	7.26	"	" Cedar Rapids	Lv	8.38	"
9.44	SUN	" Boone	"	6.30	"	9.44	SUN	" Boone	"	6.30	"
12.30	MON	Ar Omaha	Lv	3.45	TUE	12.30	MON	Ar Omaha	Lv	3.45	TUE
		Union Pacific						Union Pacific			
12.55	MON	Lv Omaha	Ar	3.20	TUE	12.55	MON	Lv Omaha	Ar	3.20	TUE
3.32	"	" Grand Island	Lv	12.45	TUE	3.32	"	" Grand Island	Lv	12.45	TUE
6.10	"	Ar N. Platte (C. S. T.)	Lv	10.20	MON	6.10	"	Ar N. Platte (C. S. T.)	Lv	10.20	MON
5.20	"	Lv N. Platte (M. S. T.)	Ar	9.10	"	5.20	"	Lv N. Platte (M. S. T.)	Ar	9.10	"
7.40	"	" Sidney	Lv	7.07	"	7.40	"	" Sidney	Lv	7.07	"
9.50	"	Ar Cheyenne	Lv	5.20	"	9.50	"	Ar Cheyenne	Lv	5.20	"
10.00	"	Lv Cheyenne	Ar	5.05	"	10.00	"	Lv Cheyenne	Ar	5.05	"
11.30	"	" Laramie	Lv	3.45	"	11.30	"	" Laramie	Lv	3.45	"
1.45	"	" Rawlins	"	1.25	"	1.45	"	" Rawlins	"	1.25	"
4.40	"	" Green River	"	10.50	"	4.40	"	" Green River	"	10.50	"
8.33	MON	Ar Ogden (M. S. T.)	Lv	6.55	MON	8.33	MON	Ar Ogden (M. S. T.)	Lv	6.55	MON
		Southern Pacific						Southern Pacific			
8.48	MON	Lv Ogden (M.S.T.)	Ar	6.25	MON	8.48	MON	Lv Ogden (M.S.T.)	Ar	6.25	MON
6.38	TUE	" Reno (P.S.T.)	Lv	6.39	SUN	6.38	TUE	" Reno (P.S.T.)	Lv	6.39	SUN
7.33	"	" Truckee	"	5.32	"	7.33	"	" Truckee	"	5.32	"
11.32	"	Ar Sacramento	"	1.40	"	11.32	"	Ar Sacramento	"	1.40	"
11.37	"	Lv Sacramento	"	1.35	"	11.37	"	Lv Sacramento	"	1.35	"
1.24	"	Ar Berkeley	"	11.46	"	1.24	"	Ar Berkeley	"	11.46	"
1.35	"	" Oakland (16th St.)	"	11.38	"	1.35	"	" Oakland (16th St.)	"	11.38	"
1.45	"	" Oakland Pier	"	11.30	"	1.45	"	" Oakland Pier	"	11.30	"
2.20	TUE	Ar San Francisco (P.S.T.)	Lv	11.00	SUN	2.20	TUE	Ar San Francisco (P.S.T.)	Lv	11.00	SUN

Nos. 17-27 and 28-22	Coast-to-Coast Equipment	Nos. 1-27 and 28-70
Standard Sleeping Car. New York City to San Francisco— 10 Roomettes, 6 Double Bedrooms. San Francisco to New York City— 10 Roomettes, 6 Double Bedrooms.	Standard Sleeping Car. New York City to San Francisco— 10 Roomettes, 6 Double Bedrooms. San Francisco to New York City— 10 Roomettes, 6 Double Bedrooms.	Standard Sleeping Car. New York City to San Francisco— 10 Roomettes, 6 Double Bedrooms. San Francisco to New York City— 10 Roomettes, 6 Double Bedrooms.



NEW YORK, CHICAGO and MINNEAPOLIS to LOS ANGELES via Omaha and Salt Lake City

Table A Condensed Schedules All Trains Daily		Streamliner City of Los Angeles 103 Daily Example	Los Angeles Limited 1 Daily Example	Idahoan City of St. Louis 11-9 Daily Example	Gold Coast -Pony Express 23-37 Daily Example	Utah Parks Service 10-309 310-9 Daily Ex. Summer Service
Lv New York (EST) N.Y.C.			3.00 SA			3.00 SA
Ar Chicago (C.S.T.)			7.30 SU			7.30 SU
Lv New York (EST) Penn. RR			4.00 SA			4.00 SA
Lv N. Philadelphia (E.S.T.)			5.20 SA			5.20 SA
Ar Chicago (C.S.T.)			7.20 SU			7.20 SU
Lv Chicago (CST) C.&N.W.		6.15 SU	12.01 SU		8.00 SU	12.01 SU
Ar Omaha		2.00 MO	9.00 SU		7.30 MO	9.00 SU
Lv Minneapolis C. & N. W.			11.40 SU	11.40 SU	9.25 SU	11.40 SU
Ar St. Paul			12.10 " "	12.10 " "	10.10 SU	12.10 " "
Ar Sioux City			6.25 " "	6.10 " "	5.20 MO	6.25 " "
Ar Omaha			8.40 SU	8.40 SU	7.45 MO	8.40 SU
Lv Omaha (C.S.T.) Un. Pac.		2.10 MO	9.25 SU	9.45 SU	8.20 MO	9.25 SU
Ar Fremont				10.45 SU	9.16 " "	
Ar Columbus				11.44 SU	10.12 " "	
Ar Grand Island				12.05 MO	11.30 " "	12.05 MO
Ar Kearney				2.05 " "	12.18 " "	
Ar North Platte (C.S.T.)		5.55 " "	2.20 " "	4.10 " "	2.15 " "	2.20 " "
Lv North Platte (M.S.T.)		5.00 " "	1.30 " "	3.40 " "	1.25 " "	1.30 " "
Ar Sidney		6.43 " "	3.50 " "	6.00 " "	3.55 " "	3.50 " "
Ar Cheyenne		8.25 " "	5.55 " "	8.40 " "	6.10 " "	5.55 " "
Lv Cheyenne		8.35 " "	6.05 " "	9.00 " "	6.20 " "	6.05 " "
Ar Laramie		9.56 " "	7.35 " "	10.30 " "	7.50 " "	7.35 " "
Ar Rawlins		11.40 " "	9.50 " "	12.48 " "	10.35 MO	9.50 " "
Ar Rock Springs				2.58 " "	12.56 TU	
Ar Green River		2.00 " "	12.40 " "	4.10 " "	1.55 " "	12.40 " "
Ar Evanson		3.40 " "	2.41 " "	6.15 " "	4.18 " "	2.41 " "
Ar Ogden		5.15 " "	4.30 " "	8.05 " "	6.15 " "	4.30 " "
Lv Ogden		5.25 " "	4.50 " "	8.35 " "	7.00 " "	4.50 " "
Lv Salt Lake City		6.10 " "	5.40 " "	9.30 " "	8.00 " "	5.40 " "
Lv Salt Lake City		6.20 " "	5.50 " "	10.15 MO	9.30 " "	10.15 MO
Lv Milford		9.30 MO	9.45 MO	2.00 TU	2.10 " "	4.10 TU
Ar Lund				2.45 TU	2.52 TU	
Ar Cedar City				630 TU	4.00 TU	6.30 TU
Lv Cedar City				1005 MO	4.30 TU	10.05 SA
Lv Lund (M.S.T.)				2.45 TU	2.52 TU	
Lv Caliente (P.S.T.)				3.54 " "	4.00 " "	3.54 " "
Ar Las Vegas		1.25 TU	2.35 TU	7.10 " "	7.40 TU	7.10 " "
Ar San Bernardino		6.20 " "	8.30 " "	12.55 " "	2.40 WE	12.55 " "
Ar Riverside			9.00 " "	1.25 " "	3.20 " "	1.25 " "
Ar East Los Angeles		7.40 " "	10.10 " "	2.30 " "	5.25 " "	2.30 " "
Ar Los Angeles (P.S.T.)		8.00 TU	10.40 TU	3.00 TU	6.00 WE	3.00 SU
Ar Alhambra		8.05 TU	10.35 TU	2.55 TU	5.50 WE	2.55 SU
Ar Pasadena		8.20 " "	10.50 " "	3.10 " "	6.05 " "	3.10 SU
Ar Glendale (City)		8.40 TU	11.15 TU	3.30 TU	6.25 WE	3.30 SU
Ar Anaheim		8.50 TU	11.20 TU	3.40 TU	6.35 WE	3.40 SU
Ar Long Beach		8.35 TU	11.05 TU	3.25 TU	6.20 WE	3.25 SU
Ar San Pedro (P.S.T.)		9.05 TU	11.30 TU	3.50 TU	6.45 WE	3.50 SU

Equipment for Page 8

★ **NO. 103—Streamliner CITY OF LOS ANGELES—DAILY—Extra Fare**
Cars from Chicago run via C. & N. W. east of Omaha.
Club Lounge Car @ Chicago to Los Angeles—(Radio, bath).
Observation—Lounge @ Chicago to Los Angeles.
Standard Sleeping Cars Chicago to Los Angeles—Drawing-rooms, Compartments, Bedrooms, Roomettes, Sections.
Reclining Seat—
Leg Rest Coaches Chicago to Los Angeles—(all seats reserved).
Cafe Lounge Car Chicago to Los Angeles—For coach passengers.
Dining Car A la carte and club or table d'hote service.

★ **NO. 1—LOS ANGELES LIMITED—DAILY—No Extra Fare**
Cars from Chicago and Minneapolis-St. Paul run via C. & N. W. to Omaha; thence U. P.
Club Lounge Car @ Chicago to Los Angeles—(Radio, bath).
Standard Sleeping Cars New York to Los Angeles—10 Roomettes, 6 Double Bedrooms (N.Y.C. No. 65 to Chicago).
New York to Los Angeles—10 Roomettes, 6 Double Bedrooms (P.R.R. No. 49 to Chicago).
Chicago to Los Angeles—2 D.R., 4 Compts., 4 Dbl. Bdrm.
Chicago to Los Angeles—12 Roomettes, 4 Dbl. Bdrm.
Chicago to Los Angeles—14 Sections.
Minneapolis-St. Paul to Los Angeles—6 Sections, 6 Roomettes, 4 Dbl. Bedrooms (203-10-203 to Omaha).
Chicago to Los Angeles (2 cars—all seats reserved).
Coach Lounge Car Chicago to Los Angeles (coach seats reserved).
Dining Car A la carte and club or table d'hote service.

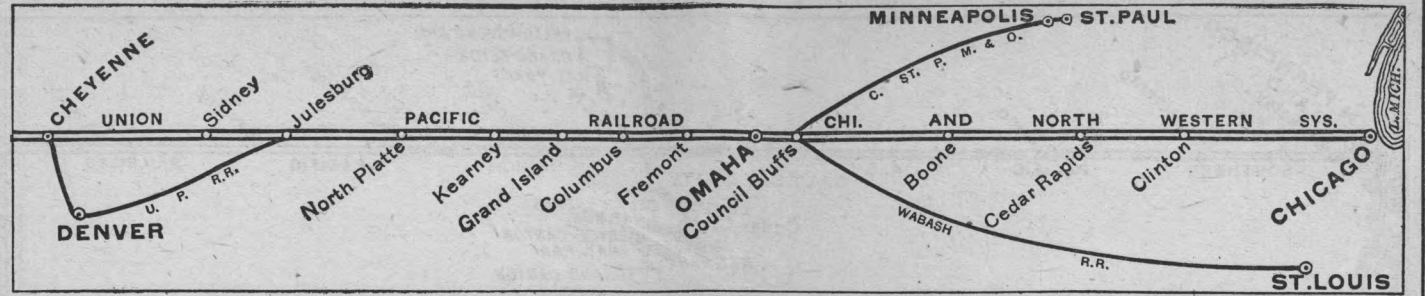
★ **NO. 11-9—IDAHOAN—CITY OF ST. LOUIS—DAILY**
11 to Green River; 9 to Los Angeles.
Club Lounge Car @ North Platte to Los Angeles.
Standard Sleeping Cars Omaha to Los Angeles—14 Sections.
Green River to Los Angeles—6 Sections, 6 Roomettes, 4 Double Bedrooms (No. 9 from Kansas City).
Green River to Los Angeles—12 Roomettes, 4 Double Bedrooms (No. 9 from St. Louis).
Salt Lake City to Los Angeles—6 Sec., 6 Rmte., 4 Dbl. Bdrm. (No. 19-18-34 from Spokane).
Salt Lake City to Cedar City—8 Sections, D. R., 2 Compts. (No. 309 beyond Milford—June 14 to Sept. 9).
Cedar City to Los Angeles—10 Sec., D. R., 2 Compts. (No. 310 to Milford—June 15 to Sept. 10).
Reclining Seat Coaches Omaha to Los Angeles (not reserved).
Green River to Los Angeles (No. 9 from St. Louis—all seats reserved).
Dining Car North Platte to Los Angeles—a la carte and club or table d'hote service.

★ **NO. 23-37—GOLD COAST—PONY EXPRESS—DAILY**
23 to Ogden; 37 to Los Angeles. Cars from Chicago run via C.&N.W. east of Omaha.
Club Lounge Service @ Chicago to Los Angeles (Radio).
Standard Sleeping Cars Chicago to Los Angeles—10 Sec., 3 Dbl. Bedrooms.
Chicago to Los Angeles—14 Sections.
Ogden to Los Angeles—10 Sections, Drawing-room, Compartment (No. 37 from Kansas City).
Salt Lake City to Los Angeles—12 Roomettes, 1 Single and 4 Double Bedrooms. (No. 30 from Butte).
Las Vegas to Los Angeles—8 Sec., D.R., 3 Dbl. Bdrms.
Reclining Seat Coaches Chicago to Los Angeles.
Ogden to Los Angeles (No. 37 from Kansas City).
Dining Car Omaha to Las Vegas—a la carte and club or table d'hote service

Footnotes for Page 8

⊙ Club lounge cars are for the exclusive use of standard sleeping car passengers.
The City of Los Angeles and Los Angeles Limited have lounge cars for coach passengers.
⊠ Conditional stop; see Tables 1 or 3. ▲ Motor Bus between Lund and Cedar City.
♦ Motor bus connections at East Los Angeles. See tables 7, 8 and 9 for complete information on bus schedules to and from East Los Angeles.
● Extra fare train; limited handling of baggage, consult agent. See tables 1 and 2.

★ Regularly assigned through cars air-conditioned. (f) Stops only on signal.
⊠ Connection with No. 9 is made at Milford, not at Lund.
▲ No checked baggage handled on this train.
(E.S.T.) Eastern standard time. (C.S.T.) Central standard time.
(M.S.T.) Mountain standard time. (P.S.T.) Pacific standard time.
Time from 12.01 midnight to 12.00 noon shown in light face type.
Time from 12.01 noon to 12.00 midnight shown in heavy face type.



LOS ANGELES to CHICAGO, NEW YORK and MINNEAPOLIS via Salt Lake City and Omaha

Table A Condensed Schedules All Trains Daily		Streamliner City of Los Angeles 104 Daily Example	Los Angeles Limited 2 Daily Example	City of St. Louis Idahoan 10-12 Daily Example	Pony Express- Gold Coast 38-24 Daily Example	Utah Parks Service 10-309 310-10-2 Daily Example Summer Season
Lv San Pedro (P.S.T.)		2.15 SU	10.20 SU	8.50 SU	5.20 SU	8.50 SU
Ar Long Beach		2.50 SU	10.55 SU	9.25 SU	5.55 SU	9.25 SU
Lv Anaheim		2.45 SU	10.50 SU	9.20 SU	5.50 SU	9.20 SU
Lv Glendale (City)		2.40 SU	10.55 SU	9.25 SU	5.55 SU	9.25 SU
Lv Pasadena		3.10 " "	11.20 " "	9.50 " "	6.20 " "	9.50 " "
Lv Alhambra		3.25 SU	11.35 SU	10.05 SU	6.35 SU	10.05 SU
Lv Los Angeles (P.S.T.)		4.00 SU	12.01 SU	10.30 SU	7.00 SU	10.30 SU
Ar East Los Angeles		4.20 " "	12.20 " "	10.50 " "	7.25 " "	10.50 " "
Ar Riverside			1.25 " "	11.55 " "	8.55 " "	11.55 " "
Ar San Bernardino		5.38 " "	1.50 " "	12.20 " "	9.45 SU	12.20 " "
Lv Las Vegas		10.55 SU	7.55 SU	6.30 " "	5.30 MO	6.30 " "
Lv Caliente (P.S.T.)				9.10 SU	8.30 " "	9.10 " "
Ar Lund (M.S.T.)				12.04 MO	11.40 MO	
Ar Cedar City				630 MO	12.45 MO	6.30 MO
Lv Cedar City				1005 MO	10.15 MO	10.05 SU
Lv Lund				12.04 MO	11.40 MO	
Ar Milford		4.37 MO	2.30 MO	12.55 " "	12.30 " "	12.55 MO
Ar Salt Lake City		7.40 " "	6.10 " "	4.45 " "	5.00 " "	4.45 " "
Lv Salt Lake City		7.50 " "	6.20 " "	5.05 " "	5.30 " "	5.05 " "
Ar Ogden		8.35 " "	7.10 " "	6.00 " "	6.25 " "	6.00 " "
Lv Ogden		8.45 " "	7.30 " "	6.50 " "	7.15 " "	7.30 " "
Ar Evanson		10.14 " "	9.19 " "	8.34 " "	9.25 MO	9.19 " "
Ar Green River		12.05 " "	11.20 " "	11.00 " "	12.15 TU	11.20 " "
Ar Rock Springs				11.22 " "	12.38 " "	
Ar Rawlins		2.20 " "	2.05 " "	1.45 " "	3.20 " "	2.05 " "
Ar Laramie		4.10 " "	4.40 " "	4.25 " "	6.35 " "	4.40 " "
Ar Cheyenne		5.20 " "	6.00 " "	5.45 " "	8.15 " "	6.00 " "
Lv Cheyenne		5.30 " "	6.15 " "	6.20 " "	8.30 " "	6.15 " "
Ar Sidney		6.52 " "	7.55 " "	8.30 " "	10.20 " "	7.55 " "
Ar North Platte (M.S.T.)		8.33 " "	9.45 " "	10.40 MO	12.30 " "	9.45 " "
Lv North Platte (C.S.T.)		9.38 " "	11.00 MO	12.05 TU	1.40 " "	11.00 MO
Ar Kearney				1.59 " "	3.40 " "	
Ar Grand Island		11.31 MO	1.20 " "	3.15 " "	4.45 " "	1.20 " "
Ar Columbus				4.37 " "	5.52 " "	
Ar Fremont				5.35 " "	6.49 " "	
Ar Omaha		1.40 TU	3.50 TU	6.30 TU	7.50 TU	3.50 TU
Lv Omaha C. & N. W.		1.50 TU	4.30 TU		8.30 TU	4.30 TU
Ar Chicago (C.S.T.)		9.45 TU	2.00 TU		7.30 WE	2.00 TU
Lv Chicago (CT) Penn. RR			6.00 TU			6.30 TU
Ar N. Phila., Pa. (E.S.T.)			9.53 WE			9.53 WE
Ar New York (E.S.T.)			11.25 WE			11.25 WE
Lv Chicago (CST) N.Y.C.			6.00 TU			6.30 WE
Ar New York (E.S.T.)			12.35 WE			12.35 TU
Lv Omaha C. & N. W.			9.25 TU		10.25 TU	9.25 TU
Ar Sioux City			11.50 " "		1.05 WE	11.50 " "
Ar St. Paul			6.15 " "		7.45 " "	6.15 " "
Ar Minneapolis (C.S.T.)			6.50 TU		8.20 WE	6.50 TU

Equipment for Page 9

★ **NO. 104—Streamliner CITY OF LOS ANGELES—Daily—Extra Fare**
Cars to Chicago run via C. & N. W. east of Omaha.
Club Lounge Car @ Los Angeles to Chicago—(Radio, bath).
Observation—Lounge @ Los Angeles—Chicago.
Standard Sleeping Cars Los Angeles to Chicago—Drawing-rooms, Compartments, Bedrooms, Roomettes, Sections.
Reclining Seat—
Leg Rest Coaches Los Angeles to Chicago—(all seats reserved).
Cafe Lounge Car Los Angeles to Chicago—For coach passengers.
Dining Car A la carte and club or table d'hote service.

★ **NO. 2—LOS ANGELES LIMITED—DAILY—No Extra Fare**
Cars to Chicago and St. Paul—Minneapolis run via C. & N. W. east of Omaha.
Club Lounge Car @ Los Angeles to Chicago—(Radio, bath).
Standard Sleeping Cars Los Angeles to New York—10 Roomettes, 6 Double Bedrooms (N.Y.C. No. 22 east of Chicago).
Los Angeles to New York—10 Roomettes, 6 Double Bedrooms (P.R.R. No. 2 east of Chicago).
Los Angeles to Chicago—2 Drawing-rooms, 4 Compartments, 4 Double Bedrooms.
Los Angeles to Chicago—12 Roomettes, 4 Dbl. Bdrm.
Los Angeles to Chicago—14 Sections.
Los Angeles to St. Paul—Minneapolis—6 Secs., 6 Roomettes, 4 Double Bedrooms (204-9-204 east of Omaha).
Reclining Seat Coaches Los Angeles to Chicago (2 cars—all seats reserved).
Coach Lounge Car Los Angeles to Chicago (coach seats reserved).
Dining Car A la carte and club or table d'hote service.

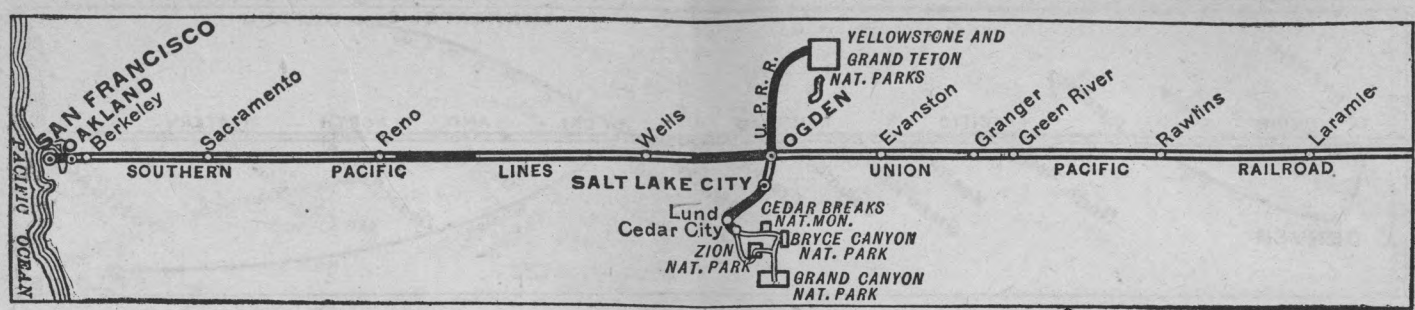
★ **NO. 10-12—CITY OF ST. LOUIS—IDAHOAN**
No. 10 to Green River; No. 12 to Omaha.
Club Lounge Service @ Los Angeles to North Platte.
Standard Sleeping Cars Los Angeles to Omaha—14 Sections.
Los Angeles to Green River—6 Sections, 6 Roomettes, 4 Double Bedrooms (No. 10 to Kansas City).
Los Angeles to Green River—12 Roomettes, 4 Double Bedrooms (No. 10 to St. Louis).
Los Angeles to Cedar City—10 Sec., D.R., Compts., (No. 309 Milford to Cedar City—June 14 to Sept. 9).
Cedar City to Salt Lake City—8 Sections, D.R., Compts. (No. 310 to Milford—June 15 to Sept. 10).
Reclining Seat Coaches Los Angeles to Omaha (not reserved).
Los Angeles to Green River (No. 10 to St. Louis—all seats reserved).
Dining Car Los Angeles to North Platte—a la carte and club or table d'hote service.

★ **NO. 38-24—PONY EXPRESS—GOLD COAST—DAILY**
38 to Ogden; 24 to Chicago. Cars to Chicago run via C. & N. W. east of Omaha.
Club Lounge Service @ Los Angeles to Chicago (Radio).
Standard Sleeping Cars Los Angeles to Chicago—10 Sec., 3 Dbl. Bedrooms.
Los Angeles to Chicago—14 Sections.
Los Angeles to Ogden—10 Sections, Drawing Room, Compartment (No. 38 to Kansas City).
Los Angeles to Salt Lake City—12 Roomettes, 1 Single and 4 Bedrooms (No. 29 to Butte).
Los Angeles to Las Vegas—8 Sec., D.R., 3 Dbl. Bdrms.
Reclining Seat Coaches Los Angeles to Chicago.
Los Angeles to Ogden (No. 38 from Kansas City).
Dining Car Las Vegas to Omaha—a la carte and club or table d'hote service.

Footnotes for Page 9

⊙ Club lounge cars are for the exclusive use of standard sleeping car passengers.
The City of Los Angeles and Los Angeles Limited have lounge cars for coach passengers.
⊠ Conditional stop; see Tables 1 or 3. ▲ Motor Bus between Lund and Cedar City.
♦ Motor bus connections at East Los Angeles. See tables 7, 8 and 9 for complete information on bus schedules to and from East Los Angeles.
● Extra fare train; limited handling of baggage, consult agent. See tables 1 and 2.

★ Regularly assigned through cars air-conditioned. (f) Stops only on signal.
⊠ Connection with No. 10 is made at Milford, not at Lund.
▲ No checked baggage handled on this train.
(E.S.T.) Eastern standard time. (C.S.T.) Central standard time.
(M.S.T.) Mountain standard time. (P.S.T.) Pacific standard time.
Time from 12.01 midnight to 12.00 noon shown in light face type.
Time from 12.01 noon to 12.00 midnight shown in heavy face type.



NEW YORK and CHICAGO to SAN FRANCISCO via Omaha

Table B
Condensed Schedules
All Trains Daily

Streamliner City of San Francisco 101 Daily Example	San Francisco Overland 27 Daily Example	Gold Coast 23 Daily Example
Lv New York (E.S.T.) N.Y.C.	6.10 SAT	
Lv Detroit	7.13 SUN	
Ar Chicago (C.S.T.)	11.30 SUN	
Lv New York (EST) Penn.R.R.	5.45 SAT	
Lv N. Phila., Pa. (E.S.T.)	7.14 SAT	
Ar Chicago (C.S.T.)	9.30 SUN	
C. & N. W.		
Lv Chicago (C.S.T.)	6.00 SUN	3.30 SUN
Lv Clinton	8.14	5.55
Lv Cedar Rapids	9.25 SUN	7.26 SUN
Ar Council Bluffs	1.33 MON	12.14 MON
Ar Omaha	1.45 MON	12.30 MON
C. & N. W.		
Lv Minneapolis	203-10	201-2
Lv St. Paul	11.40 SUN	9.25 SUN
Lv Sioux City	12.10	10.10 SUN
Ar Omaha	6.25	5.20 MON
Ar Omaha	8.40 SUN	7.30 MON
Union Pacific		
Lv Omaha (C.S.T.)	1.55 MON	12.55 MON
Ar Fremont		8.20 MON
Ar Columbus		9.16
Ar Grand Island	3.55	3.32
Ar Kearney		10.12
Ar North Platte (C.S.T.)	5.40	6.10
Ar North Platte (M.S.T.)	4.45	5.20
Ar Sidney	6.28	7.40
Ar Cheyenne	8.10	9.50
Lv Cheyenne	8.20	10.00
Lv Laramie	9.40	11.30
Ar Rawlins	11.30	1.45
Ar Rock Springs		12.55 TUE
Ar Green River	1.40	4.20
Ar Green River	1.50	1.20
Ar Evanston	3.30	4.40
Ar Ogden (M.S.T.)	5.05 MON	6.47
Lv Salt Lake City (M.S.T.)		8.33 MON
Lv Salt Lake City (M.S.T.)		6.15 TUE
Southern Pacific		
Lv Ogden (M.S.T.)	5.22 MON	8.15 TUE
Ar Reno (P.S.T.)	1.19 TUE	6.38 TUE
Ar Truckee		7.33
Ar Sacramento	5.44	11.32
Lv Sacramento	5.50	11.37
Ar Berkeley	7.21	1.24
Ar Oakland (16th St.)	7.31	1.35
Ar Oakland Pier	7.40	1.45
Ar San Francisco (P.S.T.)	8.15 TUE	2.20 TUE

Equipment for Page 10
 ★ NO. 101—Streamliner CITY OF SAN FRANCISCO—Daily—Extra Fare
 Cars from Chicago run via C. & N. W. to Omaha; U. P. to Ogden; S. P. to San Francisco.
 Club Lounge Car @.....Chicago to San Francisco (Radio).
 Standard Sleeping Cars.....Chicago to San Francisco—Drawing-rooms, Compts., Double Bedrooms, Duplex Single Bedrooms, Roomettes, Sections.
 Reclining Seat—
 Leg Rest Coaches.....Chicago to San Francisco—(all seats reserved).
 Cafe Lounge Car.....Chicago to San Francisco—Moderately priced meals and lounge for coach passengers.
 Dining Car.....A la carte and club or table d'hote service.

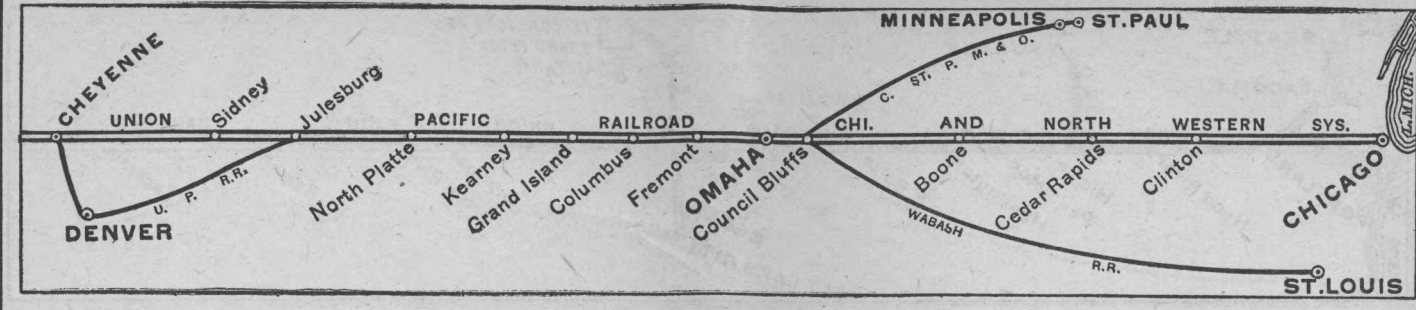
★ NO. 27—SAN FRANCISCO OVERLAND—DAILY—NO EXTRA FARE
 Cars from Chicago run via C. & N. W. to Omaha; U. P. to Ogden; S. P. to San Francisco.
 Club Lounge Car @.....Chicago to San Francisco (Radio).
 Standard Sleeping Cars.....New York to San Francisco—10 Roomettes, 6 Double Bedrooms (P.R.R. No. 1 to Chicago). Car operates every other day—see Page 7.
 New York to San Francisco—10 Roomettes, 6 Double Bedrooms (N.Y.C. No. 17 to Chicago). Car operates every other day—see Page 7.
 Chicago to San Francisco—10 Roomettes, 6 Double Bedrooms.
 Chicago to San Francisco—2 Drawing-rooms, 4 Compartments, 4 Double Bedrooms.
 Chicago to San Francisco—6 Sections, 6 Roomettes, 4 Double Bedrooms.
 Chicago to West Yellowstone—10 Sec. 1 D.R., 2 Compt. (No. 11-35 from Green River—June 20 to Sept. 4).
 Green River to San Francisco—6 Sections, 6 Roomettes, 4 Double Bedrooms (No. 9 from St. Louis).
 Salt Lake City to San Francisco—6 Sections, 6 Roomettes, 4 Double Bedrooms (No. 6 to Ogden).
 Reclining Seat Coaches.....Chicago to San Francisco (all seats reserved).
 Ogden to San Francisco (No. 9 from St. Louis—all seats reserved).
 Club Lounge Car.....Chicago to San Francisco (for exclusive use of coach passengers). (Radio).
 Dining Car.....A la carte and club or table d'hote service.

★ NO. 23—GOLD COAST—DAILY
 Cars from Chicago run via C. & N. W. to Omaha; U. P. to Ogden; S. P. to San Francisco.
 Club Lounge Car @.....Chicago to San Francisco (Radio).
 Standard Sleeping Cars.....Chicago to San Francisco—12 Sections, D.R. (3 cars). Ogden to San Francisco—12 Sections, Drawing-room (No. 37 from Denver).
 Reclining Seat Coaches.....Chicago to San Francisco. (Not reserved).
 Dining Car.....A la carte and club or table d'hote service.

Footnotes for Page 10

Passengers Use Ferry Steamer between Oakland Pier and San Francisco.

- ⊙ Club lounge cars are for the exclusive use of standard sleeping car passengers. The City of San Francisco and San Francisco Overland have lounge cars for coach passengers.
- Extra fare train; limited handling of baggage, consult agent. See tables 1 and 2.
- ▲ Limited handling of checked baggage on this train; consult agent.
- (f) Stops only on signal.
- ★ Regularly assigned through cars air-conditioned. □ Conditional stop; see table 1.
- (E.S.T.) Eastern standard time. (C.S.T.) Central standard time.
- (M.S.T.) Mountain standard time. (P.S.T.) Pacific standard time.
- Time from 12:01 midnight to 12:00 noon shown in light face type.
- Time from 12:01 noon to 12:00 midnight shown in heavy face type.



SAN FRANCISCO to CHICAGO, and NEW YORK via Omaha

Table B
Condensed Schedules
All Trains Daily

Streamliner City of San Francisco 102 Daily Example	San Francisco Overland 28 Daily Example	Gold Coast 24 Daily Example
Southern Pacific		
Lv San Francisco (P.S.T.)	4.00 SUN	11.00 SUN
Ar Oakland Pier	4.30	11.30
Ar Oakland (16th St.)	4.57	11.38
Ar Berkeley	4.45	11.48
Ar Sacramento	6.20	1.35
Lv Sacramento	6.25	1.40
Ar Truckee	10.51 SUN	5.32
Ar Reno (P.S.T.)	8.40 MON	6.39 SUN
Ar Ogden (M.S.T.)		6.25 MON
Union Pacific		
Ar Salt Lake City (M.S.T.)		8.10 MON
Lv Ogden (M.S.T.)	8.55 MON	6.55 MON
Ar Evanston	10.24	8.45
Ar Green River	12.05	10.40
Lv Green River	12.15	10.50
Ar Rock Springs		12.38
Ar Rawlins	2.30	1.25
Ar Laramie	4.20	3.45
Ar Cheyenne	5.30	5.05
Lv Cheyenne	5.40	5.20
Ar Sidney	7.02	7.07
Ar North Platte (M.S.T.)	8.43	9.10
Lv North Platte (C.S.T.)	9.48	10.20
Ar Kearney		1.40
Ar Grand Island		3.40
Ar Columbus	11.40 MON	12.45 TUE
Ar Fremont		5.52
Ar Omaha	1.50 TUE	3.20 TUE
C. & N. W.		
Lv Omaha	2.00 TUE	3.45 TUE
Lv Council Bluffs	2.10	3.55
Ar Cedar Rapids	6.05	8.38
Ar Clinton	7.20	10.05
Ar Chicago (C.S.T.)	9.45 TUE	1.00 TUE
C. & N. W.		
Lv Omaha		(204-9-204)
Ar Sioux City	9.25 TUE	10.25 TUE
Ar St. Paul	11.50	1.05 WED
Ar Minneapolis (C.S.T.)	6.15	7.45
Ar Minneapolis (C.S.T.)		6.50 TUE
Lv Chicago (C.S.T.) N.Y.C.		6.00 TUE
Ar New York (E.S.T.)		12.35 WED
Lv Chicago (C.S.T.) Penn.R.R.		4.30 TUE
Ar N. Phila., Pa. (E.S.T.)		9.16 WED
Ar New York (E.S.T.)		10.45 WED

Equipment for Page 11
 ★ NO. 102—Streamliner CITY OF SAN FRANCISCO—Daily—Extra Fare
 Runs via S. P. to Ogden, and via C. & N. W. east of Omaha.
 Club Lounge Car @.....San Francisco to Chicago—(Radio).
 Standard Sleeping Cars.....San Francisco to Chicago—Drawing rooms, Compts., Double Bedrooms, Duplex Single Bedrooms, Roomettes, Sections.
 Reclining Seat—
 Leg Rest Coaches.....San Francisco to Chicago—(all seats reserved).
 Cafe Lounge Car.....San Francisco to Chicago—Moderately priced meals and lounge for coach passengers.
 Dining Car.....A la carte and club or table d'hote service.

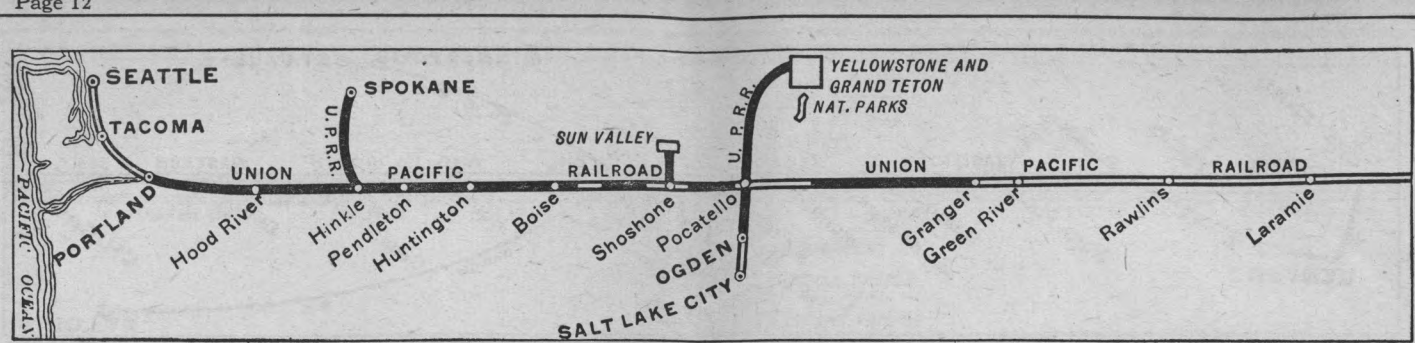
★ NO. 28—SAN FRANCISCO OVERLAND—DAILY—No Extra Fare
 Runs via S. P. to Ogden, and via C. & N. W. east of Omaha.
 Club Lounge Car @.....San Francisco to Chicago (Radio).
 Standard Sleeping Cars.....San Francisco to New York—10 Roomettes, 6 Double Bedrooms (P.R.R. No. 70 east of Chicago). Car operates every other day—see Page 7.
 San Francisco to New York—10 Roomettes, 6 Double Bedrooms (N.Y.C. No. 22 east of Chicago). Car operates every other day—see Page 7.
 San Francisco to Chicago—10 Roomettes, 6 Double Bedrooms.
 San Francisco to Chicago—2 Drawing-rooms, 4 Compartments, 4 Double Bedrooms.
 San Francisco to Chicago—6 Sections, 6 Roomettes, 4 Double Bedrooms.
 San Francisco to Ogden—6 Sections, 6 Roomettes, 4 Double Bedrooms (U.P.-Wab. 10 to St. Louis).
 San Francisco to Salt Lake City—6 Sections, 6 Roomettes, 4 Double Bedrooms (No. 5 south of Ogden).
 West Yellowstone to Chicago—10 Sections, D.R., Compt. (Nos. 36-12 to Green River—June 22 to Sept. 6).
 Reclining Seat Coaches.....San Francisco to Chicago (all seats reserved).
 San Francisco to Ogden (No. 10 to St. Louis—all seats reserved).
 Club Lounge Car.....San Francisco to Chicago (for exclusive use of coach passengers). (Radio).
 Dining Car.....A la carte and club or table d'hote service.

★ NO. 24—GOLD COAST—DAILY
 Runs via S. P. to Ogden, and via C. & N. W. east of Omaha.
 Club Lounge Car @.....San Francisco to Chicago (Radio).
 Standard Sleeping Cars.....San Francisco to Chicago—12 Sections, D.R. (3 cars). San Francisco to Ogden—12 Sections, Drawing-room (No. 38 to Denver).
 Reclining Seat Coaches.....San Francisco to Chicago (not reserved).
 Dining Car.....A la carte and club or table d'hote service.

Footnotes for Page 11

Passengers Use Ferry Steamer between San Francisco and Oakland Pier.

- ⊙ Club lounge cars are for the exclusive use of standard sleeping car passengers. The City of San Francisco and San Francisco Overland have lounge cars for coach passengers.
- Extra fare train; limited handling of baggage, consult agent. See tables 1 and 2.
- ▲ Limited handling of checked baggage on this train; consult agent.
- (f) Stops only on signal.
- ★ Regularly assigned through cars air-conditioned. □ Conditional stop; see Table 2.
- (E.S.T.) Eastern standard time. (C.S.T.) Central standard time.
- (M.S.T.) Mountain standard time. (P.S.T.) Pacific standard time.
- Time from 12:01 midnight to 12:00 noon shown in light face type.
- Time from 12:01 noon to 12:00 midnight shown in heavy face type.



CHICAGO to PORTLAND and SEATTLE via Omaha

Table C Condensed Schedules All Trains Daily	Streamliner City of Portland 105 Daily Example	Gold Coast- Portland Rose 23-17 Daily Example	Idahoan 11 Daily Example	San Fran. Overland Yel. Spec. 27-11-35 Summer Season Example
Lv Chicago (C.S.T.)	5.30 SUN	8.00 SUN		3.30 SUN
Ar Omaha	1.30 MON	7.30 MON		12.30 MON
Union Pacific				
Lv Omaha	1.40 MON	8.20 MON	9.45 SUN	12.55 MON
" Fremont	"	9.16 "	10.45 "	"
" Columbus	"	10.12 "	11.44 SUN	"
" Grand Island	3.40 "	11.30 "	1.10 MON	3.32 "
" Kearney	"	12.18 "	2.05 "	"
Ar North Platte (C.S.T.)	5.25 "	2.15 "	4.10 "	6.10 "
Lv North Platte (M.S.T.)	4.30 "	1.25 "	3.40 "	5.20 "
Ar Sidney	6.13 "	3.55 "	6.00 "	7.40 "
Lv Cheyenne	7.55 "	6.19 "	8.40 "	9.50 "
Ar Cheyenne	8.05 "	6.20 "	9.00 "	10.00 "
Lv Laramie	9.25 "	7.50 "	10.30 "	11.30 "
" Rawlins	11.15 "	10.35 MON	12.48 "	1.45 "
" Rock Springs	"	12.55 TUE	2.58 "	"
" Green River	1.35 "	3.25 "	4.30 "	4.30 "
" Kemmerer	f 2.45 "	5.05 "	5.54 "	5.54 "
" Montpelier	4.00 "	7.05 "	7.35 "	7.35 "
Ar Pocatello	5.45 MON	9.35 TUE	10.00 MON	10.00 MON
Ar West Yellowstone	(Summer Season)		7.30 TUE	7.30 TUE
Lv West Yellowstone		7.30 MON	(Summer Season)	
Lv Pocatello	5.55 MON	10.35 TUE	11.05 MON	
Ar Minidoka	7.32 MON	11.48 TUE	12.08 TUE	
Ar Shoshone		12.40 TUE	1.00 TUE	
Lv Shoshone	7.40 MON	12.45 TUE	1.35 TUE	
Ar Sun Valley (Ketchum)	9.40 MON	2.45 TUE	3.35 TUE	
Lv Sun Valley (Ketchum)	5.25 MON	10.35 TUE		
Ar Shoshone	7.25 MON	12.35 TUE		
Lv Shoshone	7.32 MON	12.40 TUE	1.00 TUE	
" Glens Ferry	8.25 "	2.00 "	2.15 "	
" Boise	9.40 "	3.45 "	3.59 "	
" Nampa	10.08 "	4.25 "	4.38 "	
" Ontario	"	5.25 "	5.35 "	
Ar Huntington (M.S.T.)	11.40 "	6.25 "	6.35 "	
Lv Huntington (P.S.T.)	10.40 "	5.35 "	5.45 "	
" Baker	11.55 MON	6.59 "	7.07 "	
" La Grande	1.05 TUE	8.20 "	8.30 "	
" Pendleton	3.11 "	11.00 TUE	11.30 "	
Ar Hinkle	3.50 "	12.01 WED	11.30 "	
Lv Arlington	1.55 "	1.55 "	12.39 "	
" The Dalles	f 5.35 "	3.25 "	1.45 "	
" Hood River	f 6.05 "	4.05 "	2.20 "	
Ar Portland	7.30 TUE	6.00 WED	4.00 TUE	
Lv Portland	8.00 TUE	8.00 WED	5.00 TUE	
Ar Tacoma	11.01 "	11.01 "	8.05 "	
Ar Seattle (P.S.T.)	11.59 TUE	11.59 WED	9.15 TUE	

Equipment for Page 12

★ **NO. 105—Streamliner CITY OF PORTLAND—DAILY—No Extra Fare**
C. & N. W. to Omaha; No. 457 Portland-Seattle.
Club Lounge Car @ Chicago to Portland (Radio, bath).
Standard Sleeping Cars Chicago to Portland—2 Drawing Rooms, 4 Compartments, 4 Double Bedrooms.
Chicago to Portland—6 Sections, 6 Roomettes, 4 Double Bedrooms (2 cars).
Reclining Seat—Chicago to Seattle—12 Roomettes, 4 Double Bedrooms.
Leg Rest Coaches Chicago to Portland (all seats reserved).
Cafe Lounge Car Chicago to Portland—Moderately priced meals and lounge for coach passengers.
Dining Car A la carte and club or table d'hote service.

★ **NO. 23-17—GOLD COAST—PORTLAND ROSE—DAILY**
C. & N. W. No. 23 to Omaha; U. P. No. 23 to Green River; No. 17 to Portland.
Club Lounge Service @ Chicago to Portland (Radio).
Standard Sleeping Cars Chicago to Portland—10 Sections, 3 Double Bedrooms.
Pocatello to Portland—6 Sec., 6 Rmte., 4 Dbl. Bdrm. (No. 10-33 from Los Angeles; No. 20 north of Hinkle).
Green River to Portland—10 Roomettes, 6 Double Bedrooms (No. 17 through from Denver).
Green River to Portland—14 Sections (No. 17 through from Denver).
Green River to Portland—10 Sections, 1 Drawing-room, 2 Compts. (No. 37-17 through from Kansas City).
West Yellowstone to Pocatello—10 Sec., D.R., Compts. (No. 35 to Pocatello—occupancy until 8:00 am).
Reclining Seat Coaches Chicago to Portland.
Green River to Portland (No. 37-17 through from Kansas City).
Green River to Spokane (No. 17 from Denver—No. 20 north of Hinkle).
Dining Car Chicago to Hinkle—a la carte and club or table d'hote.

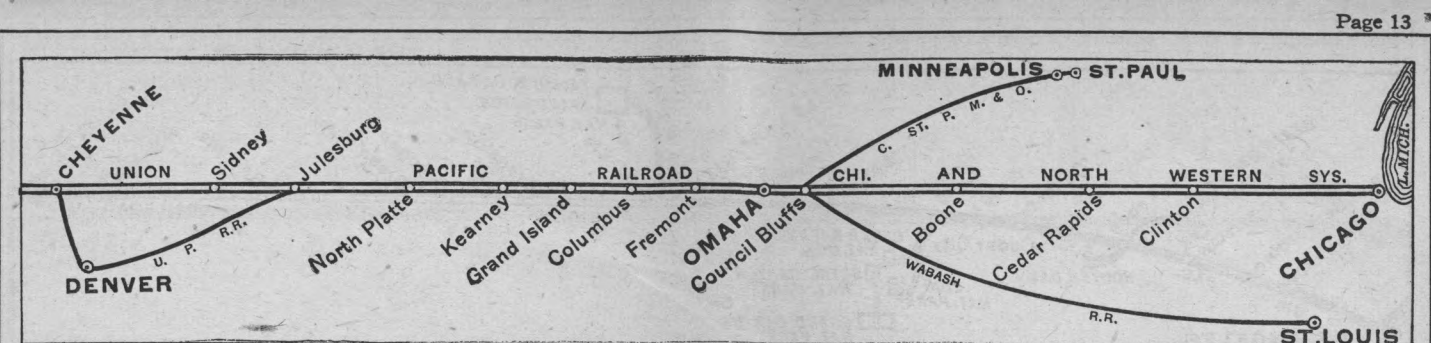
★ **NO. 11—IDAHOAN—DAILY**
No. 11 Omaha to Portland; No. 459 to Seattle.
Club Lounge Car @ North Platte to Portland (Radio).
Standard Sleeping Cars Omaha to Green River—14 Sections (No. 9 thru to Los Angeles).
Green River to Seattle—6 Sections, 6 Roomettes, 4 Double Bedrooms (No. 9 from St. Louis).
Pocatello to Portland—10 Sections, Drawing-room Compartment (No. 29 from Salt Lake City).
Reclining Seat Coaches Omaha to Portland (not reserved).
Green River to Portland (No. 9 from St. Louis—all seats reserved).
Pocatello to Portland (No. 29 from Salt Lake City—not reserved).
Dining Car North Platte to Portland—a la carte and club or table d'hote service.

★ **NO. 27-11-35—SAN FRAN. OVERLAND—YEL'STONE SPECIAL—DAILY**
THRU CARS FROM CHICAGO JUNE 20 THRU SEPT. 4
C. & N. W. No. 27 to Omaha; U. P. No. 27 to Green River; No. 11 to Pocatello; No. 35 to West Yellowstone.
Club Lounge Service @ Chicago to West Yellowstone.
Standard Sleeping Car Chicago to West Yellowstone—10 Sec., D.R., Compts.
Pocatello to West Yellowstone—10 Sec., D.R., Compts.
Reclining Seat Coaches Chicago to Green River (reserved); Green River to Pocatello; Pocatello to West Yellowstone.
Dining Car Chicago to Pocatello.

Footnotes for Page 12

☒ Club lounge cars are for the exclusive use of standard sleeping car passengers.
The City of Portland and the San Francisco Overland have lounge cars for coach passengers.
● Limited handling of checked baggage on Train 105; consult agent.
☐ Conditional stop; see Table 1 or 20. ☐ Runs via Borie Cut-off; not via Cheyenne.
★ Regularly assigned through cars air-conditioned. (f) Stops only on signal.
♣ Motor Bus. This service is provided passengers arriving or departing Shoshone and holding through rail tickets to and from Sun Valley or Ketchum, Idaho.

■ West Yellowstone, Montana, is gateway to Yellowstone National Park. Summer Season is from June 22 through September 6.
▲ Daily train No. 459. ♣ Daily train No. 457.
(C.S.T.) Central Standard time. (M.S.T.) Mountain Standard time.
(P.S.T.) Pacific Standard time.
Time from 12.01 midnight to 12.00 noon shown in light face type.
Time from 12.01 noon to 12.00 midnight shown in heavy face type.



SEATTLE and PORTLAND to CHICAGO via Omaha

Table C Condensed Schedules All Trains Daily	Streamliner City of Portland 106 Daily Example	Portland Rose- Gold Coast 18-24 Daily Example	Idahoan- 12 Daily Example	Yel. Spec. San Fran. Overland 36-12-28 Summer Season Example
Lv Seattle (P.S.T.)	12.30 SUN	4.45 SUN	11.45 SUN	
Ar Tacoma	1.26 SUN	5.52 SUN	1.15 MON	
Ar Portland	4.30 SUN	9.15 SUN	6.45 MON	
Lv Portland	5.30 SUN	9.45 SUN	8.10 MON	
" Hood River	f 6.45 "	11.15 "	9.38 "	
" The Dalles	7.15 "	11.50 SUN	10.15 "	
" Arlington	"	12.49 MON	11.15 "	
" Hinkle	8.55 "	2.11 "	12.20 "	
" Pendleton	9.35 "	3.11 "	1.10 "	
" La Grande	11.40 SUN	5.50 "	3.45 "	
" Baker	12.40 MON	7.07 "	4.56 "	
Ar Huntington (P.S.T.)	2.05 "	8.30 "	6.20 "	
Lv Huntington (M.S.T.)	3.05 "	9.40 "	7.30 "	
" Ontario	"	10.35 "	8.25 "	
" Nampa	4.36 "	11.40 "	9.27 "	
" Boise	5.00 "	12.10 "	10.15 MON	
" Glens Ferry	6.10 "	1.50 "	12.05 TUE	
Ar Shoshone	7.05 MON	3.00 MON	1.30 TUE	
Lv Shoshone	7.10 MON	3.05 MON	1.35 TUE	
Ar Sun Valley (Ketchum)	9.10 MON	5.05 MON	3.25 TUE	
Lv Sun Valley (Ketchum)	5.00 MON	12.55 MON	11.25 MON	
Ar Shoshone	7.00 MON	2.55 MON	1.25 TUE	
Lv Shoshone	7.05 MON	3.00 MON	1.30 TUE	
Ar Minidoka	"	3.55 "	2.30 "	
Ar Pocatello	8.45 MON	5.05 MON	3.40 TUE	
Ar West Yellowstone		7.30 TUE	(Summer Season)	
Lv West Yellowstone	(Summer Season)		7.30 MON	7.30 MON
Lv Pocatello	8.55 MON	5.25 MON	4.10 TUE	4.10 TUE
" Montpelier	10.45 "	7.55 "	6.45 "	6.45 "
" Kemmerer	f 12.03 "	9.41 MON	8.27 "	8.27 "
" Green River	1.25 "	12.15 TUE	11.00 "	10.50 "
" Rock Springs	"	12.38 "	11.22 "	"
" Rawlins	3.40 "	3.20 "	1.45 "	1.25 "
" Laramie	5.30 "	6.35 "	4.25 "	3.45 "
Ar Cheyenne	6.40 "	8.15 "	5.45 "	5.05 "
Lv Cheyenne	6.50 "	8.30 "	6.20 "	5.20 "
" Sidney	8.12 "	10.20 "	8.30 "	7.07 "
Ar North Platte (M.S.T.)	9.53 "	12.30 "	10.40 TUE	9.10 "
Lv North Platte (C.S.T.)	10.58 MON	1.40 "	12.05 WED	10.20 "
" Kearney	"	3.40 "	1.59 "	" TUE
" Grand Island	12.50 TUE	4.45 "	3.15 "	12.45 WED
" Columbus	"	5.52 "	4.37 "	"
" Fremont	"	6.49 "	5.35 "	"
Ar Omaha	3.00 TUE	7.50 TUE	6.30 WED	3.20 WED
Lv Omaha	3.10 TUE	8.30 TUE	8.00 WED	3.45 WED
Ar Chicago (C.S.T.)	11.20 TUE	7.30 WED	8.15 WED	1.00 WED

Equipment for Page 13

★ **NO. 106—Streamliner CITY OF PORTLAND—Daily—No Extra Fare**
C. & N. W. east of Omaha; No. 408 Seattle-Portland.
Club Lounge Car @ Portland to Chicago (Radio, bath).
Standard Sleeping Cars Portland to Chicago—2 Drawing-rooms, 4 Compartments, 4 Double Bedrooms.
Portland to Chicago—6 Sec, 6 Rmte, 4 Dbl Bdrm (2 cars).
Reclining Seat—Seattle to Chicago—12 Roomettes, 4 Double Bdrm.
Leg Rest Coaches Portland to Chicago (all seats reserved).
Cafe Lounge Car Portland to Chicago—Moderately priced meals and lounge for coach passengers.
Dining Car A la carte and club or table d'hote service.

★ **NO. 18-24—PORTLAND ROSE—GOLD COAST—DAILY**
No. 18 to Green River; No. 24 to Chicago; C. & N. W. east of Omaha.
Club Lounge Service @ Portland to Chicago (Radio).
Standard Sleeping Cars Portland to Chicago—10 Sections, 3 Double Bedrooms.
Portland to Green River—10 Roomettes, 6 Double Bedrooms (No. 18 through to Denver).
Portland to Green River—14 Sections (No. 18 through to Denver).
Portland to Green River—10 Sections, 1 Drawing-room, 2 Compartments (No. 18-38 through to Kansas City).
Portland to Pocatello—10 Sections, 1 Drawing-room, 1 Compartment (No. 34 through to Salt Lake City).
Spokane to Pocatello—6 Sec., 6 Rmte., 4 Dbl. Bdrm. (No. 19 to Hinkle; No. 34-9 to Los Angeles).
Pocatello to West Yellowstone—10 Sec., D.R., Compts. (No. 35 from Pocatello—Open 9:00 pm).
Reclining Seat Coaches Portland to Chicago.
Portland to Green River (No. 18-38 to Kansas City).
Spokane to Green River (No. 19 to Hinkle—No. 18 through to Denver).
Dining Car Hinkle to Chicago—a la carte and club or table d'hote.

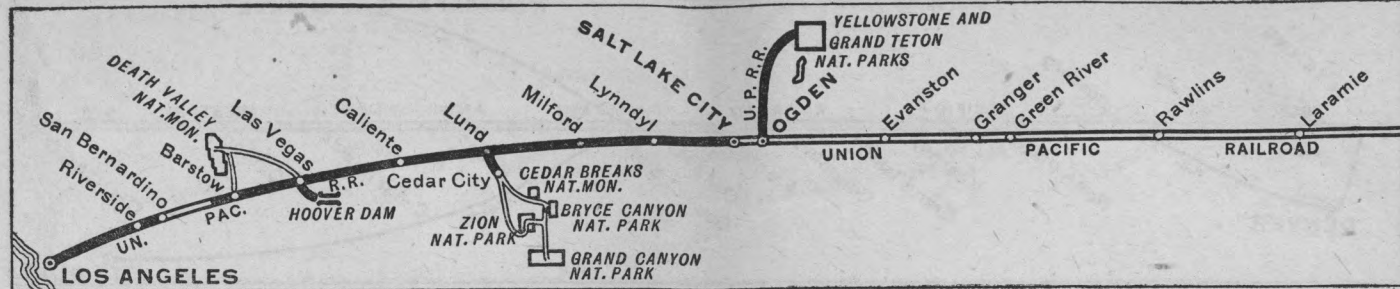
★ **NO. 12—IDAHOAN—DAILY**
No. 402 to Portland; No. 12 to Omaha.
Club Lounge Car @ Portland to North Platte (Radio).
Standard Sleeping Cars Seattle to Green River—6 Sections, 6 Roomettes, 4 Double Bdrm. (U.P.-Wab. 10 through to St. Louis).
Boise to Pocatello—10 Sections, 3 Double Bedrooms (No. 32 through to Salt Lake City).
Green River to Omaha—14 Sections, (No. 10 thru from Los Angeles).
Reclining Seat Coaches Portland to Omaha (not reserved).
Portland to Green River (No. 10 through to St. Louis—all seats reserved).
Portland to Pocatello (No. 30 to Salt Lake City—not reserved).
Dining Car Portland to North Platte—a la carte and club or table d'hote service.

★ **NO. 36-12-28—YEL'STONE SPECIAL—SAN FRAN. OVERLAND—DAILY**
THRU CARS FROM WEST YELLOWSTONE JUNE 22 THRU SEPT. 6.
No. 36 to Pocatello; No. 12 to Green River; No. 28 to Chicago; C. & N. W. east of Omaha.
Club Lounge Service West Yellowstone to Chicago.
Standard Sleeping Car West Yellowstone to Chicago—10 Sec., D.R., Compts.
West Yellowstone to Pocatello—10 Sections, Drawing-room, Compartments (occupancy 8:00 a.m.)
Reclining Seat Coaches West Yellowstone to Pocatello; Pocatello to Green River; Green River to Chicago (reserved).
Dining Car Pocatello to Chicago.

Footnotes for Page 13

☒ Club lounge cars are for the exclusive use of standard sleeping car passengers.
The City of Portland and the San Francisco Overland have lounge cars for coach passengers.
● Limited handling of checked baggage on Train 106; consult agent.
☐ Conditional stop; see Table 2 or 20.
★ Regularly assigned through cars air-conditioned. (f) Stops only on signal.
☐ No. 14, local from Omaha to Chicago, carries no through cars from Union Pacific.
♣ Motor Bus. This service is provided passengers arriving or departing Shoshone and holding through rail tickets to and from Sun Valley or Ketchum, Idaho.

■ West Yellowstone, Montana, is gateway to Yellowstone National Park. Summer Season is from June 22 through September 4.
☐ Conditional stop; see Table 2 or 20.
♣ Daily train No. 458. ▲ Daily train No. 402. † Daily Train No. 408
★ Regularly assigned through cars air-conditioned. (f) Stops only on signal.
(C.S.T.) Central Standard time. (M.S.T.) Mountain Standard time.
(P.S.T.) Pacific Standard time.
Time from 12.01 midnight to 12.00 noon shown in light face type.
Time from 12.01 noon to 12.00 midnight shown in heavy face type.



ST. LOUIS and KANSAS CITY to LOS ANGELES via Denver

Table D
Condensed Schedules
All Trains Daily

	Streamliner City of St. Louis 9 Example	Pony Express 37 Example	Utah Parks Summer Service 9-309 310-9 Example
Lv St. Louis (Wabash) (C.S.T.)	4.00 SUN	4.00 SUN	4.00 SUN
Ar Kansas City	9.00 SUN	9.00 SUN	9.00 SUN
Lv Kansas City (Union Pacific)	9.30 SUN	11.59 SUN	9.30 SUN
" Lawrence	10.37 "	12.59 MON	10.37 "
" Topeka	11.27 "	1.42 "	11.27 "
" Manhattan	11.55 "	2.44 "	11.55 "
" Junction City	12.45 MON	3.29 "	11.55 SUN
" Salina	2.49 "	5.04 "	12.45 MON
Ar Ellis (C.S.T.)	1.58 "	8.00 "	2.49 "
Lv Ellis (M.S.T.)	3.08 "	7.30 "	1.58 "
" Oakley	7.40 "	9.20 "	3.08 "
Lv Denver	8.15 "	3.30 "	7.40 "
Ar Denver	9.20 "	5.35 "	8.15 "
" La Salle	10.50 MON	6.27 MON	9.03 MON
Ar Cheyenne	11.20 MON	9.18 MON	11.20 MON
Lv Cheyenne	1.19 "	11.45 MON	1.19 "
" Laramie	4.10 "	2.45 TUE	4.10 "
" Rawlins	6.15 "	4.50 "	6.15 "
" Green River	8.05 "	6.35 "	8.05 "
" Evanston	8.35 "	7.00 "	8.35 "
Ar Ogden	9.30 "	8.00 "	9.30 "
Lv Ogden	10.15 MON	9.30 "	10.15 MON
" Salt Lake City	2.00 TUE	2.10 "	4.10 TUE
" Milford	2.45 TUE	2.52 TUE	2.45 TUE
Ar Lund (M.S.T.)	4.00 TUE	4.00 TUE	6.30 TUE
Ar Cedar City (Bryce-Grand Canyon Zion Nat'l Parks-Kaibab Nat'l Forest)	6.30 MON	1.30 MON	10.05 MON
Lv Cedar City	2.45 TUE	2.52 TUE	2.45 TUE
Lv Lund (M.S.T.)	3.54 "	4.00 "	3.54 TUE
Ar Callente (P.S.T.)	6.55 "	7.10 "	6.55 "
Ar Las Vegas	7.10 "	7.40 TUE	7.10 "
Lv Las Vegas	10.53 "	12.25 WED	10.53 "
" Barstow	12.55 "	2.40 "	12.55 "
Ar San Bernardino	1.25 "	3.20 "	1.25 "
" Riverside	2.30 "	5.25 "	2.30 "
" East Los Angeles	3.00 TUE	6.00 WED	3.00 TUE
Ar Los Angeles (P.S.T.)	2.55 TUE	5.50 WED	2.55 TUE
Ar Alhambra	3.10 "	6.05 "	3.10 "
Ar Pasadena	3.30 TUE	6.25 WED	3.30 TUE
Ar Glendale (City)	3.40 TUE	6.35 WED	3.40 TUE
Ar Anaheim	3.25 TUE	6.20 WED	3.25 TUE
Ar Long Beach	3.50 TUE	6.45 WED	3.50 TUE
Ar San Pedro (P.S.T.)			

Equipment for Page 14
 ★ NO. 9—Streamliner CITY OF ST. LOUIS—DAILY
 Wabash 9 to Kansas City; No. 9 to Los Angeles.
 Club Lounge Car @..... St. Louis to Los Angeles (Radio).
 Standard Sleeping Cars..... St. Louis to Los Angeles—12 Rmte., 4 Double Bdrm. St. Louis to Green River—6 Sections, 6 Roomettes, 4 Double Bedrooms (No. 27 to San Francisco). St. Louis to Green River—6 Sections, 6 Roomettes, 4 Double Bedrooms (No. 11-459 to Seattle). Kansas City to Los Angeles—6 Sec., 6 Rmte., 4 Dbl. Bedrooms.
 Green River to Los Angeles—14 Sec. (No. 11 from Omaha. Salt Lake City to Los Angeles—6 Sections, 6 Roomettes, 4 Double Bdrm. (Nos. 19-18-34 from Spokane). Salt Lake City to Cedar City—8 Sec., 1 D.R., 2 Compts. (No. 309 beyond Milford—Summer Season). Cedar City to Los Angeles—10 Sections, D.R. Compts, (No. 310 to Milford—Summer Season).
 St. Louis to Los Angeles.
 St. Louis to Green River (No. 11 to Portland).
 St. Louis to Ogden (No. 27 to San Francisco).
 Gr. River to Los Angeles (from Omaha) (not reserved).
 St. Louis to Ogden—Snack car service and lounge for coach passengers.
 Reclining Seat Coaches... (All Seats Reserved) ...
 Cafe Lounge Car..... St. Louis to Ogden—Snack car service and lounge for coach passengers.
 Dining Car..... A la carte and club or table d'hote service.

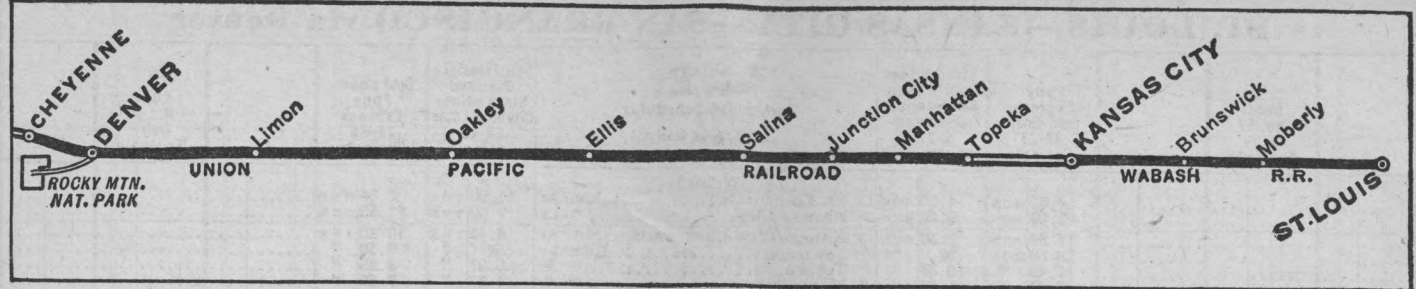
★ NO. 37—PONY EXPRESS—DAILY
 Denver to Los Angeles (Radio).
 Standard Sleeping Cars... Kansas City to Los Angeles—10 Sections, Drawing Room, Compartment (open 10.00 p.m.). Denver to Salt Lake—10 Rmte., 6 Dbl. Bdrms. Denver to Salt Lake City—10 Sec., D.R., Compt. Salt Lake City to Los Angeles—12 Roomettes, 1 Single and 4 Double Bedrooms (No. 30 from Butte). Ogden to Los Angeles—10 Sections, 3 Double Bedrooms (No. 23 from Chicago). Ogden to Los Angeles—14 Sec. (No. 23 from Chicago). Las Vegas to Los Angeles—8 Sec., D.R., 3 Dbl. Bdrms. Kansas City and Ogden to Los Angeles. Kansas City to Ogden (S. P. No. 23 to San Francisco). East of Las Vegas—a la carte and club or table d'hote.
 Reclining Seat Coaches...
 Dining Car.....

Footnotes for Page 14
 ⊕ Club lounge cars are for the exclusive use of standard sleeping car passengers.
 ★ Regularly assigned through cars air-conditioned. (f) Stops only on signal.
 ★ Motor Bus between Lund and Cedar City. ⊕ Conditional stop; see Table 24 or 30.
 ★ Motor bus connections with main line trains at East Los Angeles. See tables 7, 8 and 9 for complete information on bus schedules to and from East Los Angeles.
 ⊕ Connection with No. 9 is made at Milford, not at Lund.
 (C.T.) Central time. (M.T.) Mountain time. (P.T.) Pacific time.
 Time from 12.01 midnight to 12.00 noon shown in light face type.
 Time from 12.01 noon to 12.00 midnight shown in heavy face type.



Union Pacific Motor Coach Service
 TO AND FROM EAST LOS ANGELES, CALIF.

- The Union Pacific maintains a passenger station at East Los Angeles, from which it operates motor coaches direct to Glendale, Pasadena, Alhambra, San Pedro, Long Beach, Anaheim, Fullerton, La Habra, Whittier and intermediate points. See Tables 7, 8 and 9 on page 31 for local schedules of all motor coaches.
- Passengers ticketed for those places may leave train at East Los Angeles where waiting motor coaches will take them direct to destination without extra charge. Baggage too, can be checked through to any of those places. These motor coaches also deliver eastbound passengers to the East Los Angeles station.



LOS ANGELES to KANSAS CITY and ST. LOUIS via Denver

Table D
Condensed Schedules
All Trains Daily

	Streamliner City of St. Louis 10 Example	Pony Express 38 Example	Utah Parks Summer Service 10-309 310-10 Example
Lv San Pedro (P.S.T.)	8.50 SUN	5.20 SUN	8.50 SUN
Lv Long Beach	9.25 SUN	5.55 SUN	9.25 SUN
Lv Anaheim	9.20 SUN	5.50 SUN	9.20 SUN
Lv Glendale (City)	9.25 SUN	5.55 SUN	9.25 SUN
Lv Pasadena	9.50 "	6.20 "	9.50 "
Lv Alhambra	10.05 SUN	6.35 SUN	10.05 SUN
Lv Los Angeles (P.S.T.)	10.30 SUN	7.00 SUN	10.30 SUN
" East Los Angeles	10.50 "	7.25 "	10.50 "
" Riverside	11.55 "	8.55 "	11.55 "
" San Bernardino	12.20 "	9.45 "	12.20 "
" Barstow	2.25 "	11.59 SUN	2.25 "
" Las Vegas	6.30 "	5.30 MON	6.30 "
Lv Callente (P.S.T.)	9.10 SUN	8.30 "	9.10 SUN
Ar Lund (M.S.T.)	12.04 MON	11.40 MON	12.04 MON
Ar Cedar City (Bryce-Grand Canyon Zion Nat'l Parks-Kaibab Nat'l Forest)	6.30 MON	12.45 MON	6.30 MON
Lv Cedar City	10.05 SUN	10.15 MON	10.05 SUN
Lv Lund (M.S.T.)	12.04 MON	11.40 MON	12.04 MON
" Milford	12.55 "	12.30 "	12.55 MON
Ar Salt Lake City	4.45 "	5.00 "	4.45 "
Lv Salt Lake City	5.05 "	5.30 "	5.05 "
Ar Ogden	6.00 "	6.25 "	6.00 "
Lv Ogden	6.50 "	7.10 "	6.50 "
" Evanston	8.34 "	8.57 "	8.34 "
" Green River	10.45 "	11.10 MON	10.45 "
" Rawlins	1.05 "	1.55 TUE	1.05 "
" Laramie	3.10 MON	4.15 TUE	3.10 MON
Ar Cheyenne	2.45 MON	3.10 MON	2.45 MON
Lv Cheyenne	4.15 MON	5.20 TUE	4.15 MON
Ar Denver	6.15 MON	8.00 TUE	6.15 MON
Lv Denver	6.45 MON	9.00 TUE	6.45 MON
" Oakley	10.49 "	1.33 "	10.49 "
Ar Ellis (M.S.T.)	11.59 MON	2.55 "	11.59 MON
Lv Ellis (C.S.T.)	1.08 TUE	4.05 "	1.08 TUE
" Salina	3.10 "	6.25 "	3.10 "
" Junction City	4.12 "	7.30 "	4.12 "
" Manhattan	4.37 "	7.55 "	4.37 "
" Topeka	5.27 "	8.55 "	5.27 "
" Lawrence	6.45 TUE	9.30 TUE	6.45 TUE
Ar Kansas City	6.45 TUE	10.30 TUE	6.45 TUE
Lv Kansas City (Wabash)	7.00 TUE	11.59 TUE	7.00 TUE
Ar St. Louis (C.T.)	11.59 TUE	7.35 WED	11.59 TUE

Equipment for Page 15
 ★ NO. 10—Streamliner CITY OF ST. LOUIS—DAILY
 No. 10 to Kansas City; Wabash 10 to St. Louis.
 Club Lounge Car @..... Los Angeles to St. Louis (Radio).
 Standard Sleeping Cars... Los Angeles to St. Louis—12 Rmte., 4 Dbl. Bdrm. Los Angeles to Kansas City—6 Sec., 6 Rmte., 4 Dbl. Bdrm.
 Los Angeles to Green River—14 Sec. (No. 12 to Omaha). Los Angeles to Salt Lake City—6 Sec., 6 Roomettes, 4 Double Bedrooms, (Nos. 33-17-20 thru to Spokane). Los Angeles to Ogden—14 Sections (No. 12 to Omaha). Los Angeles to Cedar City—10 Sec., D.R., Compts. (No. 309 Milford to Cedar City—June 4 to Sept. 9). Cedar City to Salt Lake City—8 Sec., D.R., Compts. (No. 310 to Milford—June 5 to Sept. 10).
 Ogden to St. Louis—6 Sections, 6 Roomettes, 4 Double Bedrooms (No. 28 from San Francisco).
 Green River to St. Louis—6 Sections, 6 Roomettes, 4 Double Bedrooms (No. 12 from Seattle).
 Reclining Seat Coaches... (All Seats Reserved) ...
 Cafe Lounge Car..... Ogden to Green River (for Omaha) (not reserved).
 Dining Car..... A la carte and club or table d'hote service.

★ NO. 38—PONY EXPRESS—DAILY
 Los Angeles to Denver (Radio).
 Standard Sleeping Cars... Los Angeles to Kansas City—10 Sections, D.R., Compt. Los Angeles to Ogden—10 Sec., 3 Dbl. Bdrms. (No. 24 to Chicago). Los Angeles to Ogden—14 Sections (No. 24 to Chicago). Los Angeles to Salt Lake City—12 Roomettes, 1 Single and 4 Double Bedrooms (No. 29 through to Butte). Los Angeles to Las Vegas—8 Sec., D.R., 3 Dbl. Bdrms. Salt Lake City to Denver—10 Roomettes, 6 Double Bedrooms.
 Salt Lake City to Denver—10 Sec., D. R. Compt. Ogden to Denver—12 Sections, D. R. (S.P. 24 from San Francisco).
 Reclining Seat Coaches... Los Angeles to Ogden and Kansas City. Ogden to Kansas City (S.P. 24 from San Francisco).
 Dining Car..... East of Las Vegas—a la carte and club or table d'hote.

Footnotes for Page 15
 ⊕ Club lounge cars are for the exclusive use of standard sleeping car passengers.
 ★ Regularly assigned through cars air-conditioned. (f) Stops only on signal.
 ★ Motor Bus between Lund and Cedar City. ⊕ Conditional stop; see Table 24.
 ★ Motor bus connections with main line trains at East Los Angeles. See tables 7, 8 and 9 for complete information on bus schedules to and from East Los Angeles.
 ⊕ Connection with No. 10 is made at Milford, not at Lund.
 (C.T.) Central time. (M.T.) Mountain time. (P.T.) Pacific time.
 Time from 12.01 midnight to 12.00 noon shown in light face type.
 Time from 12.01 noon to 12.00 midnight shown in heavy face type.

Advantages of COAST-TO-COAST SLEEPING CAR SERVICE

- The schedules shown in Tables on pages 6 and 7 of this folder provide a convenient service for the coast-to-coast traveler, at No Extra Fare.
- This service eliminates the necessity of changing trains or transferring from one station to another in Chicago.
- It gives the traveler a choice of two fine routes between the Atlantic Coast and Chicago, and the service of the famous Overland Route between Chicago and California.

For Dependable Transportation—Be Specific, Say "UNION PACIFIC"

ST. LOUIS—KANSAS CITY—SAN FRANCISCO via Denver

Table E Condensed Schedules All Trains Daily. Includes columns for Local No. 57 Daily Example, Pony Express-Gold Coast 37-23 Example, Streamliner City of St. Louis-San Francisco Overland 9-27 Example, San Francisco Overland-Streamliner City of St. Louis 23-10 Example, Gold Coast-Pony Express 24-38 Example, and Local No. 52 Daily Example. Lists routes like Wabash, Union Pacific, and Southern Pacific with departure times.

Equipment for Page 16

★ NO. 9-27—Streamliner—CITY OF ST. LOUIS—SAN FRANCISCO OVERLAND—DAILY. Wabash No. 9 to Kansas City; No. 9 to Green River; No. 27 to Ogden; S. P. No. 27 to San Francisco. Club Lounge Service, Standard Sleeping Cars, Reclining Seat Coaches, Cafe Lounge Car, Dining Car.

★ NO. 23-10—SAN FRANCISCO OVERLAND—Streamliner CITY OF ST. LOUIS—DAILY. S. P. No. 28 to Ogden; No. 10 to Kansas City; Wabash No. 10 to St. Louis. Club Lounge Service, Standard Sleeping Cars, Reclining Seat Coaches, Cafe Lounge Car, Dining Car.

★ NO. 24-38—GOLD COAST—PONY EXPRESS—DAILY. S. P. No. 24 to Ogden; No. 38 to Kansas City. Club Lounge Service, Standard Sleeping Cars, Reclining Seat Coach, Dining Car.

Footnotes for Page 16

☉ Club lounge cars are for the exclusive use of standard sleeping car passengers. ☐ Conditional stop; see table 24. □ Conditional stop; see table 30. ▲ On the S.P. this train handles checked baggage only for Oakland or beyond.

★ Regularly assigned through cars air-conditioned. (f) Stops only on signal. (C.S.T.) Central standard time. (M.S.T.) Mountain standard time. (P.S.T.) Pacific standard time. Time from 12.01 noon to 12.00 midnight shown in heavy face type.

ST. LOUIS—KANSAS CITY—PORTLAND—SEATTLE via Denver

Table F Condensed Schedules All Trains Daily. Includes columns for Local No. 57 Daily, Pony Express-Portland Rose 37-17 Example, Streamliner City of St. Louis-Idahoan 9-11 Example, Idahoan-Streamliner City of St. Louis 12-10 Example, Portland Rose-Pony Express 18-38 Example, and Local No. 52 Daily. Lists routes like Wabash, Union Pacific, and Southern Pacific with departure times.

Equipment for Page 17

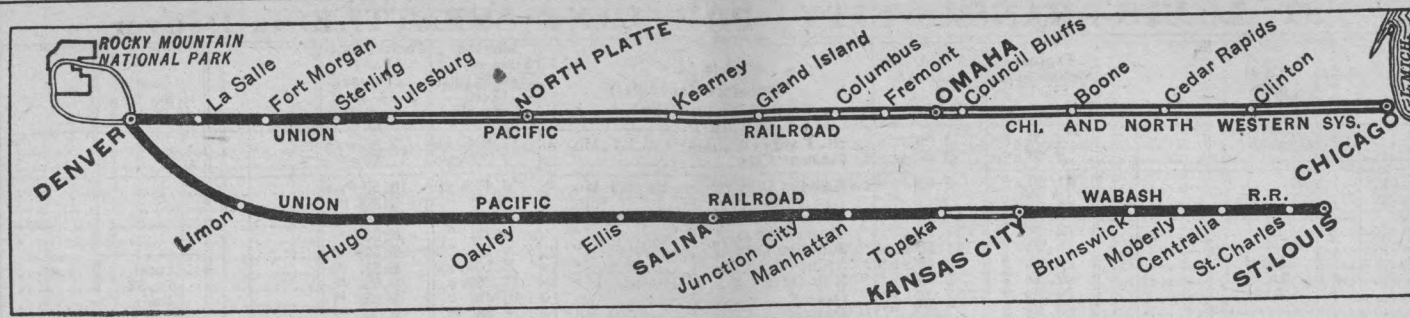
★ NO. 9-11—Streamliner CITY OF ST. LOUIS—IDAHOAN—DAILY. Wabash 9 to Kansas City; 9 to Green River; 11 to Portland; 459 to Seattle. Club Lounge Service, Standard Sleeping Cars, Reclining Seat Coaches, Cafe Lounge Car, Dining Car.

★ NO. 12-10—IDAHOAN—Streamliner CITY OF ST. LOUIS—DAILY. 402 to Portland; 12 to Green River; 10 to Kansas City; Wab. 10 to St. Louis. Club Lounge Service, Standard Sleeping Cars, Reclining Seat Coaches, Cafe Lounge Car, Dining Car.

Footnotes for Page 17

★ Regularly assigned through cars air conditioned. ☐ Conditional stop; see Table 24. ☉ Club lounge cars are for the exclusive use of standard sleeping car passengers. West Yellowstone, Montana, is gateway to Yellowstone National Park. Service during summer season only, June 22 through September 4.

◆ Motor Bus. This service is provided passengers arriving or departing Shoshone and holding through rail tickets to and from Sun Valley or Ketchum, Idaho. ▲ Daily train No. 459. # Daily train No. 457. • Daily train No. 458. □ Daily train No. 402.



CHICAGO-MINNEAPOLIS-OMAHA-DENVER

Table G Condensed Schedules All Trains Daily		Streamliner City of Denver 111 Example	National Parks Special 1-85 Summer Season	National Parks Special 11-35 Winter Season
C. & N. W.				
Lv Chicago (C.S.T.)	4.00 SUN	12.01 SUN		
Ar Omaha	11.40 SUN	9.00 SUN		
C. & N. W.				
Lv Minneapolis (C.S.T.)	11.40 SUN	11.40 SUN	11.40 SUN	11.40 SUN
" St. Paul	12.10 "	12.10 "	12.10 "	12.10 "
" Sioux City	6.25 "	6.25 "	6.25 "	6.25 "
Ar Omaha	8.40 SUN	8.40 SUN	8.40 SUN	8.40 SUN
Union Pacific				
Lv Omaha (C.S.T.)	11.50 SUN	9.35 SUN	9.45 SUN	9.45 SUN
" Fremont		10.21 "	10.18 "	10.18 "
" Schuyler			11.18 "	11.18 "
" Columbus	1.02 MON	11.07 "	11.44 SUN	11.44 SUN
" Central City			12.30 MON	12.30 MON
" Grand Island	1.57 "	12.20 MON	1.10 "	1.10 "
" Kearney	2.35 "	12.59 "	2.05 "	2.05 "
" Lexington			2.45 "	2.45 "
" North Platte (C.S.T.)	3.55 "	2.30 "	4.10 "	4.10 "
" North Platte (M.S.T.)	3.00 "	1.50 "	3.35 "	3.35 "
" Ogallala		2.42 "	4.25 "	4.25 "
" Julesburg	f 4.14 "	3.20 "	5.15 "	5.15 "
" Sterling	5.09 "	4.35 "	6.25 "	6.25 "
" Fort Morgan		f 5.20 "	f 7.10 "	f 7.10 "
" La Salle	6.34 "	6.20 "	8.13 "	8.13 "
Ar Denver (M.S.T.)	7.30 MON	7.20 MON	9.15 MON	9.15 MON

Equipment for Table G

*** NO. 111—Streamliner CITY OF DENVER—DAILY**
Train runs via C. & N. W. to Omaha; thence U. P.
Club Lounge Car @..... Chicago to Denver (Radio).
Observation Sleeping Car @ Chicago to Denver—6 Double Bedrooms.
Standard Sleeping Cars... Chicago to Denver—Drawing-room, Compts., Bed-rooms, Roomettes, Sections (4 cars).
Reclining Seat Coaches... Chicago to Denver (2 cars—all seats reserved).
Dining Car..... A la carte and club or table d'hote service.

*** NO. 1-85 NATIONAL PARKS SPECIAL—(June 14—Sept. 5)**
C. & N. W. No. 1 to Omaha; U. P. No. 85 to Denver.
Club Lounge Car @..... Chicago to Omaha; North Platte to Denver.
Standard Sleeping Cars... Chicago to Denver—8 Sections, 5 Double Bedrooms.
Omaha to Denver—12 Sections, 2 Double Bedrooms.
Reclining Seat Coaches... Chicago to Denver (all seats reserved).
Omaha to Denver (not reserved).
Dining Car..... A la carte and club or table d'hote service.

*** NO. 11-85—NATIONAL PARKS SPECIAL—DAILY—(Sept. 6—June 13)**
No. 11 to North Platte; No. 85 to Denver.
Standard Sleeping Cars... Omaha to Denver—12 Sections, 2 Double Bedrooms.
Reclining Seat Coaches... Omaha to Denver (not reserved).
Cafe Lounge Car..... A la carte and club or table d'hote service. North Platte to Denver.

DENVER-OMAHA-MINNEAPOLIS-CHICAGO

Table G Condensed Schedules All Trains Daily		Streamliner City of Denver 112 Example	National Parks Special 86-2 Summer Season	National Parks Special 86-12 Winter Season
Union Pacific				
Lv Denver (M.S.T.)	3.30 SUN	5.00 SUN	6.00 SUN	6.00 SUN
" La Salle	4.18 "	6.06 "	6.57 "	6.57 "
" Fort Morgan				
" Sterling	5.37 "	7.42 "	8.42 "	8.42 "
" Julesburg	6.27 "	8.50 "	9.55 "	9.55 "
" Ogallala				
" North Platte (M.S.T.)	7.32 "	10.10 "	11.15 SUN	11.15 SUN
" North Platte (C.S.T.)	8.37 "	11.25 SUN	12.45 MON	12.45 MON
" Lexington			1.55 "	1.55 "
" Kearney	9.50 "	12.47 MON	2.39 "	2.39 "
" Grand Island	10.27 "	1.40 "	3.50 "	3.50 "
" Central City			4.15 "	4.15 "
" Columbus	11.19 "	2.40 "	5.10 "	5.10 "
" Schuyler			5.30 "	5.30 "
" Fremont			3.28 "	6.08 "
Ar Omaha (C.S.T.)	12.35 MON	4.10 MON	7.00 MON	7.00 MON
C. & N. W.				
Lv Omaha	12.45 MON	4.30 MON	8.00 MON	8.00 MON
Ar Chicago (C.S.T.)	8.35 MON	2.00 MON	8.15 MON	8.15 MON
C. & N. W.				
Lv Omaha		9.25 MON	9.25 MON	9.25 MON
Ar Sioux City		11.50 "	11.50 "	11.50 "
" St. Paul		6.15 "	6.15 "	6.15 "
Ar Minneapolis (C.S.T.)		6.50 MON	6.50 MON	6.50 MON

Equipment for Table G

*** NO. 112—Streamliner CITY OF DENVER—DAILY**
Train runs via C. & N. W. east of Omaha.
Club Lounge Car @..... Denver to Chicago (Radio).
Observation Sleeping Car @ Denver to Chicago—6 Double Bedrooms.
Standard Sleeping Cars... Denver to Chicago—Drawing-room, Compts., Bed-rooms, Roomettes, Sections (4 cars).
Reclining Seat Coaches... Denver to Chicago (2 cars—all seats reserved).
Dining Car..... A la carte and club or table d'hote service.

*** NO. 86-2 NATIONAL PARKS SPECIAL (June 15—Sept. 6)**
No. 86 to Omaha; C. & N. W. No. 2 to Chicago.
Club Lounge Car @..... Denver to North Platte; Omaha to Chicago.
Standard Sleeping Cars... Denver to Chicago—8 Sections, 5 Double Bedrooms.
Denver to Omaha—12 Sections, 2 Double Bedrooms.
(Occupancy until 7:30 a.m.).
Reclining Seat Coaches... Denver to Chicago (all seats reserved).
Denver to Omaha (not reserved).
Dining Car..... A la carte and club or table d'hote service.

*** NO. 86-12—NATIONAL PARKS SPECIAL—DAILY—(Sept. 7—June 14)**
No. 86 to North Platte; No. 12 to Omaha.
Standard Sleeping Car... Denver to Omaha—12 Sections, 2 Double Bedrooms.
(Occupancy until 7:30 a.m.).
Reclining Seat Coach... Denver to Omaha (not reserved).
Cafe Lounge Car..... A la carte and club or table d'hote service. Denver to North Platte.

Footnotes for Page 18

⊗ Club lounge cars are for the exclusive use of standard sleeping car passengers.
⊠ Conditional stop; see Tables 17 or 24.
★ Regularly assigned through cars air-conditioned.
(f) Stops only on signal.

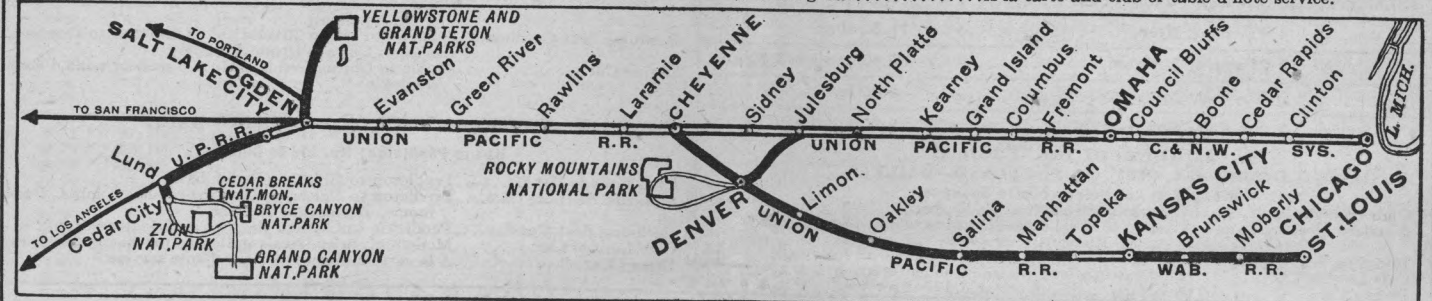
(C.S.T.) Central Standard time. (M.S.T.) Mountain Standard time.
Time from 12.01 midnight to 12.00 noon shown in light face type.
Time from 12.01 noon to 12.00 midnight shown in heavy face type.

ST. LOUIS-KANSAS CITY-DENVER

The Kansas 39 Example	Pony Express 37 Example	Strmlner City of St. Louis 9 Example	Table H Condensed Schedules All Trains Daily	Strmlner City of St. Louis 10 Example	Pony Express 38 Example	The Kansas 40 Example
	4.00 su	4.00 su	Lv Wabash	11.59 mo	7.35 mo	
	9.00 "	9.00 "	Ar St. Louis (C.S.T.)	7.00 "	11.59 su	
			Lv Kansas City	6.45 "	10.30 "	11.30 su
6.30 su	11.59 su	9.30 "	Ar Kansas City, Kans.			
7.16 "	12.59 mo	10.37 "	Lv Lawrence	9.30 "	10.35 su	
7.51 "	1.42 "		Ar Topeka	5.27 "	10.05 "	
8.21 "			Lv St. Marys		9.32 "	
8.34 "			Ar Wamego		9.16 "	
8.50 "	2.44 "	11.27 "	Lv Manhattan	4.37 "	8.58 "	
9.25 "	3.09 "		Ar Junction City	4.12 "	8.37 "	
9.45 "	3.29 "	11.55 su	Lv Chapman		8.31 "	
			Ar Detroit			
10.17 "	4.04 "		Lv Abilene		7.58 "	
			Ar Solomon			
10.55 su	5.04 "	12.45 "	Lv Salina	3.10 "	6.25 "	7.30 su
Ar	8.00 "	2.49 "	Lv Elms (C.S.T.)	1.08 mo	4.05 "	
	7.30 "	1.58 "	Lv Elms (M.S.T.)	11.59 su	2.55 "	
	9.20 "	3.08 "	Lv Oakley	10.49 "	1.33 "	
	12.45 "	5.33 "	Ar Hugo	8.29 "	10.51 "	
	1.08 "	5.55 "	Lv Limon	8.12 "	10.33 "	
	3.30 mo	7.40 mo	Ar Denver (M.S.T.)	6.45 su	9.00 su	

Equipment for Table H

*** NO. 38—PONY EXPRESS—DAILY**
Standard Sleeping Cars... Denver to Kansas City—10 Sections, Drawing Room, Compartment (from L. A.).
Denver to Kansas City—10 Sec., D.R., 2 Compt. (No. 18 from Portland).
Reclining Seat Coach... Denver to Kansas City (from Los Angeles).
Dining Car..... A la carte and club or table d'hote service.



DENVER-SALT LAKE CITY

Local No. 57 Daily	Pony Express 37 Example	Strmlner City of St. Louis 9 Example	Table J Condensed Schedules All Trains Daily	Strmlner City of St. Louis 10 Example	Pony Express 38 Example	Local 52 Daily
8.15 su	5.35 su	8.10 su	Lv Denver (M.S.T.)	6.15 su	8.00 mo	5.20 su
9.20 "	6.27 su	9.03 su	Ar La Salle		4.15 mo	4.15 su
10.50 su	9.18 su	11.20 su	Ar Cheyenne	3.10 su	4.15 mo	2.45 su
Ar	11.45 su	1.19 "	Lv Rawlins	1.05 "	1.55 mo	
	2.45 mo	4.10 "	Ar Green River	10.45 "	11.10 su	
	4.50 "	6.15 "	Ar Evanston	8.34 "	8.57 "	
	6.35 "	8.05 "	Ar Ogden	6.50 "	7.10 "	
	8.00 mo	9.30 su	Ar Salt Lake City	5.05 su	5.30 su	

Equipment for Table J

*** NO. 37—PONY EXPRESS—DAILY**
Club Lounge Car @..... Denver to Salt Lake City (Radio).
Standard Sleeping Cars... Denver to Salt Lake City—10 Sections, Drawing Room, Compartment (for Los Angeles).
Denver to Salt Lake City—10 Rmte., 6 Dbl. Bdrm.
Salt Lake City to Denver—10 Sec., D.R., Compt.
Reclining Seat Coaches... Denver to Salt Lake City (for Los Angeles).
Dining Car..... A la carte and club or table d'hote service.

Footnotes for Page 19

⊗ Club lounge cars are for the exclusive use of standard sleeping car passengers.
★ Regularly assigned through cars air-conditioned. ⊠ Conditional stop; see Tables 17, 24 or 30.
(C.S.T.) Central Standard time. (M.S.T.) Mountain Standard time.
Time from 12.01 midnight to 12.00 noon shown in light face type. (f) stops only on signal.
Time from 12.01 noon to 12.00 midnight shown in heavy face type.

Equipment for Table H

*** NO. 9—Streamliner CITY OF ST. LOUIS—DAILY**
Wabash 9 to Kansas City; U. P. 9 to Denver
Club Lounge Car @..... St. Louis to Denver (Radio).
Standard Sleeping Cars... St. Louis to Denver—12 Roomettes, 4 Double Bed-rooms (for Los Angeles).
Kansas City to Denver—6 Sec., 6 Rmte., 4 Dbl. Bdrm. (for Los Angeles).
Reclining Seat Coaches... St. Louis to Denver (all reserved—for Los Angeles).
Cafe Lounge Car..... Snack car service and lounge for coach passengers.
Dining Car..... A la carte and club or table d'hote service.

*** NO. 37—PONY EXPRESS—DAILY**
Standard Sleeping Cars... Kansas City to Denver—10 Sections, Drawing Room, Compartment (for Los Angeles). (open 10.00 p.m.).
Kansas City to Denver—10 Sec., D.R., 2 Compt. (No. 17 to Portland). (open 10:00 p.m.).
Reclining Seat Coach... Kansas City to Denver (for Los Angeles).
Dining Car..... A la carte and club or table d'hote service.

*** NO. 10—Streamliner CITY OF ST. LOUIS—DAILY**
U. P. 10 to Kansas City; Wabash 10 to St. Louis.
Club Lounge Car @..... Denver to St. Louis (Radio).
Standard Sleeping Cars... Denver to St. Louis—12 Roomettes, 4 Double Bed-rooms (from Los Angeles).
Denver to Kansas City—6 Sec., 6 Rmte., 4 Dbl. Bdrm. (Occupancy 7:30 a.m.). (from Los Angeles).
Reclining Seat Coaches... Denver to St. Louis (all reserved—from Los Angeles).
Cafe Lounge Car..... Snack car service and lounge for coach passengers.
Dining Car..... A la carte and club or table d'hote service.

Equipment for Table J

*** NO. 9—CITY OF ST. LOUIS—DAILY**
Club Lounge Car @..... Denver to Salt Lake City (Radio).
Standard Sleeping Cars... Denver to Salt Lake City—12 Roomettes, 4 Double Bedrooms (from St. Louis—for Los Angeles).
Denver to Salt Lake City—6 Sec., 6 Rmte., 4 Dbl. Bdrm. (from Kansas City for Los Angeles).
Reclining Seat Coaches... Denver to Salt Lake City (all reserved—from St. Louis—for Los Angeles).
Cafe Lounge Car..... Denver to Ogden—Snack car service and lounge for coach passengers.
Dining Car..... A la carte and club or table d'hote service.

*** NO. 10—CITY OF ST. LOUIS—DAILY**
Club Lounge Car @..... Salt Lake City to Denver (Radio).
Standard Sleeping Cars... Salt Lake City to Denver—12 Roomettes, 4 Double Bedrooms (from Los Angeles—for St. Louis).
Salt Lake City to Denver—6 Sec., 6 Rmte., 4 Dbl. Bdrm. (from Los Angeles for Kansas City).
Reclining Seat Coaches... Salt Lake City to Denver (all reserved—from Los Angeles).
Cafe Lounge Car..... Ogden to Denver—Snack car service and lounge for coach passengers.
Dining Car..... A la carte and club or table d'hote service.

*** NO. 38—PONY EXPRESS—DAILY**
Club Lounge Car @..... Salt Lake City to Denver (Radio).
Standard Sleeping Cars... Salt Lake City to Denver—10 Sections, Drawing Room, Compartment (from Los Angeles).
Salt Lake City to Denver—10 Rmte., 6 Dbl. Bdrm.
Salt Lake City to Denver—10 Sec., D.R., Compt.
Reclining Seat Coaches... Salt Lake City to Denver (from Los Angeles).
Dining Car..... Ala Carte and club or table d'hote service.



CHICAGO — OMAHA — SPOKANE

Table K Condensed Schedules All Trains Daily. Includes routes for No. 105, No. 23-17-20, and No. 19-18-24 with departure and arrival times.

★ NO. 23-17-20—GOLD COAST—PORTLAND ROSE—DAILY. Club Lounge Service, Standard Sleeping Cars, Reclining Seat Coaches, Dining Car.

★ NO. 19-18-24—PORTLAND ROSE—GOLD COAST—DAILY. Club Lounge Service, Standard Sleeping Cars, Reclining Seat Coaches, Dining Car.

★ NO. 106—Streamliner CITY OF PORTLAND—DAILY. Bus to Pendleton; No. 106 to Chicago. Club Lounge Car, Standard Sleeping Cars, Reclining Seat Coaches, Cafe Lounge Car, Dining Car.

Equipment for Table K. ★ NO. 105—Streamliner CITY OF PORTLAND—DAILY. Club Lounge Car, Standard Sleeping Cars, Reclining Seat Coaches, Cafe Lounge Car, Dining Car.

ST. LOUIS — KANSAS CITY — SPOKANE

Table L Condensed Schedules All Trains Daily. Includes routes for No. 37-17-20, No. 19-18-38, and No. 19-18-37 with departure and arrival times.

Equipment for Table L. ★ NO. 37-17-20—PONY EXPRESS—PORTLAND ROSE—DAILY. Club Lounge Service, Standard Sleeping Cars, Reclining Seat Coaches, Dining Car.

★ NO. 19-18-38—PORTLAND ROSE—PONY EXPRESS—DAILY. Club Lounge Service, Standard Sleeping Cars, Reclining Seat Coaches, Dining Car.

Footnotes for Page 20. Club lounge cars are for the exclusive use of standard sleeping car passengers. Regularly assigned through cars air-conditioned.

CHICAGO — ST. LOUIS — KANSAS CITY — WEST YELLOWSTONE — VICTOR

Table O Summer Season All Trains Daily. Includes routes for Chicago (CST) C. & N.W., Omaha (Union Pacific), Cheyenne (M.S.T.), St. Louis (C.S.T.), and West Yellowstone.

★ 9-11-35-47 CITY OF ST. LOUIS—YELLOWSTONE SPECIAL—DAILY. Club Lounge Service, Standard Sleeping Car, Reclining Seat Coaches, Dining Car.

★ 48-36-12-28 YEL'STONE SPECIAL—SAN FRAN. OVERLAND—DAILY. Club Lounge Service, Standard Sleeping Car, Reclining Seat Coaches, Dining Car.

★ No. 48-36-12-10 YEL'STONE SPECIAL—CITY OF ST. LOUIS—DAILY. Club Lounge Service, Standard Sleeping Car, Reclining Seat Coaches, Dining Car.

★ 27-11-35-47 SAN FRAN. OVERLAND—YEL'STONE SPECIAL—DAILY. Club Lounge Service, Standard Sleeping Car, Reclining Seat Coaches, Dining Car.

LOS ANGELES — SALT LAKE CITY — WEST YELLOWSTONE — VICTOR — BUTTE

Table R Condensed Schedules All Trains Daily. Includes routes for Los Angeles (P.S.T.), East Los Angeles, Riverside, San Bernardino, Barstow, Las Vegas, Caliente (P.S.T.), Lund (M.S.T.), Milford, Lynnlyl, Salt Lake City, Ogden, Pocatello, Blackfoot, Idaho Falls, St. Anthony, Ashton, West Yellowstone, Idaho Falls, Dubois, Spencer, Lima, Armstead, Dillon, Melrose, Silver Bow, Butte (M.S.T.).

★ NO. 38-29—PONY EXPRESS—BUTTE SPECIAL—DAILY. Club Lounge Car, Standard Sleeping Cars, Reclining Seat Coaches, Dining Car.

★ NO. 10-33—NORTHWEST SPECIAL—DAILY. Club Lounge Service, Standard Sleeping Cars, Reclining Seat Coaches, Dining Car.

★ NO. 30-37—BUTTE SPECIAL—PONY EXPRESS—DAILY. Club Lounge Car, Standard Sleeping Cars, Reclining Seat Coaches, Dining Car.

★ NO. 34-9—NORTHWEST SPECIAL—DAILY. Club Lounge Service, Standard Sleeping Cars, Reclining Seat Coaches, Dining Car.

★ NO. 38-35-47 PONY EXPRESS—YEL'STONE SPECIAL—DAILY. Club Lounge Service, Standard Sleeping Cars, Reclining Seat Coaches, Dining Car.

★ NO. 48-36-37—YEL'STONE SPECIAL—PONY EXPRESS—DAILY. Club Lounge Service, Standard Sleeping Cars, Reclining Seat Coaches, Dining Car.

Table of departure and arrival times for various routes, including Los Angeles, Salt Lake City, and Butte.

Footnotes for Page 21

Club and lounge cars are for the exclusive use of standard sleeping car passengers. Regularly assigned through cars air-conditioned. First car leaves Chicago June 20, arrives West Yellowstone June 22.

LOS ANGELES — SPOKANE — Via Shoshone (SUN VALLEY) — Boise

Table T Condensed Schedules All Trains Daily. Includes routes for Los Angeles (P.S.T.), East Los Angeles, Las Vegas (P.T.), Salt Lake City (MST), Salt Lake City (M.S.T.), Ogden, Pocatello, Shoshone, Sun Valley, Ketchum, Boise, Huntington (M.S.T.), Huntington (P.S.T.), Baker, La Grande, Pendleton, Hinkle, Wallula, Ayer, and Spokane (P.S.T.).

Equipment for Table T

★ NO. 10-33-17-20—CITY OF ST. LOUIS—PORTLAND ROSE—DAILY. No. 10 to Salt Lake City; No. 33 to Pocatello; No. 17 to Hinkle; No. 20 to Spokane. Club Lounge Service, Standard Sleeping Cars, Reclining Seat Coaches, Dining Car.

★ NO. 29-25—BUTTE SPECIAL—MAIL AND EXPRESS. No. 29 to Pocatello; No. 25 to Boise. Club Lounge Service, Standard Sleeping Car, Reclining Seat Coach, Dining Car.

★ NO. 19-18-34-9—PORTLAND ROSE—CITY OF ST. LOUIS—DAILY. No. 19 to Hinkle; No. 18 to Pocatello; No. 34 to Salt Lake City; No. 9 to Los Angeles. Club Lounge Service, Standard Sleeping Cars, Reclining Seat Coaches, Dining Car.

★ NO. 12-30—IDAHOAN—BUTTE SPECIAL—DAILY. No. 12 to Pocatello; No. 30 to Salt Lake City. Club Lounge Service, Standard Sleeping Car, Reclining Seat Coach, Dining Car.

SALT LAKE CITY — BOISE — PORTLAND — SEATTLE

Table U Condensed Schedules All Trains Daily. Includes routes for Salt Lake City (M.S.T.), Ogden, Pocatello, Shoshone, Sun Valley, Ketchum, Boise, Huntington (M.S.T.), Huntington (P.S.T.), Baker, La Grande, Pendleton, The Dalles, Portland, Tacoma, and Seattle (P.S.T.).

Equipment for Table U

★ NO. 29-11-459—IDAHOAN—DAILY. No. 29 to Pocatello; No. 11 to Portland; No. 459 to Seattle. Club Lounge Service, Parlor Car, Standard Sleeping Cars, Reclining Seat Coaches, Dining Car.

★ NO. 33-17-457—NORTHWEST SPECIAL—PORTLAND ROSE—DAILY. No. 33 to Pocatello; No. 17 to Portland; No. 457 to Seattle. Club Lounge Car, Parlor Car, Standard Sleeping Cars, Reclining Seat Coaches, Dining Car.

★ NO. 458-18-34—PORTLAND ROSE—NORTHWEST SPECIAL—DAILY. No. 458 to Portland; No. 18 to Pocatello; No. 34 to Salt Lake City. Parlor Car, Club Lounge Service, Standard Sleeping Cars, Reclining Seat Coaches, Dining Car.

★ NO. 402-12-30—IDAHOAN—DAILY. No. 402 to Portland; No. 12 to Pocatello; No. 30 to Salt Lake City. Club Lounge Car, Standard Sleeping Cars, Reclining Seat Coaches, Dining Car.

Footnotes for Page 22

⊙ Club and lounge cars are for the exclusive use of standard sleeping car passengers.

★ Regularly assigned through cars air-conditioned.

♦ Motor Bus. This service is provided passengers arriving or departing Shoshone and holding through rail tickets to and from Sun Valley or Ketchum, Idaho.

(M.S.T.) Mountain Standard time. (P.S.T.) Pacific Standard time.

Time from 12.01 midnight to 12.00 noon shown in light face type.

Time from 12.01 noon to 12.00 midnight shown in heavy face type.

PORTLAND — WALLA WALLA — YAKIMA — LEWISTON — SPOKANE

Table W All Trains Daily—(Pacific Standard Time). Includes routes for Portland, Hood River, The Dalles, Arlington, Hinkle, Wallula, Wallula, Walla Walla, Yakima, Ayer, Riparia, Lewiston, Ayer, Marengo, Cheney, and Spokane.

Equipment for Table W

★ NO. 20—SPOKANE—DAILY. Standard Sleeping Cars, Coach Sleeping Cars, Reclining Seat Coaches. Portland to Spokane—8 Sections, Buffet Lounge. Portland to Spokane—12 Roomettes, 1 Single and 4 Double Bedrooms.

★ NO. 19—SPOKANE—DAILY. Standard Sleeping Cars, Coach Sleeping Cars, Reclining Seat Coaches. Spokane to Portland—8 Sections, Buffet Lounge. Spokane to Portland—12 Roomettes, 1 Single and 4 Double Bedrooms.

Spokane, San Francisco and Los Angeles

Table X All Trains Daily (Pacific Standard Time). Includes routes for Spokane (UP), Ayer, Wallula, Portland, Portland So. Pac., Salem, Eugene, Klamath Falls, Redding, Sacramento, San Francisco, Sacramento, Stockton, Fresno, and Los Angeles.

Seattle, San Francisco and Los Angeles

Table Y All Trains Daily (Pacific Standard Time). Includes routes for Seattle, Tacoma, Portland, Portland So. Pac., Salem, Eugene, Klamath Falls, Redding, Sacramento, San Francisco, Sacramento, Stockton, Fresno, and Los Angeles.

PORTLAND, TACOMA AND SEATTLE

Table Z All Trains Daily. Includes routes for Portland, Ore., Vancouver Wash., Kelso-Longview, Chehalis, K., Astoria, Tacoma, and Seattle.

Equipment for Tables Y and Z

★ NO. 457—DAILY Streamliner. Astra Dome Obs.-Lounge, Parlor Car, Astra Dome Room, Standard Sleeping Car, Astra Dome Coach, Reclining Seat Coaches, Astra Dome Dining Car. ★ NO. 407—DAILY. Parlor Car, Standard Sleeping Cars, Reclining Seat Coaches, Dining Car. ★ NO. 459—DAILY. Parlor Car, Standard Sleeping Car, Reclining Seat Coaches, Dining Car.

★ NO. 401—DAILY. Standard Sleeping Cars, Reclining Seat Coaches. Portland to Seattle—10 Sec., D. R., Compt. (2 cars). Portland to Seattle—12 Sections, Drawing-room. Portland to Tacoma—10 Sections, D. R., Compt. Sleepers open at Portland 9:30 p.m., at destinations until 8:00 a.m.

★ NO. 460—DAILY. Parlor Car, Reclining Seat Coaches, Dining Car. Seattle to Portland (R. R. Owned). Seattle to Portland. Serving necessary meals enroute.

★ NO. 408—DAILY. Parlor Car, Standard Sleeping Cars, Reclining Seat Coaches, Dining Car. Seattle to Portland (R. R. Owned). Seattle to Chicago—12 Roomettes, 4 Double Bedrooms (No. 106 from Portland). Seattle to San Francisco—22 Rmts., 10 Roomettes, 6 Double Bedrooms, (2 cars), 4 Compts., 4 Double Bedrooms, 2 Drawing Rooms. Reclining Seat Coaches, Dining Car.

★ NO. 458—DAILY Streamliner. Astra Dome Obs.-Lounge, Parlor Car, Astra Dome Room, Parlor Car, Astra Dome Coach, Reclining Seat Coaches, Astra Dome Dining Car. Seattle to Portland. Seattle to Portland (R. R. Owned). Seattle to Portland (R. R. Owned)—8 Duplex Roomettes, 3 Compartments, 2 Drawing-rooms. Seattle to Portland (All seats reserved). Seattle to Portland (Not reserved). Seattle to Portland.

★ NO. 402—DAILY. Standard Sleeping Cars, Parlor Car, Reclining Seat Coaches. Seattle to Portland—10 Sec., D. R., Compt. (2 cars). Seattle to Portland—12 Sections, Drawing-room. Seattle to St. Louis—6 Sections, 6 Roomettes, 4 Double Bedrooms (Nos. 12-10 through from Portland). Tacoma to Portland—10 Sections, D. R., Compt. Sleepers open at Seattle and Tacoma at 9:30 p.m., at Portland until 7:30 a.m.

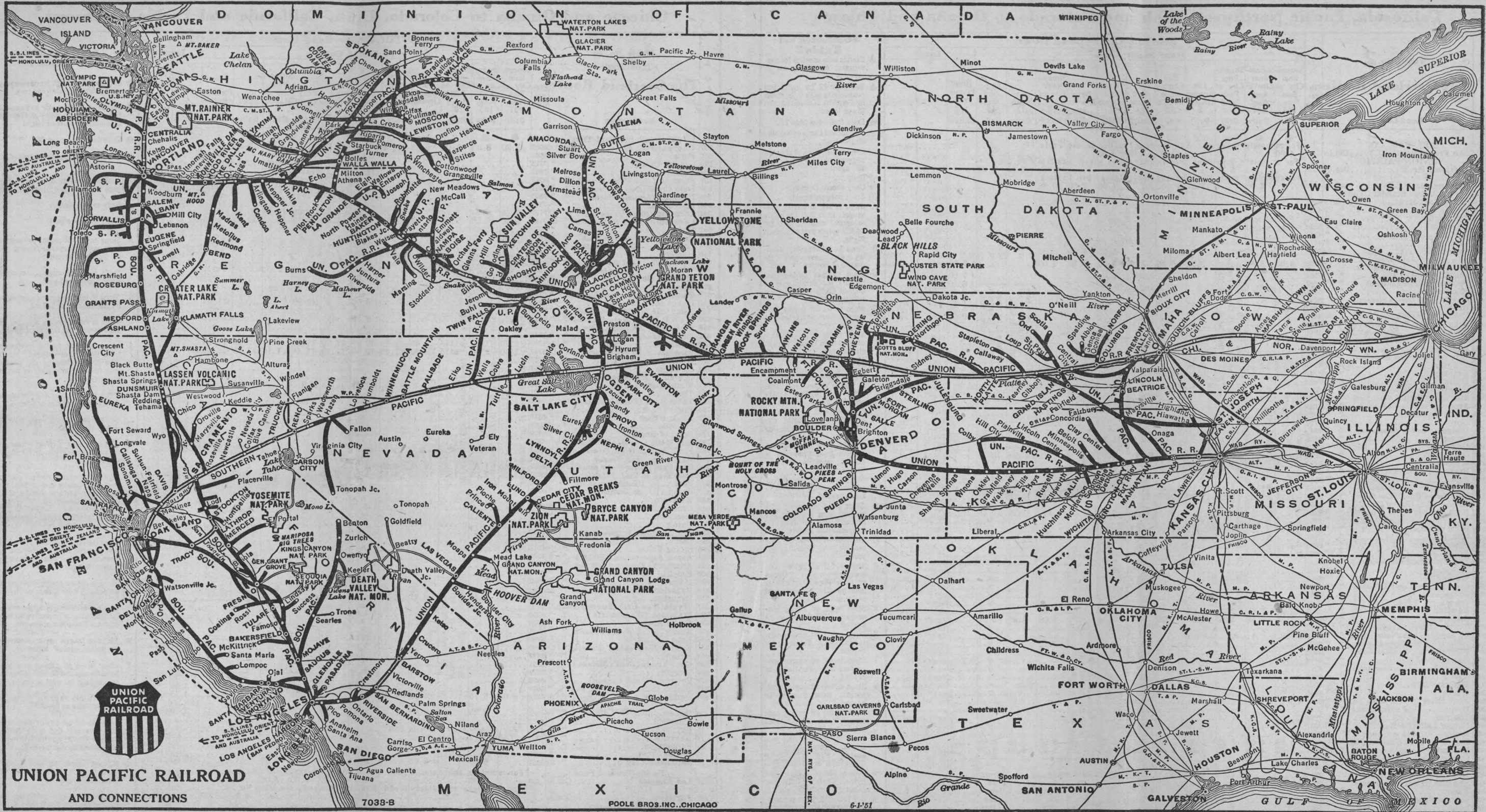
Arrives, departs Seattle Union Depot. Arrives, departs Seattle King Street Station. (H) Daily except Sundays and holidays. Rail station is at Kelso. There is independent bus service between Kelso and Longview every 20 minutes. Observation-Lounge for Parlor and Sleeping Car passengers only. Regularly assigned through cars air-conditioned. U. P. Stages, Portland—Spokane. Via Pacific Greyhound bus. (A) Runs via Davis.

Chicago and Omaha to Colorado, Utah, California and Pacific Northwest

Chicago and Omaha to Colorado, Utah, California and Pacific Northwest

Table No. 1		WESTBOUND—Read Down										
The Overland Route		To Pacific Coast					To Colo.		Local			
MILES	Elevation	City of San Fran. 101 Daily	City of Los Ang. 103 Daily	Portland 105 Daily	Los Angeles Limited 1 Daily	San Fran. Overl'd 27 Daily	Gold Coast 23 Daily	Mail and Express 5 Daily	Idahoan 11 Daily	Streamliner City of Denver 111 Daily	Nat'l Parks Special 1-85 Daily	Time
0	Chicago (C.&N.W.) (C.S.T.) Ill. Lv.	590	6.00	6.15	5.30	12.01	3.30	8.00	4.00	12.01	4.00	12.01
138	Clinton Iowa Lv.	598	8.14	8.29	7.40	2.32	5.55	11.05	6.08	2.32	6.08	2.32
219	Cedar Rapids Iowa Lv.	731	9.25	9.40	8.55	3.57	7.26	12.45	7.18	3.57	7.18	3.57
289	Marshalltown Iowa Lv.	884			5.15		7.26	12.45	8.22	5.15	8.22	5.15
327	Ames Iowa Lv.	917	9.00	9.00	9.00	3.30	6.00	11.40	6.00	3.30	11.40	6.00
340	Boone Iowa Lv.	917	11.20	11.35	11.01	6.25	9.44	12.14	9.16	6.25	12.14	9.16
485	Council Bluffs Iowa Lv.	983	1.33	1.48	1.15	8.45	12.14	7.02	11.27	8.45	11.27	8.45
488	Omaha Neb. Lv.	1033	1.45	2.00	1.30	9.00	12.30	7.30	11.40	9.00	11.40	9.00
0	Minneapolis (C. & N.W.) Minn. Lv.	918				11.40	11.40	9.25	11.40	11.40	11.40	9.25
11	St. Paul Minn. Lv.	703				12.10	10.10	12.10	12.10	12.10	12.10	10.10
377	Omaha Neb. Lv.	1033				8.40	8.40	7.45	8.40	8.40	8.40	7.45
0	Omaha (Union Pacific) Neb. Lv.	1033	1.55	2.10	1.40	9.25	12.55	8.20	9.55	9.45	11.50	9.35
19	Elkhorn " " " " " " " "	1166				M.	M.		11.13	W.	W.	
22	Waterloo (Elkhorn River) " " " " " " " "	1126				M.	M.		11.20	W.	W.	
25	Valley " " " " " " " "	1140				M.	M.		10.21	W.	W.	
37	Fremont (Named for Gen. Fremont) " " " " " " " "	1197	G.	K.	Y.	Z.	P.	10.43	10.45	10.21	10.21	10.45
44	Ames " " " " " " " "	1231	G.	K.	Y.	Z.	P.	11.02	11.02	W.	W.	11.02
52	North Bend " " " " " " " "	1278				M.	M.		11.18	W.	W.	11.18
59	Rogers " " " " " " " "	1312				M.	M.		11.18	W.	W.	11.18
66	Schuyler " " " " " " " "	1350				M.	M.		11.18	W.	W.	11.18
74	Richland " " " " " " " "	1401				M.	M.		11.18	W.	W.	11.18
82	Columbus (45, 46, 27 Hydro-electric Plants) " " " " " " " "	1447	G.	K.	Y.	Z.	P.	11.32	11.44	1.02	11.07	1.02
89	Duncan " " " " " " " "	1494	G.	K.	Y.	Z.	P.	11.54	12.05	W.	W.	12.05
100	Silver Creek " " " " " " " "	1548				M.	M.		12.30	W.	W.	12.30
111	Clarks (Grand Paines Vil., 1803) " " " " " " " "	1622				M.	M.		12.30	W.	W.	12.30
122	Central City 44 " " " " " " " "	1701				M.	M.		12.30	W.	W.	12.30
132	Chapman 44 " " " " " " " "	1766				M.	M.		12.30	W.	W.	12.30
144	Grand Island (44, 47, 49) Ar. Lv.	1864	3.54	4.09	3.39	11.55	3.22	11.20	12.35	12.55	12.10	11.20
144	Grand Island (52, 53) Lv.	1864	3.55	4.10	3.40	12.05	3.32	11.30	12.45	1.10	12.20	1.10
152	Alda " " " " " " " "	1916				M.	M.		12.55	W.	W.	12.55
160	Wood River " " " " " " " "	1956				M.	M.		12.55	W.	W.	12.55
167	Shelton " " " " " " " "	2019				M.	M.		12.55	W.	W.	12.55
173	Gibbon " " " " " " " "	2061				M.	M.		12.55	W.	W.	12.55
186	Kearney 43 (State Normal) " " " " " " " "	2149	G.	K.	Y.	Z.	P.	12.18	1.30	2.05	12.59	2.05
196	Odessa " " " " " " " "	2222				M.	M.		12.55	W.	W.	12.55
202	Elm Creek (Indian Fight, 1867) " " " " " " " "	2255				M.	M.		12.55	W.	W.	12.55
211	Overton " " " " " " " "	2318				M.	M.		12.55	W.	W.	12.55
222	Lexington " " " " " " " "	2389				M.	M.		12.57	W.	W.	12.57
230	Darr " " " " " " " "	2451				M.	M.		12.57	W.	W.	12.57
236	Cozad " " " " " " " "	2487				M.	M.		12.57	W.	W.	12.57
246	Gothenburg " " " " " " " "	2563				M.	M.		12.57	W.	W.	12.57
258	Brady Island " " " " " " " "	2651				M.	M.		12.57	W.	W.	12.57
268	Maxwell (Old Ft. McPherson) " " " " " " " "	2711				M.	M.		12.57	W.	W.	12.57
276	Gannett " " " " " " " "	2768				M.	M.		12.57	W.	W.	12.57
281	North Platte (No. Platte River (Mountain Time) former "Buffalo North Platte" Bill" Ranch, no. 1) Ar. Lv.	2802	5.40	5.55	5.25	2.20	6.10	2.15	3.05	4.10	3.55	2.30
281	North Platte (No. Platte River (Mountain Time) former "Buffalo North Platte" Bill" Ranch, no. 2) Lv.	2802	4.45	5.00	4.30	1.30	5.20	1.25	2.15	3.40	3.00	1.50
294	Hershey " " " " " " " "	2903				M.	M.		3.40	W.	W.	3.40
299	O'Fallons 30 " " " " " " " "	2938				M.	M.		3.40	W.	W.	3.40
301	Sutherland " " " " " " " "	2959				M.	M.		3.40	W.	W.	3.40
313	Paxton " " " " " " " "	3056				M.	M.		3.40	W.	W.	3.40
325	Roscoe " " " " " " " "	3166				M.	M.		3.40	W.	W.	3.40
332	Ogallala " " " " " " " "	3213				M.	M.		3.40	W.	W.	3.40
341	Brule " " " " " " " "	3288				M.	M.		3.40	W.	W.	3.40
351	Big Springs " " " " " " " "	3369				M.	M.		3.40	W.	W.	3.40
353	Julesburg (Indian Battles) Colo. Ar.	3467				M.	M.		3.40	W.	W.	3.40
363	Julesburg (1865-75) Lv.	3467				M.	M.		3.40	W.	W.	3.40
378	Chappell " " " " " " " "	3695				M.	M.		3.40	W.	W.	3.40
387	Lodge Pole " " " " " " " "	3831				M.	M.		3.40	W.	W.	3.40
394	Sinclair " " " " " " " "	3925				M.	M.		3.40	W.	W.	3.40
405	Sidney " " " " " " " "	4091	6.27	6.42	6.12	3.40	7.30	3.45	4.25	5.50	4.25	5.50
405	Sidney (Lookout Station, old) Lv.	4091	6.28	6.43	6.13	3.50	7.40	3.55	4.35	6.00	4.35	6.00
424	Potter (Ft. Sidney north) " " " " " " " "	4387				M.	M.		6.21	W.	W.	6.21
433	Dix " " " " " " " "	4551				M.	M.		6.30	W.	W.	6.30
442	Kimball—See Note " " " " " " " "	4706				M.	M.		6.46	W.	W.	6.46
454	Bushnell " " " " " " " "	4866				M.	M.		7.01	W.	W.	7.01
464	Pine Bluffs (Neb.-Wyo. State Line) Wyo. Lv.	5047				M.	M.		7.14	W.	W.	7.14
475	Egbert 42 " " " " " " " "	5296				M.	M.		7.46	W.	W.	7.46
480	Burns " " " " " " " "	5455				M.	M.		7.57	W.	W.	7.57
487	Hillsdale (Rocky Mts. to South) " " " " " " " "	5638				M.	M.		8.05	W.	W.	8.05
493	Durham " " " " " " " "	5638				M.	M.		8.05	W.	W.	8.05
507	Cheyenne (Capital of Wyo.) Fort Warren Ar.	6060	8.10	8.25	7.55	5.55	9.50	6.10	6.35	8.40	6.35	8.40

Table No. 1		WESTBOUND—Read Down										
The Overland Route		To Pacific Coast					To Colo.		Local			
MILES	Elevation	City of San Fran. 101 Daily	City of Los Ang. 103 Daily	Portland 105 Daily	Los Angeles Limited 1 Daily	San Fran. Overl'd 27 Daily	Gold Coast 23 Daily	Mail and Express 5 Daily	Idahoan 11 Daily	Streamliner City of Denver 111 Daily	Nat'l Parks Special 1-85 Daily	Time
507	Cheyenne 30, 42 Wyo. Lv.	6060	8.20	8.35	8.05	6.05	10.00	6.20	6.50	9.00	6.20	6.50
516	Borie " " " " " " " "	6561				6.05	10.00	6.20	6.50	9.00	6.20	6.50
526	Granite Canon " " " " " " " "	7315				6.05	10.00	6.20	6.50	9.00	6.20	6.50
534	Buford " " " " " " " "	7882				6.05	10.00	6.20	6.50	9.00	6.20	6.50
538	Sherman (Hibbs Point on route) " " " " " " " "	8013				6.05	10.00	6.20	6.50	9.00	6.20	6.50
540	Dale Creek (Rocky Mts. to south) " " " " " " " "	7921				6.05	10.00	6.20	6.50	9.00	6.20	6.50
545	Hermosa (Laramie Basin) " " " " " " " "	7899				6.05	10.00	6.20	6.50	9.00	6.20	6.50
555	Red Buttes " " " " " " " "	7313				6.05	10.00	6.20	6.50	9.00	6.20	6.50
563	Laramie (State University) Ar. Lv.	7151	9.39	9.54	9.24	7.27	11.22	7.42	8.20	9.08	11.15	10.22
563	Laramie (Snowy Range west) Lv.	7151	9.40	9.55	9.25	7.35	11.30	7.50	8.30	9.18	11.20	10.30
583	Bosler " " " " " " " "	7082				7.35	11.30	7.50	8.30	9.18	11.20	10.30
588	Cooper Lake (Laramie Peak) " " " " " " " "	7037				7.35	11.30	7.50	8.30	9.18	11.20	10.30
591	Lookout (45 miles north) " " " " " " " "	7128				7.35	11.30	7.50	8.30	9.18	11.20	10.30
596	Harper " " " " " " " "	7078				7.35	11.30	7.50	8.30	9.18	11.20	10.30
603	Rock River (Oil fields 18 miles south) " " " " " " " "	6910				7.35	11.30	7.50	8.30	9.18	11.20	10.30
608	Wilcox " " " " " " " "	6963				7.35	11.30	7.50	8.30	9.18	11.20	10.30
620	Medicine Bow " " " " " " " "	6564				7.35	11.30	7.50	8.30	9.18	11.20	10.30
624	Calvia " " " " " " " "	6613				7.35	11.30	7.50	8.30	9.18	11.20	10.30
630	Como (Fossil Dinosaur beds) " " " " " " " "	6712				7.35	11.30	7.50	8.30	9.18	11.20	10.30
640	Hanna (Coal Mines) " " " " " " " "	6772				7.35	11.30	7.50	8.30	9.18	11.20	10.30
645	Percy (Elk Mt. 18 miles south) " " " " " " " "	6924				7.35	11.30	7.50	8.30	9.18	11.20	10.30
659	Walcott 34 (St. Mary Pk. no.) " " " " " " " "	6824				7.35	11.30	7.50	8.30	9.18	11.20	10.30
665	St. Steele (No Platte River) " " " " " " " "	6511				7.35	11.30	7.50	8.30	9.18	11.20	10.30
673	Sinclair (Large oil refinery) " " " " " " " "	6586										



UNION PACIFIC RAILROAD
AND CONNECTIONS

7039-B

POOLE BROS. INC., CHICAGO

6-1-51

GULF OF MEXICO

California, Pacific Northwest, Utah and Colorado to Omaha and Chicago

Table No. 2 The Overland Route. EASTBOUND—Read Down. From Pacific Coast, Local. Includes routes from San Francisco, Los Angeles, and other West Coast cities to Omaha and Chicago.

Footnotes for Table 2. Carries only coaches for passengers; no dining car or sleeping car. See page 42 for motor bus connections with U. P. trains at Fremont, Columbus and Grand Island.

California, Pacific Northwest, Utah and Colorado to Omaha and Chicago

Table No. 2 (Continued) The Overland Route. EASTBOUND—Read Down. From Pacific Coast, From Colo., Local. Includes routes from Denver, Salt Lake City, and other Colorado and Utah cities to Omaha and Chicago.

Extra Fare Trains. Limited handling of baggage; consult agent. Extra fare tickets will not be sold on the "City of Los Angeles" and the "City of San Francisco" unless space has been reserved; and each person, including children of any age, who is to occupy space to the exclusion of other passengers, must hold such space assignment before he will be permitted to board train.

NOTE — There is bus line connection at Kimball, to and from Harrisburg, Gering and Scottsbluff, Nebr.

Musical Romances ON THE RAILROAD NBC HOUR NETWORK Every Monday Night

Write Union Pacific Railroad, Dept. T T, Omaha 2, Nebr., for FREE COPY of Union Pacific folder map showing military camps, bases, air bases—in handy pocket size. Name Street City

Between Chicago, Omaha, Denver, Ogden, Salt Lake City and Los Angeles

Table No. 3 The Overland Route. WESTBOUND—Read Down and EASTBOUND—Read Up. Includes routes for Chicago, Minneapolis, Omaha, St. Louis, Kansas City, Denver, Cheyenne, Salt Lake City, Ogden, and Los Angeles. Includes footnotes for motor bus connections and baggage handling.

CHEYENNE FRONTIER DAYS WORLD'S GREATEST OUTDOOR SHOW CHEYENNE, WYOMING JULY 22, 23, 24, 25, 26 VISIT IT VIA UNION PACIFIC RAILROAD

For equipment, see pages 6 to 23, inclusive.

Between Chicago, Omaha, Denver, Ogden, Salt Lake City and Los Angeles

Table No. 3 (Continued) The Overland Route Pacific Standard Time. EASTBOUND—Read Up. Includes routes for Los Angeles, San Bernardino, Colton, Highgrove, Riverside, Mira Loma, Collins, Ontario, Pomona, Walnut, Hillgrove, Pico, Montebello, E. Los Angeles, Los Angeles, Alhambra, Pasadena, Glendale, Anaheim, Long Beach, and San Pedro. Includes footnotes for motor bus connections and baggage handling.

See tables 7, 8 and 9 on this page, for more complete motor bus schedules to and from East Los Angeles.

Table No. 4 Mountain Standard Time. Salt Lake City — Provo — Lyndyl. Includes routes for Salt Lake City, Murray, Draper, Mount, Lehi, American Fork, Pleasant Grove, Geneva, Provo, Springville, Spanish Fork, Payson, Santquin, Starr, Nephli, Sharp, Mills, and Lyndyl 3.

Table No. 9 Pacific Time. East Los Angeles — Whittier — Anaheim. Includes routes for East Los Angeles, Whittier, La Habra, Fullerton, and Anaheim.

Table No. 10 Pacific Time. Las Vegas — Boulder City — Hoover Dam. Includes routes for Las Vegas, Henderson, Boulder City, and Hoover Dam.

Table No. 12 Mount Time. Milford — Lund — Cedar City. Includes routes for Milford, Lund, and Cedar City.

Table No. 7 Pacific Time. East Los Angeles — Pasadena — Glendale. Includes routes for East Los Angeles, Alhambra, Pasadena, Glendale, and Glendale Depot.

Table No. 8 Pacific Time. East Los Angeles — Long Beach — San Pedro. Includes routes for East Los Angeles, Bell, Paramount, Lakewood, Long Beach City, and San Pedro.

Complete Quality Meals at Budget Prices now available on these Union Pacific Trains. Gold Coast, Nos. 23-24 (on Union Pacific only) Pony Express, Nos. 37-38 — Portland Rose, Nos. 17-18. Breakfasts 65¢, 75¢ and \$1.00. Luncheons 75¢, 85¢, and \$1.00. Dinners \$1.00. Steak Dinners \$2.50. A la carte service also available at all meals.

For equipment, see pages 6 to 23 inclusive.

For explanation of reference marks in table 3, see page 30.

Between Chicago, Omaha, Denver, Ogden and San Francisco

Table No. 14 The Overland Route. WESTBOUND—Read Down and EASTBOUND—Read Up. Includes routes for C. & N. W., UNION PACIFIC, and SOUTHERN PACIFIC.

Footnotes for Page 32

- (f) Stops only on signal.
Via Borie Cut-off; not via Cheyenne.
A See tables 24 and 30 for service between St. Louis, Kansas City, Denver and Cheyenne.
B Stops to let off paying passengers from Ogden and beyond; also to take for Reno and beyond.
D Stops to let off paying passengers from Reno and beyond; also to take for Ogden and beyond.
E Stops to let off paying passengers from Ogden or beyond; also to take for Sacramento or beyond.
H Stops to take paying passengers for Ogden and beyond.
K Stops to let off paying passengers from Ogden or beyond.
M Stops to take paying passengers for Ogden or beyond; also to let off from Sacramento or beyond.
See table 31 for service between Ogden and Salt Lake City.
Leaves and arrives from Market Street station.
Leaves and arrives from Third Street station.
Limited handling of checked baggage on these trains; consult agent.
(C.S.T.) Central standard time.
(M.S.T.) Mountain standard time.
(P.S.T.) Pacific standard time.
Mileage shown on mile posts is from Council Bluffs. See General Information, page 2.

Rail—Auto Travel Plan

Ask your Ticket Agent for information and about arrangements. You can...

RENT A NEW CAR

at your train destination. This plan makes it easy for you to have a car ready for your convenience when you reach the end of your train journey.

DRIV-UR-SELF RENTAL STATIONS

are located in many cities in the United States and Canada. Ask your Railroad Ticket Agent about the plan.

San Francisco, Sacramento and Los Angeles (Via Southern Pacific)

Table No. 15 and Table No. 16. Via Valley Line and Via Coast Line. Includes routes for San Francisco, Sacramento, and Los Angeles.

For equipment, see pages 6 to 23, inclusive.

Between Chicago, Omaha and Denver

Table No. 17 The Overland Route. All Trains Daily. WESTBOUND—Read Down and EASTBOUND—Read Up. Includes routes for UNION PACIFIC and CENTRAL STANDARD TIME.

Denver—La Salle—Ft. Collins

Table No. 18. (Mountain Standard Time) 18. Daily. Includes routes for Denver, East Lake, Darlow, St. Vrain, Frederick, Firestone, Harney, Gowanda, La Salle, La Salle, Dent, Milliken, Koening, Kelim, Boyd Lake, Redmond, Harmony, Fort Collins.

Table No. 19. (Mountain Standard Time). Motor Bus Daily. Includes routes for La Salle, Greeley, Ft. Collins.

Footnotes for Page 33

- * Daily (f) Stops only on signal.
Mixed passenger train.
C. & N. W. No. 14, local from Omaha to Chicago, carries no through cars from Union Pacific.
A Stops to let off paying passengers from Denver or beyond; also to take on for points east of Julesburg.
B Stops to let off paying passengers from Cheyenne or beyond.
E Regular bus service only during Park summer season.
D Mixed trains 211 and 212 in irregular daily service. Consult Agent.
O Tickets reading via Union Pacific Railroad will be honored on these Rocky Mountain Motor Co. buses between Fort Collins and Greeley or La Salle.
Mileage shown on mile posts is from Council Bluffs. For explanation see page 2.
Time from 12:01 midnight to 12:00 noon is in light face type.
Time from 12:01 noon to 12:00 midnight shown in heavy face type.
Where no time shown, trains do not stop, except as indicated by reference marks.

WRITE NOW FOR YOUR 1952 SUMMER TOURS BOOK

Our SUMMER TOURS book, beautifully illustrated in color, contains fascinating day-by-day stories of tours to many of our great western vacation lands: Yellowstone — Grand Teton — Zion — Bryce Canyon — Grand Canyon — Rocky Mountain — Yosemite National Parks; Colorado — Jackson Hole — Utah — Hoover Dam — Las Vegas — Tijuana, Old Mexico. In describing these personally escorted, money-saving tours, this book tells you what you see and do and how you get the most for your vacation dollars. Write today for a free copy of SUMMER TOURS. Use the coupon.

Carl H. Mertens, Manager UP-C&NW Dept. of Tours 148 S. Clark St., Chicago 3, Ill.

Please send me a copy of "SUMMER TOURS"

UP-C & NW Department of Tours

Name, Address, City, Zone, State

For equipment, see page 18.

Between Chicago, Omaha and Spokane, Portland, Tacoma and Seattle

Table No. 20 The Overland Route. Includes WESTBOUND-Read Down and EASTBOUND-Read Up schedules with station names like Chicago, Minneapolis, St. Paul, Omaha, Cheyenne, St. Louis, Kansas City, Denver, Cheyenne, Green River, Granger, Kemmerer, Fossil, Nugget, Sage, Cokeville, Pegram, Dingle, Montpelier, Georgetown, Soda Springs, Alexander, Talmage, Bancroft, Pebble, Blaser, Lava Hot Springs, Topaz, McCammon, Onyx, Inkorn, Pocatello, W. Yellowstone, Salt Lake City, Bannock, American Falls, Wapi, Minidoka, Kimama, Dietrich, Shoshone, Sun Valley, Shoshone, Bliss, King Hill, Gleans Ferry, Hammett, Reverse, Mountain Home, Orchard, Boise, Meridian, Nampa, Caldwell, Notus, Parma, Nyssa, Arcadia, Ontario, Payette, Weiser, Olds Ferry, and Huntington.

Footnotes for Pages 34 and 35. Motor bus. This service is provided passengers arriving or departing Shoshone and holding through rail tickets to and from Sun Valley or Ketchum, Idaho. Through sleeping car daily to and from West Yellowstone during park summer season. Connecting Sleeping Car service to and from West Yellowstone during park summer season. C & NW 14, local from Omaha to Chicago, has no through cars from Union Pacific. Runs via Borie Cut-off, not via Cheyenne. Daily. Stops only on signal. Daily except Sunday. Stops to let off paying passengers from Tacoma and beyond; also to take on for Vancouver and beyond. Stops to let off paying passengers from Portland or beyond; also to take on for Pocatello or beyond. Stops to take paying passengers for Tacoma or beyond, and to let off from Portland or beyond. Stops to take on paying passengers for Hinkle and beyond. Nos. 407 and 457 stop at East Olympia to let off paying passengers for Olympia that come from Portland or beyond. Bus to Olympia is operated only when passengers are reported. Stops to take paying passengers for Vancouver and south and to let off from points north of Seattle. Stops to take or let off paying passengers to or from Green River and Pocatello or beyond. Stops to let off paying passengers from Wallula and beyond. Stops to let off paying passengers from Pocatello or beyond. Stops to take on paying passengers for Pocatello or beyond. Stops to take or let off paying passengers to or from Omaha and Portland or beyond. Stops to take paying passengers for Ogden, Cheyenne or beyond; also to let off from Pendleton and beyond. Stops to let off paying passengers from Vancouver and beyond, and to take for Tacoma and Seattle. Stops to let off paying passengers from Portland and beyond on Tuesdays only. (Continued on next page)

Between Chicago, Omaha and Spokane, Portland, Tacoma and Seattle

Table No. 20 (Continued) The Overland Route (Pacific Standard Time). Includes WESTBOUND-Read Down and EASTBOUND-Read Up schedules with station names like Huntington, Durkee, Pleasant Valley, Baker, Haines, North Powder, Telocaset, Union Jct., Hot Lake, La Grande, Kamela, Meacham, Duncan, Gibbon, Cayuse, Pendleton, Riehti, Echo, Stanfield, Hinkle, Spokane, Hinkle 76, Ordinance, Boardman, Heppner Jct., Arlington, Blalock, Rufus, Biggs, Celilo, The Dalles, Mosier, Hood River, Wyeth, Cascade Locks, Bonneville, Multnomah Falls, Bridal Veil, Rooster Rock, Troutdale, and Portland.

Between Portland, Tacoma and Seattle. All tickets over these lines are interchangeable and good on any train listed below. Table No. 21 (Pacific Standard Time) and Table No. 22 (Pacific Time) showing schedules for routes like Portland-Chehalis-Hoquiam and Portland-Seattle-Tacoma-Olympia.

For equipment, see pages 6 to 23, inclusive.

For equipment, see pages 6 to 23, inclusive.

For explanation of reference marks, see page 34.

Between St. Louis, Kansas City, Topeka, Salina and Denver

Table No. 24 The Overland Route (Central Standard Time) and Table No. 25 Kansas City - Junction City - Concordia (Central Time). Includes routes for Westbound and Eastbound with various stops like St. Louis, Kansas City, Topeka, Salina, and Denver.

Between Denver, Cheyenne and Salt Lake City

Table No. 30 The Overland Route (Mountain Standard Time). Includes routes for Westbound and Eastbound between Denver, Cheyenne, and Salt Lake City, with various stops and mile markers.

Distance between Denver and Salt Lake City via Borie is 613 miles; via Cheyenne is 625 miles.

Between Ogden and Salt Lake City

Table No. 31 (Mountain Time). Includes routes for Ogden and Salt Lake City with various stops and mile markers.

Table No. 32 Ogden - Echo - Coalville - Park City and Table No. 33 Laramie - Centennial - Coalmont. Includes routes for Ogden, Echo, Coalville, Park City, Laramie, Centennial, and Coalmont.

Footnotes for Pages 36 and 37

- NOTE - See table 20 for detail schedules to Pacific Northwest.
NOTE - See table 14 for detail schedules to San Francisco.
NOTE - See table 3 for detail schedules to Los Angeles.
NOTE - See table 3 for detail schedules to Los Angeles.
NOTE - See table 3 for detail schedules to Los Angeles.

Between Salt Lake City, Ogden, Pocatello, West Yellowstone and Butte

WESTBOUND—Read Down table with columns for routes and times.

Table No. 36 The Overland Route. For other trains between Salt Lake and Ogden see Table No. 31. (Mountain Standard Time)

Cache Junction—Logan—Preston table with columns for routes and times.

Footnotes for Page 38. * Daily. (f) Stops only on signal. † Daily except Sunday. A Stops to let off paying passengers from beyond Pocatello.

Union Pacific Branch Lines

Omaha—North Platte—So. Torrington table with columns for routes and times.

Central City—Valparaiso table with columns for routes and times.

Kansas City—Topeka—Marysville Grand Island table with columns for routes and times.

Columbus—Spalding table with columns for routes and times.

Columbus—Albion table with columns for routes and times.

Grand Island—Ord table with columns for routes and times.

Kearney—Stapleton table with columns for routes and times.

Grand Island—Loup City table with columns for routes and times.

St. Joseph—Marysville table with columns for routes and times.

Salt Lake—Idaho Falls—W. Yellowstone (Summer Season) table with columns for routes and times.

Lawrence—Leavenworth table with columns for routes and times.

Manhattan—Marysville table with columns for routes and times.

Columbus—Norfolk table with columns for routes and times.

Grand Island—Loup City table with columns for routes and times.

Manhattan—Marysville table with columns for routes and times.

Union Pacific Branch Lines

Blackfoot — Aberdeen — Mackay

Table No. 56 (Mountain Time) with routes to Blackfoot, Aberdeen, Mackay, and various intermediate stops like Moreland, Rockford, etc.

Idaho Falls — Orvin — St. Anthony

Table No. 57 (Mountain Time) with routes to Idaho Falls, Orvin, St. Anthony, and various intermediate stops like Lincoln, Iona, etc.

Idaho Falls — Ucon — St. Anthony

Table No. 58 (Mountain Time) with routes to Idaho Falls, Ucon, St. Anthony, and various intermediate stops like Grant, Lewisville, etc.

Minidoka — Twin Falls — Buhl — Wells

Table No. 60 (Mountain Time) with routes to Minidoka, Twin Falls, Buhl, Wells, and various intermediate stops like Pocatello, Acequia, etc.

Footnotes for Page 40

* Daily. † Daily except Sunday. (f) Stops only on signal. Motor train, daily. (d) Tuesday, Thursday and Saturday. (E) Monday Wednesday, and Friday. K Irregular mixed service; consult agent. (A) Daily except Monday.

Minidoka — Rupert — Bliss

Table No. 61 (Mountain Time) with routes to Minidoka, Rupert, Bliss, and various intermediate stops like Acequia, Burley, etc.

Burley — Declo

Table No. 62 (Mountain Time) with routes to Burley, Declo, and various intermediate stops like Marsing.

Nyssa — Homedale — Marsing

Table No. 64 (Mountain Time) with routes to Nyssa, Homedale, Marsing, and various intermediate stops like Overstreet, Napton, etc.

Richfield — Hill City

Table No. 65 (Mountain Time) with routes to Richfield, Hill City, and various intermediate stops like Shoshone, Rawson, etc.

Boise — Nampa — Emmett — McCall

Table No. 67 (Mountain Time) with routes to Boise, Nampa, Emmett, McCall, and various intermediate stops like Fruitland, Buckingham, etc.

Caldwell — Wilder

Table No. 68 (Mountain Time) with routes to Caldwell, Wilder, and various intermediate stops like Greenleaf.

Shoshone — Ketchum — Sun Valley

Table No. 69 (Mountain Time) with routes to Shoshone, Ketchum, Sun Valley, and various intermediate stops like Richfield, Picabo, etc.

Ontario — Vale and Brogan Vale — Crane and Burns

Table No. 70 (Mountain Time) with routes to Ontario, Vale, Brogan, Crane, Burns, and various intermediate stops like Cairo, Luse, etc.

Payette — Emmett

Table No. 71 (Mountain Time) with routes to Payette, Emmett, and various intermediate stops like Fruitland, Buckingham, etc.

Portland — La Grande — Joseph

Table No. 72 (Pacific Time) with routes to Portland, La Grande, Joseph, and various intermediate stops like Jenness, Bramwell, etc.

Weiser — New Meadows

Table No. 73 (Mountain Time) with routes to Weiser, New Meadows, and various intermediate stops like Presley, Midvale, etc.

Union Pacific Branch Lines

Portland and Spokane Short Line

See Page 42 for supplemental bus service. Rail tickets honored.

Table No. 74 (Pacific Time) with routes to Portland, Spokane, and various intermediate stops like Hood River, The Dalles, etc.

Portland — Hinkle — Walla Walla

See Page 42 for supplemental bus service. Rail tickets honored.

Table No. 75 (Pacific Time) with routes to Portland, Hinkle, Walla Walla, and various intermediate stops like Hood River, The Dalles, etc.

Portland — Pullman — Moscow

See Page 42 for supplemental bus service. Rail tickets honored.

Table No. 76 (Pacific Time) with routes to Portland, Pullman, Moscow, and various intermediate stops like Hood River, The Dalles, etc.

Portland — Ayer — Lewiston

See Page 42 for supplemental bus service. Rail tickets honored.

Table No. 77 (Pacific Time) with routes to Portland, Ayer, Lewiston, and various intermediate stops like Hood River, The Dalles, etc.

Spokane — Tekoa — Wallace

Table No. 79 (Pacific Time) with routes to Spokane, Tekoa, Wallace, and various intermediate stops like Dishman, Chester, etc.

Portland — Hinkle — Yakima

See Page 42 for supplemental bus service. Rail tickets honored.

Table No. 78 (Pacific Time) with routes to Portland, Hinkle, Yakima, and various intermediate stops like Hood River, The Dalles, etc.

Footnotes for Page 41

* Daily. (f) Stops only on signal. Local freight; caboose for passengers. B Buses run via these stations only when there are passengers to or from Walla Walla or beyond.

EXPRESS IT! logo featuring a smiling man's face in a cap, with text 'for friendly shipping help... and sure, fast service...' and 'ALWAYS ASK THE EXPRESS MAN!' with a RAILWAY EXPRESS AGENCY logo.

Connecting Bus Service

Portland — Umatilla — Spokane
Pendleton — Umatilla — Spokane

Table No. 83 (Pacific Time) bus schedule for Portland, Umatilla, and Spokane routes.

Pendleton — Spokane

Table No. 84 (Pacific Time) bus schedule for Pendleton to Spokane.

Table No. 84a (Pacific Time) bus schedule for Walla Walla to Yakima.

Walla Walla — Yakima

Table No. 84a (Pacific Time) bus schedule for Walla Walla to Yakima.

Spokane — Moscow — Lewiston

Table No. 85 (Pacific Time) bus schedule for Spokane, Moscow, and Lewiston.

Spokane — Grand Coulee Dam

Table No. 85 (Pacific Time) bus schedule for Spokane to Grand Coulee Dam.

Las Vegas — Tonopah

Table No. 85 (Pacific Time) bus schedule for Las Vegas to Tonopah.

Footnotes for Page 42: (C) Overland Greyhound Bus Lines—Rail tickets honored. (M) Capitol Stages—Rail tickets honored. (A) Elkhorn Valley Stages—Rail tickets honored.

UNION PACIFIC TRAINS USE THESE STATIONS

Boise, Idaho: Union Pacific Station. Butte, Montana: Union Station, 820 East Front Street. Cheyenne, Wyoming: Union Pacific Station, 15th Street at Capitol Avenue. Chicago, Illinois: C. & N. W. Terminal, Canal and Madison Streets. Denver, Colorado: Union Station, Foot of Seventeenth Street. Kansas City, Mo: Union Station, Main Street and Union Station Plaza. Los Angeles, Calif: Los Angeles Union Passenger Terminal, Alameda and Aliso Streets. Oakland, Calif: Southern Pacific 16th Street Station, Foot of 16th Street. Oakland Pier, Calif: Southern Pacific Terminal. Ogden, Utah: Union Station, 25th and Wall Streets. Olympia, Wash: Union Pacific Station, Corner 4th Avenue and Adams Street. Omaha, Nebraska: Union Station, 10th and Marcy Streets. Pendleton, Oregon: Union Pacific Station, Corner Main and Frazer Sts. Pocatello, Idaho: Union Pacific Station, Foot of West Bonneville Street. Portland, Oregon: Union Station, Sixth and Johnson Streets. Riverside, Calif: Union Pacific Station, 7th and Vine Streets. San Bernardino, Calif: Union Station, West Third Street. San Francisco, Calif: Ferry Depot, Foot of Market Street. Salina, Kansas: Union Station, 400 North 13th Street. Salt Lake City, Utah: Union Pacific Station, South Temple and Third West Streets. Seattle, Wash: Union Station, 4th Avenue, South, and Jackson Street. Spokane, Wash: Union Station, Corner Trent Avenue between Stevens and Washington Streets. St. Louis, Mo: Union Station, 18th and Market Streets. Tacoma, Wash: Union Station, 1713 Pacific Avenue. Topeka, Kansas: Union Pacific Station, Railroad and North Jackson Streets. Yakima, Wash: Union Pacific Station, West Yakima and South Second Ave.

The Dalles — Bend

Table No. 86 (Pacific Time) bus schedule for The Dalles and Bend.

Biggs — Shaniko

Table No. 87 (Pacific Time) bus schedule for Biggs and Shaniko.

Fremont — Lincoln

Table No. 88 (Central Time) bus schedule for Fremont and Lincoln.

Columbus — Lincoln

Table No. 89 (Central Time) bus schedule for Columbus and Lincoln.

Grand Island — Hastings

Table No. 90 (Central Time) bus schedule for Grand Island and Hastings.

Spokane — Grand Coulee Dam

Table No. 90 (Central Time) bus schedule for Spokane to Grand Coulee Dam.

Las Vegas — Tonopah

Table No. 90 (Central Time) bus schedule for Las Vegas to Tonopah.

Footnotes for Page 42: (P) Pacific Trailways—Rail Tickets honored. (M.T.) Mountain Time. (P.T.) Pacific Time. (N) Northwest Greyhound Lines—Rail tickets honored.

UNION PACIFIC TRAINS USE THESE STATIONS

Portland, Oregon: Union Station, Sixth and Johnson Streets. Riverside, Calif: Union Pacific Station, 7th and Vine Streets. San Bernardino, Calif: Union Station, West Third Street. San Francisco, Calif: Ferry Depot, Foot of Market Street. Salina, Kansas: Union Station, 400 North 13th Street. Salt Lake City, Utah: Union Pacific Station, South Temple and Third West Streets. Seattle, Wash: Union Station, 4th Avenue, South, and Jackson Street. Spokane, Wash: Union Station, Corner Trent Avenue between Stevens and Washington Streets. St. Louis, Mo: Union Station, 18th and Market Streets. Tacoma, Wash: Union Station, 1713 Pacific Avenue. Topeka, Kansas: Union Pacific Station, Railroad and North Jackson Streets. Yakima, Wash: Union Pacific Station, West Yakima and South Second Ave.

Connections at Omaha

Large table showing bus connections at Omaha to various cities including Chicago, St. Louis, and Kansas City.

Connections at Kansas City

Large table showing bus connections at Kansas City to various cities including Chicago, St. Louis, and Omaha.

ONE WAY RAIL FARES — 30 DAY LIMIT

(Transportation Tax not included.)

These fares are compiled from current Tariffs as of June 1, 1952 for information only. Not to be used for selling purposes. Subject to change without notice.

FROM	TO		San Francisco, Calif.		Portland, Ore.		Seattle, Wash.		Spokane, Walla Walla, Wash.		Salt Lake City Utah		Denver Colo.		Boise, Ida.		Las Vegas, Nev.			
	CLASS	COACH	FIRST	COACH	FIRST	COACH	FIRST	COACH	FIRST	COACH	FIRST	COACH	FIRST	COACH	FIRST	COACH	FIRST	COACH		
Albany, N. Y.			\$112.62	\$80.69	\$114.59	\$83.21	\$112.04	\$81.38	\$112.04	\$81.38	\$100.98	\$73.48	\$89.24	\$65.15	\$73.22	\$53.65	\$99.79	\$72.64	\$104.99	\$76.40
Atlanta, Ga. (via Chicago)			85.34	61.09	90.12	64.10	98.64	70.51	101.02	72.21	89.95	64.31	71.21	50.92	54.29	38.83	83.30	59.59	83.42	59.72
Atlanta, Ga. (via St. Louis)			81.99	58.56	89.67	64.10	98.64	70.51	101.02	72.21	89.95	64.31	71.21	50.92	54.29	38.83	83.30	59.59	79.96	57.11
Baltimore, Md.			104.28	74.48	111.11	79.34	109.56	79.52	109.56	79.52	98.50	71.62	86.76	63.24	70.74	51.79	97.31	70.78	101.24	72.30
Birmingham, Ala. (via Chicago)			85.34	61.09	88.13	62.67	92.23	65.92	94.61	67.62	83.54	59.72	64.80	46.33	47.88	34.24	76.89	55.00	80.55	57.58
Birmingham, Ala. (via St. Louis)			76.43	54.63	83.26	59.51	92.23	65.92	94.61	67.62	83.54	59.72	64.80	46.33	47.88	34.24	76.89	55.00	74.39	53.17
Boston, Mass.			121.70	87.53	123.67	90.05	121.12	88.22	121.12	88.22	110.06	80.32	98.32	71.99	82.30	60.49	108.87	79.48	114.07	83.24
Buffalo, N. Y. (via Standard)			101.31	73.25	101.31	73.25	98.76	71.42	98.76	71.42	87.70	63.52	75.96	55.14	59.94	43.69	86.51	62.68	91.71	66.39
Buffalo, N. Y. (via Differential)			99.81	71.75	99.81	71.75	97.26	69.92	97.26	69.92	86.20	62.02	74.46	53.64	58.44	42.19	85.01	61.18	90.21	64.89
Charleston, W. Va.			92.40	66.33	94.43	67.66	97.56	70.64	97.56	70.64	86.50	62.74	74.10	54.09	56.87	41.77	84.65	61.65	89.07	64.16
Chattanooga, Tenn. (via Chicago)			85.34	61.09	88.13	62.67	95.49	68.21	96.39	69.18	85.32	61.28	68.06	48.62	47.88	34.24	76.89	55.00	83.42	59.72
Chattanooga, Tenn. (via St. Louis)			79.69	56.92	86.52	61.80	95.49	68.21	96.39	69.18	85.32	61.28	68.06	48.62	47.88	34.24	76.89	55.00	77.65	55.46
Chicago, Ill.			77.61	55.44	77.61	55.44	75.06	53.61	75.06	53.61	64.00	45.71	52.26	37.33	36.24	25.88	62.81	44.87	68.01	48.59
Cincinnati, Ohio			85.34	61.09	86.72	62.42	88.35	63.56	88.35	63.56	77.29	55.66	64.65	46.91	47.42	34.59	75.20	54.47	80.40	58.16
Cleveland, Ohio (via Standard)			92.99	67.01	92.99	67.01	90.44	65.18	90.44	65.18	79.38	57.28	67.64	48.90	51.62	37.45	78.19	56.44	83.39	60.15
Cleveland, Ohio (via Differential)			91.99	67.01	91.99	67.01	89.44	64.18	89.44	64.18	78.38	56.28	66.64	47.90	50.62	36.45	77.19	55.44	82.39	59.15
Columbus, Ohio			90.45	64.89	90.47	65.44	89.25	64.23	89.25	64.23	78.19	56.33	66.45	47.95	50.43	36.50	77.00	55.49	82.20	59.20
Columbia, S. C.			91.17	67.39	98.86	70.64	108.47	77.53	109.73	78.57	98.75	70.85	81.04	57.94	64.12	45.85	92.11	66.14	89.14	63.66
Denver, Colo.			47.78	34.13	47.78	34.13	48.08	34.34	52.68	37.62	43.86	31.35	20.65	14.75			31.27	22.35	36.40	26.02
Des Moines, Iowa			66.50	47.50	66.50	47.50	66.61	47.58	66.61	47.58	55.78	39.84	40.08	28.62	24.05	17.19	50.63	36.20	55.83	39.87
Detroit, Mich.			90.45	65.05	90.45	65.05	87.90	63.22	87.90	63.22	76.84	55.32	65.10	46.94	49.08	35.49	75.65	54.48	80.85	58.19
Evansville, Ind. (via Chicago)			79.07	56.92	79.07	56.92	83.18	59.52	84.07	60.16	73.00	52.26	57.00	41.18	39.77	28.26	67.55	48.74	72.75	52.41
Evansville, Ind. (via St. Louis)			75.57	53.98	77.88	55.74	83.18	59.52	84.07	60.16	73.00	52.26	55.81	40.00	38.58	27.69	66.36	47.56	71.56	51.23
Greensboro, N. C.			95.66	68.32	102.58	72.99	109.94	78.53	110.27	78.75	99.77	71.60	82.50	58.94	65.35	46.85	93.13	66.89	93.63	66.87
Hartford, Conn.			117.28	84.16	119.25	86.68	116.70	84.85	116.70	84.85	105.64	76.95	93.90	68.62	77.88	57.12	104.45	76.11	109.65	79.87
Indianapolis, Ind.			82.36	59.37	82.36	59.37	83.40	59.84	83.40	59.84	72.34	51.94	60.29	43.56	43.06	31.31	70.84	51.10	76.04	54.81
Jackson, Miss. (via Chicago)			85.34	61.09	88.13	62.67	87.37	62.54	91.97	65.91	82.08	58.67	69.50	49.69	53.47	38.26	77.75	55.58	83.42	59.72
Jackson, Miss. (via St. Louis)			71.18	50.84	77.61	55.44	87.37	62.54	91.97	65.91	82.08	58.67	59.09	42.47	43.43	31.25	72.83	52.27	69.26	49.47
Jacksonville, Fla.			90.55	63.54	97.38	69.60	109.17	78.02	111.55	79.72	100.48	71.82	81.74	58.43	64.82	46.34	93.83	67.10	88.51	63.26
Kansas City, Mo.			61.55	43.97	61.55	43.97	67.70	48.36	68.61	49.01	57.54	41.11	40.33	28.84	22.12	15.82	50.89	36.40	56.08	40.06
Knoxville, Tenn. (via Chicago)			85.34	61.09	90.12	64.10	97.48	69.64	98.29	70.43	87.31	62.71	70.05	50.05	52.89	37.96	80.67	58.00	83.42	59.72
Knoxville, Tenn. (via St. Louis)			83.99	60.00	90.12	64.10	97.48	69.64	98.29	70.43	87.31	62.71	70.05	50.05	52.89	37.96	80.67	58.00	81.95	58.54
Louisville, Ky. (via Chicago)			82.36	59.37	82.36	59.37	87.56	62.77	87.56	62.77	77.38	55.51	60.29	43.56	43.06	31.31	70.84	51.12	76.04	54.81
Louisville, Ky. (via St. Louis)			80.69	57.66	82.26	58.99	87.56	62.77	87.56	62.77	77.38	55.51	60.19	43.25	42.96	30.93	70.74	50.80	75.94	54.50
Memphis, Tenn. (via Chicago)			83.26	59.47	83.26	59.47	83.36	59.55	85.74	61.25	74.67	53.35	62.09	44.37	46.06	32.94	70.34	50.26	77.84	55.62
Memphis, Tenn. (via St. Louis)			71.18	50.84	74.39	53.14	83.36	59.55	85.74	61.25	74.67	53.35	55.93	39.96	39.01	27.87	68.02	48.63	69.26	49.47
Miami, Fla.			103.26	73.79	110.09	78.67	121.92	87.09	124.30	88.79	113.23	80.89	94.49	67.50	77.57	55.41	106.58	76.17	101.22	72.33
Milwaukee, Wis.			79.36	56.70	79.36	56.70	75.06	53.61	75.06	53.61	64.00	45.71	54.20	38.73	36.89	26.38	63.47	45.38	69.95	49.98
Minneapolis, Minn.			73.58	52.56	73.58	52.56	65.46	46.76	65.46	46.76	57.16	40.83	47.16	33.70	31.14	22.25	55.66	39.77	64.19	45.87
Montgomery, Ala. (via Chicago)			85.34	61.09	88.13	62.67	95.09	67.93	97.47	69.63	86.40	61.73	68.06	48.34	50.74	36.25	79.75	57.01	83.42	59.72
Montgomery, Ala. (via St. Louis)			76.43	54.63	83.26	59.51	95.09	67.93	97.47	69.63	86.40	61.73	67.66	48.34	50.74	36.25	79.75	57.01	74.39	53.17
Nashville, Tenn. (via Chicago)			85.34	61.09	85.48	61.73	89.59	64.32	90.48	64.96	79.41	57.06	62.22	44.80	44.99	32.48	72.77	53.35	77.97	56.05
Nashville, Tenn. (via St. Louis)			76.43	54.63	83.26	59.51	89.59	64.32	90.48	64.96	79.41	57.06	62.22	44.80	44.99	32.48	72.77	53.35	74.39	53.17
New Haven, Conn.			115.89	83.12	119.25	86.68	116.70	84.85	116.70	84.85	105.64	76.95	93.90	68.62	77.88	57.12	104.45	76.11	109.65	79.87
New Orleans, La. (via Chicago)			85.34	61.09	88.13	62.67	90.62	64.73	95.22	68.02	86.18	61.56	75.91	54.23	58.35	42.80	84.11	60.09	83.42	59.72
New Orleans, La. (via St. Louis)			71.18	50.84	77.61	55.44	90.62	64.73	95.22	68.02	86.18	61.56	62.34	44.53	46.68	33.63	76.08	54.64	70.73	50.52
New York, N. Y. (via Standard)			112.62	80.69	118.50	85.57	115.95	84.32	115.95	84.32	104.89	76.42	93.15	68.04	77.13	56.59	103.70	75.58	108.84	78.02
New York, N. Y. (via Differential)			110.12	78.19	116.23	84.15	113.95	82.32	113.95	82.32	102.89	74.42	91.15	66.04	75.13	54.59	101.70	73.58	106.90	76.73
Norfolk, Va.			105.03	75.01	111.01	79.34	113.31	82.39	113.31	82.39	102.25	74.49	90.51	65.98	74.49	53.89	101.06	73.65	102.85	73.50
Omaha, Nebr.			61.55	43.97	61.55	43.97	62.19	44.42	63.01	45.01	52.18	37.27	36.11	25.79	18.80	13.44	45.38	32.44	51.86	37.04
Philadelphia, Pa.			108.57	77.66	114.45	82.54	111.90	81.29	111.90	81.29	100.84	73.39	89.10	65.01	73.08	53.56	99.65	72.55	104.79	74.99
Pittsburgh, Pa.			98.76	71.30	98.76	71.30	96.21	69.47	96.21	69.47	85.15	61.57	73.41	53.19	57.39	41.74	83.96	60.73	89.16	

ROUND TRIP RAIL FARES — SIX MONTHS LIMIT

(Transportation Tax not included.)

These fares are compiled from current Tariffs as of June 1, 1952 for information only. Not to be used for selling purposes. Subject to change without notice.

FROM	TO	Los Angeles, San Diego, Calif.		San Francisco, Calif.		Portland, Ore.; Tacoma, Seattle, Wash.		Spokane, Walla Walla, Wn.; Lewiston, Ida.		Salt Lake City, Utah		Cedar City, Utah		West Yellowstone Mont.; Victor, Ida.		Sun Valley, Ida. Ketchum, Ida.		Denver, Colo.	
		CLASS	FIRST	COACH	FIRST	COACH	FIRST	COACH	FIRST	COACH	FIRST	COACH	FIRST	COACH	FIRST	COACH	FIRST	COACH	FIRST
Aberdeen, S. D.		\$114.25	\$84.10	\$114.25	\$84.10	\$93.46	\$68.13	\$91.75	\$61.60	\$81.85	\$63.15	\$93.95	\$72.50	\$77.80	\$60.05	\$92.45	\$69.05	\$51.70	\$39.95
Akron, Ohio		157.60	112.45	157.60	112.45	148.15	104.30	128.20	95.70	118.25	89.50	130.30	98.80	114.15	86.35	128.20	95.70	91.55	68.90
Albany, N. Y.		196.75	137.40	196.75	137.40	185.30	129.25	167.35	120.65	157.40	114.45	169.45	123.75	153.30	111.30	167.35	120.65	130.70	93.85
Ann Arbor, Mich.		148.80	106.80	148.80	106.80	137.35	98.65	119.40	90.05	109.45	83.85	121.50	93.15	105.35	80.70	119.40	90.05	82.75	63.25
Atlanta, Ga. (via Chicago)		146.00	108.85	146.00	108.85	149.45	108.15	137.30	99.45	119.60	91.70	135.70	104.10	125.80	96.55	136.40	99.45	90.35	69.20
Atlanta, Ga. (via St. Louis)		146.00	108.85	146.00	108.85	149.45	108.15	137.30	99.45	119.60	91.70	135.70	104.10	125.80	96.55	136.40	99.45	90.35	69.20
Baltimore, Md.		185.75	134.20	185.75	134.20	180.55	126.05	162.60	117.45	152.65	111.25	164.70	120.55	148.55	108.10	162.60	117.45	125.95	90.65
Binghamton, N. Y.		189.05	132.20	189.05	132.20	177.60	124.05	159.65	115.45	149.70	109.25	161.75	118.55	145.60	106.10	159.65	115.45	123.00	88.65
Birmingham, Ala. (via Chicago)		134.45	100.55	134.45	100.55	137.90	99.90	126.75	91.20	108.05	83.45	124.15	95.85	114.25	88.30	124.85	91.20	79.85	61.70
Birmingham, Ala. (via St. Louis)		134.45	100.55	134.45	100.55	137.90	99.90	126.75	91.20	108.05	83.45	124.15	95.85	114.25	88.30	124.85	91.20	79.85	61.70
Boston, Mass.		214.91	151.08	214.91	151.08	203.46	142.93	185.51	134.33	175.56	128.13	187.61	137.43	171.46	124.98	185.51	134.33	148.86	107.53
Buffalo, N. Y. (via Standard)		171.50	120.45	171.50	120.45	160.05	112.30	142.10	103.70	132.15	97.50	144.20	106.80	128.05	94.35	142.10	103.70	105.45	76.90
Buffalo, N. Y. (via Differential)		168.85	117.90	168.85	117.90	157.20	109.75	139.25	101.15	129.30	94.95	141.35	104.25	125.20	91.80	139.25	101.15	102.60	74.35
Canton, Ohio		158.85	113.10	158.85	113.10	147.40	104.95	129.45	96.35	119.50	90.15	131.55	99.45	115.40	87.00	129.45	96.35	92.80	69.55
Cedar Rapids, Ia.		117.90	85.95	117.90	85.95	105.35	76.55	93.10	67.95	73.85	57.00	88.60	68.40	72.45	55.95	88.15	67.95	47.20	36.45
Charleston, W. Va.		179.30	130.60	179.30	130.60	151.71	109.26	139.46	100.56	124.46	94.66	140.61	105.50	125.80	93.05	138.76	100.56	99.45	70.00
Charlotte, N. C. (via Chicago)		164.05	121.70	164.05	121.70	165.65	118.60	153.50	109.90	137.65	103.80	153.75	116.20	142.85	107.60	153.50	109.90	104.25	78.65
Charlotte, N. C. (via St. Louis)		164.05	121.70	164.05	121.70	165.65	118.60	153.50	109.90	137.65	103.80	153.75	116.20	142.85	107.60	153.50	109.90	104.25	78.65
Chattanooga, Tenn. (via Chicago)		141.50	104.95	141.50	104.95	142.85	102.35	130.70	93.65	115.10	87.55	131.20	99.95	120.05	91.35	130.40	93.65	83.50	63.85
Chattanooga, Tenn. (via St. Louis)		141.50	104.95	141.50	104.95	142.85	102.35	130.70	93.65	115.10	87.55	131.20	99.95	120.05	91.35	130.40	93.65	83.50	63.85
Chicago, Ill.		126.45	90.15	126.45	90.15	115.00	82.00	97.05	73.40	87.10	67.20	99.15	76.50	83.00	64.05	97.05	73.40	60.40	46.60
Cincinnati, Ohio		143.90	106.40	143.90	106.40	137.45	98.65	123.35	89.95	110.20	84.05	125.45	95.70	109.30	83.25	123.35	89.95	83.60	63.10
Cleveland, Ohio (via Standard)		156.60	111.85	156.60	111.85	145.15	103.70	127.20	95.10	117.25	88.90	129.30	98.20	113.15	85.75	127.20	95.10	90.55	68.30
Cleveland, Ohio (via Differential)		154.65	110.00	154.65	110.00	143.20	101.85	126.25	93.25	115.30	87.05	127.35	96.35	111.20	83.90	126.25	93.25	88.60	66.45
Clinton, Ia.		122.70	89.25	122.70	89.25	109.70	79.70	94.75	71.00	78.60	60.70	92.75	71.55	76.60	59.10	92.85	71.00	51.90	40.10
Columbus, Ohio		154.12	110.40	154.12	110.40	142.95	102.25	125.00	93.65	115.05	87.45	127.10	96.75	110.95	84.30	125.00	93.65	88.35	66.85
Columbia, S. C. (via Chicago)		162.55	120.60	162.55	120.60	166.80	119.60	154.90	110.90	137.30	104.35	153.05	116.45	143.50	108.60	154.10	110.90	105.50	79.55
Columbia, S. C. (via St. Louis)		162.55	120.60	162.55	120.60	166.80	119.60	154.90	110.90	137.30	104.35	153.05	116.45	143.50	108.60	154.10	110.90	105.50	79.55
Dallas, Texas (via Kansas City)		110.25	79.35	110.25	79.35	114.80	81.85	108.65	81.00	76.15	58.75	92.25	71.15	93.20	72.05	94.30	72.80	48.60	37.55
Dallas, Texas (via Denver)		92.45	68.75	106.05	75.60	114.80	81.85	108.65	81.00	76.15	58.75	92.25	71.15	93.20	72.05	94.30	72.80	48.60	37.55
Davenport, Ia.		120.20	87.75	120.20	87.75	109.70	79.70	94.75	71.00	78.60	60.70	92.75	71.55	76.60	59.10	92.85	71.00	51.90	40.10
Dayton, Ohio		147.66	107.85	147.66	107.85	138.90	99.70	120.95	91.10	111.00	84.90	123.05	94.20	106.90	81.85	120.95	91.10	84.30	63.75
Decatur, Ill. (via Chicago)		126.45	90.15	126.45	90.15	115.00	82.00	97.05	73.40	87.05	74.85	103.40	79.80	87.25	67.35	97.05	73.40	70.35	54.25
Decatur, Ill. (via St. Louis)		126.45	90.15	126.45	90.15	115.00	82.00	97.05	73.40	87.05	74.85	103.40	79.80	87.25	67.35	97.05	73.40	70.35	54.25
Denver, Colo.		80.65	60.60	80.65	60.60	77.20	55.15	71.60	51.15	34.45	26.55	50.55	39.00	47.70	36.45	48.80	37.70	40.10	30.95
Des Moines, Ia.		111.65	81.60	111.65	81.60	102.30	73.90	90.15	65.30	66.80	51.55	82.95	63.95	69.35	53.60	81.05	62.60	40.10	30.95
Detroit, Mich.		151.90	108.80	151.90	108.80	140.45	100.65	122.50	92.05	112.55	85.85	124.60	95.15	108.45	82.70	122.50	92.05	85.85	65.25
Duluth, Minn.		123.40	90.15	123.40	90.15	103.66	75.10	94.35	69.05	87.35	67.45	99.95	77.15	72.65	56.10	98.20	72.80	60.50	46.75
Erie, Pa.		164.50	116.40	164.50	116.40	153.05	108.25	135.10	99.65	125.15	93.45	137.20	102.75	121.05	90.30	135.10	99.65	98.45	72.85
Evansville, Ind. (via Chicago)		131.75	94.40	131.75	94.40	121.20	86.65	108.95	77.95	95.00	74.15	110.10	84.45	97.90	75.10	108.95	77.95	66.30	50.90
Evansville, Ind. (via St. Louis)		131.75	94.40	131.75	94.40	121.20	86.65	108.95	77.95	95.00	74.15	110.10	84.45	97.90	75.10	108.95	77.95	66.30	50.90
Flint, Mich.		149.35	107.35	149.35	107.35	137.90	99.20	119.95	90.60	110.10	84.40	122.05	93.70	105.90	81.15	119.95	90.60	83.30	63.80
Fort Wayne, Ind.		139.81	100.27	139.81	100.27	128.36	92.12	110.41	83.52	100.46	77.32	112.51	86.62	96.36	74.17	110.41	83.52	75.76	56.72
Grand Rapids, Mich.		143.13	102.61	143.13	102.61	131.68	94.46	113.73	85.86	103.78	79.66	115.83	88.96	99.68	76.51	113.73	85.86	77.08	59.06
Greensboro, N. C.		169.95	125.00	169.95	125.00	168.90	120.15	156.75	111.45	141.15	105.55	157.25	117.95	146.10	108.60	156.45	111.45	107.20	80.75
Harrisburg, Pa.		185.75	131.20	185.75	131.20	176.20	123.05	158.25	114.45	148.30	108.25	160.35	117.55	144.20	105.10	158.25	114.45	121.60	87.65
Hartford, Conn.		206.07	144.34	206.07	144.34	194.62	136.19	176.67	127.59	166.72	128.29	178.77	130.69	162.62	118.24	176.67	127.59	140.02	100.79
Houston, Texas (via Kansas City)		110.25	79.35	110.25	79.35	120.30	85.75	120.30	85.75	88.50	68.30	104.60	80.70	105.55	81.55	106.85	82.35	60.95	47.10
Houston, Texas (via Denver)		102.90	74.10	106.05	75.60	120.30	85.75	120.30	85.75	88.50	68.30	104.60	80.70	105.55	81.55	106.85	82.35	60.95	47.10
Indianapolis, Ind.		142.00	102.40	142.00	102.40	131.45	94.46	113.73	85.86	103.78	79.66	115.83	88.96	99.68	76.51	113.73	85.86	75.50	57.90
Jackson, Miss. (via Chicago)		130.35	94.25	130.35	94.25	132.75	94.65	124.05	89.30	117.60	89.30	131.85	95.75	1					

FROM	TO		Los Angeles, San Diego, Calif.		San Francisco, Calif.		Portland, Ore.; Tacoma, Seattle, Wash.		Spokane, Walla Walla, Wn.; Lewiston, Ida.		Salt Lake City, Utah		Cedar City, Utah		West Yellowstone Mont.; Victor, Ida.		Sun Valley, Ida. Ketchum, Ida.		Denver, Colo.	
	CLASS		FIRST	COACH	FIRST	COACH	FIRST	COACH	FIRST	COACH	FIRST	COACH	FIRST	COACH	FIRST	COACH	FIRST	COACH	FIRST	COACH
Marshalltown, Iowa			\$113.85	\$83.35	\$113.85	\$83.35	\$102.30	\$73.90	\$90.15	\$65.30	\$70.00	\$54.00	\$85.50	\$66.05	\$69.35	\$53.60	\$84.25	\$65.00	\$43.30	\$33.40
Memphis, Tenn. (via Chicago)			130.35	94.25	130.35	94.25	123.90	88.40	111.70	79.70	105.25	79.70	121.40	92.15	99.45	76.80	111.70	79.70	78.55	60.65
Memphis, Tenn. (via St. Louis)			119.65	89.35	119.65	89.35	123.90	88.40	111.70	79.70	93.25	71.95	109.35	84.35	99.45	76.80	111.70	79.70	65.05	50.20
Miami, Fla.			182.85	135.15	182.85	135.15	191.90	138.10	179.70	129.40	161.25	121.65	177.30	134.00	167.40	126.45	178.05	129.40	128.60	96.70
Milwaukee, Wisc.			126.45	90.15	126.45	90.15	115.00	82.00	97.05	73.40	90.35	69.75	99.15	76.50	83.00	64.05	97.05	73.40	61.50	47.50
Minneapolis, Minn.			123.40	90.15	123.40	90.15	99.38	82.00	97.05	73.40	90.35	69.75	99.15	76.50	83.00	64.05	97.05	73.40	61.50	47.50
Montgomery, Ala. (via Chicago)			134.45	100.55	134.45	100.55	143.50	103.50	131.30	94.80	112.85	87.05	128.95	99.45	119.05	91.90	129.65	94.80	84.65	65.30
Montgomery, Ala. (via St. Louis)			134.45	100.55	134.45	100.55	143.50	103.50	131.30	94.80	112.85	87.05	128.95	99.45	119.05	91.90	129.65	94.80	84.65	65.30
Montreal, Quebec			191.50	143.25	191.50	143.25	172.25	128.40	162.10	125.65	152.90	121.05	164.90	129.55	148.75	117.10	162.10	125.65	125.45	98.65
Nashville, Tenn. (via Chicago)			134.45	100.55	134.45	100.55	132.70	95.30	119.65	86.60	105.45	80.70	121.60	93.10	109.40	83.75	119.65	86.60	73.80	56.95
Nashville, Tenn. (via St. Louis)			134.45	100.55	134.45	100.55	132.70	95.30	119.65	86.60	105.45	80.70	121.60	93.10	109.40	83.75	119.65	86.60	73.80	56.95
New Haven, Conn.			206.07	144.34	206.07	144.34	194.62	136.19	176.67	127.59	166.72	121.39	178.77	130.69	162.62	118.24	176.67	127.59	140.02	100.79
New Orleans, La. (via Chicago)			130.35	94.25	130.35	94.25	139.65	99.50	127.45	90.90	124.55	90.90	131.85	95.75	118.95	90.90	127.45	90.90	92.75	75.70
New Orleans, La. (via St. Louis)			119.65	89.35	119.65	89.35	139.65	99.50	127.45	90.90	105.35	80.05	119.85	90.85	118.95	90.90	123.50	90.90	77.80	60.55
New York, N. Y. (via Standard)			202.43	142.40	202.43	142.40	192.70	134.25	174.75	125.65	164.80	119.45	176.85	128.75	160.70	116.30	174.75	125.65	138.10	98.85
New York, N. Y. (via Differential)			200.35	139.00	200.35	139.00	188.90	130.85	170.95	122.25	161.00	116.05	176.85	125.35	156.90	112.90	170.95	122.25	134.30	95.45
Newark, N. J.			201.63	141.80	201.63	141.80	191.95	133.65	174.00	125.05	164.05	118.65	176.10	128.25	159.95	115.70	174.00	125.05	137.35	98.25
Norfolk, Va.			187.50	137.75	187.50	137.75	186.70	130.95	169.75	122.35	158.95	116.15	171.85	125.45	155.70	113.00	169.75	122.35	123.35	90.40
Oklahoma City, Okla. (via Kan. City)			110.25	79.35	110.25	79.35	107.85	77.90	95.60	69.30	76.15	58.75	92.20	61.20	81.25	63.50	94.30	69.30	47.30	36.55
Oklahoma City, Okla. (via Denver)			94.15	70.05	103.35	75.15	107.85	77.90	95.60	69.30	69.90	53.95	85.95	66.35	82.90	63.25	88.05	68.00		
Omaha, Nebr.			103.35	75.65	103.35	75.65	96.45	68.80	84.20	60.15	60.20	46.45	76.35	58.85	62.30	48.10	72.35	55.85	31.35	24.20
Oshkosh, Wisc. (via Chicago)			126.45	90.15	126.45	90.15	115.00	82.00	97.05	73.40	93.85	72.45	99.95	77.10	83.80	64.65	97.05	73.40	65.00	50.20
Peoria, Ill.			123.90	89.20	123.90	89.20	113.70	81.15	97.05	72.40	80.90	62.45	97.05	74.80	82.30	63.50	95.15	72.40	54.20	41.85
Philadelphia, Pa.			194.33	137.25	194.33	137.25	185.00	129.10	167.05	120.50	167.10	114.30	169.15	123.60	153.00	111.15	167.05	120.50	130.40	93.70
Pittsburgh, Pa.			166.95	117.65	166.95	117.65	155.50	109.50	137.55	100.90	127.60	94.70	139.65	104.00	123.50	91.55	137.55	100.90	100.90	74.10
Portland, Me.			225.13	158.68	225.13	158.68	213.68	150.53	195.73	141.93	185.78	135.73	197.83	145.03	181.68	132.58	195.73	141.93	159.08	115.13
Richmond, Va.			183.05	134.20	183.05	134.20	181.95	128.50	169.20	119.80	154.20	113.90	170.30	125.05	155.15	112.60	169.20	119.80	119.05	88.45
Rochester, Minn.			120.50	88.90	120.50	88.90	102.30	73.90	90.15	65.30	75.65	58.40	91.20	70.40	75.05	57.95	89.45	65.30	48.95	37.80
Rochester, N. Y.			177.20	124.30	177.20	124.30	165.75	116.15	147.80	107.55	137.85	101.35	149.90	110.65	133.75	98.20	147.80	107.55	111.15	80.75
Rockford, Ill. (via Omaha)			126.45	90.15	126.45	90.15	112.05	81.55	94.85	72.80	85.00	65.60	95.70	73.85	79.55	61.40	94.85	72.80	56.15	43.35
Rockford, Ill. (via Chicago)			126.45	90.15	126.45	90.15	115.00	82.00	97.05	73.40	93.85	72.45	99.95	77.10	83.80	64.65	97.05	73.40	60.40	46.65
Rutland, Vt.			205.10	143.77	205.10	143.77	193.65	135.62	175.70	127.02	165.75	120.82	177.85	130.07	161.70	117.62	175.70	127.02	139.05	100.22
St. Joseph, Mo. (Direct or via Omaha)			103.35	75.65	103.35	75.65	96.45	68.80	84.20	60.15	64.25	49.60	80.40	62.00	68.20	52.65	78.55	60.15	35.80	27.65
St. Joseph, Mo. (via Kansas City)			103.35	75.65	103.35	75.65	96.45	68.80	84.20	60.15	67.25	51.95	83.40	64.35	71.20	54.95	81.50	60.15	36.90	28.50
St. Louis, Mo.			119.65	85.55	119.65	85.55	109.10	77.80	96.85	69.10	81.85	63.20	98.00	75.60	85.80	66.25	96.10	69.10	53.15	41.05
St. Paul, Minn.			123.40	90.15	123.40	90.15	99.38	71.35	97.05	73.40	90.35	69.75	99.15	76.50	83.00	64.05	97.05	73.40	61.50	47.50
Saginaw, Mich.			151.23	108.69	151.23	108.69	139.78	100.54	121.83	91.94	111.88	85.74	123.93	95.04	107.78	82.59	121.83	91.94	85.18	65.14
San Antonio, Texas (via Kan. City)			110.25	79.35	110.25	79.35	120.30	85.75	120.30	85.75	90.50	68.85	106.60	80.85	107.55	83.15	108.65	83.90	62.95	48.65
San Antonio, Texas (via Denver)			90.60	68.75	106.05	75.60	120.30	85.75	120.30	85.75	90.50	68.85	92.10	70.25	107.55	83.15	108.65	83.90		
Savannah, Ga. (via Chicago)			157.95	117.30	157.95	117.30	167.00	120.25	154.80	111.55	136.35	103.80	152.45	116.20	142.55	108.65	153.15	111.55	106.00	80.55
Savannah, Ga. (via St. Louis)			157.95	117.30	157.95	117.30	167.00	120.25	154.80	111.55	136.35	103.80	152.45	116.20	142.55	108.65	153.15	111.55	106.00	80.55
Scranton, Pa. (via Standard)			194.15	135.65	194.15	135.65	182.70	127.50	164.75	118.90	154.80	112.70	166.85	122.00	150.70	109.55	164.75	118.90	128.10	92.10
Scranton, Pa. (via Differential)			191.35	133.10	191.35	133.10	179.90	124.95	161.95	116.35	151.00	110.15	164.05	119.40	147.90	107.00	161.95	116.35	125.30	89.55
Sioux City, Iowa			109.05	80.05	109.05	80.05	96.45	68.80	84.20	60.15	66.35	51.25	78.45	60.55	62.30	48.10	78.50	60.15	36.20	27.95
Sioux Falls, S. D.			114.25	84.10	114.25	84.10	96.45	68.80	84.20	60.15	69.40	53.60	83.65	64.60	67.50	52.15	83.65	60.15	41.40	32.00
South Bend, Ind.			134.23	96.07	134.23	96.07	122.78	87.92	104.83	79.32	94.88	73.12	106.93	82.42	90.78	69.97	104.83	79.32	68.18	52.52
Springfield, Ill. (via Chicago)			126.45	90.15	126.45	90.15	115.00	82.00	97.05	73.40	98.70	75.65	103.40	79.80	87.25	67.35	97.05	73.40	69.70	54.10
Springfield, Ill. (via St. Louis)			125.90	90.15	125.90	90.15	113.45	81.15	97.05	72.40	87.10	67.20	99.15	76.50	85.80	66.25	97.05	72.40	59.35	46.10
Springfield, Mass.			206.07	144.34	206.07	144.34	194.62	136.19	176.67	127.59	166.72	121.39	178.77	130.69	162.62	118.24	176.67	127.59	140.02	100.79
Springfield, Mo. (via Kansas City)			105.65	79.35	110.25	79.35	107.95	77.80	95.75	69.10	79.00	61.00	95.10	73.40	82.65	63.85	93.25	69.10	48.25	37.25
Springfield, Mo. (via Denver)			105.65	79.35	110.25	79.35	107.95	77.80	95.75	69.10	76.45	59.00	92.60	71.40	82.65	63.85				

PULLMAN SLEEPING CAR RATES

(Transportation Tax not included)

These fares compiled from current Tariffs as of August 1, 1952 for information only. Not to be used for selling purposes. Subject to change without notice. See Page 49 for Rates for Upper Berths, Drawing Rooms, Compartments, Bedrooms, Roomettes, etc. Based on Applicable Lower Berth.

Chicago	St. Paul Minneapolis	Co. Bluffs Omaha	St. Louis	Kansas City	Denver	BETWEEN AND	Salt Lake City	Butte	Portland	Seattle Tacoma	Los Angeles	San Francisco
Lower Standard Berth	Lower Standard Berth	Lower Standard Berth	Lower Standard Berth	Lower Standard Berth	Lower Standard Berth		Lower Standard Berth	Lower Standard Berth	Lower Standard Berth	Lower Standard Berth	Lower Standard Berth	Lower Standard Berth
\$17.55	\$18.80	\$13.80	\$17.55	\$14.50	\$10.65	Boise Ida.	\$ 5.00	\$ 6.15	\$ 6.15	\$ 8.00	\$12.60	\$*13.90
9.95	12.25	13.80	11.55	13.80	19.00	Boston Mass.	22.60	28.90	29.60	29.60	29.60	29.60
14.80	*16.55	11.55	14.50	12.25	10.25	Buffalo Mont.	5.50	8.65	8.65	12.80	12.80	12.80
17.85	17.25	14.10	17.55	15.05	10.25	Cedar City Utah	4.05	*9.55	*14.00	6.90	6.90	C*11.60
10.65	9.95	6.55	10.65	8.30	10.25	Cheyenne Wyo.	6.55	8.65	14.50	14.50	14.50	14.50
	5.00	5.80	5.00	5.50	10.65	Chicago Ill.	14.60	14.80	21.00	21.00	21.00	21.00
10.65	9.95	6.55	9.95	6.55	10.65	Denver Colo.	7.60	10.25	14.80	14.80	15.40	15.40
D14.50	D*16.55	D11.55	D14.50	D12.25	D 8.30	Idaho Falls Ida.	5.00	5.00	8.65	R10.25	10.95	11.95
5.50	5.80	5.00	5.00	6.55	6.55	Kansas City Mo.	12.25	12.25	18.10	18.10	18.10	18.10
16.60	16.05	12.80	16.60	13.50	9.60	Ketchum (Sun Valley) Ida.	5.00	5.10	7.60	M9.60	12.25	12.25
18.45	18.10	15.40	18.45	16.35	11.95	Las Vegas Nev.	5.50	9.95	*15.45	*17.05	5.00	9.70
18.45	*20.40	15.40	*21.05	16.05	13.80	Lewiston Ida.	8.90	12.80	L11.95	E13.50	L 4.70	H*13.30
21.00	21.00	18.10	20.15	18.10	15.40	Los Angeles Cal.	8.90	12.80	*14.00	*15.60	6.55	L 4.70
17.55	17.25	14.10	17.55	14.80	10.25	Lund Utah	4.05	8.00	*14.00	*15.60	6.55	C*11.25
5.00	5.80	5.00	5.80	5.80	9.95	Minneapolis Minn.	14.50	*16.55	*23.10	*23.10	21.00	21.00
8.90	12.25	12.80	10.65	12.80	18.10	New York N. Y.	21.70	21.95	28.90	28.90	28.90	28.90
14.50	14.50	11.55	14.50	12.25	7.60	Ogden Utah	5.00	5.00	9.60	K11.55	8.90	8.90
5.80	5.00	5.00	5.00	5.00	6.55	Omaha-Council Bluffs Nebr.	11.55	11.55	18.10	18.10	18.10	18.10
18.10	*20.40	15.40	17.55	16.05	12.25	Pendleton Ore.	7.60	6.90	5.00	N 5.50	A15.05	H*13.30
8.30	11.55	12.25	9.95	12.25	17.55	Philadelphia Pa.	21.00	21.30	27.95	27.95	27.95	27.95
14.50	*16.55	11.55	14.50	12.25	8.00	Pocatello Ida.	5.00	5.00	8.30	9.95	10.25	11.95
21.00	*23.10	18.10	20.15	18.10	14.80	Portland Ore.	9.95	8.65	5.00	5.00	L11.95	L 8.30
19.30	19.00	16.05	19.30	17.25	12.80	Reno Nev.	6.55	10.65	L 8.00	F 9.60	L 4.70	L 5.00
21.00	21.00	18.10	20.15	18.10	14.50	Sacramento Cal.	8.30	12.25	L 8.00	F 9.60	L 4.70	L 5.00
14.50	14.50	11.55	14.50	12.25	7.60	Salt Lake City Utah	5.00	5.50	9.95	11.55	8.90	8.90
21.00	21.00	18.10	20.15	18.10	15.40	San Francisco Cal.	8.90	12.80	L 8.30	C 9.95	L 4.70	H 9.95
21.00	*23.10	18.10	20.15	18.10	14.80	Seattle Wash.	11.55	P 8.65	5.00	5.00	H13.50	H 9.95
16.05	16.05	12.25	16.05	12.80	8.90	Shoshone Ida.	5.00	5.00	7.60	B 8.90	11.55	12.25
18.10	*20.40	15.40	17.55	16.05	13.80	Sioux City Ia.	11.55	*16.55	18.10	18.10	18.10	18.10
5.00	5.80	5.00	5.80	5.80	9.95	Spokane Wash.	9.95	P 5.00	5.00	P 5.00	A15.70	H12.25
5.00	5.80	5.00	5.80	5.80	9.95	St. Louis Mo.	*14.50	*14.50	*20.15	*20.15	*20.15	*20.15
16.60	16.05	12.80	16.60	13.50	9.60	St. Paul Minn.	14.50	*16.55	*23.10	*23.10	21.00	21.00
21.00	*23.10	18.10	20.15	18.10	14.80	Sun Valley (Ketchum) Ida.	5.00	5.10	7.60	M 9.60	12.25	12.25
14.50	*16.55	11.55	14.50	12.25	9.95	Tacoma Wash.	11.55	P 8.65	5.00	H12.80	H 9.60	H 9.60
18.10	18.10	15.40	17.55	16.05	13.25	Victor Ida.	5.00	5.00	10.25	10.25	11.95	*13.90
18.10	*20.40	15.40	17.55	16.05	13.25	Walla Walla Wash.	8.30	*11.55	5.00	*10.00	15.70	H*13.30
8.30	11.55	12.25	8.90	11.55	16.60	Washington D. C.	21.00	21.30	27.95	27.95	27.30	27.30
D14.50	D*16.55	D11.55	D14.50	D12.25	D 9.95	West Yellowstone Mont.	5.00	5.00	10.25	10.25	11.95	11.95

Lower Standard Berth Rate Between Las Vegas, Nevada and Cedar City, Utah, \$5.00

- (A) Via Salt Lake City and Pocatello. * Made combination of fares.
- (B) From Tacoma, lower standard berth, \$8.65.
- (C) Via Southern Pacific Company and Portland. From Tacoma lower standard berth, \$9.60.
- (D) Also applies via Ogden. Where through car is operated via Salt Lake City charge for side trip Ogden to Salt Lake City and return with privilege of occupying car at Salt Lake City during one-half day's stop-over is \$2.00. When change of cars is necessary and passengers transfer at Salt Lake City instead of Ogden there is no charge for the side trip.
- (E) Via Southern Pacific Company and Portland. From Tacoma, lower standard berth, \$12.80.
- (F) Via Southern Pacific Company and Portland. From Tacoma, lower standard berth, \$8.90.
- (G) Via Los Angeles. (H) Via Southern Pacific Company and Portland.
- (K) From Tacoma, lower standard berth, \$10.95.
- (L) Via Southern Pacific Company.
- (M) From Tacoma, lower standard berth, \$8.90.
- (N) From Tacoma, lower standard berth, \$5.00.
- (P) Via Direct Lines. (Q) From Tacoma, lower standard berth \$7.60.
- (R) From Tacoma, lower standard berth \$9.95.

Berth rates to and from Cheyenne, Denver and west apply via Omaha or via Kansas City.

⊗ Rates effective and service available only during Park Summer Season.

Bedroom Rates: Bedrooms are available on most Union Pacific trains, including the Streamliner trains. See equipment pages 8 to 23 inclusive. Double bedrooms have upper and lower berths. Duplex-Single Bedrooms have only one berth. (See table on opposite page). When occupied by one person, only one rail ticket required.

Exclusive Space Occupancy by One Person: One and one-fourth railroad tickets must be purchased for exclusive use of drawing-room; one and one-tenth tickets for compartment. If Streamliner "City of Los Angeles" or "City of San Francisco" is used, one and one-tenth first class special service charge tickets are required for exclusive occupancy of a compartment, and one and one-fourth first class special service charge tickets for exclusive occupancy of a drawing-room. These tickets are in addition to the regular rail and Pullman tickets. Exception: Only one rail ticket is required for use of a compartment between Chicago, Ill., and Butte, Mont., or Pendleton, Ore., and points north and west thereof (also West Yellowstone, Mont., and Victor, Idaho).

Lower Standard Berth Rate to Los Angeles and Las Vegas from points shown, quoted via Pocatello, Idaho and Salt Lake City, Utah.

BETWEEN		
Ayer, Wash. and Los Angeles	\$15.70
Cheney, Wash. and Los Angeles	15.70
La Grande, Ore. and Los Angeles	14.50
Marengo, Wash. and Los Angeles	15.70
Hinkle, Ore. and Los Angeles	15.40
Walla, Wash. and Los Angeles	15.70
BETWEEN		
Ayer, Wash. and Las Vegas, Nev.	13.25
La Grande, Ore. and Las Vegas, Nev.	11.25
Pendleton, Ore. and Las Vegas, Nev.	11.95
Shoshone, Ida. and Las Vegas, Nev.	8.30
Spokane, Wash. and Las Vegas, Nev.	14.10
Hinkle, Ore. and Las Vegas, Nev.	12.25
Walla, Wash. and Las Vegas, Nev.	12.60

Table of Rates for Various Accommodations in Standard Pullman Sleeping Cars Effective August 1, 1952

(Charges shown do not include federal tax)

Where Lower Berth Rate is	Upper Berth Rate is	Room-ette for one Person is	Duplex Single Room for one Person is	Bed Room for one Person is	Bed Room for two Persons is	Bed R'm Suite for two or more Persons is	Compart'm't for one Person is	Compart'm't for two Persons is	Drawing Room for one Person is	Drawing Room for two Persons is
\$ 4.05	\$ 3.00	\$ 5.60	\$ 6.35	\$ 7.65	\$ 8.85	\$15.30	\$ 9.10	\$11.05	\$12.10	\$15.30
4.35	3.35	6.10	7.00	8.30	9.60	16.60	9.85	12.55	13.10	16.60
4.70	3.55	6.60	7.60	8.95	10.35	17.90	10.65	13.30	14.15	17.90
5.00	3.80	7.00	8.00	9.50	11.05	19.00	11.30	14.45	15.05	19.00
5.10	3.90	7.15	8.15	9.70	11.25	19.40	11.50	14.80	15.35	19.40
5.50	4.15	7.65	8.70	10.45	12.15	20.90	12.40	15.45	16.55	20.90
5.80	4.45	8.20	9.25	11.05	12.75	22.10	13.05	16.25	17.40	22.10
6.15	4.70	8.65	9.90	11.65	13.50	23.30	13.85	17.70	18.45	23.30
6.55	4.95	9.15	10.45	12.50	14.45	25.00	14.80	18.40	19.65	25.00
6.90	5.30	9.65	11.05	13.10	15.20	26.20	15.55	19.85	20.70	26.20
7.20	5.50	10.10	11.55	13.70	15.80	27.40	16.15	20.55	21.55	27.40
7.60	5.75	10.60	12.10	14.45	16.70	28.90	17.10	21.15	22.75	28.90
8.00	6.05	11.10	12.65	15.20	17.60	30.40	18.00	22.55	24.00	30.40
8.30	6.25	11.55	13.25	15.75	18.25	31.50	18.65	23.25	24.85	31.50
8.65	6.55	12.00	13.80	16.40	19.00	32.80	19.45	24.60	25.90	32.80
8.90	6.80	12.50	14.30	16.95	19.60	33.90	20.05	25.20	26.75	33.90
9.30	7.00	12.95	14.70	17.70	20.45	35.40	21.00	25.90	27.95	35.40
9.60	7.30	13.50	15.35	18.25	21.10	36.50	21.60	27.25	28.80	36.50
9.95	7.55	13.90	15.85	18.90	21.90	37.80	22.35	27.85	29.85	37.80
10.25	7.80	14.40	16.45	19.45	22.55	38.90	23.05	29.20	30.70	38.90
10.65	8.05	14.90	16.95	20.25	23.40	40.50	23.90	29.95	31.90	40.50
10.95	8.30	15.35	17.50	20.75	24.05	41.50	24.60	30.55	32.80	41.50
11.25	8.55	15.75	18.05	21.40	24.80	42.80	25.35	31.90	33.80	42.80
11.55	8.80	16.25	18.50	22.15	25.40	43.90	26.00	32.55	34.65	43.90
11.95	9.10	16.70	19.10	22.70	26.35	45.40	26.90	33.85	35.90	45.40
12.25	9.30	17.10	19.55	23.30	26.95	46.60	27.55	34.45	36.75	46.60
12.60	9.55	17.60	20.05	23.90	27.70	47.80	28.35	35.10	37.80	47.80
12.80	9.85	18.00	20.60	24.40	28.25	48.80	28.85	36.40	38.45	48.80
13.25	10.00	18.45	21.10	25.15	29.10	50.30	29.80	36.95	39.70	50.30
13.50	10.30	18.90	21.55	25.70	29.75	51.40	30.40	38.30	40.55	51.40
13.80	10.50	19.30	22.10	26.20	30.35	52.40	31.05	38.85	41.40	52.40
14.10	10.75	19.70	22.55	26.80	31.00	53.60	31.70	39.45	42.25	53.60
14.50										

TRAFFIC REPRESENTATIVES . . . UNION PACIFIC RAILROAD

Here, for your convenience, is a list of Union Pacific office addresses, telephone numbers, and names of the men and women at each. If you want advice in connection with your travel plans, call the nearest

office. Someone there will gladly give you the information. These offices are at your service—for reservations, for convenient side trips, for help in changing trains or making connections.

- ABERDEEN, WASH.— 3 Union Passenger Station, K and River Sts.— Phone 1018
ALHAMBRA, CALIF.—City Tkt. Office, 51 S. Garfield Ave.— Phone A11and 18763
ASTORIA, ORE.—438 Commercial St.— Phone 304
ATLANTA 3, Ga.—1432 Healey Building Phone LAmar 6361
BEND, ORE.—1054 Bond St.— Phone 63
BEVERLY HILLS, CALIF.—9571 Wilshire Blvd.— Phone Clrestview 1-7187
BIRMINGHAM 3, ALA.—701 Brown-Marx Building Phone T-1837
BOISE, IDAHO—City Ticket Office, Idaho Bldg., 212 No. 8th St.— Phone 414
BOSTON 8, MASS.—208 Old South Bldg., 294 Washington St.— Phone 100
CEDAR CITY, UTAH—Union Pacific Station— Phone 95
CHEYENNE, WYO.—City Ticket Office, 120 W. 16th St.— Phone 4421
CHICAGO 3, ILL.—11 South LaSalle Street at Madison— Traffic Manager
CHICAGO 4, ILL.—City Ticket Office, One So. LaSalle Street— Phone 2-1170
CINCINNATI 2, OHIO—303 Dixie Term. Bldg., 4th & Walnut Sts.—Phone Main 0144
CLEVELAND 13, OHIO—1407 Terminal Tower, 50 Public Square— Phone 2-1170
DALLAS 1, TEXAS—2108 Mercantile Bank Bldg.— Phone RIVERSIDE 7778
DENVER 2, COLO.—City Ticket Office, 535 17th Street— Phone Keystone 4141
DETROIT 26, MICH.—612 Book Bldg., 1249 Washington Blvd.— Phone 2-1170
EAST LOS ANGELES, CALIF.—5454 Ferguson Drive— Phone ANGELUS 6509

- EUGENE, ORE.—Suite 21, Cascade Bldg., 163 East 12th Avenue Phone 5-8461
FRESNO 1, CALIF.—207 Rowell Bldg., Tulare St. & Van Ness Ave.— Phone 4-6571
GERING, NEBR.—Union Pacific Station— Phone 35
GLENDALE 3, CALIF.—City Ticket Office, 404 1/2 North Brand Boulevard— Phone 3-1170
HOLLYWOOD 28, CALIF.—City Ticket Office, 6702 Hollywood Blvd.— Phone 4-6571
KANSAS CITY 6, MO.—200 Waldheim Bldg., 6 East Eleventh St.— Phone VICTOR 6530
LAS VEGAS, NEV.—Union Pacific Station— Phone 1190
LEWISTON, IDAHO—Room 7, Union Depot— Phone 1163
LINCOLN 8, NEBR.—City Ticket Office, 234 So. 13th St.— Phone 3-6517
LONG BEACH 2, CALIF.—City Ticket Office, 144 Pine Avenue— Phone 7-2931
LOS ANGELES 14, CALIF.—Union Pacific Bldg., 422 W. 6th Street— Phone 2-1170
MEMPHIS 3, TENN.—1137 Sterick Bldg.—8 North Third St.— Phone 8-6920
MILWAUKEE 3, WIS.—814 Warner Bldg., 212 W. Wisconsin Ave.— Phone 2-1170
MINNEAPOLIS 2, MINN.—890 Northwestern Bank Bldg., 620 Marquette Ave.— Phone 2-1170
NEW ORLEANS 12, LA.—504 National Bank of Comm. Bldg., 210 Baronne St.— Phone Canal 2274
NEW YORK 20, N. Y.—626 Fifth Ave., Suite 350, Rockefeller Center— Phone 2-1170
OAKLAND 12, CALIF.—215 Central Bank Bldg., 436 14th St.— Phone 4-6571
OGDEN, UTAH—City Ticket Office, Ben Lomond Hotel Bldg.— Phone 5533
PASADENA 1, CALIF.—Un. Pac. Station, 205 W. Colorado St.—Ph. Sycamore 2-4107
PHILADELPHIA 2, PA.—904 Girard Trust Bldg., Broad St. & So. Penn Sq.— Phone 2-1170
PITTSBURGH 22, PA.—1419 Oliver Bldg., Smithfield Street and Sixth Avenue— Phone 2-1170
POCATELLO, IDAHO—Union Pacific Passenger Station— Phone 268
POMONA, CALIF.—Union Pacific Passenger Station— Phone LYCOMING 3-5611
PORTLAND 5, ORE.—751 Pittock Block— Phone Broadway 7771
RENO, NEV.—209 American Bldg., 131 West 2nd St.— Phone 3-4831
RIVERSIDE, CALIF.—Union Pacific Pass. Station, 7th & Vine Sts.— Phone 626
ST. JOSEPH 2, MO.—City Ticket Office, 516 Francis Street— Phone 2-5485
ST. LOUIS 1, MO.—1223 Ambassador Bldg., 411 North 7th St.— Phone Chestnut 7750
SACRAMENTO 14, CALIF.—217 Forum Bldg., 1107 Ninth St.— Phone GILBERT 2-1025
SALINA, KANS.—Third and Ash Streets— Phone 297
SAN FRANCISCO 2, CALIF.—291 Geary Street— Phone GARFIELD 1-6030
SEATTLE 4, WASH.—204 Union Station, 4th Ave. & Jackson St. Phone Elliott 6933
SIoux CITY 1, IOWA—405 Commerce Bldg., 520 Neb. St.— Phone 5-5398
SPOKANE 4, WASH.—City Ticket Office—727 Sprague Ave. Corner Post St.— Phone 2-1170
STOCKTON 6, CALIF.—207 California Bldg., 11 So. San Joaquin St.— Phone 8-5981
TACOMA 2, WASH.—City Ticket Office, 114 South Ninth St.—Phone Broadway 2275
TORONTO ONT.—201-2 Canadian Pacific Bldg., 69 Yonge St. Phone Empire 4-7239
TULSA 3, OKLA.—823 Kennedy Bldg., 321 South Boston St.— Phone 2-6859
VICTOR, IDAHO—Union Pacific Station— Phone 521
WALLA WALLA, WASH.—1st. Nat'l Bank Bldg., 2nd & Alder Sts.— Phone 30
WASHINGTON 5, D.C.—600 Shoreham Bldg., 15th and H Sts., N. W.— Phone 2-1170
WEST YELLOWSTONE, MONT.—Union Pacific Station— Phone 2291
WINSTON-SALEM 3, N. C.—632 Reynolds Bldg., 4th and Main Sts.—Phone 2-4881
YAKIMA, WASH.—Union Pacific Building, 104 W. Yakima Ave.— Phone 4181

- OMAHA 2, NEBR.—Union Pacific Building, 1416 Dodge St.— Phone J Jackson 5822
A. G. HILKER Passenger Traffic Manager
L. G. MEDER Assistant Passenger Traffic Manager
R. B. JOHNSON Assistant Passenger Traffic Manager
G. I. GILES Assistant General Passenger Agent
F. W. HICKSON Manager Mail, Baggage and Express Traffic
J. C. BEAUMONT General Freight Agent
J. W. JARVIS Supervisor Agricultural Development
WALTER CONREY General Agent, Passenger Department
R. S. FARLEY City Passenger Agent
L. S. NORGARD Traveling Passenger Agent
J. D. MARTIN Traveling Passenger Agent
G. I. MITCHELL Depot Passenger Agent
MRS. MYRLE MASON Women's Travel Department
R. A. FORAL General Agent, Freight Department
W. W. NEILL Ticket Agent
PASADENA 1, CALIF.—Un. Pac. Station, 205 W. Colorado St.—Ph. Sycamore 2-4107
L. A. WIRGLER General Agent
E. C. CHILDS City Passenger Agent
W. H. LINDSEY Passenger and Freight Traffic Agent
J. R. BASS City Ticket Agent
PHILADELPHIA 2, PA.—904 Girard Trust Bldg., Broad St. & So. Penn Sq.— Phone 2-1170
L. J. MCKERNAN General Agent
T. M. J. FRITZ Traveling Passenger Agent
R. H. GATES (Richmond, Va.) Traveling Freight and Passenger Agent
PITTSBURGH 22, PA.—1419 Oliver Bldg., Smithfield Street and Sixth Avenue— Phone 2-1170
J. M. ADAMS General Agent
GREGG W. COOK District Passenger Agent
E. W. HARRIS City Passenger Agent
J. S. GUNNER Traveling Freight and Passenger Agent
Wm. JAMES Traveling Freight and Passenger Agent
POCATELLO, IDAHO—Union Pacific Passenger Station— Phone 268
R. A. ANDERSON General Agent
L. G. MALZAHN (Idaho Falls) Traveling Freight and Passenger Agent
R. B. WRIGHT (Twin Falls) Traveling Freight and Passenger Agent
POMONA, CALIF.—Union Pacific Passenger Station— Phone LYCOMING 3-5611
E. C. MALLON Passenger and Freight Traffic Agent
PORTLAND 5, ORE.—751 Pittock Block— Phone Broadway 7771
C. W. EYERS Traffic Manager
J. C. CUMMING General Passenger Agent
FRED LINGENFELDER Assistant General Passenger Agent
T. J. DOWD General Freight Agent
DON SUTHERLAND General Agent, Freight Department
J. E. SOUTHWORTH Traveling Passenger Agent
L. A. NEASE District Baggage Agent
City Ticket Office—701 S. W. Washington Street— Phone Broadway 7771
N. B. FALLAS General Agent, Passenger Department
C. P. WHEELER City Ticket Agent
Wm. S. RUSH City Passenger Agent
T. W. HOLMAN District Passenger Agent
D. E. LEFEBVRE City Passenger Agent
AARON J. BROWN City Passenger Agent
O. M. HANSEN Depot Passenger Agent
RENO, NEV.—209 American Bldg., 131 West 2nd St.— Phone 3-4831
J. D. MALEFY General Agent
RIVERSIDE, CALIF.—Union Pacific Pass. Station, 7th & Vine Sts.— Phone 626
J. L. BRECHIN General Agent
RALPH E. TUTTLE City Freight and Passenger Agent
FERDINAND DAVIS City Freight and Passenger Agent
B. A. STEWART Traveling Freight and Passenger Agent
L. M. LAYNE (Las Vegas) Traveling Freight and Passenger Agent
ST. JOSEPH 2, MO.—City Ticket Office, 516 Francis Street— Phone 2-5485
F. F. ROBINSON General Freight and Passenger Agent
W. R. TAYLOR Passenger and Ticket Agent
J. W. MARTIN (Hastings, Nebr.) Traveling Freight and Passenger Agent
ST. LOUIS 1, MO.—1223 Ambassador Bldg., 411 North 7th St.— Phone Chestnut 7750
T. W. GURSKY General Agent
J. F. WALTMATH City Passenger Agent
T. M. REBMANN Traveling Passenger Agent
SACRAMENTO 14, CALIF.—217 Forum Bldg., 1107 Ninth St.— Phone GILBERT 2-1025
F. A. FOX General Agent
J. E. FLETCHER (Klamath Falls) District Freight and Passenger Agent
J. C. LINDSLEY Traveling Freight and Passenger Agent
SALINA, KANS.—Third and Ash Streets— Phone 297
J. M. BROWN General Agent

- SALT LAKE CITY 1, UTAH—Union Pacific Bldg., 10 South Main St.—Phone 3-1544
SAM REINHARDT Traffic Manager
A. G. BLOOM General Passenger Agent
City Ticket Office—Hotel Utah, Main & S. Temple Streets— Phone 3-1544
W. J. THOMAS General Agent, Passenger Department
P. L. MCKEAN General Agent, District Passenger Agent
E. A. OLSON City Ticket Agent
R. T. GRIFFIN City Passenger Agent
E. H. LYMAN City Passenger Agent
E. F. BROWN Traveling Passenger Agent
E. H. HOLMES Depot Passenger Agent
R. F. PEITZGREW General Agent, Freight Department
SAN DIEGO 1, CALIF.—City Ticket Office, 320 Broadway— Phone Franklin 7241
H. G. LARIMER General Agent
L. H. LINSTROM Ticket Agent
C. M. ALLEN Passenger and Freight Traffic Agent
SAN FRANCISCO 2, CALIF.—291 Geary Street— Phone GARFIELD 1-6030
M. H. FOWLER Traffic Manager
B. P. COSTELLO General Agent, Freight Department
W. E. KENNEDY (Santa Rosa) Traveling Freight and Passenger Agent
City Ticket Office—Geary at Powell Street— Phone GARFIELD 1-6030
H. W. HICKS General Passenger Agent
L. C. FRYBERG City Passenger Agent
C. C. CROUSE City Passenger Agent
P. B. JACKSON City Passenger Agent
SAN JOSE 13, CALIF.—206 1st Nat. Bk. Bldg., Santa Clara & 1st St.— Phone 2-1170
H. C. DANNER (Phone Cypress 2-3878) General Agent
OTTO NILSSON (Salinas) District Freight and Passenger Agent
W. E. MCTIGHE Traveling Freight and Passenger Agent
SAN PEDRO, CALIF.—City Ticket Office, 805 So. Pacific Ave.— Phone 2-1170
J. V. CONNETT (Phone Terminal 2-7531) General Agent
R. F. COYNE City Freight and Passenger Agent
R. N. ASHEBY City Ticket Agent
SANTA ANA, CALIF.—City Ticket Office, 305 North Main Street— Phone 2-1170
WALTER DITTMER (Phone Kimberly 23979) General Agent
B. C. STREET City Passenger Agent
SANTA MONICA, CALIF.—City Ticket Office, 307 Santa Monica Blvd.— Phone 2-1170
W. A. CHENEY (Phone Ex Brook 6-1213) General Agent
ELMER RALL City Ticket Agent
P. J. PAYNE City Freight and Passenger Agent
SEATTLE 4, WASH.—204 Union Station, 4th Ave. & Jackson St. Phone Elliott 6933
H. M. WEST Assistant Traffic Manager
P. A. AUENBACHER General Agent, Freight Department
B. A. COLE Traveling Freight and Passenger Agent
SEATTLE 4, WASH.—City Ticket Office—1300 Fourth Avenue at University— Phone 2-1170
A. L. IVY General Agent, Passenger Department
C. L. SPEAR (Elliott 6935) City Passenger Agent
F. R. STERN City Passenger Agent
C. G. ROBERTS Passenger Agent
SIOUX CITY 1, IOWA—405 Commerce Bldg., 520 Neb. St.— Phone 5-5398
L. J. ROACH General Agent, Freight Department
SPOKANE 4, WASH.—City Ticket Office—727 Sprague Ave. Corner Post St.— Phone 2-1170
J. R. LIVSEY General Agent
W. H. AHLGRIM, JR. (Main 4121) City Passenger Agent
W. O. BALDWIN Traveling Passenger Agent
WILLIAM BELL, 818-16th Ave. West, Calgary, Canada. Trav. Fht. & Pasgr. Agt. Phone 2-1170
STOCKTON 6, CALIF.—207 California Bldg., 11 So. San Joaquin St.— Phone 8-5981
V. J. CHRISTENSEN District Freight and Passenger Agent
F. C. BELL Traveling Freight and Passenger Agent
SUN VALLEY, IDAHO—Phone Sun Valley 5311
R. E. BERNER Transportation Agent
TACOMA 2, WASH.—City Ticket Office, 114 South Ninth St.—Phone Broadway 2275
F. G. ROTHWELL General Agent
R. C. CANADAY City Passenger Agent
H. A. JOHNSTON Traveling Passenger Agent
W. W. GREIGHTON Traveling Freight and Passenger Agent
TORONTO ONT.—201-2 Canadian Pacific Bldg., 69 Yonge St. Phone Empire 4-7239
W. W. GREIGHTON General Agent
TULSA 3, OKLA.—823 Kennedy Bldg., 321 South Boston St.— Phone 2-6859
L. B. BRADLEY General Agent
M. B. HARDIN Traveling Freight and Passenger Agent
VICTOR, IDAHO—Union Pacific Station— Phone 521
R. O. RYTTING Agent
WALLA WALLA, WASH.—1st. Nat'l Bank Bldg., 2nd & Alder Sts.— Phone 30
J. H. CUNNINGHAM General Agent
L. E. MCHARGUE City Freight and Passenger Agent
J. I. PURDY (Pendleton) Traveling Freight and Passenger Agent
WASHINGTON 5, D.C.—600 Shoreham Bldg., 15th and H Sts., N. W.— Phone 2-1170
J. R. HENDERSON General Agent
RAY C. HARTEL (Republic 0600) District Passenger Agent
WEST YELLOWSTONE, MONT.—Union Pacific Station— Phone 2291
G. R. WAID Agent
WINSTON-SALEM 3, N. C.—632 Reynolds Bldg., 4th and Main Sts.—Phone 2-4881
D. R. WALKER Traveling Freight and Passenger Agent
YAKIMA, WASH.—Union Pacific Building, 104 W. Yakima Ave.— Phone 4181
V. E. BUCHANAN General Agent
A. C. TAYLOR (Kennewick, Wash.) Traveling Freight and Passenger Agent
J. B. DELAPOER Traveling Freight and Passenger Agent

E. A. KLIPPEL
General Passenger Traffic Manager
OMAHA 2, NEBR.

W. T. BURNS
Vice-President, Traffic
OMAHA 2, NEBR.
J. R. MacANALLY
General Freight Traffic Manager
OMAHA 2, NEBR.

From Office . . . or Home
TELEPHONE YOUR TRANSPORTATION REQUIREMENTS
Passenger or Freight representatives in your nearest Union Pacific office are eager to help you.