


June 21, 1953

UNION PACIFIC RAILROAD

TIME TABLES



June 21, 1953

UNION PACIFIC RAILROAD

TIME TABLES



IT'S NEW!

IT'S FREE!



Here's an unusual attraction for Union Pacific passengers traveling to or from Southern California; a motor coach trip from Las Vegas, Nevada right to Hoover Dam-Lake Mead and return — *at no extra charge!*

This offer is good on tickets routed via Union Pacific between Omaha, Kansas City or St. Joseph, Mo., Leavenworth, Kans., and Daggett, Calif., or beyond. Also via Union Pacific between Huntington, Ore., and Daggett, Calif., or beyond. Via other routes the cost is \$2.50 for the Las Vegas-Hoover Dam round trip.

An interesting guided tour through gigantic Hoover Dam is available to all visitors for only 35 cents.

See Table 10, page 31 of this folder for schedule.
Operated by Las Vegas-Tonopah-Reno Stage Line, Inc.
37-passenger diesel motor coaches

Union Pacific provides daily service to and from Las Vegas on the Streamliners "City of Los Angeles" and "City of St. Louis" . . . also on the Los Angeles Limited and Gold Coast-Pony Express.

UNION PACIFIC RAILROAD

TABLE OF CONTENTS

Section	Page	Section	Page
Index to Union Pacific Stations.....	3 to 5	Connecting Bus Lines Service.....	42
Coast to Coast Sleeping Car Service.....	6 and 7	Address of Principal Union Pacific Stations.....	42
Equipment of Through Trains.....	8 to 23	One Way Railroad Fares.....	45
Condensed Train Schedules.....	8 to 23	Round Trip Railroad Fares.....	46 and 47
Complete Train Schedules.....	24 to 41	Pullman Sleeping Car Charges.....	48 and 49
Map of Union Pacific and Connecting Lines.....	26 and 27	Special Service Charges.....	49
Connecting Rail Lines Service.....	32, 43 and 44	Union Pacific Representatives.....	50 and 51

INFORMATION

Miles shown on **mile posts** read westward from Council Bluffs, Iowa. Miles shown herein are from Omaha, Nebraska. (Variance approximately 3 miles.)

Time from midnight to noon inclusive, is indicated by light face type; **from noon to midnight inclusive, by dark face type.**

Any person who, because of mental, physical or other **disability**, is incapable of properly caring for himself or herself, will be received as a passenger **ONLY** when accompanied by a competent attendant.

New **leg rest seat coaches** are assigned to the Pacific Coast Streamliners. Every effort is made to maintain this service, but operation of non-leg rest coaches may be necessary on occasions, due to emergencies or shortages.

On trains that carry **chair car porters**, there is no charge for the services of the porter. He will, however, collect a nominal charge for pillows.

Children under 5 years of age ride free, when accompanied by parent or guardian; 5 years of age and under 12, pay **one-half fare**; 12 years of age and over, pay full fare.

Should any question or difference of understanding arise with agents or conductors as to **proper fare** or ticket privileges, please pay fare requested, take receipt, and communicate with General Passenger Traffic Manager, Omaha 2, Nebr.

Tickets unused or partly used, will be redeemed under tariff regulations at proper value. Consult any Union Pacific office or write to Gen'l Passenger Traffic Mgr., Omaha 2, Nebr.

Stopovers are permitted at all points within final limit of tickets by notifying conductor.

Many attractive **side trips** and optional routes are available. Ask your local Agent or any Union Pacific representative for details.

Tickets reading via Union Pacific Railroad will be honored by Overland Greyhound **Bus Lines** between any two points between which those two companies jointly operate.

You are requested to purchase your tickets before boarding the train.

At Chicago the Parmelee coupon on a through railroad ticket entitles the holder, without additional charge, to have himself and hand luggage transferred in a Parmelee car from his incoming to his outgoing station or to a downtown destination. Or, when there is at least a 3-hour interval between arrival of train in Chicago and scheduled departure time from outgoing station, Parmelee will transfer such luggage to the passenger's outgoing station where it can be claimed at the

parcel check room. The only cost is the usual parcel checking fee, 15 cents for each bag or parcel.

It is desirable to mark or tag each piece of baggage (for easy identification) with your name and address and, in addition, place your name and permanent address inside each piece, whether it is checked or carried with you on the train. Ask Ticket or Baggage Agent for free **address labels**.

For the convenience and comfort of themselves and others, passengers are requested to check their **hand baggage** whenever possible, except that actually needed for personal use enroute. No responsibility is assumed for unchecked articles left in stations, on platforms or in cars.

Checkable baggage consists of wearing apparel, toilet articles and such personal effects as the passenger may need for use on the trip.

Money, jewelry, negotiable papers, liquids, fragile or perishable articles, radios, typewriters, dishes and household goods must not be included in checked baggage.

One hundred and fifty (150) pounds of baggage, not exceeding one hundred dollars (\$100.00) in value, may be checked free on each adult ticket, and one-half those amounts in connection with half-fare tickets.

Passengers have the privilege of declaring **additional value** on checked baggage, not to exceed a total of \$2500.00, upon payment of a nominal charge. Consult Baggage Agent.

Dogs or other small household **pets** will be transported in baggage cars, subject to tariff regulations, or they may be taken into room accommodations when in suitable containers and subject to Pullman Company regulations. Ask your Agent for full details.

No single piece of baggage, exceeding 300 pounds in weight, 72 inches in greatest dimension, or single shipments in excess of \$2500.00 in value, will be checked. **Exception:** Boxes of heavy or corrugated pasteboard are limited to a gross weight of 50 pounds each.

All baggage should be marked plainly on outside with name and address of the owner.

In case of **lost articles**, communicate with Manager, Mail, Baggage & Express Traffic, Omaha 2, Nebr.

Union Pacific Railroad is not responsible for errors in time tables, inconvenience or loss resulting from **delayed trains**, failure to make connections, air conditioning failures, or emergency substitutions in equipment. Schedules, consists and designations of trains shown in this folder are subject to change without notice.

INDEX OF CONDENSED THROUGH TIME TABLES

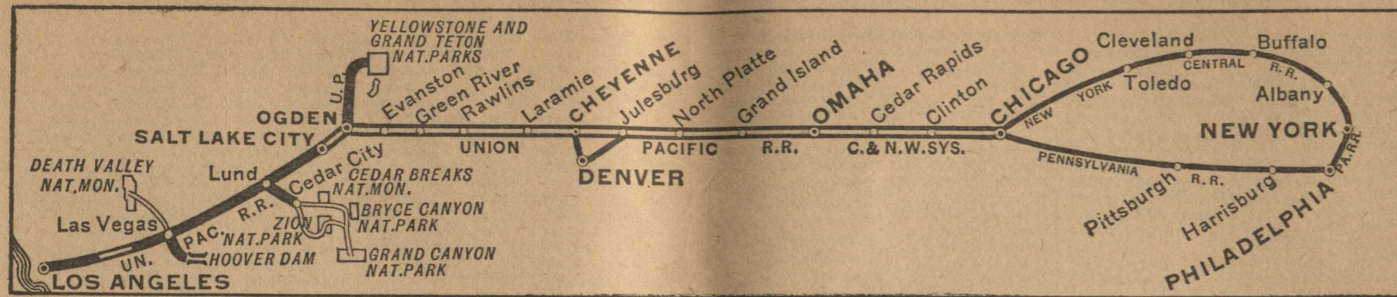
BETWEEN AND New York City— Los Angeles..... San Francisco.....	TABLE Page 6 Page 7	BETWEEN AND St. Louis— Kansas City— Reno, San Francisco..... Denver..... Sun Valley, Boise, Portland, Tacoma, Seattle..... Spokane..... West Yellowstone, Victor.....	TABLE E H F L O	BETWEEN AND Denver..... Spokane..... West Yellowstone, Victor.....	TABLE L O	BETWEEN AND Salt Lake City, Cedar City, Las Vegas, Pasadena, Los Angeles..... Reno, San Francisco..... Salt Lake City, Boise, Portland, Tacoma, Seattle..... Denver..... West Yellowstone, Victor, Butte Spokane..... Sun Valley.....	TABLE A—D B—E U J R T T—U T Z Y W X D—T
Chicago— Omaha..... Los Angeles, Pasadena, Las Vegas, Cedar City, Salt Lake City, Ogden, Cheyenne..... San Francisco, Reno, Ogden, Cheyenne, West Yellowstone, Seattle, Tacoma, Portland, Boise, Sun Valley, West Yellowstone..... Denver, North Platte..... Spokane..... West Yellowstone, Victor.....	TABLE A B C G K O	Minneapolis— Omaha, Ogden, Salt Lake City, Cedar City, Las Vegas, Pasadena, Los Angeles..... Ogden, Reno, San Francisco..... North Platte, Denver.....	TABLE A B G J D E F	Denver— Ogden, Salt Lake City..... Cedar City, Las Vegas, Los Angeles, Pasadena..... Reno, San Francisco..... Sun Valley, Boise, Portland, Tacoma, Seattle.....	TABLE J D E F	Sun Valley— Los Angeles..... Tacoma, Portland..... San Francisco, Los Angeles..... Portland, Yakima..... San Francisco, Los Angeles..... Sun Valley, Los Angeles.....	TABLE T Z Y W X D—T

For Condensed Through Schedules to and from Utah-Arizona Parks (Cedar City, Utah) see Table 4, Page 31

INDEX TO UNION PACIFIC STATIONS

Each Time Table is numbered. The numbers opposite the Stations are the numbers of the time tables in which the stations are shown. Stations marked ■ are located on Divisions indicated by table numbers, but are not shown in folder tables.

Table No.	Table No.	Table No.	Table No.	Table No.	Table No.	Table No.	Table No.
Aberdeen, Idaho.....56	Arlington, Ore. C, W, 20, 74	■Baxter, Wyo.....1, 2	Bond, Mont.....36	Buick, Colo.....24	Cedar Rapids, Nebr. 46	Cochrane, Kans.....50	■Crystal, Idaho.....20
Aberdeen, Wash.....21	Armstead, Mont. R, 36	Bayard, Nebr., (See So. Bayard).....42	Bonner Springs, Kans.....24, 52	■Bullard, Nebr.....42	Cellilo, Ore.....20	Codell, Kans.....28	Culdesac, Idaho.....77
Aberdeen Jct., Ida.....56	Armstrong, Wash.....76	Beattie, Idaho.....53	Bonneville, Ore.....20	Bunker Hill, Kans.....24	Centennial, Wyo.....33	Cokeville, Wyo.....28	Culver, Kans.....28
Abilene, Kans. E, H, 24	Arnold, Nebr.....43	■Beckwith, Wyo.....20	Boone, Nebr.....48	Burley, Ida. 60, 61, 62	Central City, Nebr.....31	Coker, Nebr.....42	■Culver, Ore.....86
Acequia, Ida.....60, 61	Aroya, Colo.....24	Belgrade, Nebr.....46	Boone, Ia.....1, 2	■Burnah, Idaho.....65	Central Ferry, Wash. 77	Colby, Kans.....28	■Curry, Idaho.....60
Adams, Nev.....31	Arrow, Idaho.....77	Bell, Calif.....8	Boone, Wyo.....1, 2	Burns, Wyo.....1, 2	Centralia, Wash.....7, 20, 21	Colfax, Calif.....14	■Curvo, Utah.....1, 2
■Adams, Ore.....84	■Ascalon, Colo.....24	Belmar, Nebr.....42	Borah, Idaho.....20	Burns, Ore.....70	Ceresco, Nebr.....88	Colfax, Wash.....76, 84, 85	■Cutler, Utah.....5
■Adelaide, Idaho.....20	Ash, Wash.....74	Belmont, Nebr.....42	Borax, Nev.....3	■Burrison, Utah.....5	Chaffee, Wash.....78	Collins, Calif.....3	Daggett, Calif.....3
Afton, Calif.....3	■Ashby, Wash.....74	Beloit, Kans.....26	■Borden, Utah.....3	Bushnell, Nebr.....1, 2	■Champlin, Utah.....3	■Collins, Idaho.....56	■Dahlstrom, Wyo.....34
Agate, Colo.....24	Asherville, Kans.....26	Belvidere, Idaho.....57	■Border, Wyo.....20	Butte, Mont. R, 36	Champion, Utah.....36	Collinston, Utah.....36	Dale, Wyo.....1, 2
■Aiken, Idaho.....56	Ashton, Idaho	Belvidere, Nebr.....52	Bosler, Wyo.....1, 2	Buxton, Mont.....36	Chapman, Kans. H, 24	Colliery, Kans.....24	■Daley's Ranch, Wyo
Aikins, Kans.....52	O, R. 36, 39, 40	Belvue, Kans.....24	■Boulder, Ore.....20	Byers, Colo.....24	Chapman, Nebr.	Colores, Wyo.....2	Dalles, Ore. C, F, U, W, 20, 74, 86, 87
Albany, Wyo.....33	■Alden, Wyo.....1, 2	Bend, Ore.....86	Boulder City, Nev.....10	Byrne, Idaho.....57	Chapman, Nebr.	Colton, Calif.....3	Damar, Kans.....28
Albin, Wyo.....42	Assaria, Kans.....27	■Benicia, Calif.....14	■Bouler, Utah.....3	Byron, Nev.....3	Chappell, Nebr.....1, 2	Chase, Calif.....3	■Dana, Wyo.....1, 2
Albion, Nebr.....47	Athens, Ore.....84	Bennett, Colo.....24	■Boyd, Nev.....3	■Cabarton, Idaho.....67	Chattahoochee, Wash.....Z, 20, 21	Chatcolet, Idaho.....79	■Daneberg, Nebr.....49
Albion, Wash.....76	■Atkinson, Utah.....32	Bennington, Kans.....26	Boyd Lake, Colo.....18	Cache Jct., Utah.....36, 37	Chattahoochee, Wash.....Z, 20, 21	Chetopa, Idaho.....58	■Darknell, Wash.....79
Alda, Nebr.....1, 2, 17	■Attalia, Wash. 74, 78	■Benson Jct., Utah.....37	Boyer, Colo.....24Bracken, Nev.....3	■Cairo, Ore.....70	Chetopa, Idaho.....58	Chetopa, Idaho.....58	Darlington, Idaho.....56
Alexander, Ida.....20	Atwood, Colo.....17	Benton City, Wash. 78	■Bradley, Idaho.....79	Cajon, Calif.....3	Chetopa, Idaho.....58	Chetopa, Idaho.....58	Darlow, Colo.....18
Alexandria, Nebr.....52	Auburn, Calif.....14	Beowawe, Nev.....14	Brady Island, Nebr.....1, 2, 17	Calada, Calif.....3	Chetopa, Idaho.....58	Chetopa, Idaho.....58	Darr, Nebr.....1, 2
■Alfalfa Center, Nebr.	■Auburn, Colo.....17	Berger, Idaho.....60	Brainerd, Nebr.....45	Caldwell, Idaho.....20	Chetopa, Idaho.....58	Chetopa, Idaho.....58	Davenport, Nebr.....52
Alhambra.....A, D, 3, 7	Audit, Colo.....30	Berkeley, Calif. B, E, 14	Bramwell, Idaho.....67	■Caldwell, Idaho.....20	Chetopa, Idaho.....58	Chetopa, Idaho.....58	David City, Nebr. 45, 89
Alicia, Ore.....72	■Avon, Utah.....12	■Beryl, Utah.....3	■Brant, Calif.....3	Calliente, Nev. A, D, R, 3	Chetopa, Idaho.....58	Chetopa, Idaho.....58	Davis, Calif.....14
Alida, Kans.....25	Axtell, Kans.....53	Bremen, Kans.....52	■Bremen, Kans.....52	Callaway, Nebr.....43	Chetopa, Idaho.....58	Chetopa, Idaho.....58	■Dawes, Calif.....3
■Allendale, Idaho.....68	Ayer, Wash. K, L, T, W, X, 74, 76, 77	Bridal Veil, Ore.....20	■Bridal Veil, Ore.....20	Calwin, Wyo.....1, 2	Chetopa, Idaho.....58	Chetopa, Idaho.....58	■Day, Ore.....20
Almota, Wash.....77	■Alfalfa Center, Nebr.	Bridgport, Kans.....27	■Bridgport, Kans.....27	Camas, Idaho.....36	Chetopa, Idaho.....58	Chetopa, Idaho.....58	Dayton, Idaho.....36
■Alpowa, Wash.....77	■Alfalfa Center, Nebr.	■Bridger, Wyo.....1, 2	■Bridger, Wyo.....1, 2	Cambridge, Idaho.....73	Chetopa, Idaho.....58	Chetopa, Idaho.....58	Dayton, Wash.....84
■Altair, Kans.....28	■Alfalfa Center, Nebr.	■Brighton City, Wyo.....36, 38	■Brighton City, Wyo.....36, 38	■Camp, Ore.....20	Chetopa, Idaho.....58	Chetopa, Idaho.....58	Declo, Idaho.....62
Altamont, Wyo.....1, 2	■Alfalfa Center, Nebr.	■Brighton, Colo.....17, 30	■Brighton, Colo.....17, 30	■Campbell, Ore.....20	Chetopa, Idaho.....58	Chetopa, Idaho.....58	Deer Trail, Colo.....24
■Amalga, Idaho.....60	■Alfalfa Center, Nebr.	■Broadwater, Nebr.....42	■Broadwater, Nebr.....42	■Campbell, Ore.....20	Chetopa, Idaho.....58	Chetopa, Idaho.....58	Deeth, Nev.....14
American Falls, Ida.....20	■Alfalfa Center, Nebr.	■Brookhoff, Nebr.....42	■Brookhoff, Nebr.....42	■Campbell, Ore.....20	Chetopa, Idaho.....58	Chetopa, Idaho.....58	Delia, Kans.....52
American Fork, Utah.....5	■Alfalfa Center, Nebr.	■Brogan, Ore.....70	■Brogan, Ore.....70	■Campbell, Ore.....20	Chetopa, Idaho.....58	Chetopa, Idaho.....58	Della, Mont.....36
Ames, Ia.....1, 2	■Alfalfa Center, Nebr.	■Brookville, Kans.....24	■Brookville, Kans.....24	■Campbell, Ore.....20	Chetopa, Idaho.....58	Chetopa, Idaho.....58	Delphos, Kans.....26
Ames, Nebr.....1, 2, 17	■Alfalfa Center, Nebr.	■Broughton, Kans.....25	■Broughton, Kans.....25	■Campbell, Ore.....20	Chetopa, Idaho.....58	Chetopa, Idaho.....58	Delta, Utah.....3
Amherst, Nebr.....43	■Alfalfa Center, Nebr.	■Brown, Nev.....3	■Brown, Nev.....3	■Campbell, Ore.....20	Chetopa, Idaho.....58	Chetopa, Idaho.....58	■De Moss, Ore.....87
■Amsterdam, Ida.....60	■Alfalfa Center, Nebr.	■Brownvale, Kans.....25	■Brownvale, Kans.....25	■Campbell, Ore.....20	Chetopa, Idaho.....58	Chetopa, Idaho.....58	■Dent, Colo.....18
Anaheim, Calif. A, D, 3, 9	■Alfalfa Center, Nebr.	■Browning, Utah.....36	■Browning, Utah.....36	■Campbell, Ore.....20	Chetopa, Idaho.....58	Chetopa, Idaho.....58	Denver, Colo. D, E, F, G, H, J, L, O, 3, 14, 17, 18, 20, 24, 30, 42
■Anan, Nebr.....52	■Alfalfa Center, Nebr.	■Brownson, Nebr.....1, 2	■Brownson, Nebr.....1, 2	■Campbell, Ore.....20	Chetopa, Idaho.....58	Chetopa, Idaho.....58	Desert, Cal.....3
■Anderson, Idaho.....36	■Alfalfa Center, Nebr.	■Broxton, Idaho.....20	■Broxton, Idaho.....20	■Campbell, Ore.....20	Chetopa, Idaho.....58	Chetopa, Idaho.....58	Des Moines, Ia.....1, 2
■Ankeny, Wash.....74	■Alfalfa Center, Nebr.	■Brule, Nebr.....1, 2, 17	■Brule, Nebr.....1, 2, 17	■Campbell, Ore.....20	Chetopa, Idaho.....58	Chetopa, Idaho.....58	Detroit (Enterprise), Kans.....H, 24
■Antelope, Wyo.....1, 2	■Alfalfa Center, Nebr.	■Buck Creek, Wash. 20	■Buck Creek, Wash. 20	■Campbell, Ore.....20	Chetopa, Idaho.....58	Chetopa, Idaho.....58	Devil's Slide, Utah, 1, 2
Apex, Mont.....36	■Alfalfa Center, Nebr.	■Buckingham, Ida.....71	■Buckingham, Ida.....71	■Campbell, Ore.....20	Chetopa, Idaho.....58	Chetopa, Idaho.....58	Dewey, Utah.....36
■Apex, Nev.....3	■Alfalfa Center, Nebr.	■Bucoda, Wash.....20	■Bucoda, Wash.....20	■Campbell, Ore.....20	Chetopa, Idaho.....58	Chetopa, Idaho.....58	■De Wolf, Idaho.....20
■Appleton, Idaho.....61	■Alfalfa Center, Nebr.	■Buda, Nebr.....1, 2	■Buda, Nebr.....1, 2	■Campbell, Ore.....20	Chetopa, Idaho.....58	Chetopa, Idaho.....58	Dexter, Nebr.....17
■Apple Valley, Ida.....20	■Alfalfa Center, Nebr.	■Budge, Idaho.....61	■Budge, Idaho.....61	■Campbell, Ore.....20	Chetopa, Idaho.....58	Chetopa, Idaho.....58	Diamond, Wash.....76
■Ara, Colo.....42	■Alfalfa Center, Nebr.	■Buena, Wash.....78	■Buena, Wash.....78	■Campbell, Ore.....20	Chetopa, Idaho.....58	Chetopa, Idaho.....58	Dietrich, Idaho.....20
■Arapahoe, Colo.....24	■Alfalfa Center, Nebr.	■Buena Vista, Wash. 78	■Buena Vista, Wash. 78	■Campbell, Ore.....20	Chetopa, Idaho.....58	Chetopa, Idaho.....58	Dike, Nev.....3
Arcadia, Ore.....20	■Alfalfa Center, Nebr.	■Buffalo Park, Kans. 24	■Buffalo Park, Kans. 24	■Campbell, Ore.....20	Chetopa, Idaho.....58	Chetopa, Idaho.....58	Dillon, Mont.....R, 36
■Archer, Wyo.....1, 2	■Alfalfa Center, Nebr.	■Buford, Wyo.....1, 2	■Buford, Wyo.....1, 2	■Campbell, Ore.....20	Chetopa, Idaho.....58	Chetopa, Idaho.....58	Dingle, Idaho.....20
■Arco, Idaho.....56	■Alfalfa Center, Nebr.	■Buhl, Idaho.....60, 61	■Buhl, Idaho.....60, 61	■Campbell, Ore.....20	Chetopa, Idaho.....58	Chetopa, Idaho.....58	Dishman, Wash.....79
■Arco, Nev.....24	■Alfalfa Center, Nebr.			■Campbell, Ore.....20	Chetopa, Idaho.....58	Chetopa, Idaho.....58	Divide, Mont.....36
■Arden, Nev.....3	■Alfalfa Center, Nebr.			■Campbell, Ore.....20	Chetopa, Idaho.....58	Chetopa, Idaho.....58	Dix, Nebr.....1, 2
■Arenas, Colo.....24	■Alfalfa Center, Nebr.			■Campbell, Ore.....20	Chetopa, Idaho.....58	Chetopa, Idaho.....58	Dixie, Wash.....84
■Arimo, Idaho.....36	■Alfalfa Center, Nebr.			■Campbell, Ore.....20	Chetopa, Idaho.....58	Chetopa, Idaho.....58	
■Arting, Idaho.....67	■Alfalfa Center, Nebr.			■Campbell, Ore.....20	Chetopa, Idaho.....58	Chetopa, Idaho.....58	



COAST-TO-COAST THROUGH SLEEPING CAR SERVICE

Between New York City and Los Angeles

The General No. 49 Los Angeles Limited No. 1 Daily—Example	New York and Los Angeles via Pennsylvania Railroad and Overland Route No Extra Fare	Los Angeles Limited No. 2 Pennsylvania Limited No. 2 Daily—Example	The Chicagoan No. 59 Streamliner City of Los Angeles No. 103 Daily—Example	NEW SCHEDULE Effective August 1, 1953 New York and Los Angeles via New York Central and Overland Route Extra Fare	Streamliner City of Los Angeles No. 104 The Commodore Vanderbilt No. 68 Daily—Example
4.00 SAT	Lv New York (E. S. T.)	Ar 11.25 WED	10.00 SAT	Lv New York (E.S.T.)	Ar 8.00 WED
5.26 SAT	Lv N. Philadelphia (E.S.T.)	Ar 9.53 " WED	3.00 SUN	Ar Chicago (C.S.T.)	Lv 3.00 TUE
11.59 SAT	Lv Pittsburgh (E.S.T.)	Ar 2.54 WED	C. & N. W.		
7.20 SUN	Ar Chicago (C. S. T.)	Lv 6.00 TUE	7.15 SUN	Lv Chicago (C.S.T.)	Ar 10.40 TUE
C. & N. W.					
12.01 SUN	Lv Chicago (C.S.T.)	Ar 2.00 TUE	10.40 SUN	" Cedar Rapids	Lv 6.55 "
4.03 "	" Cedar Rapids	Lv 9.25 " WED	12.35 MON	" Boone	" 5.07 "
6.35 "	" Boone	Lv 7.15 " TUE	3.00 MON	Ar Omaha	Lv 2.50 TUE
9.15 SUN	Ar Omaha	Lv 4.30 TUE	Union Pacific		
Union Pacific					
9.40 SUN	Lv Omaha	Ar 4.05 TUE	3.10 MON	Lv Omaha	Ar 2.40 TUE
12.15 MON	" Grand Island	Lv 1.35 TUE	5.10 "	" Grand Island	Lv 12.31 TUE
2.30 "	Ar N. Platte (C.S.T.)	Lv 11.15 MON	6.55 "	Ar N. Platte (C.S.T.)	Lv 10.38 MON
1.40 "	Lv N. Platte (M.S.T.)	Ar 10.05 WED	6.00 "	Lv N. Platte (M.S.T.)	Ar 9.33 "
4.00 "	" Sidney	Lv 8.15 " WED	7.43 "	" Sidney	Lv 7.52 " WED
6.05 "	Ar Cheyenne	Lv 6.15 " WED	9.25 "	Ar Cheyenne	Lv 6.30 " WED
6.15 "	Lv Cheyenne	Ar 5.55 " WED	9.35 "	Lv Cheyenne	Ar 6.20 " WED
7.45 "	" Laramie	Lv 4.35 " WED	10.55 "	" Laramie	Lv 5.10 " WED
10.00 "	" Rawlins	Lv 2.10 " WED	12.40 "	" Rawlins	Lv 3.20 " WED
12.55 "	" Green River	Lv 11.20 " WED	3.00 "	" Green River	Lv 1.05 " WED
5.10 "	" Ogden	Lv 7.30 " WED	6.25 "	" Ogden	Lv 9.45 " WED
6.15 "	" Salt Lake City	Lv 6.20 " WED	7.20 "	" Salt Lake City	Lv 8.50 " WED
10.05 MON	Lv Milford (M.S.T.)	Ar 2.30 MON	10.30 MON	" Milford (M.S.T.)	Lv 5.37 MON
3.05 TUE	Lv Las Vegas (P.S.T.)	Ar 7.40 SUN	2.25 TUE	Lv Las Vegas (P.S.T.)	Ar 11.45 SUN
8.45 "	Ar San Bernardino	Lv 1.50 " WED	7.20 "	Ar San Bernardino	Lv 6.38 " WED
9.15 "	" Riverside	Lv 1.25 " WED	7.45 "	" Riverside	Lv 6.13 " WED
10.25 "	" East Los Angeles	Lv 12.20 " WED	8.40 "	" East Los Angeles	Lv 5.20 " WED
10.55 TUE	Ar Los Angeles	Lv 12.01 SUN	9.00 TUE	Ar Los Angeles	Lv 5.00 SUN
10.50 TUE	Ar Alhambra	Lv 11.35 SUN	9.05 TUE	Ar Alhambra	Lv 4.25 SUN
11.05 "	Ar Pasadena	Lv 11.20 " SUN	9.20 "	Ar Pasadena	Lv 4.10 " SUN
11.30 "	Ar Glendale (City)	Lv 10.55 " SUN	9.40 "	Ar Glendale (City)	Lv 3.40 " SUN
11.35 "	Ar Anaheim	Lv 10.50 " SUN	9.50 "	Ar Anaheim	Lv 3.45 " SUN
11.20 "	Ar Long Beach	Lv 10.55 " SUN	9.35 "	Ar Long Beach	Lv 3.45 " SUN
11.45 TUE	Ar San Pedro (P.S.T.)	Lv 10.20 SUN	10.05 TUE	Ar San Pedro (P.S.T.)	Lv 3.10 SUN

Coast-to-Coast Equipment

Nos. 49-1 and 2-2


Standard Sleeping Cars. New York City to Los Angeles—10 Roomettes, 6 Double Bedrooms.
Los Angeles to New York City—10 Roomettes, 6 Double Bedrooms.

Nos. 59-103 and 104-68

Standard Sleeping Cars. New York City to Los Angeles—10 Roomettes, 6 Double Bedrooms.
Los Angeles to New York City—10 Roomettes, 6 Double Bedrooms.

See Table A, pages 8 and 9, for schedules in effect prior to August 1.

Motor bus connections with main line trains at East Los Angeles. See tables 7, 8 and 9 for complete information on bus schedules to and from East Los Angeles.



COAST-TO-COAST THROUGH SLEEPING CAR SERVICE

Between New York City and San Francisco

The Wolverine No. 17 San Francisco Overland No. 27 See Note 1	New York and San Francisco via New York Central and Overland Route No Extra Fare	San Francisco Overland No. 28 Lake Shore Limited No. 22 See Note 2	Pennsylvania Limited No. 1 San Francisco Overland No. 27 See Note 3	New York and San Francisco via Pennsylvania Railroad and Overland Route No Extra Fare	San Francisco Overland No. 28 Pennsylvania Limited No. 2 See Note 4
---	---	--	---	--	---

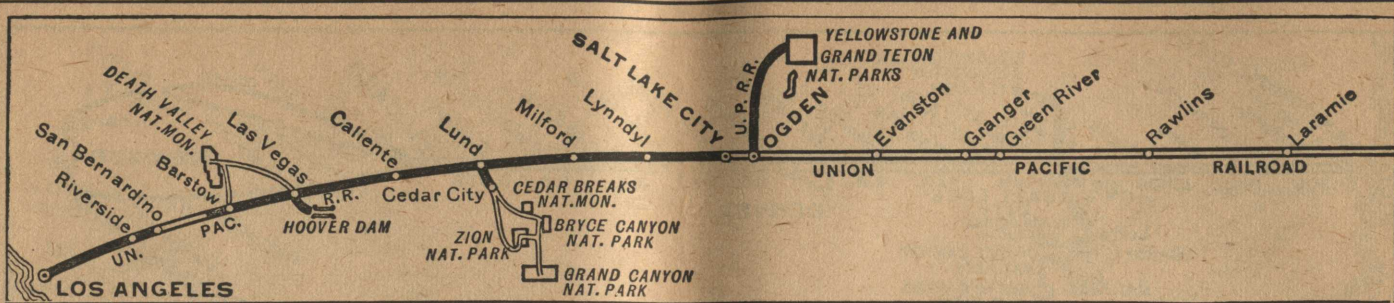
Note 1: Sleeping Car from New York — Operates Westbound Via New York Central
—ODD DAYS: June, July, Sept. and Oct.
—EVEN DAYS: Aug., Nov. and Dec.

Note 2: Sleeping Car from San Francisco — Operates Eastbound
—EVEN DAYS: June, July, Sept. and Oct.
—ODD DAYS: Aug., Nov. and Dec.

Note 3: Sleeping Car from New York — Operates Westbound Via Pennsylvania Railroad
—EVEN DAYS: June, July, Sept. and Oct.
—ODD DAYS: Aug., Nov. and Dec.

Note 4: Sleeping Car from San Francisco — Operates Eastbound
—ODD DAYS: June, July, Sept. and Oct.
—EVEN DAYS: Aug., Nov. and Dec.

EXAMPLE	New York Central	EXAMPLE	EXAMPLE	Pennsylvania Railroad	EXAMPLE
6.00 SAT	Lv New York (E.S.T.)	Ar 1.00 WED	6.10 SAT	Lv New York (E.S.T.)	Ar 11.25 WED
7.00 SUN	Lv Detroit	Ar 1.00 WED	7.44 SAT	Lv N. Philadelphia (E.S.T.)	Ar 9.53 " WED
11.15 SUN	Ar Chicago (C.S.T.)	Lv 6.30 TUE	2.29 SUN	Lv Pittsburgh (E.S.T.)	Ar 2.54 WED
C. & N. W.					
4.00 SUN	Lv Chicago (C.S.T.)	Ar 1.30 TUE	10.00 SUN	Ar Chicago (C.S.T.)	Lv 6.00 TUE
7.50 SUN	" Cedar Rapids	Ar 8.58 " WED	C. & N. W.		
10.05 SUN	" Boone	Ar 6.50 " WED	4.00 SUN	Lv Chicago (C.S.T.)	Ar 1.30 TUE
1.15 MON	Ar Omaha	Lv 4.00 TUE	7.50 " WED	" Cedar Rapids	Lv 8.58 " WED
Union Pacific					
1.45 MON	Lv Omaha	Ar 3.35 TUE	10.05 SUN	" Boone	Lv 6.50 " WED
4.22 " WED	" Grand Island	Lv 1.10 TUE	1.15 MON	Ar Omaha	Lv 4.00 TUE
6.35 " WED	Ar N. Platte (C. S. T.)	Lv 10.23 MON	Union Pacific		
6.05 " WED	Lv N. Platte (M. S. T.)	Ar 9.13 " WED	1.45 MON	Lv Omaha	Ar 3.35 TUE
8.25 " WED	" Sidney	Lv 7.22 " WED	4.22 " WED	" Grand Island	Lv 1.10 TUE
10.30 " WED	Ar Cheyenne	Lv 5.40 " WED	6.35 " WED	Ar N. Platte (C. S. T.)	Lv 10.23 MON
10.40 " WED	Lv Cheyenne	Ar 5.25 " WED	6.05 " WED	Lv N. Platte (M. S. T.)	Ar 9.13 " WED
12.10 " WED	" Laramie	Lv 4.00 " WED	8.25 " WED	" Sidney	Lv 7.22 " WED
2.25 " WED	" Rawlins	Lv 1.40 " WED	10.30 " WED	Ar Cheyenne	Lv 5.40 " WED
5.40 " WED	" Green River	Lv 11.00 " WED	10.40 " WED	Lv Cheyenne	Ar 5.25 " WED
9.30 MON	Ar Ogden (M. S. T.)	Lv 7.00 MON	12.10 " WED	" Laramie	Lv 4.00 " WED
Southern Pacific					
9.55 MON	Lv Ogden (M.S.T.)	Ar 6.25 MON	2.25 " WED	" Rawlins	Lv 1.40 " WED
7.38 TUE	" Reno (P.S.T.)	Lv 6.39 SUN	5.40 " WED	" Green River	Lv 11.00 " WED
8.33 " WED	" Truckee	Lv 5.32 " WED	9.30 MON	Ar Ogden (M. S. T.)	Lv 7.00 MON
12.32 " WED	Ar Sacramento	Lv 1.40 " WED	Southern Pacific		
12.37 " WED	Lv Sacramento	Ar 1.35 " WED	9.55 MON	Lv Ogden (M.S.T.)	Ar 6.25 MON
2.24 " WED	Ar Berkeley	Lv 11.46 " WED	7.38 TUE	" Reno (P.S.T.)	Lv 6.39 SUN
2.35 " WED	" Oakland (16th St.)	Lv 11.38 " WED	8.33 " WED	" Truckee	Lv 5.32 " WED
2.45 " WED	" Oakland Pier	Lv 11.30 " WED	12.32 " WED	Ar Sacramento	Lv 1.40 " WED
3.20 TUE	Ar San Francisco (P.S.T.)	Lv 11.00 SUN	12.37 " WED	Lv Sacramento	Ar 1.35 " WED
Coast-to-Coast Equipment					
Nos. 17-27 and 28-22		Coast-to-Coast Equipment		Nos. 1-27 and 28-2	
Standard Sleeping Car. New York City to San Francisco—10 Roomettes, 6 Double Bedrooms. San Francisco to New York City—10 Roomettes, 6 Double Bedrooms.		Standard Sleeping Car. New York City to San Francisco—10 Roomettes, 6 Double Bedrooms. San Francisco to New York City—10 Roomettes, 6 Double Bedrooms.		Standard Sleeping Car. New York City to San Francisco—10 Roomettes, 6 Double Bedrooms. San Francisco to New York City—10 Roomettes, 6 Double Bedrooms.	



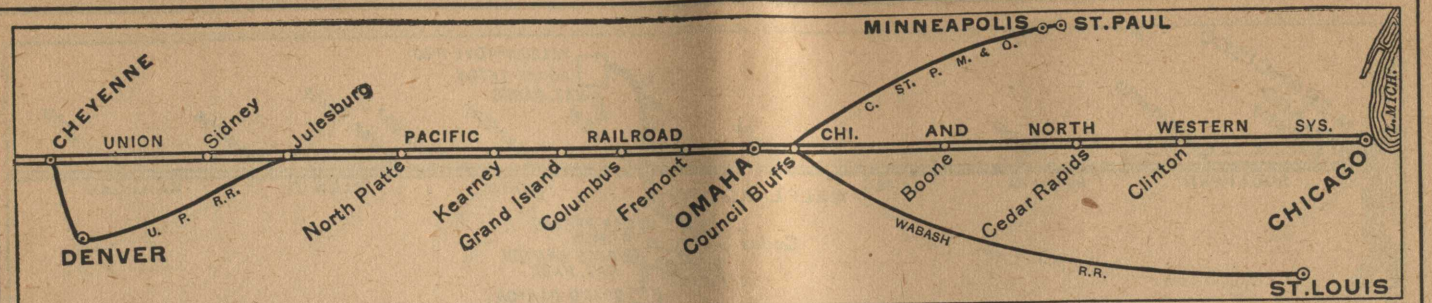
NEW YORK, CHICAGO and MINNEAPOLIS to LOS ANGELES via Omaha and Salt Lake City

Table A Condensed Schedules All Trains Daily		Streamliner City of Los Angeles 103 Daily Example	Los Angeles Limited 1 Daily Example	Idahoan City of St. Louis 11-9 Daily Example	Gold Coast Pony Express 23-37 Daily Example	Utah Parks Service 1-309 Daily Ex. Summer Service
Lv New York (EST) N.Y.C.	*10.00 SA	3.00 SA				3.00 SA
Ar Chicago (C.S.T.)	*3.00 SU	7.00 SU				7.00 SU
Lv New York (EST) Penn. RR		4.00 SA				4.00 SA
Lv N. Philadelphia (E.S.T.)		5.26 SA				5.26 SA
Ar Chicago (C.S.T.)		7.20 SU				7.20 SU
Lv Chicago (CST) C. & N.W.	7.15 SU	12.01 SU		10.30 SU		12.01 SU
Ar Omaha	3.00 MO	9.15 SU		9.45 MO		9.15 SU
Lv Minneapolis C. & N.W.		11.40 SU	11.40 SU	9.25 SU		11.40 SU
" St. Paul		12.10 "	12.10 "	10.10 SU		12.10 "
" Sioux City		6.25 "	6.25 "	7.05 MO		6.25 "
Ar Omaha		8.40 SU	8.40 SU	9.30 MO		8.40 SU
Lv Omaha (C.S.T.) Un. Pac.	3.10 MO	9.40 SU	9.55 SU	10.25 MO		9.40 SU
" Fremont		10.53 "	11.16 "	11.16 "		10.53 "
" Columbus		11.49 "	12.08 "	12.08 "		11.49 "
" Grand Island	5.10 "	12.15 MO	1.20 MO	1.20 MO		12.15 MO
" Kearney		2.15 "	2.05 "	2.05 "		2.15 "
Ar North Platte (C.S.T.)	6.55 "	2.30 "	4.20 "	3.55 "		2.30 "
Lv North Platte (M.S.T.)	6.00 "	1.40 "	3.40 "	3.05 "		1.40 "
" Sidney	7.43 "	4.00 "	6.25 "	5.25 "		4.00 "
Ar Cheyenne	9.25 "	6.05 "	8.40 "	7.35 "		6.05 "
Lv Cheyenne	9.35 "	6.15 "	9.10 "	7.45 "		6.15 "
" Laramie	10.55 "	7.45 "	10.45 "	9.25 "		7.45 "
" Rawlins	12.40 "	10.00 "	1.12 "	11.55 MO		10.00 "
" Rock Springs		3.21 "	2.07 TU	2.07 TU		3.21 "
" Green River	3.00 "	12.55 "	4.40 "	3.00 "		12.55 "
" Evanston	4.40 "	2.56 "	6.45 "	5.16 "		2.56 "
Ar Ogden	6.15 "	4.45 "	8.35 "	7.00 "		4.45 "
Lv Ogden	6.25 "	5.10 "	9.05 "	7.45 "		5.10 "
Ar Salt Lake City	7.10 "	6.05 "	10.00 "	8.40 "		6.05 "
Lv Salt Lake City	7.20 "	6.15 "	10.30 MO	9.30 "		7.20 "
Lv Milford	10.30 MO	10.05 MO	2.20 TU	2.30 "		10.05 MO
Ar Lund		3.05 TU	3.15 TU	3.15 TU		3.05 TU
Ar Cedar City		6.30 TU	6.30 TU	4.30 TU		6.30 TU
Lv Cedar City		9.00 MO	9.00 MO	2.00 TU		9.00 SA
Lv Lund		3.05 TU	3.15 TU	3.05 TU		3.05 TU
Lv Caliente (M.S.T.)		5.08 TU	5.35 TU	5.35 TU		5.08 TU
" Las Vegas (P.S.T.)	2.25 TU	3.05 TU	7.20 "	8.35 TU		7.20 "
Ar San Bernardino	7.20 TU	8.45 TU	1.10 "	3.25 WE		1.10 "
" Riverside		9.15 "	1.40 "	4.05 "		1.40 "
" East Los Angeles	8.40 "	10.25 "	2.50 "	6.00 "		2.50 "
Ar Los Angeles (P.S.T.)	9.00 TU	10.55 TU	3.15 TU	6.30 WE		3.15 TU
Ar Alhambra	9.05 TU	10.50 TU	3.10 TU	6.25 WE		3.10 TU
Ar Pasadena	9.20 TU	11.05 TU	3.25 TU	6.40 WE		3.25 TU
Ar Glendale (City)	9.40 TU	11.30 TU	3.45 TU	7.00 WE		3.45 TU
Ar Anaheim	9.50 TU	11.35 TU	3.55 TU	7.10 WE		3.55 TU
Ar Long Beach	9.35 TU	11.20 TU	3.40 TU	6.55 WE		3.40 TU
Ar San Pedro (P.S.T.)	10.05 TU	11.45 TU	4.05 TU	7.20 WE		4.05 TU

Equipment for Page 8
*** NO. 103—Streamliner CITY OF LOS ANGELES—DAILY—Extra Fare**
 Cars from Chicago run via C. & N. W. east of Omaha.
 Club Lounge Car @..... Chicago to Los Angeles—(Radio, bath).
 Observation—Lounge @..... Chicago to Los Angeles.
 Standard Sleeping Cars..... Chicago to Los Angeles—Drawing-rooms, Compartments, Bedrooms, Roomettes, Sections.
NEW—New York to Los Angeles—10 Roomettes, 6 Double Bdrm. (N.Y.C. No. 59 to Chicago). Effective Aug. 1.
 Reclining Seat—
 Leg Rest Coaches..... Chicago to Los Angeles—(all seats reserved).
 Cafe Lounge Car..... Chicago to Los Angeles—For coach passengers.
 Dining Car..... A la carte and club or table d'hote service.
*** NO. 1—LOS ANGELES LIMITED—DAILY—No Extra Fare**
 Cars from Chicago and Minneapolis-St. Paul run via C. & N. W. to Omaha; thence U. P.
 Club Lounge Car @..... Chicago to Los Angeles—(Radio, bath).
 Standard Sleeping Cars..... New York to Los Angeles—10 Roomettes, 6 Double Bedrooms (P.R.R. No. 49 to Chicago).
 Chicago to Los Angeles—2 D.R., 4 Compts., 4 Dbl. Bdrm.
 Chicago to Los Angeles—12 Roomettes, 4 Dbl. Bdrm.
 Chicago to Los Angeles—14 Sections.
 Minneapolis-St. Paul to Los Angeles—6 Sections, 6 Roomettes, 4 Dbl. Bedrooms (203-10-203 to Omaha).
 Chicago to Denver—3 Sections, 5 Double Bedrooms (No. 85 from Omaha—June 13 to Sept. 8).
 Salt Lake City to Cedar City—10 Sections, D. R., 2 Compts. (No. 309—June 14 to Sept. 9—open 9:30 p.m.).
 Chicago to Los Angeles (2 cars—all seats reserved).
 Omaha to Los Angeles (1 car—all seats reserved).
 Chicago to Denver (All seats reserved—No. 85 from Omaha—June 13 to Sept. 8).
 Reclining Seat Coaches..... Chicago to Los Angeles (coach seats reserved).
 Dining Car..... A la carte and club or table d'hote service.
*** NO. 11-9—IDAHOAN—CITY OF ST. LOUIS—DAILY**
 11 to Green River; 9 to Los Angeles.
 Club Lounge Car @..... North Platte to Los Angeles.
 Standard Sleeping Cars..... Omaha to Los Angeles—14 Sections.
 Green River to Los Angeles—12 Roomettes, 4 Double Bedrooms (No. 9 from St. Louis).
 Green River to Los Angeles—6 Sections, 6 Roomettes, 4 Double Bedrooms (No. 9 from Kansas City).
 Salt Lake City to Los Angeles—6 Sec., 6 Rmatte., 4 Dbl. Bdrm. (No. 19-18-34 from Spokane).
 Cedar City to Los Angeles—8 Sec., D. R., 2 Compts. (No. 310 to Milford—June 15 to Sept. 10).
 Reclining Seat Coaches..... Omaha to Los Angeles (not reserved).
 Green River to Los Angeles (No. 9 from St. Louis—all seats reserved).
 Ogden to Los Angeles—all seats reserved.
 Salt Lake to Cedar City (No. 309—June 14 to Sept. 9).
 Dining Car..... A la carte and club or table d'hote service.
*** NO. 23-37—GOLD COAST—PONY EXPRESS—DAILY**
 23 to Ogden; 37 to Los Angeles. Cars from Chicago run via C. & N.W. east of Omaha.
 Club Lounge Service..... Chicago to Los Angeles (Radio).
 Standard Sleeping Cars..... Chicago to Los Angeles—10 Sec., 3 Dbl. Bedrooms. Chicago to Los Angeles—14 Sections.
 Ogden to Los Angeles—10 Sections, Drawing-room, Compartment (No. 37 from Kansas City).
 Ogden to Los Angeles—10 Roomettes, 6 Double Bedrooms (No. 37 from Denver).
 Las Vegas to Los Angeles—8 Sec., D.R., 3 Dbl. Bdrms.
 Reclining Seat Coaches..... Chicago to Los Angeles.
 Dining Car..... Ogden to Los Angeles (No. 37 from Kansas City). Omaha to Las Vegas—Budget priced meals.

Footnotes for Page 8
 @ Club lounge cars are for the exclusive use of standard sleeping car passengers. The City of Los Angeles and Los Angeles Limited have lounge cars for coach passengers.
 [] Conditional stop; see Tables 1 or 3.
 ♦ Motor bus connections at East Los Angeles. See tables 7, 8 and 9 for complete information on bus schedules to and from East Los Angeles.
 ● Extra fare train; limited handling of baggage, consult agent. See tables 1 and 2.
 ★ Regularly assigned through cars air-conditioned. (f) Stops only on signal.

△ See Table 4, page 31, for condensed schedule of all service to the Utah-Arizona Parks from the East and from Los Angeles.
 ▲ Motor Bus between Lund and Cedar City. ▲ No checked baggage handled on this train. (E.S.T.) Eastern standard time. (C.S.T.) Central standard time. (M.S.T.) Mountain standard time. Time from 12.01 midnight to 12.00 noon shown in light face type.
Time from 12.01 noon to 12.00 midnight shown in heavy face type.



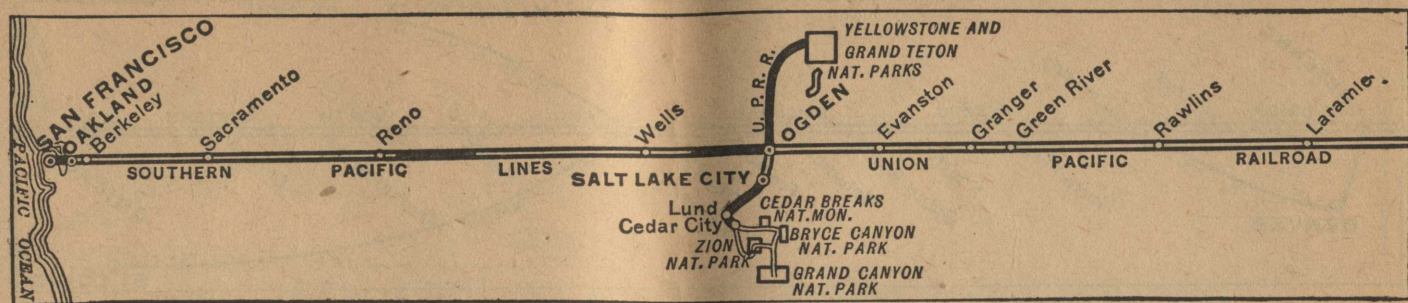
LOS ANGELES to CHICAGO, NEW YORK and MINNEAPOLIS via Salt Lake City and Omaha

Table A Condensed Schedules All Trains Daily		Streamliner City of Los Angeles 104 Daily Example	Los Angeles Limited 2 Daily Example	City of St. Louis Idahoan 10-12 Daily Example	Pony Express-Gold Coast 38-24 Daily Example	Utah Parks Special 10-309 Daily Example Summer Season
Lv San Pedro (P.S.T.)	3.10 SU	10.20 SU	8.50 SU	5.20 SU	8.50 SU	3.10 SU
Lv Long Beach	3.45 SU	10.55 SU	9.25 SU	5.55 SU	9.25 SU	3.45 SU
Lv Anaheim	3.45 SU	10.50 SU	9.20 SU	5.50 SU	9.20 SU	3.45 SU
Lv Glendale (City)	3.40 SU	10.55 SU	9.25 SU	5.55 SU	9.25 SU	3.40 SU
Lv Pasadena	4.10 SU	11.20 SU	9.50 SU	6.20 SU	9.50 SU	4.10 SU
Lv Alhambra	4.25 SU	11.35 SU	10.05 SU	6.35 SU	10.05 SU	4.25 SU
Lv Los Angeles (P.S.T.)	5.00 SU	12.01 SU	10.30 SU	7.00 SU	10.30 SU	5.00 SU
" East Los Angeles	5.20 SU	12.20 SU	10.50 SU	7.25 SU	10.50 SU	5.20 SU
" Riverside	1.25 SU	11.55 SU	8.55 SU	11.55 SU	11.55 SU	1.25 SU
" San Bernardino	6.38 SU	1.50 SU	12.20 SU	9.45 SU	12.20 SU	6.38 SU
Lv Las Vegas (P.S.T.)	11.55 SU	7.55 SU	6.30 SU	5.30 MO	6.30 SU	11.55 SU
Lv Caliente (M.S.T.)			10.15 SU	9.30 MO	10.15 SU	
Ar Lund		12.09 MO	11.40 MO	5.00 MO	12.09 MO	
Ar Cedar City		6.30 MO	6.30 MO	*1245 MO	6.30 MO	
Lv Cedar City		9.00 SU	9.00 SU	*1015 MO	9.00 SU	
Lv Lund		12.05 MO	11.40 MO	10.25 SU	12.05 MO	
Ar Milford	5.37 MO	2.20 MO	12.50 MO	12.30 MO	11.50 SU	5.37 MO
Ar Salt Lake City	8.40 MO	6.10 MO	4.45 MO	5.00 MO	4.30 MO	8.40 MO
Lv Salt Lake City	8.50 MO	6.20 MO	5.05 MO	5.30 MO	5.05 MO	8.50 MO
Ar Ogden	9.35 MO	7.10 MO	6.05 MO	6.25 MO	6.05 MO	9.35 MO
Lv Ogden	9.45 MO	7.30 MO	6.50 MO	7.15 MO	7.30 MO	9.45 MO
" Evanston	11.14 MO	9.19 MO	8.34 MO	9.20 MO	9.19 MO	11.14 MO
" Green River	1.05 MO	11.20 MO	11.10 MO	12.15 TU	11.20 MO	1.05 MO
" Rock Springs			11.37 MO	12.38 MO		
" Rawlins	3.20 MO	2.10 MO	2.00 MO	3.20 MO	2.10 MO	3.20 MO
" Laramie	5.10 MO	4.35 MO	4.20 MO	6.35 MO	4.35 MO	5.10 MO
Ar Cheyenne	6.20 MO	5.55 MO	5.40 MO	8.15 MO	5.55 MO	6.20 MO
Lv Cheyenne	6.30 MO	6.15 MO	6.20 MO	8.30 MO	6.15 MO	6.30 MO
Ar Sidney	7.52 MO	8.15 MO	8.45 MO	10.20 MO	8.15 MO	7.52 MO
Ar North Platte (M.S.T.)	9.33 MO	10.05 MO	10.55 MO	12.30 MO	10.05 MO	9.33 MO
Lv North Platte (C.S.T.)	10.38 MO	11.15 MO	12.15 TU	1.40 MO	11.15 MO	10.38 MO
" Kearney			2.09 MO	3.40 MO		
" Grand Island	12.31 TU	1.35 MO	3.25 MO	4.45 MO	1.35 MO	12.31 TU
" Columbus			4.46 MO	5.52 MO		
" Fremont			5.44 MO	6.49 MO		
Ar Omaha	2.40 TU	4.05 TU	6.40 TU	7.50 TU	4.05 TU	2.40 TU
Lv Omaha C. & N.W.	2.50 TU	4.30 TU		8.30 TU	4.30 TU	2.50 TU
Ar Chicago (C.S.T.)	10.40 TU	2.00 TU		7.30 WE	2.00 TU	10.40 TU
Lv Chicago (CT) Penn. RR		6.00 TU			6.00 TU	
Ar N. Phila., Pa. (E.S.T.)		9.53 WE			9.53 WE	
Ar New York (E.S.T.)		11.25 WE			11.25 WE	
Lv Chicago (CST) N.Y.C.	*3.00 TU	6.30 TU			6.30 WE	*3.00 TU
Ar New York (E.S.T.)	*8.00 WE	1.00 WE			1.00 TU	*8.00 WE
Lv Omaha C. & N.W.		9.25 TU		9.45 TU	9.25 TU	
Ar Sioux City		11.50 TU		12.40 WE	11.50 TU	
Ar St. Paul		6.15 TU		8.35 TU	6.15 TU	
Ar Minneapolis (C.S.T.)		6.50 TU		9.15 WE	6.50 TU	

Equipment for Page 9
*** NO. 104—Streamliner CITY OF LOS ANGELES—Daily—Extra Fare**
 Cars to Chicago run via C. & N. W. east of Omaha.
 Club Lounge Car @..... Los Angeles to Chicago—(Radio, bath).
 Observation—Lounge @..... Los Angeles—Chicago.
 Stand. Sleeping Cars..... Los Angeles to Chicago—Drawing-rooms, Compartments, Bedrooms, Roomettes, Sections.
NEW—Los Angeles to New York—10 Roomettes, 6 Double Bdrm. (N.Y.C. No. 68 east of Chicago). Eff. Aug. 1.
 Reclining Seat—
 Leg Rest Coaches..... Los Angeles to Chicago—(all seats reserved).
 Cafe Lounge Car..... Los Angeles to Chicago—For coach passengers.
 Dining Car..... A la carte and club or table d'hote service.
*** NO. 2—LOS ANGELES LIMITED—DAILY—No Extra Fare**
 Cars to Chicago and St. Paul-Minneapolis run via C. & N. W. east of Omaha.
 Club Lounge Car @..... Los Angeles to Chicago—(Radio, bath).
 Standard Sleeping Cars..... Los Angeles to New York—10 Roomettes, 6 Double Bedrooms (P.R.R. No. 2 east of Chicago).
 Los Angeles to Chicago—2 Drawing-rooms, 4 Compartments, 4 Double Bedrooms.
 Los Angeles to Chicago—12 Roomettes, 4 Dbl. Bdrm.
 Los Angeles to Chicago—14 Sections.
 Los Angeles to St. Paul-Minneapolis—6 Secs., 6 Roomettes, 4 Double Bedrooms (204-9-204 east of Omaha).
 Denver to Chicago—8 Sections, 5 Double Bedrooms (No. 86 to Omaha—June 14 to Sept. 9).
 Cedar City to Salt Lake City—10 Sections, D.R., Compts. (No. 310—June 15 to Sept. 10—occupancy 7:30 a.m.).
 Reclining Seat Coaches..... Los Angeles to Chicago (2 cars—all seats reserved).
 Los Angeles to Omaha (1 car—all seats reserved).
 Denver to Chicago (One car—all seats reserved—No. 86 to Omaha—June 14 to Sept. 9).
 Coach Lounge Car..... Los Angeles to Chicago (coach seats reserved).
 Dining Car..... A la carte and club or table d'hote service.
*** NO. 10-12—CITY OF ST. LOUIS—IDAHOAN**
 No. 10 to Green River; No. 12 to Omaha.
 Club Lounge Service @..... Los Angeles to North Platte.
 Standard Sleeping Cars..... Los Angeles to Omaha—14 Sections.
 Los Angeles to Green River—12 Roomettes, 4 Double Bedrooms (No. 10 to St. Louis).
 Los Angeles to Green River—6 Sections, 6 Roomettes, 4 Double Bedrooms (No. 10 to Kansas City).
 Los Angeles to Cedar City—8 Sec., D.R., Compts., (No. 309 Milford to Cedar City—June 14 to Sept. 9).
 Reclining Seat Coaches..... Los Angeles to Omaha—all seats reserved only between Los Angeles and Las Vegas.
 Los Angeles to Green River (No. 10 to St. Louis—all seats reserved).
 Los Angeles to Ogden—all seats reserved.
 Cedar City to Salt Lake City (No. 310—June 15 to Sept. 10).
 Dining Car..... Los Angeles to North Platte—a la carte and club or table d'hote service.
*** NO. 38-24—PONY EXPRESS—GOLD COAST—DAILY**
 38 to Ogden; 24 to Chicago. Cars to Chicago run via C. & N.W. east of Omaha.
 Club Lounge Service..... Los Angeles to Chicago (Radio).
 Standard Sleeping Cars..... Los Angeles to Chicago—10 Sec., 3 Dbl. Bedrooms. Los Angeles to Chicago—14 Sections. Drawing Room, Compartment (No. 38 to Kansas City).
 Los Angeles to Ogden—10 Roomettes, 6 Bedrooms (No. 38 to Denver).
 Los Angeles to Las Vegas—8 Sec., D.R., 3 Dbl. Bdrms.
 Reclining Seat Coaches..... Los Angeles to Chicago.
 Dining Car..... Los Angeles to Ogden (No. 38 for Kansas City). Las Vegas to Omaha—Budget priced meals.

Footnotes for Page 9
 @ Club lounge cars are for the exclusive use of standard sleeping car passengers. The City of Los Angeles and Los Angeles Limited have lounge cars for coach passengers.
 [] Conditional stop; see Tables 1 or 3.
 ♦ Motor bus connections at East Los Angeles. See tables 7, 8 and 9 for complete information on bus schedules to and from East Los Angeles. * Effective August 1, 1953.
 ● Extra fare train; limited handling of baggage, consult agent. See tables 1 and 2.
 ★ Regularly assigned through cars air-conditioned. (f) Stops only on signal.

△ See Table 4, page 31, for condensed schedule of all service to the Utah-Arizona Parks from the East and from Los Angeles.
 ▲ Motor Bus between Lund and Cedar City. ▲ No checked baggage handled on this train. (E.S.T.) Eastern standard time. (C.S.T.) Central standard time. (M.S.T.) Mountain standard time. Time from 12.01 midnight to 12.00 noon shown in light face type.
Time from 12.01 noon to 12.00 midnight shown in heavy face type.



NEW YORK and CHICAGO to SAN FRANCISCO via Omaha

Table B Condensed Schedules All Trains Daily		Streamliner City of San Francisco 101 Daily Example	San Francisco Overland 27 Daily Example	Gold Coast 23 Daily Example
Lv New York (E.S.T.) N.Y.C.			6.00 SAT	
Lv Detroit			7.00 SUN	
Ar Chicago (C.S.T.)			11.15 SUN	
Lv New York (EST) Penn.R.R.			6.10 SAT	
Lv N. Phila., Pa. (E.S.T.)			7.44 SAT	
Ar Chicago (C.S.T.)			10.00 SUN	
C. & N. W.				
Lv Chicago (C.S.T.)	7.00 SUN	4.00 SUN	10.30 SUN	
Lv Clinton	9.14 "	6.30 "	1.30 SUN	
Lv Cedar Rapids	10.25 SUN	7.50 SUN	3.21 MON	
Ar Council Bluffs	2.33 MON	12.59 MON	9.20 "	
Ar Omaha	2.45 MON	1.15 MON	9.45 MON	
C. & N. W.				
Lv Minneapolis		203-10-203	201-2-201	
Lv St. Paul		11.40 SUN	9.25 SUN	
Lv Sioux City		12.10 "	10.10 SUN	
Ar Omaha		6.25 SUN	7.05 MON	
		8.40 SUN	9.30 MON	
Union Pacific				
Lv Omaha (C.S.T.)	2.55 MON	1.45 MON	10.25 MON	
Ar Fremont			11.16 "	
Ar Columbus			12.08 "	
Ar Grand Island	4.55 "	4.22 "	1.20 "	
Ar Kearney			2.05 "	
Ar North Platte (C.S.T.)	6.40 "	6.35 "	3.55 "	
Lv North Platte (M.S.T.)	5.45 "	6.05 "	3.05 "	
Ar Sidney	7.28 "	8.25 "	5.25 "	
Ar Cheyenne	9.10 "	10.30 "	7.35 "	
Lv Cheyenne	9.20 "	10.40 "	7.45 "	
Ar Laramie	10.40 "	12.10 "	9.25 "	
Ar Rawlins	12.30 "	2.25 "	11.55 MON	
Ar Rock Springs			2.07 TUE	
Ar Green River	2.40 "	5.05 "	2.30 "	
Lv Green River	2.50 "	5.40 "	3.00 "	
Ar Evanston	4.30 "	7.47 "	5.16 "	
Ar Ogden (M.S.T.)	6.05 MON	9.30 MON	7.00 TUE	
Lv Salt Lake City (M.S.T.)		7.15 MON	6.20 TUE	
Southern Pacific				
Lv Ogden (M.S.T.)	6.22 MON	9.55 MON	8.10 TUE	
Ar Reno (P.S.T.)	2.17 TUE	7.38 TUE	9.45 TUE	
Ar Truckee		8.33 "	10.50 TUE	
Ar Sacramento	6.42 "	12.32 "	3.20 WED	
Lv Sacramento	6.48 "	12.37 "	3.40 "	
Ar Berkeley	8.21 "	2.24 "	5.40 "	
Ar Oakland (16th St.)	8.31 "	2.35 "	5.50 "	
Ar Oakland Pier	8.40 "	2.45 "	6.00 "	
Ar San Francisco (P.S.T.)	9.15 TUE	3.20 TUE	6.35 WED	

Equipment for Page 10

★ **NO. 101—Streamliner CITY OF SAN FRANCISCO—Daily—Extra Fare**
Cars from Chicago run via C. & N. W. to Omaha; U. P. to Ogden; S. P. to San Francisco.

Club Lounge Car @..... Chicago to San Francisco (Radio, bath, valet service.)
Standard Sleeping Cars..... Chicago to San Francisco—Drawing-rooms, Compts., Double Bedrooms, Roomettes, Sections.

Reclining Seat—
Leg Rest Coaches..... Chicago to San Francisco—(all seats reserved).
Cafe Lounge Car..... Chicago to San Francisco—Moderately priced meals and lounge for coach passengers.

Dining Car..... A la carte and club or table d'hote service.

★ **NO. 27—SAN FRANCISCO OVERLAND—DAILY—NO EXTRA FARE**
Cars from Chicago run via C. & N. W. to Omaha; U. P. to Ogden; S. P. to San Francisco.

Club Lounge Car @..... Chicago to San Francisco (Radio).
Standard Sleeping Cars..... New York to San Francisco—10 Roomettes, 6 Double Bedrooms (P.R.R. No. 1 to Chicago).
Car operates every other day—see Page 7.
New York to San Francisco—10 Roomettes, 6 Double Bedrooms (N.Y.C. No. 17 to Chicago).
Car operates every other day—see Page 7.
Chicago to San Francisco—10 Roomettes, 6 Double Bedrooms.

Chicago to San Francisco—2 Drawing-rooms, 4 Compartments, 4 Double Bedrooms.
Chicago to San Francisco—6 Sections, 6 Roomettes, 4 Double Bedrooms.
Chicago to West Yellowstone—10 Sec. 1 D.R., 2 Compt. (No. 11-35 from Green River—June 20 to Sept. 8).
Ogden to San Francisco—6 Sections, 6 Roomettes, 4 Double Bedrooms (No. 9 from St. Louis).
Salt Lake City to San Francisco—6 Sections, 6 Roomettes, 4 Double Bedrooms (No. 6 to Ogden).

Reclining Seat Coaches..... Chicago to San Francisco (all seats reserved).
Ogden to San Francisco (No. 9 from St. Louis—all seats reserved).

Club Lounge Car..... Chicago to San Francisco (for exclusive use of coach passengers). (Radio).
Dining Car..... A la carte and club or table d'hote service.

★ **NO. 23—GOLD COAST—DAILY**
Cars from Chicago run via C. & N. W. to Omaha; U. P. to Ogden; S. P. to San Francisco.

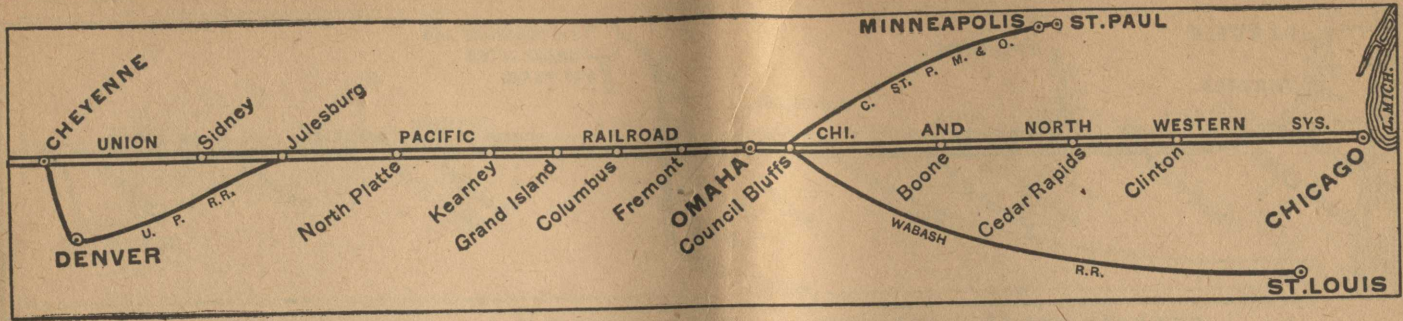
Club Lounge Car..... Chicago to San Francisco (Radio).
Standard Sleeping Cars..... Chicago to San Francisco—12 Sections, D.R. (2 cars).
Ogden to San Francisco—12 Sections, Drawing-room (No. 37 from Denver).

Reclining Seat Coaches..... Chicago to San Francisco. (Not reserved).
Dining Car..... A la carte and club or table d'hote service west of Ogden. Budget priced meals and a la carte service on Union Pacific Railroad east of Ogden.

Footnotes for Page 10

Passengers Use Ferry Steamer between Oakland Pier and San Francisco.

- ⊗ Club lounge cars are for the exclusive use of standard sleeping car passengers. The City of San Francisco and San Francisco Overland have lounge cars for coach passengers.
- Extra fare train; limited handling of baggage, consult agent. See tables 1 and 2.
- ▲ Limited handling of checked baggage on this train; consult agent.
- (f) Stops only on signal.
- ★ Regularly assigned through cars air-conditioned. □ Conditional stop; see table 1.
- (E.S.T.) Eastern standard time. (C.S.T.) Central standard time. (M.S.T.) Mountain standard time. (P.S.T.) Pacific standard time.
- Time from 12:01 midnight to 12:00 noon shown in light face type.
- Time from 12:01 noon to 12:00 midnight shown in heavy face type.



SAN FRANCISCO to CHICAGO, and NEW YORK via Omaha

Table B Condensed Schedules All Trains Daily		Streamliner City of San Francisco 102 Daily Example	San Francisco Overland 28 Daily Example	Gold Coast 24 Daily Example
Southern Pacific				
Lv San Francisco (P.S.T.)	5.00 SUN	11.00 SUN	6.30 SUN	
Ar Oakland Pier	5.30 "	11.30 "	7.00 "	
Ar Oakland (16th St.)	5.37 "	11.38 "	7.08 "	
Ar Berkeley	5.45 "	11.46 "	7.17 "	
Ar Sacramento	7.20 "	1.35 "	9.20 "	
Lv Sacramento	7.25 "	1.40 "	9.40 SUN	
Ar Truckee		5.32 "	1.58 MON	
Ar Reno (P.S.T.)	11.51 SUN	6.39 SUN	3.20 "	
Ar Ogden (M.S.T.)	9.40 MON	6.25 MON	6.30 MON	
Union Pacific				
Ar Salt Lake City (M.S.T.)		8.00 MON	9.45 MON	
Lv Ogden (M.S.T.)	9.55 MON	7.00 MON	7.15 MON	
Ar Evanston	11.24 "	8.50 "	9.20 "	
Ar Green River	1.05 "	10.50 "	11.40 MON	
Lv Green River	1.15 "	11.00 "	12.15 TUE	
Ar Rock Springs			12.38 "	
Ar Rawlins	3.30 "	1.40 "	3.20 "	
Ar Laramie	5.20 "	4.00 "	6.35 "	
Ar Cheyenne	6.30 "	5.25 "	8.15 "	
Lv Cheyenne	6.40 "	5.40 "	8.30 "	
Ar Sidney	8.02 "	7.22 "	10.20 "	
Ar North Platte (M.S.T.)	9.43 "	9.13 "	12.30 "	
Lv North Platte (C.S.T.)	10.48 "	10.23 "	1.40 "	
Ar Kearney			3.40 "	
Ar Grand Island	12.40 TUE	1.10 TUE	4.45 "	
Ar Columbus			5.52 "	
Ar Fremont			6.49 "	
Ar Omaha	2.50 TUE	3.35 TUE	7.50 TUE	
C. & N. W.				
Lv Omaha	3.00 TUE	4.00 TUE	8.30 TUE	
Ar Council Bluffs	3.10 "	4.10 "	8.45 TUE	
Ar Cedar Rapids	7.14 "	8.58 "	2.35 WED	
Ar Clinton	8.30 "	10.30 "	4.20 "	
Ar Chicago (C.S.T.)	11.00 TUE	1.30 TUE	7.30 WED	
C. & N. W.				
Lv Omaha		(204-9-204)	(202-1-202)	
Ar Sioux City		9.25 TUE	9.45 TUE	
Ar St. Paul		11.50 "	12.25 WED	
Ar Minneapolis (C.S.T.)		6.15 "	8.35 "	
		6.50 TUE	9.15 WED	
Lv Chicago (C.S.T.) N.Y.C.		6.30 TUE		
Ar New York (E.S.T.)		1.00 WED		
Lv Chicago (C.S.T.) Penn.R.R.		6.00 TUE		
Ar N. Phila., Pa. (E.S.T.)		9.53 WED		
Ar New York (E.S.T.)		11.25 WED		

Equipment for Page 11

★ **NO. 102—Streamliner CITY OF SAN FRANCISCO—Daily—Extra Fare**
Runs via S. P. to Ogden, and via C. & N. W. east of Omaha.

Club Lounge Car @..... San Francisco to Chicago—(Radio, bath, valet service).
Standard Sleeping Cars..... San Francisco to Chicago—Drawing rooms, Compts., Double Bedrooms, Roomettes, Sections.

Reclining Seat—
Leg Rest Coaches..... San Francisco to Chicago—(all seats reserved).
Cafe Lounge Car..... San Francisco to Chicago—Moderately priced meals and lounge for coach passengers.

Dining Car..... A la carte and club or table d'hote service.

★ **NO. 28—SAN FRANCISCO OVERLAND—DAILY—No Extra Fare**
Runs via S. P. to Ogden, and via C. & N. W. east of Omaha.

Club Lounge Car @..... San Francisco to Chicago (Radio).
Standard Sleeping Cars..... San Francisco to New York—10 Roomettes, 6 Double Bedrooms (P.R.R. No. 2 east of Chicago).
Car operates every other day—see Page 7.
San Francisco to New York—10 Roomettes, 6 Double Bedrooms (N.Y.C. No. 22 east of Chicago).
Car operates every other day—see Page 7.
San Francisco to Chicago—10 Roomettes, 6 Double Bedrooms.

San Francisco to Chicago—2 Drawing-rooms, 4 Compartments, 4 Double Bedrooms.
San Francisco to Chicago—6 Sections, 6 Roomettes, 4 Double Bedrooms.

San Francisco to Ogden—6 Sections, 6 Roomettes, 4 Double Bedrooms (U.P.-Wab. 10 to St. Louis).
San Francisco to Salt Lake City—6 Sections, 6 Roomettes, 4 Double Bedrooms (No. 37 south of Ogden).
West Yellowstone to Chicago—10 Sections, D. R., Compts. (Nos. 36-12 to Green River—June 22 to Sept. 10).

Reclining Seat Coaches..... San Francisco to Chicago (all seats reserved).
San Francisco to Ogden (No. 10 to St. Louis—all seats reserved).

Club Lounge Car..... San Francisco to Chicago (for exclusive use of coach passengers). (Radio).
Dining Car..... A la carte and club or table d'hote service.

★ **NO. 24—GOLD COAST—DAILY**
Runs via S. P. to Ogden, and via C. & N. W. east of Omaha.

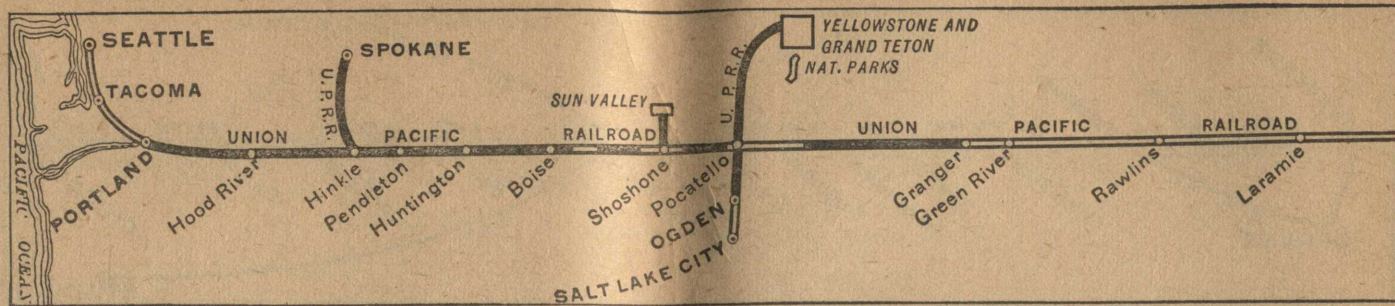
Club Lounge Car..... San Francisco to Chicago (Radio).
Standard Sleeping Cars..... San Francisco to Chicago—12 Sections, D.R. (2 cars).
San Francisco to Ogden—12 Sections, Drawing-room (No. 38 to Denver).

Reclining Seat Coaches..... San Francisco to Chicago (not reserved).
Dining Car..... A la carte and club or table d'hote service west of Ogden. Budget priced meals and a la carte service on Union Pacific Railroad east of Ogden.

Footnotes for Page 11

Passengers Use Ferry Steamer between San Francisco and Oakland Pier.

- ⊗ Club lounge cars are for the exclusive use of standard sleeping car passengers. The City of San Francisco and San Francisco Overland have lounge cars for coach passengers.
- Extra fare train; limited handling of baggage, consult agent. See tables 1 and 2.
- ▲ Limited handling of checked baggage on this train; consult agent.
- (f) Stops only on signal.
- ★ Regularly assigned through cars air-conditioned. □ Conditional stop; see Table 2.
- (E.S.T.) Eastern standard time. (C.S.T.) Central standard time. (M.S.T.) Mountain standard time. (P.S.T.) Pacific standard time.
- Time from 12:01 midnight to 12:00 noon shown in light face type.
- Time from 12:01 noon to 12:00 midnight shown in heavy face type.



CHICAGO to PORTLAND and SEATTLE via Omaha

Table C Condensed Schedules All Trains Daily		Streamliner City of Portland 105 Daily Example	Gold Coast- Portland Rose 23-17 Daily Example	Idahoan 11 Daily Example	San Fran. Overland Yel. Spec. 27-11-35 Summer Season Example
C. & N. W.					
Lv Chicago (C.S.T.)	5.30 SUN	10.30 SUN			4.00 SUN
Ar Omaha	1.30 MON	9.45 MON			1.15 MON
Union Pacific					
Lv Omaha	1.40 MON	10.25 MON	9.55 SUN	1.45 MON	
Ar Fremont	3.10 " "	11.16 " "	10.53 " "	3.10 " "	
Ar Columbus	3.40 " "	12.08 " "	11.49 SUN	3.40 " "	
Ar Grand Island	3.40 " "	1.20 MON	1.20 MON	4.22 " "	
Ar Kearney	5.25 " "	2.05 " "	2.15 " "	6.35 " "	
Ar North Platte (C.S.T.)	5.25 " "	3.55 " "	4.20 " "	6.35 " "	
Ar North Platte (M.S.T.)	4.30 " "	3.05 " "	3.40 " "	6.05 " "	
Ar Sidney	6.15 " "	5.25 " "	6.25 " "	8.25 " "	
Ar Cheyenne	7.55 " "	7.35 " "	8.40 " "	10.30 " "	
Ar Cheyenne	8.05 " "	7.35 " "	9.10 " "	10.40 " "	
Ar Laramie	9.25 " "	9.25 " "	10.45 " "	12.10 " "	
Ar Rawlins	11.15 " "	11.55 MON	1.12 " "	2.25 " "	
Ar Rock Springs	1.35 " "	2.07 TUE	3.21 " "	5.25 " "	
Ar Green River	1.35 " "	3.25 " "	5.25 " "	6.45 " "	
Ar Kemmerer	2.43 " "	5.05 " "	6.45 " "	8.20 " "	
Ar Montpelier	4.00 " "	7.05 " "	8.20 " "	10.30 " "	
Ar Pocatello	5.45 MON	9.35 TUE	10.30 MON	10.30 MON	
West Yellowstone					
Ar West Yellowstone	(Summer Season)	7.30 MON	7.30 TUE	7.30 TUE	
West Yellowstone					
Lv West Yellowstone	7.30 MON	11.15 MON	11.15 MON	11.15 MON	
Ar Pocatello	5.55 MON	10.35 TUE	11.48 TUE	12.18 TUE	
Ar Minidoka	7.32 MON	12.40 TUE	1.05 TUE	1.05 TUE	
Ar Shoshone	7.32 MON	12.40 TUE	1.05 TUE	1.05 TUE	
Shoshone					
Lv Shoshone	7.35 MON	12.45 TUE	1.20 TUE	1.20 TUE	
Ar Sun Valley (Ketchum)	9.35 MON	1.25 TUE	3.20 TUE	3.20 TUE	
Sun Valley (Ketchum)					
Lv Sun Valley (Ketchum)	5.25 MON	10.35 TUE	11.00 MON	11.00 MON	
Ar Shoshone	7.25 MON	12.35 TUE	1.00 TUE	1.00 TUE	
Shoshone					
Lv Shoshone	7.32 MON	12.40 TUE	1.05 TUE	1.05 TUE	
Ar Glens Ferry	8.25 " "	2.00 " "	2.15 " "	3.59 " "	
Ar Boise	9.40 " "	3.45 " "	4.36 " "	5.35 " "	
Ar Nampa	10.08 " "	4.25 " "	5.35 " "	6.35 " "	
Ar Ontario	11.40 " "	5.25 " "	6.35 " "	7.45 " "	
Ar Huntington (M.S.T.)	11.40 " "	6.25 " "	7.45 " "	8.25 " "	
Ar Huntington (P.S.T.)	10.40 " "	5.35 " "	6.59 " "	7.05 " "	
Ar Baker	11.55 MON	6.59 " "	8.25 " "	8.25 " "	
Ar La Grande	1.05 TUE	8.20 " "	10.47 " "	11.30 " "	
Ar Pendleton	3.11 " "	11.00 TUE	12.01 WED	12.01 WED	
Ar Hinkle	3.50 " "	12.01 WED	1.55 " "	1.55 " "	
Ar Arlington	5.35 " "	3.25 " "	4.45 " "	5.45 " "	
Ar The Dalles	6.05 " "	4.05 " "	5.20 " "	6.00 WED	
Ar Hood River	7.30 TUE	6.00 WED	7.00 WED	8.00 WED	
Ar Portland	8.00 TUE	8.00 WED	9.00 TUE	9.00 TUE	
Ar Tacoma	11.01 " "	11.01 " "	11.59 WED	11.59 WED	
Ar Seattle (P.S.T.)	11.59 TUE	11.59 WED	12.01 TUE	12.01 TUE	

Equipment for Page 12

*** NO. 105—Streamliner CITY OF PORTLAND—DAILY—No Extra Fare**
C. & N. W. to Omaha; No. 457 Portland-Seattle.
Club Lounge Car @.....Chicago to Portland (Radio, bath).
Standard Sleeping Cars.....Chicago to Portland—2 Drawing Rooms, 4 Compartments, 4 Double Bedrooms.
Chicago to Portland—6 Sections, 6 Roomettes, 4 Double Bedrooms (2 cars).
Reclining Seat—Chicago to Seattle—12 Roomettes, 4 Double Bedrooms.
Leg Rest Coaches.....Chicago to Portland—(all seats reserved).
Cafe Lounge Car.....Chicago to Portland—Moderately priced meals and lounge for coach passengers.
Dining Car.....A la carte and club or table d'hote service.

*** NO. 23-17—GOLD COAST—PORTLAND ROSE—DAILY**
C. & N. W. No. 23 to Omaha; U. P. No. 23 to Green River; No. 17 to Portland.
Club Lounge Service.....Chicago to Portland (Radio).
Standard Sleeping Cars.....Chicago to Portland—10 Sections, 3 Double Bedrooms.
Pocatello to Spokane—6 Sec., 6 Rmte., 4 Dbl. Bdrm. (No. 10-33 from Los Angeles; No. 20 north of Hinkle).
Green River to Portland—10 Roomettes, 6 Double Bedrooms (No. 17 through from Denver).
Green River to Portland—14 Sections (No. 17 through from Denver).
Green River to Portland—10 Sections, 1 Drawing-room, 2 Compts. (No. 37-17 through from Kansas City).
West Yellowstone to Pocatello—10 Sec., D.R., Compts. (No. 36 to Pocatello—occupancy until 8:00 am) (June 22 to September 10).
Reclining Seat Coaches.....Chicago to Portland.
Green River to Portland (No. 37-17 through from Kansas City).
Green River to Spokane (No. 17 from Denver—No. 20 north of Hinkle).
Dining Car.....Omaha to Hinkle—Budget priced meals and a la carte service.

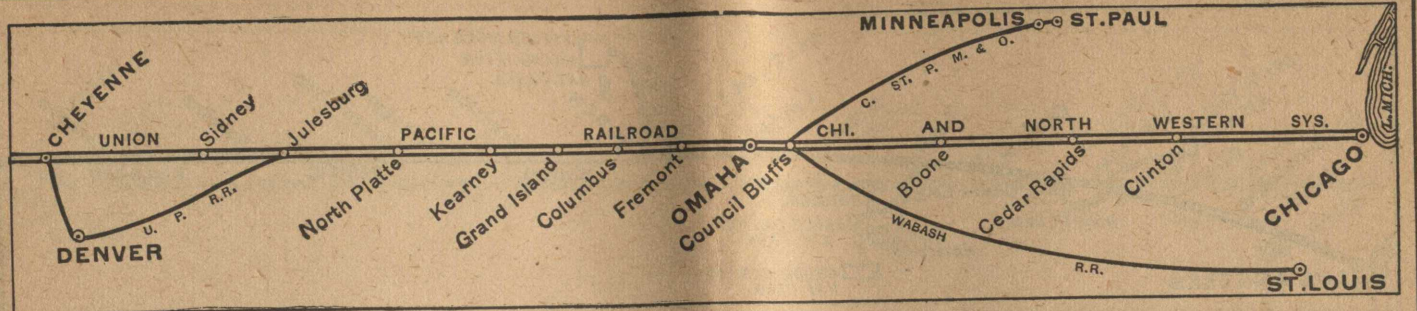
*** NO. 11—IDAHOAN—DAILY**
No. 11 Omaha to Portland; No. 459 to Seattle.
Club Lounge Car @.....North Platte to Portland (Radio).
Standard Sleeping Cars.....Omaha to Green River—14 Sections (No. 9 thru to Los Angeles).
Green River to Seattle—6 Sections, 6 Roomettes, 4 Double Bedrooms (No. 9 from St. Louis).
Pocatello to Portland—10 Sections, Drawing-room
Compartment (No. 29 from Salt Lake City).
Reclining Seat Coaches.....Omaha to Portland (not reserved).
Green River to Portland (No. 9 from St. Louis—all seats reserved).
Pocatello to Portland (No. 29 from Salt Lake City—not reserved).
Dining Car.....North Platte to Portland—a la carte and club or table d'hote service.

*** NO. 27-11-35—SAN FRAN. OVERLAND—YEL'STONE SPECIAL—DAILY THRU CARS FROM CHICAGO JUNE 20 THRU SEPT. 8**
C. & N. W. No. 27 to Omaha; U. P. No. 27 to Green River; No. 11 to Pocatello; No. 35 to West Yellowstone.
Club Lounge Service @.....Chicago to West Yellowstone.
Standard Sleeping Car.....Chicago to West Yellowstone—10 Sec., D.R., Compts. Pocatello to West Yellowstone—10 Sections, Drawing-room, Compartments (open 9:30 p.m.).
Reclining Seat Coaches.....Chicago to Green River (reserved); Green River to Pocatello; Pocatello to West Yellowstone.
Dining Car.....Chicago to Pocatello.

Footnotes for Page 12

⊗ Club lounge cars are for the exclusive use of standard sleeping car passengers.
The City of Portland and the San Francisco Overland have lounge cars for coach passengers.
● Limited handling of checked baggage on Train 105; consult agent.
⊠ Conditional stop; see Table 1 or 2. □ Runs via Borie Cut-off; not via Cheyenne.
★ Regularly assigned through cars air-conditioned. (f) Stops only on signal.
† Motor Bus. This service is provided passengers arriving or departing Shoshone and holding through rail tickets to and from Sun Valley or Ketchum, Idaho.

■ West Yellowstone, Montana, is gateway to Yellowstone National Park. Summer Season is from June 22 through September 10.
▲ Daily train No. 459. * Daily train No. 457.
(C.S.T.) Central Standard time. (M.S.T.) Mountain Standard time.
(P.S.T.) Pacific Standard time.
Time from 12.01 midnight to 12.00 noon shown in light face type.
Time from 12.01 noon to 12.00 midnight shown in heavy face type.



SEATTLE and PORTLAND to CHICAGO via Omaha

Table C Condensed Schedules All Trains Daily		Streamliner City of Portland 105 Daily Example	Portland Rose- Gold Coast 18-24 Daily Example	Idahoan- 12 Daily Example	Yel. Spec. San Fran. Overland 36-12-28 Summer Season Example
Union Pacific					
Lv Seattle (P.S.T.)	12.30 SUN	8.55 SUN	4.45 SUN	11.45 SUN	
Ar Tacoma	1.26 " "	9.52 " "	5.52 " "	1.15 MON	
Ar Portland	4.30 SUN	9.15 SUN	9.15 SUN	6.45 MON	
Portland					
Lv Portland	5.30 SUN	9.45 SUN	8.10 MON		
Ar Hood River	6.45 " "	11.13 " "	9.38 " "		
Ar The Dalles	7.15 " "	11.50 SUN	10.15 " "		
Ar Arlington	8.55 " "	12.45 MON	11.15 " "		
Ar Hinkle	9.35 " "	2.05 " "	12.20 " "		
Ar Pendleton	11.40 SUN	5.35 " "	3.45 " "		
Ar La Grande	12.40 MON	6.47 " "	4.56 " "		
Ar Baker	2.05 " "	8.15 " "	6.20 " "		
Ar Huntington (P.S.T.)	3.05 " "	9.25 " "	7.30 " "		
Ar Huntington (M.S.T.)	4.36 " "	10.20 " "	8.25 " "		
Ar Ontario	5.00 " "	11.20 " "	9.27 " "		
Ar Nampa	6.10 " "	11.50 " "	10.15 MON		
Ar Boise	7.05 MON	1.30 " "	12.01 TUE		
Ar Glens Ferry	7.05 MON	2.40 MON	1.15 TUE		
Ar Shoshone	7.10 MON	2.45 MON	1.20 TUE		
Ar Sun Valley (Ketchum)	9.10 MON	4.45 MON	3.20 TUE		
Sun Valley (Ketchum)					
Lv Sun Valley (Ketchum)	5.00 MON	12.35 MON	11.00 MON		
Ar Shoshone	7.00 MON	2.35 MON	1.00 TUE		
Shoshone					
Lv Shoshone	7.05 MON	2.40 MON	1.15 TUE		
Ar Minidoka	8.45 MON	3.35 " "	2.15 " "		
Ar Pocatello	8.45 MON	4.45 MON	3.30 TUE		
West Yellowstone					
Ar West Yellowstone	(Summer Season)	7.30 TUE	7.30 MON		
West Yellowstone					
Lv West Yellowstone	(Summer Season)	7.30 MON	7.30 MON		
Pocatello					
Lv Pocatello	8.55 MON	5.20 MON	4.00 TUE	4.00 TUE	
Ar Montpelier	10.45 " "	7.50 " "	6.40 " "	6.40 " "	
Ar Kemmerer	12.03 " "	9.41 MON	8.26 " "	8.26 " "	
Ar Green River	1.25 " "	12.15 TUE	11.10 " "	11.00 " "	
Ar Rock Springs	3.40 " "	12.38 " "	11.37 " "	11.37 " "	
Ar Rawlins	5.40 " "	3.20 " "	2.00 " "	1.40 " "	
Ar Laramie	5.30 " "	6.35 " "	4.20 " "	4.00 " "	
Ar Cheyenne	6.40 " "	8.30 " "	5.40 " "	5.25 " "	
Ar Cheyenne	6.50 " "	8.30 " "	6.20 " "	5.40 " "	
Ar Sidney	8.12 " "	10.20 " "	8.45 " "	7.22 " "	
Ar North Platte (M.S.T.)	9.55 " "	12.30 " "	10.55 TUE	9.13 " "	
Ar North Platte (C.S.T.)	10.58 MON	1.40 " "	12.15 WED	10.23 " "	
Ar Kearney	12.50 " "	3.40 " "	2.09 " "	1.70 WED	
Ar Grand Island	12.50 TUE	4.52 " "	3.25 " "	1.70 WED	
Ar Columbus	1.00 " "	5.52 " "	4.46 " "	1.70 WED	
Ar Fremont	3.00 " "	6.49 " "	5.44 " "	1.70 WED	
Ar Omaha	3.00 TUE	7.50 TUE	6.40 WED	3.35 WED	
C. & N. W.					
Lv Omaha	3.10 TUE	8.30 TUE	8.00 WED	4.00 WED	
Ar Chicago (C.S.T.)	11.20 TUE	7.30 WED	8.45 WED	1.30 WED	

Equipment for Page 13

*** NO. 106—Streamliner CITY OF PORTLAND—Daily—No Extra Fare**
C. & N. W. east of Omaha; No. 408 Seattle-Portland.
Club Lounge Car @.....Portland to Chicago (Radio, bath).
Standard Sleeping Cars.....Portland to Chicago—2 Drawing-rooms, 4 Compartments, 4 Double Bedrooms.
Portland to Chicago—6 Sec, 6 Rmte., 4 Dbl Bdrm (2 cars).
Reclining Seat—Portland to Chicago—12 Roomettes, 4 Double Bdrm.
Leg Rest Coaches.....Portland to Chicago—(all seats reserved).
Cafe Lounge Car.....Portland to Chicago—Moderately priced meals and lounge for coach passengers.
Dining Car.....A la carte and club or table d'hote service.

*** NO. 18-24—PORTLAND ROSE—GOLD COAST—DAILY**
No. 18 to Green River; No. 24 to Chicago; C. & N. W. east of Omaha.
Club Lounge Service.....Portland to Chicago (Radio).
Standard Sleeping Cars.....Portland to Chicago—10 Sections, 3 Double Bedrooms.
Portland to Green River—10 Roomettes, 6 Double Bedrooms (No. 18 through to Denver).
Portland to Gr. River—14 Sec. (No. 18 thru to Denver).
Portland to Green River—10 Sections, 1 Drawing-room, 2 Compartments (No. 18-38 through to Kansas City).
Portland to Pocatello—10 Sections, 1 Drawing-room, 1 Compartment (No. 34 through to Salt Lake City).
Spokane to Pocatello—6 Sec., 6 Rmte., 4 Dbl. Bdrm. (No. 19 to Hinkle; No. 34-9 to Los Angeles).
Pocatello to West Yellowstone—10 Sec., D.R., Compts. (No. 35 from Pocatello—Open 9:30 pm) (June 21 to September 9).
Reclining Seat Coaches.....Portland to Chicago.
Portland to Green River (No. 18-38 to Kansas City).
Spokane to Green River (No. 19 to Hinkle—No. 18 through to Denver).
Dining Car.....Hinkle to Omaha—Budget priced meals and a la carte service.

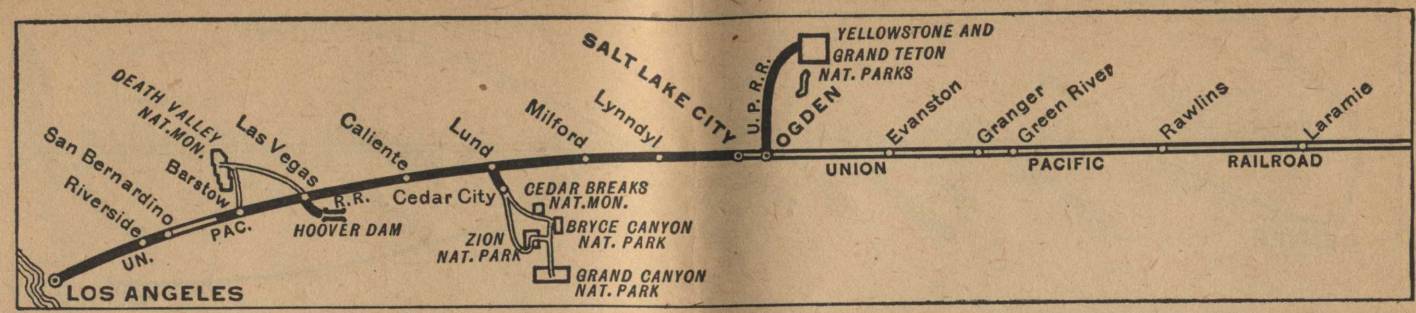
*** NO. 12—IDAHOAN—DAILY**
No. 402 to Portland; No. 12 to Omaha.
Club Lounge Car @.....Portland to North Platte (Radio).
Standard Sleeping Cars.....Seattle to Green River—6 Sections, 6 Roomettes, 4 Double Bedrooms (U.P.-Wab. 10 through to St. Louis—open 9:30 p.m.).
Nampa to Pocatello—10 Sections, 3 Double Bedrooms (No. 30 through to Salt Lake City).
Green River to Omaha—14 Sections, (No. 10 thru from Los Angeles).
Reclining Seat Coaches.....Portland to Omaha (not reserved).
Portland to Green River (No. 10 through to St. Louis—all seats reserved).
Portland to Pocatello (No. 30 to Salt Lake City—not reserved).
Dining Car.....Portland to North Platte—a la carte and club or table d'hote service.

*** NO. 36-12-28—YEL'STONE SPECIAL—SAN FRAN. OVERLAND—DAILY THRU CARS FROM WEST YELLOWSTONE JUNE 22 THRU SEPT. 10.**
No. 36 to Pocatello; No. 12 to Green River; No. 28 to Chicago; C. & N. W. east of Omaha.
Club Lounge Service.....West Yellowstone to Chicago.
Standard Sleeping Car.....West Yellowstone to Chicago—10 Sec., D.R., Compts. West Yellowstone to Pocatello—10 Sections, Drawing-room, Compartments (occupancy 8:00 a.m.).
Reclining Seat Coaches.....West Yellowstone to Pocatello; Pocatello to Green River; Green River to Chicago (reserved).
Dining Car.....Pocatello to Chicago.

Footnotes for Page 13

⊗ Club lounge cars are for the exclusive use of standard sleeping car passengers.
The City of Portland and the San Francisco Overland have lounge cars for coach passengers.
● Limited handling of checked baggage on Train 106; consult agent.
○ No. 14, local from Omaha to Chicago, carries no through cars from Union Pacific.
† Motor Bus. This service is provided passengers arriving or departing Shoshone and holding through rail tickets to and from Sun Valley or Ketchum, Idaho.
■ West Yellowstone, Montana, is gateway to Yellowstone National Park. Summer Season is from June 22 through September 10.

⊠ Conditional stop; see Table 2 or 20.
* Daily train No. 458. ▲ Daily train No. 402. † Daily Train No. 408.
★ Regularly assigned through cars air-conditioned. (f) Stops only on signal.
(C.S.T.) Central Standard time. (M.S.T.) Mountain Standard time.
(P.S.T.) Pacific Standard time.
Time from 12.01 midnight to 12.00 noon shown in light face type.
Time from 12.01 noon to 12.00 midnight shown in heavy face type.



ST. LOUIS and KANSAS CITY to LOS ANGELES via Denver

Table D
Condensed Schedules
All Trains Daily

	Streamliner City of St. Louis 9 Example	Utah Parks Special (Summer) 9-309Δ 310-9Δ Example	Pony Express 37 Example
Lv St. Louis (Wabash) (C.S.T.)	4.00 SUN	4.00 SUN	4.00 SUN
Ar Kansas City	9.00 SUN	9.00 SUN	9.00 SUN
Lv Kansas City (Union Pacific)	9.30 SUN	9.30 SUN	11.59 SUN
Ar Lawrence	10.37 SUN	10.37 SUN	12.59 MON
Ar Topeka	11.30 SUN	11.30 SUN	1.42 MON
Ar Manhattan	11.30 SUN	11.30 SUN	2.44 MON
Ar Junction City	11.59 SUN	11.59 SUN	3.29 MON
Ar Salina	12.49 MON	12.49 MON	5.04 MON
Ar Ellis (C.S.T.)	3.00 MON	3.00 MON	7.30 MON
Ar Ellis (M.S.T.)	2.09 MON	2.09 MON	7.30 MON
Ar Oakley	3.20 MON	3.20 MON	9.20 MON
Ar Denver	7.55 MON	7.55 MON	3.30 MON
Lv Denver	8.25 MON	8.25 MON	5.35 MON
Ar La Salle	9.35 MON	9.35 MON	6.27 MON
Ar Cheyenne	11.05 MON	11.05 MON	7.30 MON
Lv Cheyenne	Via	Via	Cut-off
Ar Laramie	11.45 MON	11.45 MON	9.15 MON
Ar Rawlins	1.44 TUE	1.44 TUE	11.45 MON
Ar Green River	4.40 TUE	4.40 TUE	2.45 TUE
Ar Evanston	6.45 TUE	6.45 TUE	4.50 TUE
Ar Ogden	8.35 TUE	8.35 TUE	6.35 TUE
Lv Ogden	9.05 TUE	9.05 TUE	7.00 TUE
Ar Salt Lake City	10.00 TUE	10.00 TUE	8.00 TUE
Lv Salt Lake City	10.30 MON	11.00 MON	9.30 MON
Ar Milford	2.20 TUE	4.15 TUE	2.30 TUE
Ar Lund	3.05 TUE	5.00 TUE	3.15 TUE
Ar Cedar City	4.15 TUE	6.30 TUE	4.30 TUE
Lv Cedar City	4.45 MON	9.00 MON	4.20 TUE
Lv Lund	3.05 TUE	3.05 MON	3.15 TUE
Ar Callente (M.S.T.)	5.08 TUE	5.08 TUE	5.35 TUE
Ar Las Vegas (P.S.T.)	7.05 TUE	7.05 TUE	8.10 TUE
Lv Las Vegas	7.20 TUE	7.20 TUE	8.35 TUE
Ar Barstow	11.03 TUE	11.03 TUE	1.10 WED
Ar San Bernardino	1.10 TUE	1.10 TUE	3.25 TUE
Ar Riverside	1.40 TUE	1.40 TUE	4.05 TUE
Ar East Los Angeles	2.50 TUE	2.50 TUE	6.00 TUE
Ar Los Angeles (P.S.T.)	3.15 TUE	3.15 TUE	6.30 WED
Ar Alhambra	3.10 TUE	3.10 TUE	6.25 WED
Ar Pasadena	3.25 TUE	3.25 TUE	6.40 WED
Ar Glendale (City)	3.45 TUE	3.45 TUE	7.00 WED
Ar Anaheim	3.55 TUE	3.55 TUE	7.10 WED
Ar Long Beach	3.40 TUE	3.40 TUE	6.55 WED
Ar San Pedro (P.S.T.)	4.05 TUE	4.05 TUE	7.20 WED

Equipment for Page 14

★ **NO. 9—Streamliner CITY OF ST. LOUIS—DAILY**
Wabash 9 to Kansas City; No. 9 to Los Angeles.
Club Lounge Car @..... St. Louis to Los Angeles (Radio).
Standard Sleeping Cars... St. Louis to Los Angeles—12 Rmte., 4 Double Bdrm.
St. Louis to Ogden—6 Sections, 6 Roomettes, 4 Double Bedrooms (No. 27 to San Francisco).
St. Louis to Green River—6 Sections, 6 Roomettes, 4 Double Bedrooms (No. 11-459 to Seattle).
Kansas City to Denver—10 Roomettes, 6 Dbl. Bdrm.
Kansas City to Los Ang.—6 Sec., 6 Rmte., 4 Dbl. Bdrm.
Green River to Los Angeles—14 Sec. (No. 11 from Omaha).
Salt Lake City to Los Angeles—6 Sections, 6 Roomettes, 4 Double Bdrm. (Nos. 19-18-34 from Spokane).
Salt Lake City to Cedar City—10 Sec., 1 D. R., 2 Compts. (No. 309—June 14 to September 9).
Cedar City to Los Angeles—8 Sections, D.R., Compts. (No. 310 to Milford—June 15 to September 10).
St. Louis to Los Angeles.
St. Louis to Green River (No. 11 to Portland).
St. Louis to Ogden (No. 27 to San Francisco).
Ogden to Los Angeles.
Green River to Los Angeles (from Omaha).
Salt Lake City to Cedar City (not reserved) (No. 309—June 14 to Sept. 9).

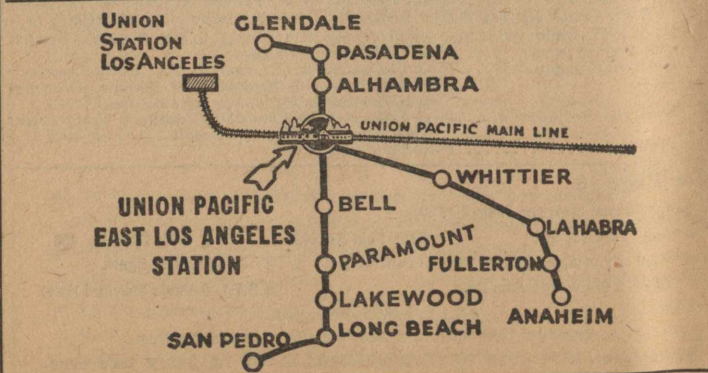
Reclining Seat Coaches...
(All Seats Reserved) ...

Cafe Lounge Car..... St. Louis to Ogden — Snack car service and lounge for coach passengers.
Dining Car..... A la carte and club or table d'hote service.

★ **NO. 37—PONY EXPRESS—DAILY**
Denver to Los Angeles (Radio).
Club Lounge Car..... Kansas City to Los Angeles—10 Sections, Drawing Room, Compartment (open 10.00 p.m.).
Denver to Salt Lake City—10 Sec., D.R., Compt.
Denver to Los Angeles—10 Rmte., 6 Double Bdrm.
Ogden to Los Angeles—10 Sections, 3 Double Bedrooms (No. 23 from Chicago).
Ogden to Los Angeles—14 Sec. (No. 23 from Chicago).
Las Vegas to Los Angeles—8 Sec., D.R., 3 Dbl. Bdrms.
Kansas City and Ogden to Los Angeles.
Kansas City to Ogden (S. P. No. 23 to San Francisco).
Dining Car..... East of Las Vegas—Budget priced meals and a la carte.

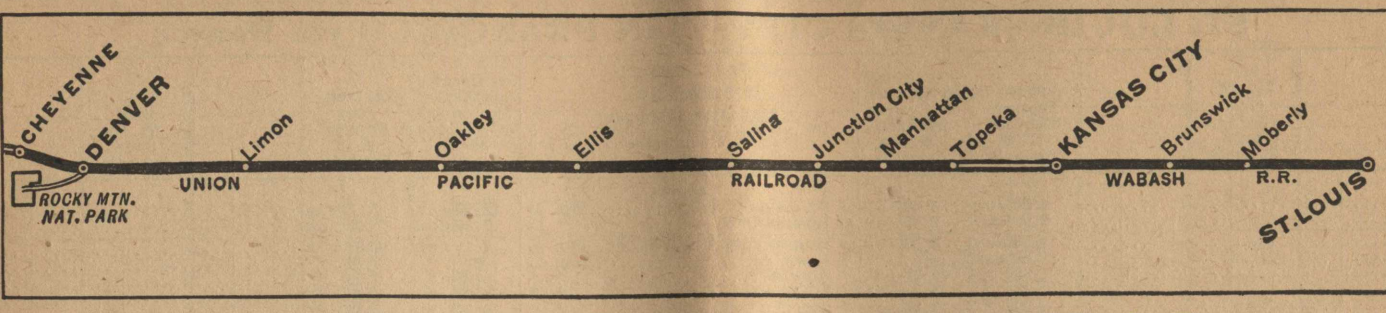
Footnotes for Page 14

Δ See Table 4, page 31, for condensed schedule of all service to the Utah-Ariz. Parks from the East and from Los Ang. (C.T.) Central time. (M.T.) Mountain time. (P.T.) Pacific time.
⊗ Club lounge cars are for the exclusive use of standard sleeping car passengers.
★ Regularly assigned through cars air-conditioned. (f) Stops only on signal.
♦ Motor Bus between Lund and Cedar City. □ Conditional stop; see Table 24 or 30.
♦ Motor bus connections with main line trains at East Los Angeles. See tables 7, 8 and 9 for complete information on bus schedules to and from East Los Angeles.
Time from 12.01 midnight to 12.00 noon shown in light face type.
Time from 12.01 noon to 12.00 midnight shown in heavy face type.



Union Pacific Motor Coach Service
TO AND FROM EAST LOS ANGELES, CALIF.

- The Union Pacific maintains a passenger station at East Los Angeles, from which it operates motor coaches direct to Glendale, Pasadena, Alhambra, San Pedro, Long Beach, Anaheim, Fullerton, La Habra, Whittier and intermediate points. See Tables 7, 8 and 9 on page 31 for local schedules of all motor coaches.
- Passengers ticketed for those places may leave train at East Los Angeles where waiting motor coaches will take them direct to destination without extra charge. Baggage too, can be checked through to any of those places. These motor coaches also deliver eastbound passengers to the East Los Angeles station.



LOS ANGELES to KANSAS CITY and ST. LOUIS via Denver

Table D
Condensed Schedules
All Trains Daily

	Streamliner City of St. Louis 10 Example	Utah Parks Special (Summer) 10-309 Δ 310-10 Δ Example	Pony Express 38 Example
Lv San Pedro (P.S.T.)	8.50 SUN	8.50 SUN	5.20 SUN
Lv Long Beach	9.25 SUN	9.25 SUN	5.55 SUN
Lv Anaheim	9.20 SUN	9.20 SUN	5.50 SUN
Lv Glendale (City)	9.25 SUN	9.25 SUN	5.55 SUN
Lv Pasadena	9.50 SUN	9.50 SUN	6.20 SUN
Lv Alhambra	10.05 SUN	10.05 SUN	6.35 SUN
Lv Los Angeles (P.S.T.)	10.30 SUN	10.30 SUN	7.00 SUN
Ar East Los Angeles	10.50 SUN	10.50 SUN	7.25 SUN
Ar Riverside	11.55 SUN	11.55 SUN	8.55 SUN
Ar San Bernardino	12.20 SUN	12.20 SUN	9.45 SUN
Ar Barstow	2.25 MON	2.25 MON	11.59 SUN
Ar Las Vegas (P.S.T.)	6.30 MON	6.30 MON	5.30 MON
Lv Caliente (M.S.T.)	10.15 SUN	10.15 SUN	9.30 MON
Ar Lund	12.05 MON	12.05 MON	11.40 MON
Ar Cedar City	4.15 MON	6.30 MON	12.45 MON
Lv Cedar City	10.45 SUN	9.00 SUN	10.15 MON
Lv Lund	12.05 MON	10.25 SUN	11.40 MON
Ar Milford	12.50 MON	11.50 SUN	12.30 MON
Ar Salt Lake City	4.45 MON	4.30 MON	5.00 MON
Lv Salt Lake City	5.05 MON	5.05 MON	5.30 MON
Ar Ogden	6.05 MON	6.05 MON	6.25 MON
Lv Ogden	6.50 MON	6.50 MON	7.10 MON
Ar Evanston	8.34 MON	8.34 MON	8.57 MON
Ar Green River	10.45 MON	10.45 MON	11.10 MON
Ar Rawlins	1.05 MON	1.05 MON	1.55 TUE
Ar Laramie	3.10 MON	3.10 MON	4.15 TUE
Ar Cheyenne	Runs	Via	Runs
Ar Cheyenne	Cut-off	Cut-off	Cut-off
Ar La Salle	2.45 MON	6.20 MON	8.00 TUE
Ar Denver	6.20 MON	6.20 MON	9.00 TUE
Lv Denver	6.50 MON	6.50 MON	9.00 TUE
Ar Oakley	11.01 MON	11.01 MON	1.33 TUE
Ar Ellis (M.S.T.)	12.12 TUE	12.12 TUE	2.55 TUE
Lv Ellis (C.S.T.)	1.21 TUE	1.21 TUE	4.05 TUE
Ar Salina	3.23 TUE	3.23 TUE	6.25 TUE
Ar Junction City	4.32 TUE	4.32 TUE	7.30 TUE
Ar Manhattan	5.03 TUE	5.03 TUE	7.55 TUE
Ar Topeka	5.53 TUE	5.53 TUE	8.55 TUE
Ar Lawrence	7.15 TUE	7.15 TUE	9.30 TUE
Ar Kansas City	7.15 TUE	7.15 TUE	10.30 TUE
Lv Kansas City (Wabash)	7.30 TUE	7.30 TUE	11.59 TUE
Ar St. Louis (C.T.)	12.29 TUE	12.29 TUE	7.35 WED

Equipment for Page 15

★ **NO. 10—Streamliner CITY OF ST. LOUIS—DAILY**
No. 10 to Kansas City; Wabash 10 to St. Louis.
Club Lounge Car @..... Los Angeles to St. Louis (Radio).
Standard Sleeping Cars... Los Angeles to St. Louis—12 Rmte., 4 Dbl. Bdrm.
Los Ang. to Kans. City—6 Sec., 6 Rmte., 4 Dbl. Bdrm.
Los Angeles to Green River—14 Sec. (No. 12 to Omaha).
Los Angeles to Salt Lake City—6 Sec., 6 Roomettes, 4 Double Bedrooms, (Nos. 33-17-20 thru to Spokane).
Los Angeles to Cedar City—8 Sections, D.R., Compts. (No. 309 from Milford—June 14 to September 9).
Cedar City to Salt Lake City—10 Sec., D.R., Compts. (No. 310—June 15 to Sept. 10—occupancy 7:30 a.m.).
Ogden to St. Louis—6 Sections, 6 Roomettes, 4 Double Bedrooms (No. 28 from San Francisco).
Green River to St. Louis—6 Sections, 6 Roomettes, 4 Double Bedrooms (No. 402-12 from Seattle).
Denver to Kansas City—10 Rmte., 6 Double Bdrm.
Los Angeles to Ogden.
Los Angeles to St. Louis.
Green River to St. Louis (No. 12 from Portland).
Ogden to St. Louis (No. 28 from San Francisco).
Los Angeles to Green River (for Omaha)—all seats reserved only between Los Angeles and Las Vegas.
Cedar City to Salt Lake City (not reserved) (No. 310—June 15 to Sept. 10).
Cafe Lounge Car..... Ogden to St. Louis—Snack car service and lounge for coach passengers.
Dining Car..... A la carte and club or table d'hote service.

★ **NO. 38—PONY EXPRESS—DAILY**
Los Angeles to Denver (Radio).
Club Lounge Car..... Los Angeles to Kansas City—10 Sections, D.R., Compt.
Standard Sleeping Cars... Los Angeles to Denver—10 Rmte., 6 Double Bdrm.
Los Angeles to Ogden—10 Sec., 3 Dbl. Bdrms. (No. 24 to Chicago).
Los Angeles to Ogden—14 Sections (No. 24 to Chicago).
Los Angeles to Las Vegas—8 Sec., D.R., 3 Dbl. Bdrms.
Salt Lake City to Denver—10 Sec., D. R., Compt.
Ogden to Denver—12 Sections, D. R. (S.P. 24 from San Francisco).
Reclining Seat Coaches... Los Angeles to Ogden and Kansas City.
Ogden to Kansas City (S.P. 24 from San Francisco).
Dining Car..... East of Las Vegas—Budget priced meals and a la carte.

Footnotes for Page 15

Δ See Table 4, page 31, for condensed schedule of all service to the Utah-Arizona Parks from the East and from Los Angeles.
⊗ Club lounge cars are for the exclusive use of standard sleeping car passengers.
★ Regularly assigned through cars air-conditioned. (f) Stops only on signal.
♦ Motor Bus between Lund and Cedar City. □ Conditional stop; see Table 24.
♦ Motor bus connections with main line trains at East Los Angeles. See tables 7, 8 and 9 for complete information on bus schedules to and from East Los Angeles.
Time from 12.01 midnight to 12.00 noon shown in light face type.
Time from 12.01 noon to 12.00 midnight shown in heavy face type.

When you travel on the UNION PACIFIC use the RAIL-AUTO PLAN...

Have a new car to drive at your destination!

- A Union Pacific ticket agent will gladly reserve a car when you buy your railroad ticket.
- A fine new car from Hertz will be waiting at your destination to drive as your own, as long as you need it.
- The cost is low, and five or six can ride for the one price. Gas, oil and proper insurance furnished.
- Your car will meet you, if requested, or just take a cab to the convenient Hertz station.

For business or pleasure... for convenience unsurpassed... ride the Union Pacific... and have a car from **HERTZ** at your destination.

ST. LOUIS—KANSAS CITY—SAN FRANCISCO via Denver

Table E Condensed Schedules All Trains Daily. Includes columns for Local No. 57 Daily Example, Pony Express-Gold Coast, Streamliner City of St. Louis, San Francisco Overland-Streamliner, Gold Coast-Pony Express, and Local No. 52 Daily Example. Lists routes like Wabash, Union Pacific, and Southern Pacific with departure and arrival times.

Equipment for Page 16

★ NO. 9-27—Streamliner—CITY OF ST. LOUIS—SAN FRANCISCO OVERLAND—DAILY

Wabash No. 9 to Kansas City; No. 9 to Ogden; S. P. No. 27 to San Francisco. Club Lounge Service... Standard Sleeping Cars... Reclining Seat Coaches... Lounge Car... Dining Car...

★ NO. 37-23—PONY EXPRESS—GOLD COAST—DAILY

No. 37 to Ogden; S. P. No. 23 to San Francisco. Club Lounge Service... Standard Sleeping Cars... Reclining Seat Coach... Dining Car...

★ NO. 28-10—SAN FRANCISCO OVERLAND—Streamliner CITY OF ST. LOUIS—DAILY

S. P. No. 28 to Ogden; No. 10 to Kansas City; Wabash No. 10 to St. Louis. Club Lounge Service... Standard Sleeping Cars... Reclining Seat Coaches... Lounge Car... Dining Car...

★ NO. 24-38—GOLD COAST—PONY EXPRESS—DAILY

S. P. No. 24 to Ogden; No. 38 to Kansas City. Club Lounge Service... Standard Sleeping Cars... Reclining Seat Coach... Dining Car...

Footnotes for Page 16

⊗ Club lounge cars are for the exclusive use of standard sleeping car passengers. ⊠ Conditional stop; see table 24. ▲ On the S.P. this train handles checked baggage only for Oakland or beyond.

★ Regularly assigned through cars air-conditioned. (f) Stops only on signal. (C.S.T.) Central standard time, (M.S.T.) Mountain standard time, (P.S.T.) Pacific standard time. Time from 12.01 midnight to 12.00 noon shown in light face type. Time from 12.01 noon to 12.00 midnight shown in heavy face type.

ST. LOUIS—KANSAS CITY—PORTLAND—SEATTLE via Denver

Table F Condensed Schedules All Trains Daily. Includes columns for Local No. 57 Daily Example, Pony Express-Portland Rose, Streamliner City of St. Louis, Idahoan-Streamliner, Portland Rose-Pony Express, and Local No. 52 Daily Example. Lists routes like Wabash, Union Pacific, and Great Northern with departure and arrival times.

Equipment for Page 17

★ NO. 9-11—Streamliner—CITY OF ST. LOUIS—IDAHOAN—DAILY

Wabash 9 to Kansas City; 9 to Green River; 11 to Portland; 459 to Seattle. Club Lounge Service... Standard Sleeping Cars... Reclining Seat Coaches... Cafe Lounge Car... Dining Car...

★ NO. 37-17—PONY EXPRESS—PORTLAND ROSE—DAILY

No. 37 to Denver; No. 17 to Portland. Club Lounge Car... Standard Sleeping Cars... Reclining Seat Coaches... Dining Car...

★ NO. 12-10—IDAHOAN—Streamliner—CITY OF ST. LOUIS—DAILY

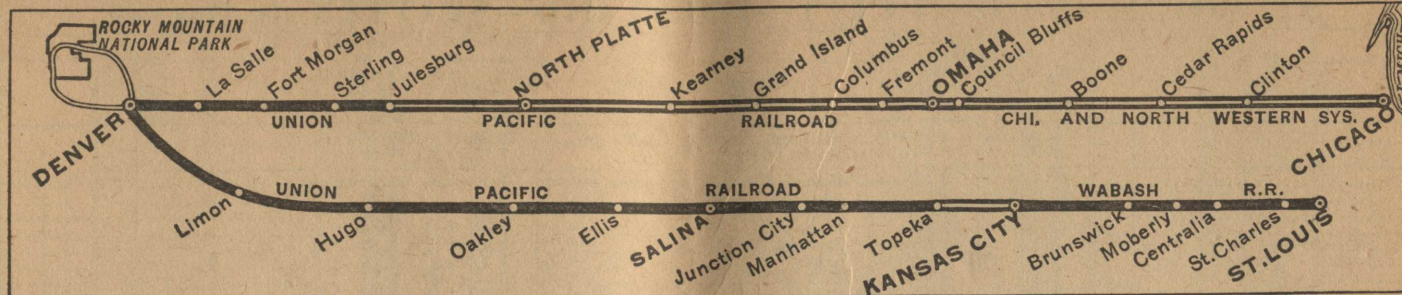
402 to Portland; 12 to Green River; 10 to Kansas City; Wab. 10 to St. Louis. Club Lounge Service... Standard Sleeping Cars... Reclining Seat Coaches... Cafe Lounge Car... Dining Car...

★ NO. 18-38—PORTLAND ROSE—PONY EXPRESS—DAILY

No. 18 to Denver; No. 38 to Kansas City. Club Lounge Car... Standard Sleeping Cars... Reclining Seat Coaches... Dining Car...

Footnotes for Page 17

★ Regularly assigned through cars air conditioned. ⊠ Conditional stop; see Table 24. ⊗ Club lounge cars are for the exclusive use of standard sleeping car passengers. ▲ Daily train No. 459. § Daily train No. 457. • Daily train No. 458. □ Daily train No. 402. ♦ Motor Bus. This service is provided passengers arriving or departing Shoshone and holding through rail tickets to and from Sun Valley or Ketchum, Idaho.



CHICAGO-MINNEAPOLIS-OMAHA-DENVER

Table G Condensed Schedules All Trains Daily		Streamliner City of Denver 111 Example	National Parks Special 1-85 Summer Season	National Parks Special 1-85 Winter Season
C. & N. W.				
Lv Chicago (C.S.T.)	5.00	SUN	12.01	SUN
Ar Omaha	12.40	MON	9.15	SUN
C. & N. W.				
Lv Minneapolis (C.S.T.)	11.40	SUN	11.40	SUN
" St. Paul	12.10	"	12.10	"
" Sioux City	6.25	"	6.25	"
Ar Omaha	8.40	SUN	8.40	SUN
Union Pacific				
Lv Omaha (C.S.T.)	12.50	MON	9.45	SUN
" Fremont	12.50	"	10.31	"
" Schuyler	12.50	"	11.49	SUN
" Columbus	2.00	"	11.17	SUN
" Central City	2.00	"	12.35	MON
" Grand Island	2.55	"	1.20	"
" Kearney	3.33	"	2.15	"
" Lexington	4.00	"	2.55	"
Ar North Platte (C.S.T.)	4.50	"	2.40	"
Lv North Platte (M.S.T.)	3.55	"	2.00	"
" Ogallala	4.40	"	2.52	"
" Julesburg	f 5.10	"	3.30	"
" Sterling	6.05	"	4.40	"
" Fort Morgan	7.34	"	f 5.20	"
" La Salle	8.30	MON	6.17	"
Ar Denver (M.S.T.)	8.30	MON	7.20	MON

Equipment for Table G

*** NO. 111—Streamliner CITY OF DENVER—DAILY**
Train runs via C. & N. W. to Omaha; thence U. P.
Club Lounge Car @.....Chicago to Denver (Radio).
Standard Sleeping Cars.....Chicago to Denver—Drawing-rooms, Compts., Bed-rooms, Roomettes, Sections (4 cars).
Reclining Seat Coaches.....Chicago to Denver (2 cars—all seats reserved).
Dining Car.....A la carte and club or table d'hote service.

*** NO. 1-85 NATIONAL PARKS SPECIAL—(June 13—September 7)**
C. & N. W. No. 1 to Omaha; U. P. No. 85 to Denver.
Club Lounge Car @.....Chicago to Omaha; North Platte to Denver.
Standard Sleeping Cars.....Chicago to Denver—8 Sections, 5 Double Bedrooms.
Reclining Seat Coaches.....Chicago to Denver (all seats reserved).
Dining Car.....A la carte and club or table d'hote service.

*** NO. 11-85—NATIONAL PARKS SPECIAL—DAILY—(Sept. 8—June 12)**
No. 11 to North Platte; No. 85 to Denver.
Standard Sleeping Cars.....Omaha to Denver—12 Sections, 2 Double Bedrooms.
Reclining Seat Coaches.....Omaha to Denver (not reserved).
Cafe Lounge Car.....A la carte and club or table d'hote service. North Platte to Denver.

DENVER-OMAHA-MINNEAPOLIS-CHICAGO

Table G Condensed Schedules All Trains Daily		Streamliner City of Denver 112 Example	National Parks Special 86-2 Summer Season	National Parks Special 86-12 Winter Season
Union Pacific				
Lv Denver (M.S.T.)	3.30	SUN	5.00	SUN
" La Salle	4.18	"	6.06	"
" Fort Morgan	5.37	"	7.42	"
" Sterling	6.27	"	8.55	"
" Julesburg	6.27	"	8.55	"
" Ogallala	7.32	"	10.15	SUN
Ar North Platte (M.S.T.)	8.37	"	11.30	SUN
Lv North Platte (C.S.T.)	7.32	"	10.15	SUN
" Lexington	9.48	"	12.52	MON
" Kearney	10.24	"	1.48	"
" Grand Island	11.14	"	2.45	"
" Central City	12.30	SUN	3.32	"
" Columbus	12.30	MON	4.15	MON
" Schuyler	12.30	MON	4.15	MON
" Fremont	12.30	MON	4.15	MON
Ar Omaha (C.S.T.)	12.30	MON	4.15	MON
C. & N. W.				
Lv Omaha	12.40	MON	4.30	MON
Ar Chicago (C.S.T.)	8.30	MON	2.00	MON
C. & N. W.				
Lv Omaha	9.25	MON	9.25	MON
Ar Sioux City	11.50	"	11.50	"
" St. Paul	6.15	"	6.15	"
Ar Minneapolis (C.S.T.)	6.50	MON	6.50	MON

Equipment for Table G

*** NO. 112—Streamliner CITY OF DENVER—DAILY**
Train runs via C. & N. W. east of Omaha.
Club Lounge Car @.....Denver to Chicago (Radio).
Standard Sleeping Cars.....Denver to Chicago—Drawing-rooms, Compts., Bed-rooms, Roomettes, Sections (4 cars).
Reclining Seat Coaches.....Denver to Chicago (2 cars—all seats reserved).
Dining Car.....A la carte and club or table d'hote service.

*** NO. 86-2 NATIONAL PARKS SPECIAL (June 14—September 8)**
No. 86 to Omaha; C. & N. W. No. 2 to Chicago.
Club Lounge Car @.....Denver to North Platte; Omaha to Chicago.
Standard Sleeping Cars.....Denver to Chicago—8 Sections, 5 Double Bedrooms.
Denver to Omaha—12 Sections, 2 Double Bedrooms (Occupancy until 7:30 a.m.).
Reclining Seat Coaches.....Denver to Chicago (all seats reserved).
Dining Car.....A la carte and club or table d'hote service.

*** NO. 86-12—NATIONAL PARKS SPECIAL—DAILY—(Sept. 9—June 13)**
No. 86 to North Platte; No. 12 to Omaha.
Standard Sleeping Car.....Denver to Omaha—12 Sections, 2 Double Bedrooms (Occupancy until 7:30 a.m.).
Reclining Seat Coach.....Denver to Omaha (not reserved).
Cafe Lounge Car.....A la carte and club or table d'hote service. Denver to North Platte.

Footnotes for Page 18

⊗ Club lounge cars are for the exclusive use of standard sleeping car passengers.
⊠ Conditional stop; see Tables 1 or 17.
★ Regularly assigned through cars air-conditioned.

(C.S.T.) Central Standard time. (M.S.T.) Mountain Standard time.
Time from 12.01 midnight to 12.00 noon shown in light face type.
Time from 12.01 noon to 12.00 midnight shown in heavy face type.

ST. LOUIS-KANSAS CITY-DENVER

The Kansan 39 Example	Pony Express 37 Example	Strmlner City of St. Louis 9 Example	Table H Condensed Schedules All Trains Daily	Strmlner City of St. Louis 10 Example	Pony Express 38 Example	The Kansan 40 Example
4.00	9.00	4.00	Wabash St. Louis (C.S.T.) Ar Kansas City Lv	12.29	7.35	
6.30	11.59	9.30	Union Pacific Kansas City Ar Lawrence, Kans. Lv	7.15	10.30	11.30
7.16	12.59	10.37	Topeka	5.53	8.55	10.35
7.51	1.42	11.30	St. Marys	5.03	7.55	9.16
8.34	2.44	11.59	Wamego	4.32	7.30	8.37
8.50	3.09	12.49	Manhattan	3.23	6.25	8.09
9.25	3.29	1.21	Fort Riley	1.21	4.05	7.58
9.45	4.04	2.09	Junction City	12.12	2.55	7.30
10.17	4.44	3.20	Chapman	11.01	1.33	7.00
10.55	5.04	4.00	Solomon	8.39	10.51	6.50
Ar	8.00	5.45	Salina	8.20	10.33	6.50
	7.30	6.08	Ellis (C.S.T.) Lv	6.50	9.00	
	9.20	7.55	Ellis (M.S.T.) Ar			
	12.45	8.45	Oakley Lv			
	1.08	9.20	Hugo Lv			
	3.30	10.00	Limon Lv			
			Denver (M.S.T.) Lv			

Equipment for Table H

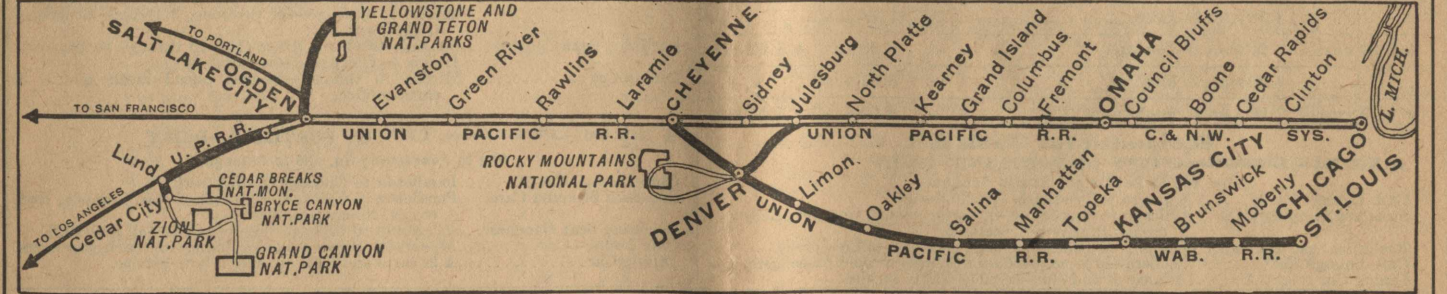
*** NO. 9—Streamliner CITY OF ST. LOUIS—DAILY**
Wabash 9 to Kansas City; U. P. 9 to Denver
Club Lounge Car @.....St. Louis to Denver (Radio).
Standard Sleeping Cars.....St. Louis to Denver—12 Roomettes, 4 Double Bed-rooms (for Los Angeles).
Kansas City to Denver—10 Roomettes, 6 Dbl. Bdrm.
Kansas City to Denver—6 Sections, 6 Roomettes, 4 Double Bedrooms (for Los Angeles).
Reclining Seat Coaches.....St. Louis to Denver (all reserved—for Los Angeles).
Cafe Lounge Car.....Snack car service and lounge for coach passengers.
Dining Car.....A la carte and club or table d'hote service.

*** NO. 37—PONY EXPRESS—DAILY**
Standard Sleeping Cars.....Kansas City to Denver—10 Sections, Drawing Room, Compartment (for Los Angeles). (open 10.00 p.m.).
Kansas City to Denver—10 Sec., D.R., 2 Compt. (No. 17 to Portland). (open 10.00 p.m.).
Reclining Seat Coach.....Kansas City to Denver (for Los Angeles).
Dining Car.....Budget priced meals and a la carte service.

*** NO. 10—Streamliner CITY OF ST. LOUIS—DAILY**
U. P. 10 to Kansas City; Wabash 10 to St. Louis.
Club Lounge Car @.....Denver to St. Louis (Radio).
Standard Sleeping Cars.....Denver to St. Louis—12 Roomettes, 4 Double Bed-rooms (from Los Angeles).
Denver to Kansas City—10 Roomettes, 6 Dbl. Bdrm.
Denver to Kansas City—6 Sec., 6 Rmte., 4 Dbl. Bdrm. (Occupancy 7:30 a.m.—from Los Angeles).
Reclining Seat Coaches.....Denver to St. Louis (all reserved—from Los Angeles).
Cafe Lounge Car.....Snack car service and lounge for coach passengers.
Dining Car.....A la carte and club or table d'hote service.

Equipment for Table H

*** NO. 38—PONY EXPRESS—DAILY**
Standard Sleeping Cars.....Denver to Kansas City—10 Sections, Drawing Room, Compartment (from Los Angeles).
Denver to Kansas City—10 Sec., D.R., 2 Compt. (No. 18 from Portland).
Reclining Seat Coach.....Denver to Kansas City (from Los Angeles).
Dining Car.....Budget priced meals and a la carte service.



DENVER-SALT LAKE CITY

Local No. 57 Daily Example	Pony Express 37 Example	Strmlner City of St. Louis 9 Example	Table J Condensed Schedules All Trains Daily	Strmlner City of St. Louis 10 Example	Pony Express 38 Example	Local No. 52 Daily Example
8.30	5.35	8.25	Denver (M.S.T.) Ar	6.20	8.00	5.20
9.35	6.27	9.15	La Salle Ar	3.10	4.15	4.15
11.05	7.14	11.45	Cheyenne Ar	1.05	1.55	2.45
Ar	9.15	12.45	Laramie Lv	10.45	11.10	11.10
	11.45	1.44	Rawlins	8.34	8.57	8.57
	2.45	4.40	Green River	6.50	7.10	7.10
	4.50	6.45	Evanston	5.05	5.30	5.30
	6.35	8.35	Ogden			
	8.00	10.00	Salt Lake City Lv			

Equipment for Table J

*** NO. 9—CITY OF ST. LOUIS—DAILY**
Club Lounge Car @.....Denver to Salt Lake City (Radio).
Standard Sleeping Cars.....Denver to Salt Lake City—12 Roomettes, 4 Double Bedrooms (from St. Louis—for Los Angeles).
Denver to Salt Lake City—6 Sections, 6 Roomettes, 4 Dbl. Bedrooms (from Kansas City for Los Angeles).
Reclining Seat Coaches.....Denver to Salt Lake City (all reserved—from St. Louis—for Los Angeles).
Cafe Lounge Car.....Denver to Ogden—Snack car service and lounge for coach passengers.
Dining Car.....A la carte and club or table d'hote service.

*** NO. 10—CITY OF ST. LOUIS—DAILY**
Club Lounge Car @.....Salt Lake City to Denver (Radio).
Standard Sleeping Cars.....Salt Lake City to Denver—12 Roomettes, 4 Double Bedrooms (from Los Angeles—for St. Louis).
Denver to Salt Lake City—6 Sections, 6 Roomettes, 4 Dbl. Bedrooms (from Los Angeles for Kansas City).
Reclining Seat Coaches.....Salt Lake City to Denver (all reserved—from Los Angeles).
Cafe Lounge Car.....Ogden to Denver—Snack car service and lounge for coach passengers.
Dining Car.....A la carte and club or table d'hote service.

*** NO. 38—PONY EXPRESS—DAILY**
Club Lounge Car @.....Salt Lake City to Denver (Radio).
Standard Sleeping Cars.....Salt Lake City to Denver—10 Sections, Drawing Room, Compartment (from Los Angeles for Kansas City).
Salt Lake City to Denver—10 Roomettes, 6 Double Bedrooms (from Los Angeles).
Reclining Seat Coaches.....Salt Lake City to Denver (from Los Angeles).
Dining Car.....Budget priced meals and a la carte service.

Equipment for Table J

*** NO. 37—PONY EXPRESS—DAILY**
Club Lounge Car @.....Denver to Salt Lake City (Radio).
Standard Sleeping Cars.....Denver to Salt Lake City—10 Sections, Drawing Room, Compartment (from Kansas City for Los Angeles).
Denver to Salt Lake City—10 Roomettes, 6 Double Bedrooms (for Los Angeles).
Reclining Seat Coaches.....Denver to Salt Lake City (for Los Angeles).
Dining Car.....Budget priced meals and a la carte service.

Footnotes for Page 19

⊗ Club lounge cars are for the exclusive use of standard sleeping car passengers.
★ Regularly assigned through cars air-conditioned. ⊠ Conditional stop; see Tables 24 or 30.
(C.S.T.) Central Standard time. (M.S.T.) Mountain Standard time.
Time from 12.01 midnight to 12.00 noon shown in light face type. (f) stops only on signal.
Time from 12.01 noon to 12.00 midnight shown in heavy face type.



CHICAGO — OMAHA — SPOKANE

No. 105 - Bus Example	No. 23-17-20 Example	Table K Condensed Schedules All Trains Daily	No. 19-18-24 Example	Bus- No. 106 Example
5.30 SUN	10.30 SUN	Lv Chicago (C.T.) C. & N.W. Ar	7.30 WED	11.20 TUE
1.40 MON	10.25 MON	Lv Omaha (Union Pacific) Ar	7.50 TUE	3.00 TUE
5.25 "	3.55 "	Lv North Platte (C.T.) Ar	1.40 "	10.58 MON
4.30 "	3.05 "	Lv North Platte (M.T.) Ar	12.30 "	9.53 "
8.05 "	7.45 MON	Lv Cheyenne Ar	8.30 TUE	6.50 "
6.55 "	10.35 MON	Lv Pocatello Ar	5.20 MON	8.55 "
9.40 "	6.25 "	Lv Boise Ar	11.50 "	5.00 "
11.40 "	6.45 "	Lv Huntington (M.T.) Ar	9.25 "	3.05 "
10.40 MON	5.35 "	Lv Huntington (P.T.) Ar	8.15 "	2.05 MON
3.11 TUE	11.00 TUE	Lv Pendleton Ar	2.55 "	9.35 SUN
6.50 TUE	12.01 WED	Lv Hinkle Ar	2.05 "	7.35 SUN
	3.18 "	Lv Wallula Ar	12.30 MON	
	7.00 WED	Ar Yakima Ar	8.00 SUN	
	8.20 TUE	Ar Walla Walla Ar	9.45 SUN	6.10 SUN
	4.30 WED	Ar Ayer Ar	11.27 SUN	
	12.20 TUE	Ar Lewiston Ar	7.30 SUN	5.30 SUN
	8.50 WED	Ar Moscow Ar	6.45 SUN	
	1.10 TUE	Ar Spokane (P.T.) Ar	9.00 SUN	1.30 SUN

Equipment for Table K
 ★ **NO. 105—Streamliner CITY OF PORTLAND—DAILY**
 No. 105 to Pendleton: Bus to Spokane.
 Club Lounge Car... Chicago to Pendleton (Radio, bath).
 Standard Sleeping Cars... Chicago to Pendleton—Drawing rooms, Compts., Bedrooms, Roomettes, Sections.
 Reclining Seat Coaches... Chicago to Pendleton (leg rest seats—all reserved).
 Cafe Lounge Car... Moderately priced meals and lounge for coach passengers.
 Dining Car... A la carte and club or table d'hote service.

★ **NO. 23-17-20—GOLD COAST—PORTLAND ROSE—DAILY**
 No. 23 to Green River; No. 17 to Hinkle; No. 20 to Spokane.
 Club Lounge Service... Chicago to Spokane.
 Standard Sleeping Cars... Chicago to Hinkle—10 Sections, 3 Double Bedrooms (for Portland). Change to Spokane Car after leaving Pocatello.
 Reclining Seat Coaches... Chicago to Hinkle (for Portland).
 Green River to Spokane (No. 17 through from Denver).
 Dining Car... Omaha to Hinkle—a la carte and club or table d'hote service.

★ **NO. 19-18-24—PORTLAND ROSE—GOLD COAST—DAILY**
 No. 19 to Hinkle; No. 18 to Green River; No. 24 to Chicago.
 Club Lounge Service... Spokane to Chicago.
 Standard Sleeping Cars... Spokane to Pocatello—6 Sec., 6 Rmte., 4 Dbl. Bdrm., (No. 34-9 to Salt Lake City and Los Angeles).
 Hinkle to Chicago—10 Sections, 3 Double Bedrooms (from Portland).
 Reclining Seat Coaches... Spokane to Green River (No. 18 through to Denver).
 Hinkle to Chicago (from Portland).
 Dining Car... Hinkle to Omaha—Budget priced meals and a la carte service.

★ **NO. 106—Streamliner CITY OF PORTLAND—DAILY**
 Bus to Pendleton; No. 106 to Chicago.
 Club Lounge Car... Pendleton to Chicago (Radio, bath).
 Standard Sleeping Cars... Pendleton to Chicago—Drawing-rooms, Compts., Bedrooms, Roomettes, Sections.
 Reclining Seat Coaches... Pendleton to Chicago (leg rest seats—all reserved).
 Cafe Lounge Car... Moderately priced meals and lounge for coach passengers.
 Dining Car... A la carte and club or table d'hote service.

ST. LOUIS — KANSAS CITY — SPOKANE

No. 37-17-20 Example	Table L Condensed Schedules All Trains Daily	No. 19-18-38 Example
4.00 SUN	Lv St. Louis (C.T.) Wabash Ar	7.35 WED
9.00 SUN	Ar Kansas City Ar	11.59 TUE
11.59 SUN	Lv Kansas City (Union Pacific) Ar	10.30 "
5.40 MON	Lv Denver (M.T.) Ar	8.10 TUE
10.35 TUE	Lv Pocatello Ar	5.20 MON
11.00 TUE	Ar Pendleton (P.T.) Ar	2.55 "
11.00 TUE	Ar Pendleton Ar	2.55 "
2.35 WED	Lv Hinkle Ar	2.05 "
3.18 WED	Ar Wallula Ar	12.30 MON
	7.00 WED	Ar Yakima Ar
	6.45 "	Ar Walla Walla Ar
	3.18 "	Ar Wallula Ar
	4.30 "	Ar Ayer Ar
	8.25 "	Ar Lewiston Ar
	8.50 "	Ar Moscow Ar
	4.30 "	Ar Ayer Ar
	6.32 "	Ar Cheney Ar
	7.00 WED	Ar Spokane (P.T.) Ar

Equipment for Table L
 ★ **NO. 37-17-20—PONY EXPRESS—PORTLAND ROSE—DAILY**
 No. 37 to Denver; No. 17 to Hinkle; No. 20 to Spokane.
 Club Lounge Service... Denver to Spokane.
 Standard Sleeping Cars... Kansas City to Hinkle—10 Sections, 1 Drawing-room, 2 Compartments (open 10:00 p.m.) (for Portland).
 Denver to Hinkle—10 Rmte., 6 Dbl. Bdrm. (for Portland). Change to Spokane Car after leaving Pocatello.
 Denver to Hinkle—14 Sections (for Portland).
 Pocatello to Spokane—6 Sections, 6 Roomettes, 4 Double Bedrooms (No. 9-33 from Los Angeles and Salt Lake City).
 Reclining Seat Coaches... Kansas City to Denver—Denver to Spokane.
 Dining Car... Budget priced meals and a la carte service.

★ **NO. 19-18-38—PORTLAND ROSE—PONY EXPRESS—DAILY**
 No. 19 to Hinkle; No. 18 to Denver; No. 38 to Kansas City.
 Club Lounge Service... Spokane to Denver.
 Standard Sleeping Cars... Spokane to Pocatello—6 Sec., 6 Rmte., 4 Dbl. Bdrm. (No. 34-9 to Salt Lake City and Los Angeles).
 Hinkle to Denver—10 Roomettes, 6 Double Bedrooms (from Portland).
 Hinkle to Denver—14 Sections (from Portland).
 Hinkle to Kansas City—10 Sections, 1 Drawing-room, 2 Compartments (from Portland). Change to Kansas City Car before arriving Pocatello.
 Reclining Seat Coaches... Spokane to Denver—Denver to Kansas City.
 Dining Car... Budget priced meals and a la carte service.

Footnotes for Page 20
 ⊗ Club lounge cars are for the exclusive use of standard sleeping car passengers.
 The City of Portland has a lounge car for coach passengers.
 ★ Regularly assigned through cars air-conditioned.
 ⊕ Via Overland Greyhound Bus north of Pendleton.
 (C.T.) Central time. (M.T.) Mountain time. (P.T.) Pacific time.
 Time from 12.01 noon to 12.00 midnight shown in light face type.
 Time from 12.01 noon to 12.00 midnight shown in heavy face type.

CHICAGO — ST. LOUIS — KANSAS CITY — WEST YELLOWSTONE — VICTOR

City of St. Louis Yellowstone Special 9-11-35-47	San Fran. Overland Yel. Special No. 27-11-35-47 Example	Table O Summer Season All Trains Daily	Yel. Special San Fran. Overland No. 48-36-12-28 Example	Yellowstone Special City of St. Louis 48-36-12-10
4.00 SUN	4.00 SUN	Lv Chicago (CST) C. & N.W. Ar	1.30 TUE	12.29 TUE
1.15 MON	1.15 MON	Ar Omaha Ar	4.00 "	7.30 "
1.45 MON	1.45 MON	Lv Omaha (Union Pacific) Ar	3.35 TUE	7.15 TUE
10.30 MON	10.30 MON	Lv Cheyenne (M.S.T.) Ar	5.40 MON	6.50 MON
4.00 SUN	4.00 SUN	Lv St. Louis (C.S.T.) (Wab.) Ar		6.20 "
9.00 "	9.00 "	Ar Kansas City Ar		10.45 MON
9.30 SUN	9.30 SUN	Ar Kansas City Ar		9.50 "
7.55 MON	7.55 MON	Ar Denver (M.S.T.) Ar		4.00 "
8.25 "	8.25 "	Ar Denver Ar		12.53 "
		Ar Cheyenne Ar		12.15 MON
		Ar Pocatello Ar		10.15 SUN
		Ar Blackfoot Ar		9.55 SUN
		Ar Idaho Falls Ar		8.15 SUN
		Ar Ashton Ar		7.30 SUN
		Ar Victor Ar		
		Ar W. Yellowstone (M.S.T.) Ar		

★ **27-11-35-47 SAN FRAN. OVERLAND—YEL'STONE SPECIAL—DAILY**
 C. & N.W. No. 27 to Omaha; No. 27 to Green River; No. 11 to Pocatello; No. 35 to Ashton and West Yellowstone; No. 47 to Ashton and Victor.
 Club Lounge Service... Chicago to West Yellowstone.
 Standard Sleeping Car... Chicago to West Yellowstone—10 Sec., D.R., Compts.
 Reclining Seat Coaches... Chicago to Green River (reserved); Green River to Pocatello; Pocatello to West Yellowstone; Ashton to Victor (not reserved).
 Dining Car... Chicago to Pocatello.

★ **9-11-35-47 CITY OF ST. LOUIS—YELLOWSTONE SPECIAL—DAILY**
 Wabash 9 St. Louis to Kansas City; No. 9 to Green River; No. 11 to Pocatello; No. 35 to Ashton and West Yellowstone; 47 to Ashton and Victor.
 Club Lounge Service... St. Louis to West Yellowstone.
 Standard Sleeping Car... St. Louis to West Yellowstone—Sections and Rooms (requires car to car change after leaving Green River).
 Reclining Seat Coaches... St. Louis to Pocatello (all seats reserved).
 Pocatello to West Yellowstone; Ashton to Victor (not reserved).
 Dining Car... St. Louis to Pocatello.

★ **48-36-12-28 YEL'STONE SPECIAL—SAN FRAN. OVERLAND—DAILY**
 No. 48 Victor to Ashton; No. 36 West Yellowstone and Ashton to Pocatello; No. 12 to Green River; No. 28 to Chicago; C. & N.W. east of Omaha.
 Club Lounge Service... West Yellowstone to Chicago.
 Standard Sleeping Car... West Yellowstone to Chicago—10 Sec., D.R., Compts.
 Reclining Seat Coaches... Victor to Ashton; West Yellowstone to Pocatello; Pocatello to Green River (not reserved); Green River to Chicago (reserved).
 Dining Car... Pocatello to Chicago.

★ **NO. 48-36-12-10 YEL'STONE SPECIAL—CITY OF ST. LOUIS—DAILY**
 No. 48 to Ashton; No. 36 West Yellowstone and Ashton to Pocatello; No. 12 Pocatello to Green River; No. 10 to St. Louis; Wabash east of Kansas City.
 Club Lounge Service... West Yellowstone to St. Louis.
 Standard Sleeping Car... West Yellowstone to St. Louis—Sections and Rooms (requires car to car change before arrival Green River).
 Reclining Seat Coaches... Victor to Ashton; West Yellowstone to Pocatello (not reserved); Pocatello to St. Louis (all seats reserved).
 Dining Car... Pocatello to St. Louis.

LOS ANGELES — SALT LAKE CITY — WEST YELLOWSTONE — VICTOR — BUTTE

Yellowstone Special 38-35-47 Example	City of St. Louis Northwest Special 10-33 Example	Butte Special 38-29 -31 Example	Table R Condensed Schedules All Trains Daily	Butte Special 30-37 Example	Northwest Special City of St. Louis 32-34-9 Example	Yellowstone Special 48-36-37 Example
7.00 SU	10.30 SU	7.00 SU	Lv Los Angeles (P.S.T.) Ar	6.30 TU	3.15 MO	6.30 TU
7.25 "	10.50 "	7.25 "	Ar East Los Angeles Ar	6.00 "	2.50 "	6.00 "
8.55 "	11.55 "	8.55 "	Lv Riverside Ar	4.05 "	1.40 "	4.05 "
9.35 "	12.15 "	9.35 "	Ar San Bernardino Ar	3.35 "	1.15 "	3.35 "
9.45 "	12.20 "	9.45 "	Lv San Bernardino Ar	3.25 "	1.10 "	3.25 "
11.59 SU	2.25 "	11.59 SU	Ar Barstow Ar	1.10 TU	11.08 "	1.10 TU
5.00 MO	6.15 "	5.00 MO	Ar Las Vegas Ar	8.35 MO	7.20 "	8.35 MO
5.30 "	6.30 "	5.30 "	Lv Las Vegas (P.S.T.) Ar	8.10 "	7.05 "	8.10 "
9.30 "	10.15 SU	9.30 "	Ar Caliente (M.S.T.) Ar	5.35 "	5.08 "	5.35 "
11.40 "	12.05 MO	11.40 "	Lv Lund Ar	2.15 "	3.05 "	3.15 "
12.30 "	12.50 "	12.30 "	Ar Milford Ar	3.30 "	2.20 "	2.30 "
2.10 "		2.10 "	Lv Lynndyl Ar	12.20 "		12.20 "
5.00 "	4.45 "	5.00 "	Ar Salt Lake City Ar	9.30 "	10.30 SU	9.30 "
8.00 "	5.30 "	8.00 "	Lv Salt Lake City Ar	8.55 "	9.45 "	7.00 "
8.55 "	6.20 "	8.55 "	Ar Ogden Ar	7.55 "	8.50 "	6.00 "
9.10 MO	6.50 "	9.10 MO	Lv Ogden Ar	7.30 "	8.30 "	5.40 "
12.45 TU	10.10 "	10.45 "	Ar Pocatello Ar	4.05 "	5.10 "	2.25 "
1.15 "	10.40 "	11.30 MO	Lv Pocatello Ar	3.20 "	4.30 "	1.55 "
11.49 "	11.16 "	12.02 TU	Lv Blackfoot Ar	2.21 "	3.38 "	12.53 "
2.35 TU	12.25 MO	12.55 TU	Ar Idaho Falls Ar	1.40 MO	3.00 SU	12.15 MO
			Lv Idaho Falls Ar			
			Ar St. Anthony Ar			
			Ar Ashton Ar			
			Lv Ashton Ar			
			Ar Victor Ar			
			Ar West Yellowstone Ar			
			Lv Idaho Falls Ar			
			Lv Dubois Ar			
			Lv Spencer Ar			
			Ar Lima Ar			
			Lv Lima Ar			
			Lv Armstead Ar			
			Lv Dillon Ar			
			Lv Melrose Ar			
			Ar Silver Bow Ar			
			Ar Butte (M.S.T.) Ar			

★ **NO. 38-29—PONY EXPRESS—BUTTE SPECIAL—DAILY**
 No. 38 to Salt Lake City; No. 29 to Butte.
 Club Lounge Car... Los Angeles to Butte.
 Standard Sleeping Cars... Los Angeles to Salt Lake City.
 Reclining Seat Coaches... Los Angeles to Salt Lake City; Salt Lake City to Butte.
 Dining Car... Las Vegas to Butte.

★ **NO. 10-33—NORTHWEST SPECIAL—DAILY**
 No. 10 to Salt Lake City; No. 33 to Idaho Falls; No. 31 to Victor.
 Club Lounge Service... Los Angeles to Pocatello.
 Standard Sleeping Cars... Los Angeles to Pocatello.
 Reclining Seat Coaches... Los Angeles to Salt Lake, to Idaho Falls, to Victor.
 Dining Car... Los Angeles to Pocatello.

★ **NO. 30-37—BUTTE SPECIAL—PONY EXPRESS—DAILY**
 No. 30 to Salt Lake City; No. 37 to Los Angeles.
 Club Lounge Car... Butte to Los Angeles.
 Standard Sleeping Cars... Butte to Salt Lake City—6 Sec., 6 Rmte., 4 Dbl. bdrm Salt Lake City to Los Angeles.
 Reclining Seat Coaches... Butte to Salt Lake City.
 Salt Lake City to Los Angeles.
 Dining Car... Butte to Las Vegas.

★ **NO. 34-9—NORTHWEST SPECIAL—DAILY**
 No. 34 to Salt Lake City; No. 9 to Los Angeles.
 Club Lounge Service... Pocatello to Los Angeles.
 Standard Sleeping Cars... Pocatello to Los Angeles—6 Sec. 6 Rmte; 4 Dbl. Bdrm. (Nos. 19-18 thru from Spokane).
 Reclining Seat Coaches... Ashton to Salt Lake City.
 Salt Lake City to Los Angeles.
 Dining Car... Pocatello to Ogden; Salt Lake City to Los Angeles.

Summer Season Service
 ★ **NO. 38-35-47—PONY EXPRESS—YEL'STONE SPECIAL—DAILY**
 No. 38 to Salt Lake City; No. 35 to Pocatello, Ashton and West Yellowstone; No. 47 Ashton to Victor.
 Club Lounge Service... Los Angeles to West Yellowstone.
 Standard Sleeping Cars... Salt Lake to West Yellowstone—6 Compts., 3 D.R. Salt Lake City to West Yellowstone—14 Sections.
 Salt Lake City to Victor—8 Sec., 1 D.R., 2 Compts.
 Pocatello to West Yellowstone—10 Sections, 1 Drawing-room, 2 Compts. (open 9:30 p.m.).
 Reclining Seat Coaches... Los Angeles to Salt Lake City.
 Salt Lake City to West Yellowstone; Ashton to Victor.
 Dining Car... Las Vegas to Salt Lake City.

Footnotes for Page 21
 ⊗ Club and lounge cars are for the exclusive use of standard sleeping car passengers.
 ★ Regularly assigned through cars air-conditioned. (f) Stops only on signal.
 ⊕ First car leaves Chicago June 20, arrives West Yellowstone June 22.
 * Operates only during Yellowstone Park season, June 22 through September 10.
 (C.S.T.) Central standard time. (M.S.T.) Mountain standard time, (P.S.T.) Pacific standard time.
 Time from 12.01 midnight to 12.00 noon shown in light face type.
 Time from 12.01 noon to 12.00 midnight shown in heavy face type.

LOS ANGELES — SPOKANE — Via Shoshone(SUN VALLEY)—Boise—Nampa

Table T Condensed Schedules All Trains Daily. Includes routes for Los Angeles, Salt Lake City, Pocatello, Sun Valley, and Hinkle with departure and arrival times.

SALT LAKE CITY — BOISE — PORTLAND — SEATTLE

Table U Condensed Schedules All Trains Daily. Includes routes for Salt Lake City, Pocatello, Sun Valley, and Seattle with departure and arrival times.

Footnotes for Page 22

- Club and lounge cars are for the exclusive use of standard sleeping car passengers. Regularly assigned through cars air-conditioned. Motor Bus. This service is provided passengers arriving or departing Shoshone and holding through rail tickets to and from Sun Valley or Ketchum, Idaho. (M.S.T.) Mountain Standard time. (P.S.T.) Pacific Standard time. Time from 12.01 midnight to 12.00 noon shown in light face type. Time from 12.01 noon to 12.00 midnight shown in heavy face type.

Equipment for Table T

★ NO. 10-33-17-20—CITY OF ST. LOUIS—PORTLAND ROSE—DAILY. No. 10 to Salt Lake City; No. 33 to Pocatello; No. 17 to Hinkle; No. 20 to Spokane. Club Lounge Service... Los Angeles to Spokane. Standard Sleeping Cars... Los Angeles to Spokane—6 Sec., 6 Rmte., 4 Dbl. Bdrm. Reclining Seat Coaches... Los Angeles to Salt Lake City; (all reserved) Salt Lake City to Pocatello; Pocatello to Spokane (not resv). Dining Car... Los Angeles to Hinkle.

★ NO. 29-25—BUTTE SPECIAL—MAIL AND EXPRESS. No. 29 to Pocatello; No. 25 to Nampa. Club Lounge Service... Salt Lake City to Pocatello. Standard Sleeping Car... Salt Lake City to Nampa—10 Sec., 3 Dble Bedrooms. Reclining Seat Coach... Salt Lake City to Pocatello; Pocatello to Nampa (for Portland). Dining Car... Salt Lake City to Pocatello.

★ NO. 19-18-34-9—PORTLAND ROSE—CITY OF ST. LOUIS—DAILY. No. 19 to Hinkle; No. 18 to Pocatello; No. 34 to Salt Lake City; No. 9 to Los Angeles. Club Lounge Service... Spokane to Los Angeles. Standard Sleeping Cars... Spokane to Los Angeles—6 Sec., 6 Rmte., 4 Dbl. Bdrm. Reclining Seat Coaches... Spokane to Pocatello; Pocatello to Salt Lake City; (not reserved) Salt Lake City to Los Angeles (all reserved). Dining Car... Hinkle to Los Angeles.

★ NO. 19-18-34-9—PORTLAND ROSE—CITY OF ST. LOUIS—DAILY. No. 19 to Hinkle; No. 18 to Pocatello; No. 34 to Salt Lake City; No. 9 to Los Angeles. Club Lounge Service... Spokane to Los Angeles. Standard Sleeping Cars... Spokane to Los Angeles—6 Sec., 6 Rmte., 4 Dbl. Bdrm. Reclining Seat Coaches... Spokane to Pocatello; Pocatello to Salt Lake City; (not reserved) Salt Lake City to Los Angeles (all reserved). Dining Car... Hinkle to Los Angeles.

★ NO. 19-18-34-9—PORTLAND ROSE—CITY OF ST. LOUIS—DAILY. No. 19 to Hinkle; No. 18 to Pocatello; No. 34 to Salt Lake City; No. 9 to Los Angeles. Club Lounge Service... Spokane to Los Angeles. Standard Sleeping Cars... Spokane to Los Angeles—6 Sec., 6 Rmte., 4 Dbl. Bdrm. Reclining Seat Coaches... Spokane to Pocatello; Pocatello to Salt Lake City; (not reserved) Salt Lake City to Los Angeles (all reserved). Dining Car... Hinkle to Los Angeles.

★ NO. 12-30—IDAHOAN—BUTTE SPECIAL—DAILY. No. 12 to Pocatello; No. 30 to Salt Lake City. Club Lounge Service... Nampa to Pocatello. Standard Sleeping Car... Nampa to Salt Lake City—10 Sec., 3 Dble Bedrooms. Reclining Seat Coach... Nampa to Salt Lake City (from Portland). Dining Car... A la carte and club or table d'hote service.

★ NO. 12-30—IDAHOAN—BUTTE SPECIAL—DAILY. No. 12 to Pocatello; No. 30 to Salt Lake City. Club Lounge Service... Nampa to Pocatello. Standard Sleeping Car... Nampa to Salt Lake City—10 Sec., 3 Dble Bedrooms. Reclining Seat Coach... Nampa to Salt Lake City (from Portland). Dining Car... A la carte and club or table d'hote service.

Equipment for Table U

★ NO. 29-11-459—IDAHOAN—DAILY. No. 29 to Pocatello; No. 11 to Portland; No. 459 to Seattle. Club Lounge Service... Salt Lake City to Portland. Parlor Car... Portland to Seattle (R. R. Owned). Standard Sleeping Cars... Salt Lake City to Nampa—10 Sections, 3 Double Bedrooms (No. 25 beyond Pocatello). Salt Lake City to Portland—10 Sec., 1 DR., 1 Compt. Pocatello to Seattle—6 Sections, 6 Roomettes, 4 Double Bedrooms (Thru from St. Louis—Nos. 9-11). Reclining Seat Coaches... Salt Lake City to Portland; Portland to Seattle. Dining Car... A la carte and club or table d'hote service.

★ NO. 29-11-459—IDAHOAN—DAILY. No. 29 to Pocatello; No. 11 to Portland; No. 459 to Seattle. Club Lounge Service... Salt Lake City to Portland. Parlor Car... Portland to Seattle (R. R. Owned). Standard Sleeping Cars... Salt Lake City to Nampa—10 Sections, 3 Double Bedrooms (No. 25 beyond Pocatello). Salt Lake City to Portland—10 Sec., 1 DR., 1 Compt. Pocatello to Seattle—6 Sections, 6 Roomettes, 4 Double Bedrooms (Thru from St. Louis—Nos. 9-11). Reclining Seat Coaches... Salt Lake City to Portland; Portland to Seattle. Dining Car... A la carte and club or table d'hote service.

★ NO. 29-11-459—IDAHOAN—DAILY. No. 29 to Pocatello; No. 11 to Portland; No. 459 to Seattle. Club Lounge Service... Salt Lake City to Portland. Parlor Car... Portland to Seattle (R. R. Owned). Standard Sleeping Cars... Salt Lake City to Nampa—10 Sections, 3 Double Bedrooms (No. 25 beyond Pocatello). Salt Lake City to Portland—10 Sec., 1 DR., 1 Compt. Pocatello to Seattle—6 Sections, 6 Roomettes, 4 Double Bedrooms (Thru from St. Louis—Nos. 9-11). Reclining Seat Coaches... Salt Lake City to Portland; Portland to Seattle. Dining Car... A la carte and club or table d'hote service.

★ NO. 33-17-457—NORTHWEST SPECIAL—PORTLAND ROSE—DAILY. No. 33 to Pocatello; No. 17 to Portland; No. 457 to Seattle. Club Lounge Car... Salt Lake City to Seattle. Parlor Car... Portland to Seattle (R. R. Owned). Standard Sleeping Cars... Salt Lake City to Portland—Sections, Roomettes and Rooms. (Requires car-to-car change after leaving Pocatello). Pocatello to Portland—10 Roomettes, 6 Double Bedrooms (from Denver). Pocatello to Portland—10 Sections, 1 Drawing-room, 2 Compartments (from Kansas City). Pocatello to Portland—10 Sections, 1 Drawing-room, 1 Compartment (from Chicago). Reclining Seat Coaches... Salt Lake City to Pocatello; Pocatello to Portland; Portland to Seattle. Dining Car... A la carte and club or table d'hote service.

★ NO. 33-17-457—NORTHWEST SPECIAL—PORTLAND ROSE—DAILY. No. 33 to Pocatello; No. 17 to Portland; No. 457 to Seattle. Club Lounge Car... Salt Lake City to Seattle. Parlor Car... Portland to Seattle (R. R. Owned). Standard Sleeping Cars... Salt Lake City to Portland—Sections, Roomettes and Rooms. (Requires car-to-car change after leaving Pocatello). Pocatello to Portland—10 Roomettes, 6 Double Bedrooms (from Denver). Pocatello to Portland—10 Sections, 1 Drawing-room, 2 Compartments (from Kansas City). Pocatello to Portland—10 Sections, 1 Drawing-room, 1 Compartment (from Chicago). Reclining Seat Coaches... Salt Lake City to Pocatello; Pocatello to Portland; Portland to Seattle. Dining Car... A la carte and club or table d'hote service.

★ NO. 33-17-457—NORTHWEST SPECIAL—PORTLAND ROSE—DAILY. No. 33 to Pocatello; No. 17 to Portland; No. 457 to Seattle. Club Lounge Car... Salt Lake City to Seattle. Parlor Car... Portland to Seattle (R. R. Owned). Standard Sleeping Cars... Salt Lake City to Portland—Sections, Roomettes and Rooms. (Requires car-to-car change after leaving Pocatello). Pocatello to Portland—10 Roomettes, 6 Double Bedrooms (from Denver). Pocatello to Portland—10 Sections, 1 Drawing-room, 2 Compartments (from Kansas City). Pocatello to Portland—10 Sections, 1 Drawing-room, 1 Compartment (from Chicago). Reclining Seat Coaches... Salt Lake City to Pocatello; Pocatello to Portland; Portland to Seattle. Dining Car... A la carte and club or table d'hote service.

★ NO. 458-18-34—PORTLAND ROSE—NORTHWEST SPECIAL—DAILY. No. 458 to Portland; No. 18 to Pocatello; No. 34 to Salt Lake City. Parlor Car... Seattle to Portland (R. R. Owned). Club Lounge Service... Portland to Ogden. Standard Sleeping Cars... Portland to Pocatello—10 Sec., D. R., Cpt. (for Chgo.). Portland to Pocatello—10 Roomettes, 6 Double Bedrooms (for Denver). Portland to Pocatello—10 Sections, 1 Drawing-room, 2 Compartments (for Kansas City). Portland to Salt Lake City—10 Sec., D. R., Compt. Reclining Seat Coaches... Seattle to Portland; Portland to Pocatello; Pocatello to Salt Lake City. Dining Car... A la carte and club or table d'hote service.

★ NO. 458-18-34—PORTLAND ROSE—NORTHWEST SPECIAL—DAILY. No. 458 to Portland; No. 18 to Pocatello; No. 34 to Salt Lake City. Parlor Car... Seattle to Portland (R. R. Owned). Club Lounge Service... Portland to Ogden. Standard Sleeping Cars... Portland to Pocatello—10 Sec., D. R., Cpt. (for Chgo.). Portland to Pocatello—10 Roomettes, 6 Double Bedrooms (for Denver). Portland to Pocatello—10 Sections, 1 Drawing-room, 2 Compartments (for Kansas City). Portland to Salt Lake City—10 Sec., D. R., Compt. Reclining Seat Coaches... Seattle to Portland; Portland to Pocatello; Pocatello to Salt Lake City. Dining Car... A la carte and club or table d'hote service.

★ NO. 458-18-34—PORTLAND ROSE—NORTHWEST SPECIAL—DAILY. No. 458 to Portland; No. 18 to Pocatello; No. 34 to Salt Lake City. Parlor Car... Seattle to Portland (R. R. Owned). Club Lounge Service... Portland to Ogden. Standard Sleeping Cars... Portland to Pocatello—10 Sec., D. R., Cpt. (for Chgo.). Portland to Pocatello—10 Roomettes, 6 Double Bedrooms (for Denver). Portland to Pocatello—10 Sections, 1 Drawing-room, 2 Compartments (for Kansas City). Portland to Salt Lake City—10 Sec., D. R., Compt. Reclining Seat Coaches... Seattle to Portland; Portland to Pocatello; Pocatello to Salt Lake City. Dining Car... A la carte and club or table d'hote service.

★ NO. 402-12-30—IDAHOAN—DAILY. No. 402 to Portland; No. 12 to Pocatello; No. 30 to Salt Lake City. Club Lounge Car... Portland to Pocatello. Standard Sleeping Cars... Seattle to Pocatello—6 Sections, 6 Roomettes, 4 Double Bedrooms (Thru to St. Louis—Nos. 12-10). Nampa to Salt Lake City—10 Sec., 3 Dble Bedrooms. Reclining Seat Coaches... Seattle to Portland; Portland to Salt Lake City. Dining Car... Portland to Salt Lake City.

★ NO. 402-12-30—IDAHOAN—DAILY. No. 402 to Portland; No. 12 to Pocatello; No. 30 to Salt Lake City. Club Lounge Car... Portland to Pocatello. Standard Sleeping Cars... Seattle to Pocatello—6 Sections, 6 Roomettes, 4 Double Bedrooms (Thru to St. Louis—Nos. 12-10). Nampa to Salt Lake City—10 Sec., 3 Dble Bedrooms. Reclining Seat Coaches... Seattle to Portland; Portland to Salt Lake City. Dining Car... Portland to Salt Lake City.

PORTLAND — WALLA WALLA — YAKIMA — LEWISTON — SPOKANE

Table W All Trains Daily—(Pacific Standard Time). Includes routes for Portland, Walla Walla, Yakima, Lewiston, and Spokane with departure and arrival times.

Equipment for Table W. ★ NO. 20—SPOKANE—DAILY. Standard Sleeping Cars... Portland to Spokane—8 Sections, Buffet Lounge. Portland to Spokane—12 Rmte., 1 Sgl. & 4 Dbl. Bdrm. Portland to Walla Walla—10 Sec., 3 Dbl. Bedrooms (No. 64 Hinkle to Walla; No. 346 to Walla Walla). Coach Sleeping Cars... Portland to Lewiston—Coach Sleeping Car, 8 Sections. Sleepers can be occupied at Spokane and Walla Walla until 8:00 a.m. Reclining Seat Coaches... Portland to Spokane. Portland to Ayer; Ayer to Moscow (No. 62 beyond Ayer—see Table 76).

★ NO. 19—SPOKANE—DAILY. Standard Sleeping Cars... Spokane to Portland—8 Sections, Buffet Lounge. Spokane to Portland—12 Rmte., 1 Sgl. & 4 Dbl. Bdrm. Walla Walla to Portland—10 Sec., 3 Dbl. Bedrooms. (No. 345, Walla Walla to Wallula; No. 63 to Hinkle; open 9:30 p.m.). Coach Sleeping Cars... Lewiston to Portland—Coach Sleeping Car, 8 Sections (No. 73 to Ayer). Yakima to Portland—Coach Sleeping Car, 8 Sections (No. 63 to Hinkle). Reclining Seat Coaches... Spokane to Portland. Moscow to Ayer; Ayer to Portland (No. 61 to Ayer—see Table 76).

Spokane, San Francisco and Los Angeles

Table X All Trains Daily (Pacific Standard Time). Includes routes for Spokane, San Francisco, and Los Angeles with departure and arrival times.

Seattle, San Francisco and Los Angeles

Table Y All Trains Daily (Pacific Standard Time). Includes routes for Seattle, San Francisco, and Los Angeles with departure and arrival times.

PORTLAND, TACOMA AND SEATTLE

Table Z All Trains Daily. Includes routes for Portland, Tacoma, and Seattle with departure and arrival times.

★ NO. 401—DAILY. Standard Sleeping Cars... Portland to Seattle—10 Sec., D. R., Compt. Portland to Seattle—12 Rmte., 2 Sgl. & 3 Dbl. Bdrm. Portland to Seattle—12 Sections, Drawing-room, Portland to Tacoma—10 Sections, D. R., Compt. Sleepers open at Portland 9:30 p.m., at destinations until 8:00 a.m. Reclining Seat Coaches... Portland to Seattle.

★ NO. 460—DAILY SOUTHBOUND. Parlor Car... Seattle to Portland (R. R. Owned). Reclining Seat Coaches... Seattle to Portland. Dining Car... Serving necessary meals enroute.

★ NO. 408—DAILY. Parlor Car... Seattle to Portland (R. R. Owned). Standard Sleeping Cars... Seattle to Chicago—12 Roomettes, 4 Double Bedrooms (No. 106 from Portland). Seattle to San Francisco—22 Rmte., 10 Roomettes, 6 Double Bedrooms, (2 cars), 4 Compts., 4 Double Bedrooms, 2 Drawing Rooms. Reclining Seat Coaches... Seattle to Portland. Dining Car... Serving necessary meals enroute.

★ NO. 458—DAILY Streamliner. Astra Dome Obs.-Lounge... Seattle to Portland. Astra Dome Room... Seattle to Portland (R. R. Owned). Astra Dome Dining Car... (Roomette, 3 Compartments, 2 Drawing-rooms). Astra Dome Coach... Seattle to Portland (All seats reserved). Astra Dome Dining Car... Seattle to Portland (Not reserved).

★ NO. 402—DAILY. Standard Sleeping Cars... Seattle to Portland—10 Sec., D. R., Compt. Seattle to Portland—12 Rmte., 2 Sgl. & 3 Dbl. Bdrm. Seattle to Portland—12 Sections, Drawing-room. Seattle to St. Louis—6 Sections, 6 Roomettes, 4 Double Bedrooms (Nos. 12-10 through from Portland). Tacoma to Portland—10 Sections, D. R., Compt. Sleepers open at Seattle and Tacoma at 9:30 p.m., at Portland until 7:30 a.m. Reclining Seat Coaches... Seattle to Portland.

Equipment for Tables Y and Z NORTHBOUND

★ NO. 457—DAILY Streamliner. Astra Dome Obs.-Lounge... Portland to Seattle. Parlor Car... Portland to Seattle (R. R. Owned). Astra Dome Room... Portland to Seattle (R. R. Owned)—8 Duplex Rmte., 3 Compartments, 2 Drawing-rooms. Standard Sleeping Car... Chicago to Seattle—12 Roomettes, 4 Double Bedrooms (No. 105 to Portland). Astra Dome Coach... Portland to Seattle (All seats reserved). Reclining Seat Coaches... Portland to Seattle (Not reserved). Astra Dome Dining Car... Portland to Seattle.

★ NO. 407—DAILY. Parlor Car... Portland to Seattle (R. R. Owned). Standard Sleeping Cars... San Francisco to Seattle—22 Rmte., 10 Roomettes, 6 Double Bedrooms, (2 cars), 4 Compts., 4 Double Bedrooms, 2 D. R., (S.P. No. 12 to Portland). Reclining Seat Coaches... Portland to Seattle. Dining Car... Serving necessary meals enroute.

★ NO. 459—DAILY. Parlor Car... Portland to Seattle (R. R. Owned). Standard Sleeping Car... St. Louis to Seattle—6 Sections, 6 Roomettes, 4 Double Bedrooms (Nos. 9-11 to Portland). Reclining Seat Coaches... Portland to Seattle. Dining Car... Serving necessary meals enroute.

Arrives, departs Seattle Union Depot. Arrives, departs Seattle King Street Station. (H) Daily except Sundays and holidays. Rail station is at Kelso. There is independent bus service between Kelso and Longview every 20 minutes. Regularly assigned through cars air-conditioned. U. P. Stages, Portland—Spokane. Observation-Lounge for Parlor and Sleeping Car passengers only. (K) Conditional stop; consult agent. (A) Runs via Davis.



UNION PACIFIC RAILROAD
AND CONNECTIONS

7038-B

POOLE BROS. INC. CHICAGO

3 15 33

GULF OF MEXICO

California, Pacific Northwest, Utah and Colorado to Omaha and Chicago

Table No. 2 The Overland Route. EASTBOUND—Read Down. From Pacific Coast. Local. Includes routes from San Francisco, Los Angeles, and other coastal cities to Omaha and Chicago.

Footnotes for Table 2. Carries only coaches for passengers; no dining car or sleeping car. Limited handling of checked baggage on this train; consult agent.

California, Pacific Northwest, Utah and Colorado to Omaha and Chicago

Table No. 2 (Continued) The Overland Route. EASTBOUND—Read Down. From Pacific Coast. From Colo. Local. Includes routes from San Francisco, Los Angeles, and other coastal cities to Omaha and Chicago, with a handwritten calculation 990 - 709 = 281.

Musical Romances ON THE RAILROAD NBC HOUR NETWORK Every Monday Night

Write Union Pacific Railroad, Dept. T T, Omaha 2, Nebr., for FREE COPY of Union Pacific folder map showing military camps, bases, air bases—in handy pocket size.

Between Chicago, Omaha, Denver, Ogden, Salt Lake City and Los Angeles

Table No. 3 The Overland Route. WESTBOUND—Read Down and EASTBOUND—Read Up. Includes routes for Chicago, Omaha, Denver, Ogden, Salt Lake City, and Los Angeles with various train and bus services.

Footnotes for Table 3

Motor bus between Lund and Cedar City. Motor bus connections with main line trains at East Los Angeles. No checked baggage handled on these trains. Via Cut-off; not via Cheyenne. Stops only on signal. Stops to let off paying passengers; also to take for Los Angeles. Stops to let off paying passengers from Salt Lake City or beyond; also to take for Los Angeles. Stops to let off paying passengers from Los Angeles; and to take for Salt Lake City or beyond. See Tables 24 and 30 for service between St. Louis, Kansas City, Denver and Cheyenne. Stops to take paying passengers for Salt Lake City or beyond. Stops to let off or take on passengers. Stops to let off paying passengers from Salt Lake City or beyond. Stops to let off paying passengers from Omaha or beyond. Mileage shown on mile posts is from Council Bluffs. See General Information, page 2, (C.S.T.) Central Standard Time—(M.S.T.) Mountain Standard Time. (P.S.T.) Pacific Standard Time. Time from 12:01 midnight to 12:00 noon shown in light face type. Time from 12:01 noon to 12:00 midnight shown in heavy face type.

NEW SCHEDULE Effective August 1, 1953. Faster by Several Hours between New York City and Los Angeles. Lv. New York 10:00 p.m. (via New York Central). Ar. Los Angeles. 9:00 a.m. (Third Morning) (via Union Pacific Railroad—Streamliner City of Los Angeles). No change of cars at Chicago. See Page 6 for complete New Schedule.

Between Chicago, Omaha, Denver, Ogden, Salt Lake City and Los Angeles

Table No. 3 (Continued) The Overland Route Pacific Standard Time. WESTBOUND—Read Down and EASTBOUND—Read Up. Includes routes for Chicago, Omaha, Denver, Ogden, Salt Lake City, and Los Angeles with various train and bus services.

Footnotes for Tables 4 to 12, Inclusive. Motor bus between Lund and Cedar City. Daily except Sunday. No. 306 leaves Provo daily except Saturday. Motor bus connections at East Los Angeles with east-bound main line trains. Buses on call only, and advance notice to U. P. ticket agent is necessary. Daily motor coach service of the Union Pacific Stage Co. shown in tables 7, 8 and 9, is operated over public highways. Rail tickets honored. Stops to take on or let off passengers. Trains 309 and 310 operate from June 14 through September 9, between Salt Lake City and Cedar City. Motor bus connections with main line trains at East Los Angeles. Las Vegas—Tonopah—Reno Stage Line, Inc.—Rail revenue tickets honored. NOTE—For sleeping car and other equipment between Chicago—Cedar City, St. Louis—Cedar City, and Los Angeles—Cedar City, see Condensed Tables A and D, pages 8-9 and 14-15.

Chicago — Salt Lake City — Cedar City St. Louis — Salt Lake City — Cedar City Los Angeles — Cedar City

Table No. 4 Condensed Schedule (Summer Season) SEE NOTE. Includes routes for Chicago, St. Louis, Salt Lake City, Cedar City, and Los Angeles.

East Los Angeles — Pasadena — Glendale

Table No. 7 Pacific Time. Includes routes for East Los Angeles, Pasadena, and Glendale.

East Los Angeles — Long Beach — San Pedro

Table No. 8 Pacific Time. Includes routes for East Los Angeles, Long Beach, and San Pedro.

East Los Angeles — Whittier — Anaheim

Table No. 9 Pacific Time. Includes routes for East Los Angeles, Whittier, and Anaheim.

Salt Lake City — Provo — Lyndyl

Table No. 5 Mountain Standard Time. Includes routes for Salt Lake City, Provo, and Lyndyl.

Las Vegas—Boulder City—Hoover Dam—Lake Mead

Table No. 10 Pacific Time (Revised 7-20-53). Includes routes for Las Vegas, Boulder City, Hoover Dam, and Lake Mead.

Lund — Cedar City

Table No. 12 Mount Time. Includes routes for Lund and Cedar City.

For equipment, see pages 6 to 23, inclusive.

For equipment, see pages 6 to 23 inclusive.

For explanation of reference marks in table 3, see page 30; in tables 4 to 12, see top of this page.

Between Chicago, Omaha, Denver, Ogden and San Francisco

Table No. 14 The Overland Route. WESTBOUND—Read Down and EASTBOUND—Read Up. Includes routes for C. & N. W., UNION PACIFIC, and SOUTHERN PACIFIC.

Footnotes for Page 32

- (f) Stops only on signal.
Via Borie Cut-off; not via Cheyenne.
A See tables 24 and 30 for service between St. Louis, Kansas City, Denver and Cheyenne.
B Stops to let off paying passengers from Ogden and beyond; also to take for Reno and beyond.
D Stops to let off paying passengers from Reno and beyond; also to take for Ogden and beyond.
E Stops to let off paying passengers from Ogden or beyond; also to take for Sacramento or beyond.
H Stops to take paying passengers for Ogden and beyond.
K Stops to let off paying passengers from Ogden or beyond.
M Stops to take paying passengers for Ogden or beyond; also to let off from Sacramento or beyond.
See table 31 for service between Ogden and Salt Lake City.
Leaves and arrives from Market Street station.
Leaves and arrives from Third Street station.
Limited handling of checked baggage on these trains; consult agent.
(C.S.T.) Central standard time.
(M.S.T.) Mountain standard time.
(P.S.T.) Pacific standard time.
Mileage shown on mile posts is from Council Bluffs. See General Information, page 2.

Rail—Auto Travel Plan

Ask your Ticket Agent for information and about arrangements. You can...

RENT A NEW CAR

at your train destination. This plan makes it easy for you to have a car ready for your convenience when you reach the end of your train journey.

DRIV-UR-SELF RENTAL STATIONS

are located in many cities in the United States and Canada. Ask your Railroad Ticket Agent about the plan.

San Francisco, Sacramento and Los Angeles (Via Southern Pacific)

Table No. 15 and Table No. 16. Via Valley Line and Via Coast Line. Includes routes for San Francisco, Sacramento, and Los Angeles.

For equipment, see pages 6 to 23, inclusive.

Between Chicago, Omaha and Denver

Table No. 17 The Overland Route. WESTBOUND—Read Down and EASTBOUND—Read Up. Includes routes for UNION PACIFIC and SOUTHERN PACIFIC.

Denver—La Salle—Ft. Collins

Table No. 18 and Table No. 19. (Mountain Standard Time). Includes routes for Denver, La Salle, and Ft. Collins.

Footnotes for Page 33

- * Daily (f) Stops only on signal.
Mixed passenger train.
Colorado passengers on No. 86 for local stations in Nebraska are transferred to No. 12 at Julesburg or North Platte.
A Stops to let off paying passengers from Denver or beyond; also to take on for points east of Julesburg.
B Mixed train 334 runs to Denver direct via Main Line; See Table 30, page 37.
D Mixed trains 211 and 212 in irregular daily service. Consult Agent.
E Regular bus service only during Park summer season.
G Stops to take paying passengers for Denver; also to let off from Chicago.
Tickets reading via Union Pacific Railroad will be honored on these Rocky Mountain Motor Co. buses between Fort Collins and Greeley or La Salle.
Mileage shown on mile posts is from Council Bluffs. For explanation see page 2. Time from 12:01 midnight to 12:00 noon is in light face type.
Time from 12:01 noon to 12:00 midnight shown in heavy face type. Where no time shown, trains do not stop, except as indicated by reference marks.
H Stops to let off paying passengers from stations in Colorado.
K Yellow Cab Co., between La Salle and Greeley meets all trains. Arrange in advance with La Salle agent.
M Stops to take on paying passengers for points east of Julesburg.
N Stops to let off paying passengers from Denver; also to take for Chicago.
O Stops to take paying sleeping car passengers for Omaha or beyond; also to let off paying passengers from Julesburg or beyond.
P Stops to take on paying passengers for points west of Julesburg.
S Stops to let off paying passengers from points east of La Salle.

PLANNING A VACATION?

May we suggest that you ask about our All-Expense, Escorted Tour Vacations? There's no vacation like a Western Vacation—and none so "easy to take" as an escorted, all-expense tour. All reservations are made in advance—there are no travel details to worry about—and you know the cost before you start.

Tours leave Chicago and Omaha weekly from mid-June until early September to many of the principal attractions in the West. Each visit at least one National Park including Yellowstone, Grand Teton, Rocky Mountain, Zion, Bryce Canyon, Grand Canyon, Yosemite and Mt. Rainier, as well as other interesting stopovers in Colorado, California, Utah, the Pacific Northwest and the Canadian Rockies.

Let us tell you about them. Our 68-page color-illustrated booklet, "Western Summer Tours" contains complete day-by-day descriptions. Ask your nearest Union Pacific representative or mail the coupon for your copy—it's FREE.

UP-C & NW Department of Tours. Name, Address, City, Zone, State.

For equipment, see page 18.

Between Chicago, Omaha and Spokane, Portland, Tacoma and Seattle

Table No. 20 The Overland Route. Includes WESTBOUND-Read Down and EASTBOUND-Read Up schedules for Chicago, Omaha, Spokane, Portland, Tacoma, and Seattle. Includes footnotes for pages 34 and 35.

For equipment, see pages 6 to 23, inclusive.

Between Chicago, Omaha and Spokane, Portland, Tacoma and Seattle

Table No. 20 (Continued) The Overland Route. Includes WESTBOUND-Read Down and EASTBOUND-Read Up schedules for Chicago, Omaha, Spokane, Portland, Tacoma, and Seattle. Includes footnotes for pages 31 and 35.

For equipment, see pages 6 to 23, inclusive.

For explanation of reference marks, see page 34.

Between St. Louis, Kansas City, Topeka, Salina and Denver

Table 24: The Overland Route. Table 25: Kansas City - Junction City - Concordia. Table 26: Kansas City - Salina - Solomon - Beloit. Table 27: Kansas City - Salina - McPherson. Table 28: Kansas City - Salina - Plainville - Oakley.

For equipment see pages 3 to 23, inclusive. For explanation of reference marks see, page 37.

Between Denver, Cheyenne and Salt Lake City

Table 30: The Overland Route (Mountain Standard Time). Table 31: Between Ogden and Salt Lake City. Table 32: Ogden - Echo - Coalville - Park City. Table 33: Laramie - Centennial - Coalmont. Table 34: Walcott - Saratoga - Encampment.

Distance Between Denver and Salt Lake City via Borie is 613 miles; via Cheyenne is 625 miles.

Between Ogden and Salt Lake City

Table 31: Between Ogden and Salt Lake City. Table 32: Ogden - Echo - Coalville - Park City. Table 33: Laramie - Centennial - Coalmont. Table 34: Walcott - Saratoga - Encampment.

Footnotes for Pages 36 and 37

- NOTE - See table 20 for detail schedules to Pacific Northwest.
NOTE - See table 14 for detail schedules to San Francisco.
NOTE - See table 3 for detail schedules to Los Angeles.
Mountain Time on the main line but trains to or from Oakley on the Colby branch line use Central Time.
Monday, Wednesday and Friday only.
Tuesday, Thursday and Saturday only.
Stops to take paying passengers for Denver and beyond.
Stops to let off paying passengers from Denver and beyond.
Stops to take on or let off passengers from Denver or beyond.
Stops to let off paying passengers from Ogden or beyond.
Stops to let off paying passengers from Granger or beyond.

For equipment, see pages 6 to 23, inclusive.

Between Salt Lake City, Ogden, Pocatello, West Yellowstone and Butte

Table No. 36 The Overland Route. For other trains between Salt Lake and Ogden see Table No. 31. (Mountain Standard Time)

Cache Junction - Logan - Preston. Table No. 37 (Mountain Time)

Ogden - Brigham - Malad. Table No. 38 (Mountain Time)

Salt Lake - Idaho Falls - W. Yellowstone (Summer Season). Table No. 39 (Mountain Time)

Salt Lake - Idaho Falls - Ashton - Victor. Table No. 40 (Mountain Time)

Footnotes for Page 38

* Daily. (f) Stops only on signal. † Daily except Sunday. A Stops to let off paying passengers from beyond Pocatello. B Stops to take on or let off passengers. D Stops to take on or let off passengers. E Stops to let off paying passengers; also to take for Idaho Falls or beyond. H Stops to take paying passengers; also let off from Idaho Falls or beyond. Nos. 35 and 36 between Salt Lake and West Yellowstone, and Nos. 47 and 48 between Ashton and Victor, operate only during Yellowstone and Grand Teton Park summer season June 22 through September 10. Local freight with combination coach-baggage car.

Union Pacific Branch Lines

Omaha - North Platte - So. Torrington. Table No. 42 (Central Time)

Kearney - Stapleton. Table No. 43 (Central Time)

Columbus - Norfolk. Table No. 44 (Central Time)

Central City - Valparaiso. Table No. 45 (Central Time)

Columbus - Spalding. Table No. 46 (Central Time)

Columbus - Albion. Table No. 47 (Central Time)

Grand Island - Ord. Table No. 48 (Central Time)

Grand Island - Loup City. Table No. 49 (Central Time)

Lawrence - Leavenworth. Table No. 50 (Central Time)

Manhattan - Marysville. Table No. 54 (Central Time)

Kansas City - Topeka - Marysville Grand Island. Table No. 52 (Central Time)

St. Joseph - Marysville. Table No. 53 (Central Time)

Manhattan - Marysville. Table No. 54 (Central Time)

* Daily. † Sunday only. ‡ Daily except Monday. B Sundays, Wednesdays and Fridays only. H Mondays, Wednesdays and Fridays only. E Tuesdays, Thursdays, and Saturdays only. K Freight service only. On days livestock is to be carried, train No. 82 runs about one-half hour later than schedule shown. (f) Stops on signal. ^ Center Service Bus Lines - Rail tickets honored.

Connecting Bus Service

Portland — Umatilla — Spokane
Pendleton — Umatilla — Spokane

Table No. 83 (Pacific Time) bus schedule table with columns for Motor Bus Daily, Mls., and destinations like Portland, Umatilla, Pendleton, Spokane.

Pendleton — Spokane

Table No. 84 (Pacific Time) bus schedule table with columns for Motor Bus Daily, Mls., and destinations like Pendleton, Adams, Athena, Weston, Milton, Freewater, Walla Walla Wash., Dayton, Dodge Jet.

Table No. 84a (Pacific Time) bus schedule table with columns for Motor Bus Daily, Mls., and destinations like Walla Walla Wash., Kennewick, Sunnyside, Yakima, Rosalia, Oakesdale, Garfield, Pullman.

Spokane — Moscow — Lewiston

Table No. 85 (Pacific Time) bus schedule table with columns for Motor Bus Daily, Mls., and destinations like Spokane, Rosalia, Pullman, Moscow, Lewiston.

Footnotes for Page 42

(C) Overland Greyhound Bus Lines—Rail tickets honored. (M.T.) Mountain Time. (P.T.) Pacific Time. (N) North West Greyhound Lines—Rail tickets honored. (†) Daily except Sunday.

UNION PACIFIC TRAINS USE THESE STATIONS

Boise, Idaho: Union Pacific Station. Butte, Montana: Union Station, 820 East Front Street. Cheyenne, Wyoming: Union Pacific Station, 15th Street at Capital Avenue. Chicago, Illinois: C. & N. W. Terminal, Canal and Madison Streets. Denver, Colorado: Union Station, Foot of Seventeenth Street. Kansas City, Mo: Union Station, Main Street and Union Station Plaza. Los Angeles, Calif: Los Angeles Union Passenger Terminal, Alameda and Aliso Streets. Oakland, Calif: Southern Pacific 16th Street Station, Foot of 16th Street. Oakland Pier, Calif: Southern Pacific Terminal. Ogden, Utah: Union Station, 25th and Wall Streets. Olympia, Wash: Union Pacific Station, Corner 4th Avenue and Adams Street. Omaha, Nebraska: Union Station, 10th and Marcy Streets. Pendleton, Oregon: Union Pacific Station, Corner Main and Frazer Sts. Pocatello, Idaho: Union Pacific Station, Foot of West Bonneville Street. Portland, Oregon: Union Station, Sixth and Johnson Streets. Riverside, Calif: Union Pacific Station, 7th and Vine Streets. San Bernardino, Calif: Union Station, West Third Street. San Francisco, Calif: Ferry Depot, Foot of Market Street. Salina, Kansas: Union Station, 400 North 13th Street. Salt Lake City, Utah: Union Pacific Station, South Temple and Third West Streets. Seattle, Wash: Union Station, 4th Avenue, South, and Jackson Street. Spokane, Wash: Union Station, Corner Trent Avenue between Stevens and Washington Streets. St. Louis, Mo: Union Station, 18th and Market Streets. Tacoma, Wash: Union Station, 1713 Pacific Avenue. Topeka, Kansas: Union Pacific Station, Railroad and North Jackson Streets. Yakima, Wash: Union Pacific Station, West Yakima and South Second Ave.

Connections at Omaha

Large bus schedule table for Omaha connections, including routes to C. & N. W., The Millw. Road, C. R. I. & P., C. B. & Q., Mo. Pac., and C. G. W. with various time slots and destinations.

Connections at Kansas City

Large bus schedule table for Kansas City connections, including routes to Frisco Lines, K. C. S., The Milwaukee Road, C. R. I. & P., M. K. T., and Wabash with various time slots and destinations.

Connections at Denver

Table of rail connections at Denver, including routes to Colorado Springs, Pueblo, Oklahoma City, Ft. Worth, Dallas, and other regional destinations.

Connections at Spokane and Butte

Table of rail connections at Spokane and Butte, including routes to the Milwaukee Road, N.P., S.L.C.P.E., and Great Northern.

Connections at Los Angeles

Table of rail connections at Los Angeles, including routes to A.T. & S.F., San Diego, and other regional destinations.

Connections at Portland

Table of rail connections at Portland, including routes to S.P. & S., Astoria, and other regional destinations.

Connections at Seattle

Table of rail connections at Seattle, including routes to Great Northern, P.S.N.Co., and other regional destinations.

Connections at Salt Lake City

Table of rail connections at Salt Lake City, including routes to Western Pacific, Sacramento (P.T.), and other regional destinations.

Do You Know About Our Prepaid Ticket Order Plan?

- List of benefits and details regarding the Prepaid Ticket Order Plan, including service availability and terms.

UNION PACIFIC RAILROAD

Footnotes for Pages 43 and 44: All trains daily except when otherwise indicated. Mondays, Wednesdays and Fridays only. Tuesdays, Thursdays, and Saturdays only. Stops on signal. Daily. Daily except Sunday. Sunday only. Bus Connection. Conditional stop; consult agent. C. & N. W. R. R. to and from Rochester.

ONE WAY RAIL FARES - 30 DAY LIMIT

Large table of one-way rail fares for 30-day limits, organized by destination (Las Vegas, Boise, Denver, Salt Lake City, Spokane, Seattle, Portland, San Francisco, Los Angeles, Salt Lake City) and route class (FIRST, COACH).

These Westbound fares are compiled from current tariffs as of June 1, 1953 for information only. Not to be used for selling purposes. Subject to change without notice. (Transportation Tax not included.)

To Los Angeles only.

ROUND TRIP RAIL FARES — SIX MONTHS LIMIT

(Transportation Tax not included.)

These westbound fares are compiled from current Tariffs as of June 1, 1953 for information only. Not to be used for selling purposes. Subject to change without notice.

FROM	TO	Los Angeles, San Diego, Calif.		San Francisco, Calif.		Portland, Ore.; Tacoma, Seattle, Wash.		Spokane, Walla Walla, Wn.; Lewiston, Ida.		Salt Lake City, Utah		Cedar City, Utah		West Yellowstone Mont.; Victor, Ida.		Sun Valley, Ida. Ketchum, Ida.		Denver, Colo.	
		CLASS		CLASS		CLASS		CLASS		CLASS		CLASS		CLASS		CLASS		CLASS	
		FIRST	COACH	FIRST	COACH	FIRST	COACH	FIRST	COACH	FIRST	COACH	FIRST	COACH	FIRST	COACH	FIRST	COACH	FIRST	COACH
Aberdeen, S. D.		\$114.25	\$84.10	\$114.25	\$84.10	\$93.46	\$68.13	\$81.75	\$61.60	\$81.85	\$63.15	\$93.95	\$72.50	\$77.80	\$60.05	\$92.45	\$69.05	\$51.70	\$39.95
Akron, Ohio		157.60	112.45	157.60	112.45	146.15	104.30	128.20	95.70	118.25	89.50	130.30	98.80	114.15	86.35	128.20	95.70	91.55	68.90
Albany, N. Y.		196.75	137.40	196.75	137.40	185.30	129.25	167.35	120.65	157.40	114.45	169.45	123.75	153.30	111.30	167.35	120.65	130.70	93.85
Ann Arbor, Mich.		148.80	106.80	148.80	106.80	137.35	98.65	119.40	90.05	109.45	83.85	121.50	93.15	105.35	80.70	119.40	90.05	82.75	63.25
Atlanta, Ga. (via Chicago)		146.00	108.85	146.00	108.85	149.45	108.15	137.30	99.45	119.60	91.70	135.70	104.10	125.80	96.55	136.40	99.45	91.40	69.95
Atlanta, Ga. (via St. Louis)		146.00	108.85	146.00	108.85	149.45	108.15	137.30	99.45	119.60	91.70	135.70	104.10	125.80	96.55	136.40	99.45	91.40	69.95
Atlanta, Ga. (via Kansas City)		146.00	108.85	146.00	108.85	149.45	108.15	137.30	99.45	119.60	91.70	135.70	104.10	125.80	96.55	136.40	99.45	91.40	69.95
Baltimore, Md.		185.75	134.20	185.75	134.20	180.55	126.05	162.60	117.45	152.65	111.25	164.70	120.55	148.55	108.10	162.60	117.45	125.95	90.65
Birmingham, N. Y.		189.05	132.20	189.05	132.20	177.60	124.05	159.65	115.45	149.70	109.25	161.75	118.55	145.60	106.10	159.65	115.45	123.00	88.65
Birmingham, Ala. (via Chicago)		134.45	100.55	134.45	100.55	137.90	99.90	125.75	91.20	108.05	83.45	124.15	95.85	114.25	88.30	124.85	91.20	79.85	61.70
Birmingham, Ala. (via St. Louis)		134.45	100.55	134.45	100.55	137.90	99.90	125.75	91.20	108.05	83.45	124.15	95.85	114.25	88.30	124.85	91.20	79.85	61.70
Birmingham, Ala. (via Kansas City)		134.45	100.55	134.45	100.55	137.90	99.90	125.75	91.20	108.05	83.45	124.15	95.85	114.25	88.30	124.85	91.20	79.85	61.70
Boston, Mass.		214.91	151.08	214.91	151.08	203.46	142.93	185.51	134.33	175.56	128.13	187.61	137.43	171.46	124.98	185.51	134.33	148.86	107.53
Buffalo, N. Y. (via Standard)		171.50	120.45	171.50	120.45	160.05	112.30	142.10	103.70	132.15	97.50	144.20	106.80	128.05	94.35	142.10	103.70	105.45	76.90
Buffalo, N. Y. (via Differential)		168.65	117.90	171.50	120.45	157.20	109.75	139.25	101.15	129.30	94.95	141.35	104.25	125.20	91.80	139.25	101.15	102.60	74.35
Canton, Ohio		158.85	113.10	158.85	113.10	147.40	104.95	129.45	96.35	119.50	90.15	131.55	99.45	115.40	87.00	129.45	96.35	92.80	69.55
Cedar Rapids, Ia.		117.90	85.95	117.90	85.95	105.35	76.55	93.10	67.95	73.85	57.00	88.60	68.40	72.45	55.95	88.15	67.95	47.20	36.45
Charleston, W. Va.		158.16	117.01	158.16	117.01	151.71	109.26	139.46	100.56	124.46	94.66	140.61	105.50	125.80	93.05	138.76	100.56	99.45	70.00
Charlotte, N. C. (via Chicago)		164.05	121.70	164.05	121.70	165.65	118.60	153.50	109.90	137.65	103.80	153.75	116.20	142.85	107.60	153.50	109.90	109.45	82.05
Charlotte, N. C. (via St. Louis)		164.05	121.70	164.05	121.70	165.65	118.60	153.50	109.90	137.65	103.80	153.75	116.20	142.85	107.60	153.50	109.90	109.45	82.05
Chattanooga, Tenn. (via Chicago)		141.50	104.95	141.50	104.95	142.85	102.35	130.70	93.65	117.10	87.55	131.20	99.95	120.05	91.35	130.40	93.65	86.90	65.80
Chattanooga, Tenn. (via St. Louis)		141.50	104.95	141.50	104.95	142.85	102.35	130.70	93.65	117.10	87.55	131.20	99.95	120.05	91.35	130.40	93.65	86.90	65.80
Chicago, Ill.		126.45	90.15	126.45	90.15	115.00	82.00	97.05	73.40	87.10	67.20	99.15	76.50	83.00	61.35	97.05	73.40	60.40	46.60
Cincinnati, Ohio		143.90	106.40	143.90	106.40	137.45	98.65	123.35	89.95	110.20	84.05	125.45	95.70	109.30	83.25	123.35	89.95	83.60	63.10
Cleveland, Ohio (via Standard)		156.60	111.85	156.60	111.85	145.15	103.70	127.20	95.10	117.25	88.90	129.30	98.20	113.15	85.75	127.20	95.10	90.55	68.30
Cleveland, Ohio (via Differential)		154.65	110.00	154.65	110.00	143.20	101.85	125.25	93.25	115.30	87.05	127.35	96.35	111.20	83.90	125.25	93.25	88.60	66.45
Clinton, Ia.		122.70	89.25	122.70	89.25	109.70	79.70	94.75	71.00	78.60	60.70	92.75	71.55	76.60	59.10	92.85	71.00	51.90	40.10
Columbus, Ohio		154.12	110.40	154.12	110.40	142.95	102.25	125.00	93.65	115.05	87.45	127.10	96.75	110.95	84.30	125.00	93.65	88.35	66.85
Columbia, S. C. (via Chicago)		162.55	120.60	162.55	120.60	166.80	119.60	154.90	110.90	137.30	104.35	153.05	116.45	143.50	108.60	154.10	110.90	109.10	82.60
Columbia, S. C. (via St. Louis)		162.55	120.60	162.55	120.60	166.80	119.60	154.90	110.90	137.30	104.35	153.05	116.45	143.50	108.60	154.10	110.90	109.10	82.60
Dallas, Texas (via Kansas City)		110.25	79.35	110.25	79.35	*114.80	*81.85	108.65	81.00	76.15	58.75	92.25	71.15	93.20	72.05	94.30	72.80	48.60	37.55
Dallas, Texas (via Denver)		92.45	68.75	106.05	75.60	*114.80	*81.85	108.65	81.00	76.15	58.75	92.25	71.15	93.20	72.05	94.30	72.80	50.30	38.85
Davenport, Ia.		120.20	87.75	120.20	87.75	109.70	79.70	96.50	71.00	77.00	59.40	93.00	71.75	76.85	59.30	91.25	70.50	50.30	38.85
Dayton, Ohio		147.66	107.85	147.66	107.85	138.90	99.70	120.95	91.10	111.00	84.90	123.05	94.20	106.90	81.75	120.95	91.10	84.30	63.75
Decatur, Ill. (via Chicago)		126.45	90.15	126.45	90.15	115.00	82.00	97.05	73.40	88.95	68.95	103.40	79.80	87.25	67.35	97.05	73.40	70.35	54.25
Decatur, Ill. (via St. Louis)		126.45	90.15	126.45	90.15	115.00	82.00	97.05	73.40	88.95	68.95	103.40	79.80	87.25	67.35	97.05	73.40	70.35	54.25
Denver, Colo.		80.65	60.60	80.65	60.60	*77.20	*55.15	71.60	51.15	34.45	26.55	50.55	39.00	47.70	36.45	48.80	37.70	40.10	30.95
Des Moines, Ia.		111.65	81.60	111.65	81.60	102.30	73.90	90.15	65.30	66.80	51.55	82.95	63.95	69.35	53.60	81.05	62.60	40.10	30.95
Detroit, Mich.		151.90	108.80	151.90	108.80	140.45	100.65	122.50	92.05	112.55	85.85	124.60	95.15	108.45	82.70	122.50	92.05	85.85	65.25
Duluth, Minn.		123.40	90.15	123.40	90.15	*103.66	*75.10	*94.35	*69.05	87.35	67.45	99.95	77.15	*72.65	*56.10	98.20	72.80	60.50	46.75
Erie, Pa.		164.50	116.40	164.50	116.40	153.05	108.25	135.10	99.65	125.15	93.45	137.20	102.75	121.05	90.30	135.10	99.65	99.45	72.85
Evansville, Ind. (via Chicago)		131.75	94.40	131.75	94.40	121.20	86.65	108.95	77.95	95.00	74.15	110.10	84.45	97.90	75.10	108.25	77.95	65.25	49.90
Evansville, Ind. (via St. Louis)		131.75	94.40	131.75	94.40	121.20	86.65	108.95	77.95	95.00	74.15	110.10	84.45	97.90	75.10	108.25	77.95	65.25	49.90
Flint, Mich.		149.35	107.35	149.35	107.35	137.90	99.20	119.95	90.60	110.10	84.40	122.05	93.70	105.90	81.15	119.95	90.60	83.30	63.80
Fort Wayne, Ind.		139.81	100.27	139.81	100.27	128.36	92.12	110.41	83.52	100.46	77.32	112.51	86.62	96.36	74.17	110.41	83.52	73.76	56.72
Grand Rapids, Mich.		143.13	102.61	143.13	102.61	131.68	94.46	113.73	85.86	103.78	79.66	115.83	88.96	99.68	76.51	113.73	85.86	77.08	59.06
Greensboro, N. C.		169.95	125.00	169.95	125.00	168.90	120.15	156.75	111.45	141.15	105.55	167.25	117.95	146.10	108.60	156.45	111.45	112.95	83.40
Harrisburg, Pa.		185.75	131.20	185.75	131.20	176.20	123.05	158.25	114.45	148.30	108.25	160.35	117.55	144.20	105.10	158.25	114.45	121.60	87.65
Hartford, Conn.		206.07	144.34	206.07	144.34	194.62	136.19	176.67	127.59	166.72	121.39	178.77	130.69	162.62	118.24	176.67	127.59	140.02	100.79
Houston, Texas (via Kansas City)		110.25	79.35	110.25	79.35	120.30	85.75	120.30	85.75	88.50	68.30	104.60	80.70	105.55	81.55	106.65	82.35	60.95	47.10
Houston, Texas (via Denver)		102.90	74.10	106.05	75.60	120.30	85.75	120.30	8										

PULLMAN SLEEPING CAR RATES

(Transportation Tax not included)

These fares compiled from current Tariffs as of June 1, 1953 for information only. Not to be used for selling purposes. Subject to change without notice. See Page 49 for Rates for Upper Berths, Drawing Rooms, Compartments, Bedrooms, Roomettes, etc. Based on Applicable Lower Berth.

Chicago	St. Paul Minneapolis	Co. Bluffs Omaha	St. Louis	Kansas City	Denver	BETWEEN		Salt Lake City	Butte	Portland	Seattle Tacoma	Los Angeles	San Francisco
Lower Standard Berth	Lower Standard Berth	Lower Standard Berth	Lower Standard Berth	Lower Standard Berth	Lower Standard Berth	AND		Lower Standard Berth	Lower Standard Berth	Lower Standard Berth	Lower Standard Berth	Lower Standard Berth	Lower Standard Berth
\$17.55	\$*18.80	\$13.80	\$17.55	\$14.50	\$10.65	Boise	Ida.	\$ 5.00	\$ 6.15	\$ 6.15	\$Q 8.00	\$A12.60	\$*13.90
9.95	12.25	13.80	11.55	13.80	19.00	Boston	Mass.	22.60	28.90	28.90	P 28.90	29.60	29.60
14.80	*16.55	11.55	14.50	12.25	10.25	Butte	Mont.	5.50	8.65	8.65	P 8.65	12.80	12.80
17.85	17.25	14.10	17.55	15.05	10.25	Cedar City	Utah	5.00	*10.50	*14.95	*16.55	6.90	G*11.90
10.65	9.95	6.55	10.65	8.30		Cheyenne	Wyo.	6.55	8.65	14.50	14.50	14.50	14.50
10.65	5.00	5.80	5.00	5.50	10.65	Chicago	Ill.	14.50	14.80	21.00	21.00	21.00	21.00
D14.50	D*16.55	D11.55	D14.50	D12.25	D 8.30	Denver	Colo.	7.60	10.25	14.80	14.80	15.40	15.40
5.50	5.80	5.00	5.00	5.00	6.55	Idaho Falls	Ida.	5.00	5.00	8.65	R10.25	10.95	11.95
16.60	16.05	12.30	16.60	13.50	9.60	Ketchum (Sun Valley)	Ida.	5.00	5.10	7.60	M9.60	12.25	12.25
18.45	18.10	15.40	18.45	16.35	11.95	Las Vegas	Nev.	5.50	9.95	*15.45	*17.05	5.00	G*10.00
18.45	*20.40	15.40	*21.05	16.05	13.80	Lewiston	Ida.	8.90	12.80	5.00	E13.50	*17.80	H*13.30
21.00	21.00	18.10	20.15	18.10	15.40	Los Angeles	Cal.	8.90	12.80	L11.95	E13.50	6.55	L 5.00
17.55	17.25	14.10	17.55	14.80	10.25	Lund	Utah	5.00	8.00	*14.95	*16.55	21.00	G*11.55
5.00	5.00	5.00	5.80	5.80	9.95	Minneapolis	Minn.	14.50	*18.50	*23.10	*23.10	21.00	21.00
8.90	12.25	12.80	10.65	12.80	18.10	New York	N. Y.	21.70	21.95	28.90	28.90	28.90	28.90
14.50	14.50	11.55	14.50	12.25	7.60	Ogden	Utah	11.55	11.55	5.00	K11.55	8.90	8.90
5.80	5.00	15.40	5.00	5.00	6.55	Omaha-Council Bluffs	Nebr.	7.60	6.90	5.00	N 5.50	A15.05	H*13.30
18.10	*20.40	15.40	17.55	16.05	12.25	Pendleton	Ore.	21.00	21.30	27.95	27.95	27.95	27.95
8.30	11.55	12.25	9.95	12.25	17.55	Philadelphia	Pa.						
14.50	*16.55	11.55	14.50	12.25	8.00	Pocatello	Ida.	5.00	5.00	8.30	9.95	10.25	11.95
21.00	*23.10	18.10	20.15	18.10	14.80	Portland	Ore.	9.95	8.65	5.00	L11.95	5.00	L 8.30
19.30	19.00	16.05	19.30	17.25	12.80	Reno	Nev.	8.30	12.25	L 8.00	F 9.60	L 5.00	L 5.00
21.00	21.00	18.10	20.15	18.10	14.50	Sacramento	Cal.	8.30	12.25	9.95	11.55	8.90	8.90
14.50	14.50	11.55	14.50	12.25	7.60	Salt Lake City	Utah		5.50				
21.00	21.00	18.10	20.15	18.10	15.40	San Francisco	Cal.	8.90	12.80	L 8.30	C 9.95	L 5.00	H 9.95
16.05	16.05	12.25	16.05	12.80	8.90	Seattle	Wash.	11.55	P 8.65	5.00	B 8.90	H13.50	H 9.95
18.10	*20.40	15.40	17.55	16.05	13.80	Shoshone	Ida.	5.00	5.00	7.60	18.10	18.10	12.25
5.00	5.80	5.00	5.00	5.00	9.95	Sioux City	Ida.	11.55	*16.55	18.10	18.10	18.10	18.10
16.60	16.05	12.30	16.60	13.50	9.60	Spokane	Wash.	9.95	P 5.00	5.00	P 5.00	A15.70	H12.25
21.00	*23.10	18.10	20.15	18.10	14.80	St. Louis	Mo.	*14.50	*14.50	*20.15	*20.15	*20.15	*20.15
14.50	*16.55	11.55	14.50	12.25	9.95	St. Paul	Minn.	14.50	*16.55	*23.10	*23.10	21.00	21.00
18.10	*20.40	15.40	17.55	16.05	13.80	Sun Valley (Ketchum)	Ida.	5.00	5.10	7.60	M 9.60	12.25	12.25
5.00	5.80	5.00	5.00	5.00	9.95	Tacoma	Wash.	11.55	P 8.65	5.00	H12.80	H 9.60	H 9.60
16.60	16.05	12.30	16.60	13.50	9.60	Victor	Ida.	5.00	5.00	10.25	10.25	11.95	*13.30
21.00	*23.10	18.10	20.15	18.10	14.80	Wallula	Wash.	8.30	*11.55	5.00	*10.00	15.70	H*13.30
14.50	*16.55	11.55	14.50	12.25	7.60	Washington	D. C.	21.00	21.30	27.95	27.95	27.30	27.30
18.10	*20.40	15.40	17.55	16.05	13.80	West Yellowstone	Mont.	5.00	5.00	10.25	10.25	11.95	11.95

Lower Standard Berth Rate Between Las Vegas, Nevada and Cedar City, Utah, \$5.00

- (A) Via Salt Lake City and Pocatello. * Made combination of fares.
- (B) From Tacoma, lower standard berth, \$8.65.
- (C) Via Southern Pacific Company and Portland. From Tacoma lower standard berth, \$9.60.
- (D) Also applies via Ogden. Where through car is operated via Salt Lake City charge for side trip Ogden to Salt Lake City and return with privilege of occupying car at Salt Lake City during one-half day's stop-over is \$2.00. When change of cars is necessary and passengers transfer at Salt Lake City instead of Ogden there is no charge for the side trip.
- (E) Via Southern Pacific Company and Portland. From Tacoma, lower standard berth, \$12.80.
- (F) Via Southern Pacific Company and Portland. From Tacoma, lower standard berth, \$8.90.
- (G) Via Los Angeles. (H) Via Southern Pacific Company and Portland.
- (K) From Tacoma, lower standard berth, \$10.95.
- (L) Via Southern Pacific Company.
- (M) From Tacoma, lower standard berth, \$8.90.
- (N) From Tacoma, lower standard berth, \$5.00.
- (P) Via Direct Lines. (Q) From Tacoma, lower standard berth \$7.60.
- (R) From Tacoma, lower standard berth \$9.95.

⊗ Berth rates to and from Cheyenne, Denver and west apply via Omaha or via Kansas City.
⊙ Rates effective and service available only during Park Summer Season.

Lower Standard Berth Rate to Los Angeles and Las Vegas from points shown, quoted via Pocatello, Idaho and Salt Lake City, Utah.

BETWEEN		
Ayer, Wash. and Los Angeles		\$15.70
Cheney, Wash. and Los Angeles		15.70
La Grande, Ore. and Los Angeles		14.50
Marengo, Wash. and Los Angeles		15.70
Hinkle, Ore. and Los Angeles		15.40
Wallula, Wash. and Los Angeles		15.70

BETWEEN		
Ayer, Wash. and Las Vegas, Nev.		13.25
La Grande, Ore. and Las Vegas, Nev.		11.25
Pendleton, Ore. and Las Vegas, Nev.		11.95
Shoshone, Ida. and Las Vegas, Nev.		8.30
Spokane, Wash. and Las Vegas, Nev.		14.10
Hinkle, Ore. and Las Vegas, Nev.		12.25
Wallula, Wash. and Las Vegas, Nev.		12.60

Bedroom Rates: Bedrooms are available on most Union Pacific trains, including the Streamliner trains. See equipment pages 8 to 23 inclusive. Double bedrooms have upper and lower berths. Duplex-Single Bedrooms have only one berth. (See table on opposite page). When occupied by one person, only one rail ticket required.

Exclusive Space Occupancy by One Person: One and one-fourth railroad tickets must be purchased for exclusive use of drawing-room; one and one-tenth tickets for compartment. If Streamliner "City of Los Angeles" or "City of San Francisco" is used, one and one-tenth first class special charge tickets are required for exclusive occupancy of a compartment, and one and one-fourth first class special service charge tickets for exclusive occupancy of a drawing-room. These tickets are in addition to the regular rail and Pullman tickets. Exception: Only one rail ticket is required for use of a compartment between Chicago, Ill., and Butte, Mont., or Pendleton, Ore., and points north and west thereof (also West Yellowstone, Mont., and Victor, Idaho).

Table of Rates for Various Accommodations in Standard Pullman Sleeping Cars Effective June 1, 1953

(Charges shown do not include federal tax)

Where Lower Berth Rate is	Upper Berth Rate is	Roomette for one Person is	Duplex Single Room for one Person is	Bed Room for one Person is	Bed Room for two or more Persons is	Bed R'm Suite for two or more Persons is	Comp-art'm't for one Person is	Comp-art'm't for two or more Persons is	Drawing Room for one Person is	Drawing Room for two or more Persons is
\$ 5.00	\$ 3.80	\$ 7.00	\$ 8.00	\$ 9.50	\$11.05	\$19.00	\$11.30	\$14.45	\$15.05	\$19.00
5.10	3.90	7.15	8.15	9.70	11.25	19.40	11.50	14.80	15.35	19.40
5.50	4.15	7.65	8.70	10.45	12.15	20.90	12.40	15.45	16.55	20.90
5.80	4.45	8.20	9.25	11.05	12.75	22.10	13.05	16.25	17.40	22.10
6.15	4.70	8.65	9.90	11.65	13.50	23.30	13.85	17.70	18.45	23.30
6.55	4.95	9.15	10.45	12.50	14.45	25.00	14.80	18.40	19.65	25.00
6.90	5.30	9.65	11.05	13.10	15.20	26.20	15.55	19.85	20.70	26.20
7.20	5.50	10.10	11.55	13.70	15.80	27.40	16.15	20.55	21.55	27.40
7.60	5.75	10.60	12.10	14.45	16.70	28.90	17.10	21.15	22.75	28.90
8.00	6.05	11.10	12.65	15.20	17.60	30.40	18.00	22.55	24.00	30.40
8.30	6.25	11.55	13.25	15.75	18.25	31.50	18.65	23.25	24.85	31.50
8.65	6.55	12.00	13.80	16.40	19.00	32.80	19.45	24.60	25.90	32.80
8.90	6.80	12.50	14.30	16.95	19.60	33.90	20.05	25.20	26.75	33.90
9.30	7.00	12.95	14.70	17.70	20.45	35.40	21.00	25.90	27.95	35.40
9.60	7.30	13.50	15.35	18.25	21.10	36.50	21.60	27.25	28.80	36.50
9.95	7.55	13.90	15.85	18.90	21.90	37.80	22.35	27.85	29.85	37.80
10.25	7.80	14.40	16.45	19.45	22.55	38.90	23.05	29.20	30.70	38.90
10.65	8.05	14.90	16.95	20.25	23.40	40.50	23.90	29.95	31.90	40.50
10.95	8.30	15.35	17.50	20.75	24.05	41.50	24.60	30.55	32.80	41.50
11.25	8.55	15.75	18.05	21.40	24.80	42.80	25.35	31.90	33.80	42.80
11.55	8.80	16.25	18.50	21.95	25.40	43.90	26.00	32.50	34.65	43.90
11.95	9.10	16.70	19.10	22.70	26.35	45.40	26.90	33.85	35.90	45.40
12.25	9.30	17.10	19.55	23.30	26.95	46.60	27.55	34.45	36.75	46.60
12.60	9.55	17.60	20.05	23.90	27.70	47.80	28.35	35.10	37.80	47.80
12.80	9.85	18.00	20.60	24.40	28.25	48.80	28.85	36.40	38.45	48.80
13.25	10.00	18.45	21.10	25.15	29.10	50.30	29.80	36.95	39.70	50.30
13.50	10.30	18.90	21.55	25.70	29.75	51.40	30.40	38.30	40.55	51.40
13.80	10.50	19.30	22.10	26.20	30.35	52.40	31.05	38.85	41.40	52.40
14.10	10.75	19.70	22.55	26.80	31.00	53.60	31.70	39.45	42.25	53.60
14.50	11.00	20.25	23.10	27.55	31.85	55.10	32.60	40.75	43.45	55.10
14.80	11.20	20.65	23.60	28.05	32.50	56.10	33.25	41.40	44.35	56.10
15.05	11.50	21.10	24.15	28.65	33.10	57.30	33.95	42.70	45.20	57.30
15.40	11.75	21.55	24.55	29.25	33.95	58.50	34.65	43.30	46.25	58.50
15.70	11.90	21.95	25.05	29.85	34.55	59.70	35.30	43.95	47.10	59.70
16.05	12.20	22.45	25.60	30.50	35.30	61.00				

TRAFFIC REPRESENTATIVES . . . UNION PACIFIC RAILROAD

Here, for your convenience, is a list of Union Pacific office addresses, telephone numbers, and names of the men and women at each. If you want advice in connection with your travel plans, call the nearest

office. Someone there will gladly give you the information. These offices are at your service—for reservations, for convenient side trips, for help in changing trains or making connections.

ABERDEEN, WASH.—3 Union Passenger Station, K and River Sts.— Phone 1018
 C. H. JACKA General Agent
 ALHAMBRA, CALIF.—City Tkt. Office, 51 S. Garfield Ave.— Phone ATlantic 18765
 J. M. MOONEY, JR. (or Phone Commercial 32624) Ticket Agent
 ASTORIA, ORE.—438 Commercial St.— Phone 304
 FLOYD C. FOSTER Traveling Freight and Passenger Agent
 ATLANTA 3, Ga.—1432 Healey Building Phone Lamar 6261
 P. S. SMITH General Agent
 J. R. TURNER (Tampa) Traveling Freight and Passenger Agent
 J. D. GLOVER Traveling Freight and Passenger Agent
 BEND, ORE.—1054 Bond St.— Phone 63
 H. D. ATHON General Agent
 BEVERLY HILLS, CALIF.—9571 Wilshire Blvd.— Phone CRestview 1-7167
 FREDERICK YATES (or Phone Bradshaw 2-1639) City Passenger Agent
 E. J. MURPHY City Ticket Agent
 BIRMINGHAM 3, ALA.—701 Brown-Mary Building Phone 7-1837
 J. E. PILON District Freight and Passenger Agent
 BOISE, IDAHO—City Ticket Office, Idaho Bldg., 212 No. 8th St.— Phone 3-6165
 KAY L. JOHNSON General Agent
 W. J. HYNES Special Representative
 R. C. COLE City Passenger and Ticket Agent
 D. F. ALVORD Traveling Passenger Agent
 T. F. MEYER Traveling Freight and Passenger Agent
 BOSTON 3, MASS.—208 Old South Bldg., 294 Washington St.— Phone
 M. W. COONERTY General Agent
 G. F. JUST (Hubbard 2-6380) City Passenger Agent
 HARRY A. HANSEN Traveling Freight and Passenger Agent
 W. H. BEST Traveling Freight and Passenger Agent
 BREMERTON, WASH.—Consolidated Ticket Office, 228 First St.— Phone 722
 S. S. HARVEY Ticket Agent
 BUTTE, MONT.—609 Metals Bank Bldg., 8 West Park Street— Phone 22359
 J. D. FORD General Agent
 W. H. WATSON City Freight and Passenger Agent
 R. E. HATZINGER Traveling Freight and Passenger Agent
 Consolidated Ticket Office—2 North Main Street— Phone 2716
 R. E. BERNER Ticket Agent
 CEDAR CITY, UTAH—Union Pacific Station Phone 95
 F. R. GAINES Agent
 CHEYENNE, WYO.—City Ticket Office, 120 W. 16th St.— Phone 4-421
 C. E. ASTLER Special Representative
 F. H. GILROY General Agent
 C. E. STONE Traveling Passenger Agent
 W. A. BROWN City Passenger and Ticket Agent
 CHICAGO 3, ILL.—11 South LaSalle Street at Madison—
 H. G. YERGER Phone Traffic Manager
 M. R. BRYAN (Randolph 6-0141) General Freight Agent
 C. E. SHANAHAN General Agent, Freight Department
 T. L. VOGEL Foreign Freight Traffic Manager
 CHICAGO 3, ILL.—City Ticket Office, One So. LaSalle Street—
 J. C. POLLOCK Phone General Passenger Agent
 ALBERT J. WHITE (Randolph 6-0141) District Passenger Agent
 P. B. KELCH City Ticket Agent
 ELMER YOUNG City Passenger Agent
 W. J. FORD City Passenger Agent
 T. R. WING Passenger Agent
 H. G. WELLS Passenger Representative
 G. W. BORGESON Passenger Representative
 T. E. TANN Traveling Passenger Agent
 J. J. CUMMINS Traveling Passenger Agent
 M. MARION A. MCKINNON Women's Travel Department
 CINCINNATI 2, OHIO—303 Dixie Term. Bldg., 4th & Walnut Sts.— Phone Main 0114
 F. B. SWOPE General Agent
 J. J. MCCARTHY District Passenger Agent
 J. M. WIDEMER City Passenger Agent
 W. T. NIELSEN Traveling Passenger Agent
 M. T. KAUMAN Traveling Passenger Agent
 CLEVELAND 13, OHIO—1407 Terminal Tower, 50 Public Square—
 G. A. BROWN Phone General Agent
 R. J. GOURLY (Main 1-3070) City Passenger Agent
 G. A. KINGSLEY Traveling Passenger Agent
 EDWIN H. ALLEN (Buffalo) Traveling Freight and Passenger Agent
 D. P. DRISCOLL Traveling Freight and Passenger Agent
 COUNCIL BLUFFS, IA.—Union Pacific Transfer Depot— Phone 6134
 W. M. CALHOUN Freight and Passenger Agent
 DALLAS 1, TEXAS—2108 Mercantile Bank Bldg.— Phone Riverside 1778
 C. M. BROWN General Agent
 H. A. ARNOLD Traveling Freight and Passenger Agent
 L. L. CRAWFORD Traveling Freight and Passenger Agent
 DENVER 2, COLO.—City Ticket Office, 535 17th Street— Phone Keystone 1111
 P. F. ECHELE Traffic Manager
 A. B. TAYLOR General Freight Agent
 N. E. LUTHI General Agent, Passenger Department
 J. L. BOSTICK City Ticket Agent
 E. R. A. SIMPERS City Passenger Agent
 ALVA L. SMITH City Passenger Agent
 H. A. ENGLESON City Passenger Agent
 O. B. STAPLETON Traveling Passenger Agent
 A. M. MCGLOSSON Depot Passenger Agent
 Mrs. LU GRAY BROWN Women's Travel Department
 DES MOINES 9, IOWA—407 Equitable Bldg., 6th & Locust Sts.— Phone 3-0533
 EUGENE R. FIELD General Agent
 W. W. MCKEE Traveling Freight and Passenger Agent
 C. W. JACKSON Traveling Passenger Agent
 DETROIT 26, MICH.—612 Book Bldg., 1249 Washington Blvd.—
 C. J. STEGEMAN Phone Traffic Manager
 F. O. KANSORKA (Woodward 1-7794) General Agent
 H. F. BREVORT District Passenger Agent
 W. J. WRIGHT City Passenger Agent
 W. A. JACOB, JR. Passenger Agent
 F. J. BEGGS, JR. (Grand Rapids) Traveling Freight and Passenger Agent
 J. K. SHERIDAN (Toledo) Traveling Freight and Passenger Agent
 A. J. BRAMAN Traveling Passenger Agent
 EAST LOS ANGELES, CALIF.—5454 Ferguson Drive— Phone Angeles 6509
 J. J. WALKER Ticket Agent

EUGENE, ORE.—Suite 21, Cascade Bldg., 163 East 12th Avenue Phone 5-8461
 J.E.ATHERTON General Agent
 C. T. GEARY Traveling Freight and Passenger Agent
 FRESNO 1, CALIF.—207 Rowell Bldg., Tulare St. & Van Ness Ave.— Phone 4-6571
 H. G. PELLETIER General Agent
 W. H. THOMEN (Bakersfield) Traveling Freight and Passenger Agent
 CARL BIANCHINI Traveling Freight and Passenger Agent
 GERING, NEBR.—Union Pacific Station— Phone 56
 F. M. PURNELL General Agent
 GLENDALE 3, CALIF.—City Ticket Office, 404½ North Brand Boulevard—
 W. A. SHOOK (Phone Citrus 1-2174 or Chapman 5-1370) General Agent
 HOLLYWOOD 28, CALIF.—City Ticket Office, 6702 Hollywood Blvd.—
 V. J. SCHMITTROTTH Phone Gen'l Agt., Passenger Department
 W. L. DUNCAN (Hollywood 4-0221) City Ticket Agent
 LEO P. DRAKE City Passenger Agent
 H. C. FARMER City Passenger Agent
 HUNTINGTON PARK, CALIF.—City Ticket Office, 7002 Pacific Blvd.—
 R. H. LUND (Phone Kimball 0281) Passenger Agent
 KANSAS CITY 6, MO.—200 Waldheim Bldg., 6 East Eleventh St.— Phone Victor 6530
 D. R. ALEXANDER General Freight and Passenger Agent
 A. H. GENGE General Agent, Freight Department
 City Ticket Office—2 East Eleventh Street— Phone Victor 6530
 HARRY M. BACK General Agent, Passenger Department
 C. T. CLARKE City Ticket Agent
 T. F. HERMON City Passenger Agent
 C. E. PAXTON City Passenger Agent
 G. E. CRIPPEN Depot Passenger Agent
 K. E. BOWLIN Passenger Representative
 J. E. SMITH Traveling Passenger Agent
 W. G. SMITH Traveling Passenger Agent
 LAS VEGAS, NEV.—Union Pacific Station— Phone 1120
 W. R. NEUSTROM Ticket Agent
 LEWISTON, IDAHO—Room 7, Union Depot— Phone 3-4121
 H. J. BERGER General Agent
 LINCOLN 3, NEBR.—City Ticket Office, 234 So. 13th St.— Phone 2-6517
 J. F. TURRENTINE General Agent
 LONG BEACH 2, CALIF.—City Ticket Office, 144 Pine Avenue— Phone 7-2931
 H. J. DELACY General Agent
 S. P. CAMPOLITO City Ticket Agent
 J. R. CARTER City Passenger Agent
 R. W. CONNELL City Freight and Passenger Agent
 LONGVIEW, WASH.—Freight Station, 7th and Hudson Sts.— Phone 818
 C. F. HEATH, Ticket Office, 1453 Broadway, Phone 816— Ticket Agent
 LOS ANGELES 14, CALIF.—Union Pacific Bldg., 422 W. 6th Street—
 J. W. PADDEN Phone Traffic Manager
 W. F. NASH (Trinity 9211) Assistant Traffic Manager
 E. C. RASMUSSEN General Freight Agent
 C. H. SALTSMARSH General Passenger Agent
 E. E. SWANSON Assistant General Passenger Agent
 G. M. ROLAND District Baggage Agent
 City Ticket Office—Union Pacific Bldg., 434 W. 6th Street— Phone Trinity 9211
 E. H. ECKHART General Freight Agent
 Union Pacific Building—608 So. Olive Street— Phone Trinity 9211
 C. F. HALLSMAN General Agent, Passenger Department
 C. S. REARDS City Passenger Agent
 W. R. VOLTERS City Passenger Agent
 G. B. MOORE City Passenger Agent
 A. J. ECKERLE City Passenger Agent
 E. D. CHAMBERLAIN City Passenger Agent
 R. W. BLAND Traveling Passenger Agent
 W. F. BROWN Traveling Passenger Agent
 610 So. Olive Street— Phone Trinity 9211
 F. L. MORGAN General Agent, Freight Department
 Union Passenger Station— Phone Trinity 9211
 M. F. BILLINGS Depot Passenger Agent
 J. A. RAMSEY Depot Passenger Agent
 JAY D. GODDARD Depot Ticket Agent
 MEMPHIS 3, TENN.—1137 Sterick Bldg.—8 North Third St.— Phone 5-3419
 C. E. ROTHROCK General Agent
 G. F. SCHOENING Traveling Freight and Passenger Agent
 D. J. NELSON, (No. Little Rock, Ark.) Trav. Fht. & Psgr. Agent
 MILWAUKEE 3, WIS.—814 Warner Bldg., 212 W. Wisconsin Ave.—
 R. T. PAYNE Phone General Agent
 RALPH L. CLARK (Broadway 1-7833) City Passenger Agent
 G. E. MCGUIRE Traveling Passenger Agent
 MINNEAPOLIS 2, MINN.—890 Northwestern Bank Bldg., 620 Marquette Ave.—
 E. W. MAU Phone General Agent
 E. H. SWANSON (Main 2451) District Passenger Agent
 Wm. H. BRENNAN Traveling Freight and Passenger Agent
 M. G. CARROLL Traveling Freight and Passenger Agent
 NEW ORLEANS 12, LA.—504 National Bank of Comm. Bldg., 210 Baronne St.—
 D. V. RICKSON (Phone Canal 2274) General Agent
 P. E. HAGAN Traffic Agent
 NEW YORK 20, N. Y.—626 Fifth Ave., Suite 350, Rockefeller Center—
 H. L. LAUBY Phone Eastern Traffic Manager
 RHEES FIFE (Circle 6-4900) General Agent, Passenger Department
 C. J. SMITH District Passenger Agent
 J. M. QUADRE City Passenger Agent
 E. H. JOHNSON City Passenger Agent
 D. J. GALL City Passenger Agent
 JOHN F. SCHWARTZ Passenger and Ticket Agent
 C. A. CHARMOLLE Traveling Passenger Agent
 E. R. VAN DOREN Traveling Passenger Agent
 L. G. STAHL (Phone Circle 6-4908) General Agent, Freight Department
 OAKLAND 12, CALIF.—215 Central Bank Bldg., 436 14th St.—
 J. A. GLOBIGK (Phone Glencourt 1-5576) General Agent
 W. R. SCHMIDT City Passenger Agent
 OGDEN, UTAH—City Ticket Office, Ben Lomond Hotel Bldg.— Phone 4-5533
 J. F. BAKER General Agent
 H. O. MCINTYRE Traveling Freight and Passenger Agent
 G. A. NEBEKER Depot Passenger Agent
 A. J. HILL Passenger Representative

OMAHA 2, NEBR.—Union Pacific Building, 1416 Dodge St.— Phone Jackson 5822
 A. G. HILKER Passenger Traffic Manager
 G. ANDERSON Assistant Passenger Traffic Manager
 L. KESSLER Assistant Passenger Traffic Manager
 R. B. JOHNSON General Passenger Agent
 G. I. GILES Assistant General Passenger Agent
 F. W. HICKSON Manager Mail, Baggage and Express Traffic
 J. C. BEAUMONT General Freight Agent
 J. W. JARVIS Supervisor Agricultural Development
 City Ticket Office—Corner 15th & Dodge Streets— Phone Jackson 5822
 WALTER CONREY General Agent, Passenger Department
 M. W. BREWER City Ticket Agent
 R. S. FARLEY City Passenger Agent
 L. S. NORBARD Traveling Passenger Agent
 J. D. MARTIN Traveling Passenger Agent
 J. E. LYNCH Depot Passenger Agent
 D. J. LEWIS Passenger Representative
 Mrs. MYRTLE MASON Women's Travel Department
 M. A. FORAL General Agent, Freight Department
 City Ticket Office—1614 Farnam Street— Phone Jackson 5822
 W. W. NEILL Ticket Agent
 PASADENA 1, CALIF.—Un. Pac. Station, 205 W. Colorado St.— Ph. Sycamore 2-4107
 L. A. WIRGLER General Agent
 E. C. CRABER City Passenger Agent
 W. H. LINDSEY Passenger and Freight Traffic Agent
 R. J. BASS City Ticket Agent
 PHILADELPHIA 2, PA.—904 Girard Trust Bldg., Broad St. & So. Penn Sq.—
 M. A. LIGHT Phone General Agent
 L. H. MCKERNAN (Rittenhouse 6-2170) City Passenger Agent
 T. M. J. FRITZ Traveling Passenger Agent
 R. H. GATES (Richmond, Va.) Traveling Freight and Passenger Agent
 PITTSBURGH 22, PA.—1419 Oliver Bldg., Smithfield Street and Sixth Avenue—
 J. M. ADAMS Phone General Agent
 GREGG W. COOK (Atlantic 1-0260) District Passenger Agent
 E. W. HARRIS City Passenger Agent
 J. S. GUNBERG Traveling Freight and Passenger Agent
 Wm. JAMES Traveling Freight and Passenger Agent
 POCATELLO, IDAHO—Union Pacific Passenger Station— Phone 268
 R. A. ANDERSON General Agent
 L. G. MALZAHN (Idaho Falls) Traveling Freight and Passenger Agent
 R. B. WRIGHT (Twin Falls) Traveling Freight and Passenger Agent
 POMONA, CALIF.—Union Pacific Passenger Station— Phone Lycoming 2-3561
 E. C. MALLON Passenger and Freight Traffic Agent
 PORTLAND 5, ORE.—751 Pittcock Block— Phone Broadway 7771
 C. W. EVERS Traffic Manager
 W. V. KEE Assistant Traffic Manager
 FRED LINGENFELDER General Passenger Agent
 F. A. COLE Assistant General Passenger Agent
 T. J. DOWD General Freight Agent
 DON SUTHERLAND General Agent, Freight Department
 J. E. SOUTHWORTH Traveling Passenger Agent
 L. A. NEASE District Baggage Agent
 City Ticket Office—701 S. W. Washington Street— Phone Broadway 7771
 N. B. FALLAS General Agent, Passenger Department
 C. P. WHEELER City Ticket Agent
 Wm. S. RUSH City Passenger Agent
 T. W. HOLMAN City Passenger Agent
 C. K. WILLIAMS City Passenger Agent
 AARON J. BROWN City Passenger Agent
 O. M. HANSEN Depot Passenger Agent
 RENO, NEV.—209 American Bldg., 131 West 2nd St.— Phone 3-4381
 J. D. MALEFYT General Agent
 RIVERSIDE, CALIF.—Union Pacific Pass. Station, 7th & Vine Sts.— Phone 626
 J. L. BRECHIN General Agent
 RALPH E. TUTTLE City Freight and Passenger Agent
 NORMAN N. GREDSTED City Freight and Passenger Agent
 B. A. STEWART Traveling Freight and Passenger Agent
 L. M. LAYNE (Las Vegas) Traveling Freight and Passenger Agent
 ST. JOSEPH 2, MO.—City Ticket Office, 516 Francis Street— Phone 2-5436
 F. F. ROBINSON General Freight and Passenger Agent
 W. R. TAYLOR Passenger and Ticket Agent
 J. W. MARTIN (Hastings, Nebr.) Traveling Freight and Passenger Agent
 ST. LOUIS 1, MO.—1223 Ambassador Bldg., 411 North 7th St.— Phone Chestnut 7750
 T. W. GURSKY General Agent
 A. F. WALTEMATH City Passenger Agent
 J. M. REBMANN Traveling Passenger Agent
 SACRAMENTO 14, CALIF.—217 Forum Bldg., 1107 Ninth St.— Phone Gilbert 2-1026
 F. A. FOX General Agent
 J. F. JOHNSON (Klamath Falls) District Freight and Passenger Agent
 E. A. GAHL Traveling Freight and Passenger Agent
 SALINA, KANS.—Thrd and Ash Streets— Phone 297
 J. M. BROWN General Agent

E. A. KLIPPEL General Passenger Traffic Manager
 W. T. BURNS Vice-President, Traffic
 J. R. MacANALLY General Freight Traffic Manager
 OMAHA 2, NEBR. OMAHA 2, NEBR.

From Office or Home

TELEPHONE YOUR TRANSPORTATION REQUIREMENTS

Passenger or Freight representatives in your nearest Union Pacific office are eager to help you.

SALT LAKE CITY 1, UTAH—Union Pacific Bldg., 10 South Main St.— Phone 3-1544
 SAM REINHARDT Traffic Manager
 A. G. BLOOM General Passenger Agent
 City Ticket Office—Hotel Utah, Main & S. Temple Streets— Phone 3-1544
 R. T. GRIFFIN General Agent, Passenger Department
 F. L. MCKEAN District Passenger Agent
 E. A. OLSON City Ticket Agent
 MARK R. HURD City Passenger Agent
 E. H. LYMAN City Passenger Agent
 E. F. BROWN Traveling Passenger Agent
 H. H. HOLMES Depot Passenger Agent
 R. F. PETTIGREW General Agent, Freight Department
 SAN DIEGO 1, CALIF.—City Ticket Office, 320 Broadway— Phone Franklin 7241
 H. G. LARIMER General Agent
 L. H. LINSTROM Ticket Agent
 C. M. ALLEN Passenger and Freight Traffic Agent
 SAN FRANCISCO 2, CALIF.—291 Geary Street— Phone Garfield 1-6030
 M. H. FOWLER Traffic Manager
 F. C. BELL General Agent, Freight Department
 W. E. KENNEDY (Santa Rosa) Traveling Freight and Passenger Agent
 City Ticket Office—Geary at Powell Street— Phone Garfield 1-6030
 B. P. COSTELLO General Freight and Passenger Agent
 J. T. FITZGERALD City Ticket Agent
 C. C. CROUSE City Passenger Agent
 P. B. JACKSON City Passenger Agent
 SAN JOSE 13, CALIF.—206 1st Nat. Bk. Bldg., Santa Clara & 1st Sts.—
 H. C. DANNER (Phone Cypress 2-3878) District Freight and Passenger Agent
 W. H. MCKENSON (Sallinas) Traveling Freight and Passenger Agent
 W. E. MCTIGHE Traveling Freight and Passenger Agent
 SAN PEDRO, CALIF.—City Ticket Office, 805 So. Pacific Ave.—
 J. V. CONNETT (Phone Terminal 2-7531) General Agent
 R. P. COYLE City Freight and Passenger Agent
 R. N. ASHBY City Ticket Agent
 SANTA ANA, CALIF.—City Ticket Office, 305 North Main Street—
 WALTER DITTMER (Phone Kimberly 23979) General Agent
 R. H. BLANDFORD City Freight and Passenger Agent
 SANTA MONICA, CALIF.—City Ticket Office, 307 Santa Monica Blvd.—
 W. A. CHENEY (Phone Ex Brook 5-1213) General Agent
 ELMER RALL City Ticket Agent
 B. C. STREET City Freight and Passenger Agent
 SEATTLE 4, WASH.—204 Union Station, 4th Ave. & Jackson St. Phone Elliott 6933
 H. M. WEST Assistant Traffic Manager
 W. H. ALLENBAUER General Agent, Freight Department
 A. C. TAYLOR Traveling Freight and Passenger Agent
 SEATTLE 1, WASH.—City Ticket Office—1300 Fourth Avenue at University—
 W. H. AHLGRIM, JR. Phone General Agent, Passenger Department
 C. L. SPEAR (Elliott 6933) City Passenger Agent
 F. R. STERN City Passenger Agent
 C. G. ROBERTS Passenger Agent
 SIOUX CITY 1, IOWA—405 Commerce Bldg., 520 Neb. St.— Phone 5-3328
 L. J. ROACH General Agent, Freight Department
 SPOKANE 4, WASH.—City Ticket Office—727 Sprague Ave. Corner Post St.—
 J. R. LIVSEY Phone General Agent
 D. E. LEZBEVRE (Main 4121) City Passenger Agent
 W. O. BALDWIN Traveling Passenger Agent
 WILLIAM BELL, 818-16th Ave. West, Calgary, Canada. Trav. Fht. & Psgr. Agt.
 Phone R-1170
 STOCKTON 6, CALIF.—206 California Bldg., 11 So. San Joaquin St.— Phone 2-5931
 V. J. CHRISTENSEN District Freight and Passenger Agent
 L. A. DAY Traveling Freight and Passenger Agent
 SUN VALLEY, IDAHO— Phone Sun Valley 3511
 LAVELL HALE Transportation Agent
 TACOMA 2, WASH.—City Ticket Office, 114 South Ninth St.— Phone Broadway 2276
 F. G. ROTHWELL General Agent, Freight Department
 R. C. CANADAY City Passenger Agent
 H. A. JOHNSON Traveling Passenger Agent
 L. E. TOMPKINS (Longview) Traveling Freight and Passenger Agent
 TORONTO 1, ONT.—201-2 Canadian Pacific Bldg., 69 Yonge St. Phone Empire 4-7239
 W. W. CREIGHTON General Agent
 TULSA 3, OKLA.—823 Kennedy Bldg., 321 South Boston St.— Phone 2-6869
 L. B. BRADLEY General Agent
 M. B. HARDIN Traveling Freight and Passenger Agent
 VICTOR, IDAHO—Union Pacific Station Phone 521
 R. O. RYTHING Agent
 WALLA WALLA, WASH.—1st. Nat'l Bank Bldg., 2nd & Alder Sts.— Phone 90
 A. K. HINCCKLE General Agent
 L. E. MCHARGUE City Freight and Passenger Agent
 J. L. PURDY (Pendleton) Traveling Freight and Passenger Agent
 WASHINGTON 5, D.C.—600 Shoreham Bldg., 15th and H Sts., N. W.—
 J. R. HENDERSON Phone General Agent
 RAY C. HARTEL (Republic 7-0600) District Passenger Agent
 MARY MAHAN City Passenger Agent
 WEST YELLOWSTONE, MONT.—Union Pacific Station Phone 2291
 G. R. WAD Agent
 WINSTON-SALEM 3, N. C.—632 Reynolds Bldg., 4th and Main Sts.— Phone 2-1831
 D. R. WALKER Traveling Freight and Passenger Agent
 YAKIMA, WASH.—Union Pacific Building, 104 W. Yakima Ave.— Phone 4151
 W. E. BUCHANAN General Agent
 F. B. COX (Kennewick, Wash.) Traveling Freight and Passenger Agent
 J. B. DELAPOER Traveling Freight and Passenger Agent