

April 24, 1955

April 24, 1955

Page 3


TABLE

UNION PACIFIC RAILROAD

UNION PACIFIC RAILROAD


TIME TABLES

TIME TABLES





to **CALIFORNIA**



and

The **PACIFIC NORTHWEST**

**NEW
SMART
DISTINCTIVE**

Domeliners



In Astra Dome Coaches and in Observation Lounge Cars, dome seats are placed at a convenient angle to provide an unobstructed view.

"The CHALLENGER" Beautiful Astra Dome Coaches and Astra Dome Observation Lounge Cars are now in service on this famous train. Daily service between Chicago-Los Angeles.

"CITY OF LOS ANGELES" Is fully equipped with Astra Dome Observation Lounge Cars and will soon be equipped with Astra Dome Diners. Ultra modern, striking in appearance. Daily service, Chicago-Los Angeles.

"CITY OF PORTLAND" Is equipped with latest type Astra Dome Coaches and luxurious Astra Dome Observation Lounge Cars. Astra Dome Dining Cars, in which it will be a sheer delight to partake of "Meals That Appeal", will be in service soon. These cars represent the newest and finest dome equipment on rails. Daily service, Chicago-Portland-Seattle.

All Astra Dome cars feature double capacity air conditioning and many other Union Pacific innovations. The Astra Dome Diners will be the first dome-type dining cars in transcontinental service.

For complete travel enjoyment, ride the Domeliners when traveling between Chicago and the Pacific Coast. There's no extra fare on Union Pacific!



UNION PACIFIC RAILROAD

TABLE OF CONTENTS

Section Page
Index to Union Pacific Stations... 3 to 5
Coast to Coast Sleeping Car Service... 6 and 7
Equipment of Through Trains... 8 to 23
Condensed Train Schedules... 8 to 23
Complete Train Schedules... 24 to 41
Map of Union Pacific and Connecting Lines... 26 and 27
Connecting Rail Lines Service... 32, 43 and 44

INFORMATION

Miles shown on mile posts read westward from Council Bluffs, Iowa. Miles shown herein are from Omaha, Nebraska. (Variance approximately 3 miles.)

Time from midnight to noon inclusive, is indicated by light face type; from noon to midnight inclusive, by dark face type.

Any person who, because of mental, physical or other disability, is incapable of properly caring for himself or herself, will be received as a passenger ONLY when accompanied by a competent attendant.

New leg rest seat coaches are assigned to the Pacific Coast Streamliners. Every effort is made to maintain this service, but operation of non-leg rest coaches may be necessary on occasions, due to emergencies or shortages.

On trains that carry chair car porters, there is no charge for the services of the porter. He will, however, collect a nominal charge for pillows.

Children under 5 years of age ride free, when accompanied by parent or guardian; 5 years of age and under 12, pay one-half fare; 12 years of age and over, pay full fare.

Should any question or difference of understanding arise with agents or conductors as to proper fare or ticket privileges, please pay fare requested, take receipt, and communicate with General Passenger Traffic Manager, Omaha 2, Nebr.

Tickets unused or partly used, will be redeemed under tariff regulations at proper value. Consult any Union Pacific office or write to Gen'l Passenger Traffic Mgr., Omaha 2, Nebr.

Stoppers are permitted at all points within final limit of tickets by notifying conductor.

Many attractive side trips and optional routes are available. Ask your local Agent or any Union Pacific representative for details.

Tickets reading via Union Pacific Railroad, with certain exceptions, will be honored by Overland Greyhound Bus Lines between any two points between which those two companies jointly operate.

You are requested to purchase your tickets before boarding the train.

At Chicago the Parmelee coupon on a through railroad ticket entitles the holder, without additional charge, to have himself and hand luggage transferred in a Parmelee car from his incoming to his outgoing station or to a downtown destination. Or, when there is at least a 3-hour interval between arrival of train in Chicago and scheduled departure time from outgoing station, Parmelee will transfer such luggage to the passenger's outgoing station where it can be claimed at the parcel check room. The charge for this service is the usual

parcel checking fee plus a 25 cent charge made by the Parmelee Co. for each bag or parcel.

It is desirable to mark or tag each piece of baggage (for easy identification) with your name and address and, in addition, place your name and permanent address inside each piece, whether it is checked or carried with you on the train. Ask Ticket or Baggage Agent for free address labels.

For the convenience and comfort of themselves and others, passengers are requested to check their hand baggage whenever possible, except that actually needed for personal use enroute. No responsibility is assumed for unchecked articles left in stations, on platforms or in cars.

Checkable baggage consists of wearing apparel, toilet articles and such personal effects as the passenger may need for use on the trip.

Money, jewelry, negotiable papers, liquids, fragile or perishable articles, radios, typewriters, dishes and household goods must not be included in checked baggage.

One hundred and fifty (150) pounds of baggage, not exceeding one hundred dollars (\$100.00) in value, may be checked free on each adult ticket, and one-half those amounts in connection with half-fare tickets.

Passengers have the privilege of declaring additional value on checked baggage, not to exceed a total of \$2500.00, upon payment of a nominal charge. Consult Baggage Agent.

Dogs or other small household pets will be transported in baggage cars, subject to tariff regulations, or they may be taken into room accommodations when in suitable containers and subject to Pullman Company regulations. Ask your Agent for full details.

No single piece of baggage, exceeding 300 pounds in weight, 72 inches in greatest dimension, or single shipments in excess of \$2500.00 in value, will be checked. Exception: Boxes of heavy or corrugated pasteboard are limited to a gross weight of 50 pounds each.

All baggage should be marked plainly on outside with name and address of the owner.

Certain trains provide only limited handling of checked baggage to and from intermediate points. Consult agents or passenger representatives for details.

In case of lost articles, communicate with Manager, Mail, Baggage & Express Traffic, Omaha 2, Nebr.

Union Pacific Railroad is not responsible for errors in time tables, inconvenience or loss resulting from delayed trains, failure to make connections, air conditioning failures, or emergency substitutions in equipment. Schedules, consists and designations of trains shown in this folder are subject to change without notice.

INDEX OF CONDENSED THROUGH TIME TABLES

BETWEEN AND TABLE
New York City— Los Angeles... Page 6
San Francisco... Page 7
Chicago— Los Angeles, Pasadena, Las Vegas, Cedar City, Salt Lake City, Ogden, Cheyenne... A
San Francisco, Reno, Ogden, Cheyenne... B
Seattle, Tacoma, Portland, Boise, Sun Valley, West Yellowstone... C
Denver, North Platte... G
Spokane... K
West Yellowstone, Victor... O
St. Louis— Kansas City, Denver, Ogden, Salt Lake, Cedar City, Las Vegas, Pasadena, Los Angeles... D
BETWEEN AND TABLE
St. Louis— Reno, San Francisco... E
Kansas City Denver... H
Sun Valley, Boise, Portland, Tacoma, Seattle... F
Spokane... L
West Yellowstone, Victor... O
Minneapolis— Omaha, Ogden, Salt Lake City, Cedar City, Las Vegas, Pasadena, Los Angeles... A
Ogden, Reno, San Francisco... B
North Platte, Denver... G
Denver— Ogden, Salt Lake City... J
Cedar City, Las Vegas, Los Angeles, Pasadena... D
Reno, San Francisco... E
Sun Valley, Boise, Portland, Tacoma, Seattle... F
BETWEEN AND TABLE
Denver... L
Spokane... O
Salt Lake City, Cedar City, Las Vegas, Pasadena, Los Angeles... A-D
Reno, San Francisco... B-E
Salt Lake City, Boise, Portland, Tacoma, Seattle... U
Denver... J
West Yellowstone, Victor, Butte... R
Spokane... T
Sun Valley... T-U
Sun Valley... Los Angeles... T
Seattle... Tacoma, Portland... Z
San Francisco, Los Angeles... Y
Spokane... Portland, Yakima... W
San Francisco, Los Angeles... X
Sun Valley, Los Angeles... D-T

For Condensed Through Schedules to and from Utah-Arizona Parks (Cedar City, Utah) see Table 4, Page 31

INDEX TO UNION PACIFIC STATIONS

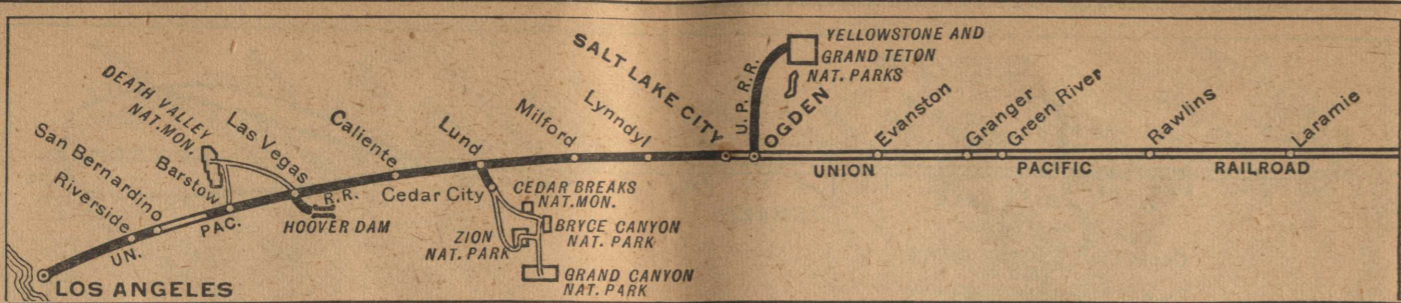
Each Time Table is numbered. The numbers opposite the Stations are the numbers of the time tables in which the stations are shown. Stations marked * are located on Divisions indicated by table numbers, but are not shown in folder tables.

Table with 10 columns: Table No., Station Name, Table No., Station Name, Table No., Station Name, Table No., Station Name, Table No., Station Name. Lists stations like Aberdeen, Idaho; Arlington, Ore; Baxter, Wyo; Bond, Mont; Buick, Colo; Cedar Rapids, Nebr; Cochrane, Kans; Crystal, Idaho; Culdesac, Idaho; Culver, Kans; Coker, Nebr; Curry, Idaho; Curvo, Utah; Cutler, Utah; Daggett, Calif; Dahstrom, Wyo; Dale, Wyo; Daley's Ranch, Wyo; Dallas, Ore; Damar, Kans; Dana, Wyo; Darneborg, Nebr; Darknell, Wash; Darlington, Idaho; Darlow, Colo; Darr, Nebr; Davenport, Nebr; David City, Nebr; Davis, Calif; Davis, Wyo; Dawes, Calif; Day, Ore; Dayton, Idaho; Dayton, Wash; Declo, Idaho; Deer Trail, Colo; Deeth, Nev; Des Moines, Nev; Delia, Kans; Delta, Mont; Delphos, Kans; Delta, Utah; De Moss, Ore; Dent, Colo; Denver, Colo; Des Moines, Ia; Detroit (Enterprise), Kans; Devil's Slide, Utah; Dewey, Utah; De Woff, Idaho; Dexter, Nebr; Diamond, Wash; Dietrich, Idaho; Dike, Nev; Dillon, Mont; Dingle, Idaho; Dishman, Wash; Dix, Mont; Dix, Nebr; Dixie, Wash.

Main table listing cities and their corresponding table numbers across various states including Colorado, Idaho, Nebraska, Kansas, Oklahoma, Utah, and Wyoming.

Stations marked ■ are located on Divisions indicated by table numbers, but are not shown in folder tables.

Stations marked ■ are located on Divisions indicated by table numbers, but are not shown in folder tables.



NEW YORK, CHICAGO and MINNEAPOLIS to LOS ANGELES via Omaha and Salt Lake City

Table A Condensed Schedules All Trains Daily		Domeliner City of Los Angeles 103 Daily Example	The Challenger Domeliner 107 Daily Example	San Francisco Overland City of St. Louis 13-27-9 Daily Example	Utah Parks Service 13-27-9-309 310-9 Daily Example Summer Season	27-9-309 Summer Service Sat. Only June 18 to Aug. 27, incl.
Lv New York (EST) N.Y.C.	9.00 SA					
Ar Chicago (C.S.T.)	1.40 SU					
Lv New York (EST) Penn. RR	5.55 SA				5.55 SA	
Lv N. Philadelphia (E.S.T.)	7.25 SA				7.25 SA	
Ar Chicago (C.S.T.)	9.45 SU				9.45 SU	
Lv Chicago (CST) C. & N.W.	7.15 SU	9.00 SU	10.45 SU	10.45 SU	1.30 SA	
Ar Omaha	3.10 MO	5.00 SU	10.30 SU	10.30 SU	10.35 SA	
Lv Minneapolis C. & N.W.	11.40 SU		11.40 SU	11.40 SU		
Ar St. Paul	12.10 "		12.10 "	12.10 "		
Ar Sioux City	6.25 "		6.25 "	6.25 "		
Ar Omaha	8.40 SU		8.40 SU	8.40 SU		
Lv Omaha (C.S.T.) Un. Pac.	3.25 MO	5.10 SU	11.00 SU	11.00 SU		
Ar Fremont			11.58 SU	11.58 SU		
Ar Columbus			12.55 MO	12.55 MO		
Ar Grand Island	5.25 "	7.08 "	2.20 "	2.20 "		
Ar Kearney			3.15 "	3.15 "		
Ar North Platte (C.S.T.)	7.10 "	8.51 "	5.20 "	5.20 "		
Ar North Platte (M.S.T.)	6.15 "	7.56 "	4.55 "	4.55 "		
Ar Sidney	7.56 "	9.37 "	7.30 "	7.30 "		
Ar Cheyenne	9.35 "	11.17 "	10.00 "	10.00 "		
Ar Cheyenne	9.45 "	11.27 SU	10.10 "	10.10 "		
Ar Laramie	11.05 "	12.45 MO	11.50 "	11.50 "		
Ar Rawlins	1.00 "	2.31 "	1.55 "	1.55 "		
Ar Rock Springs			3.56 "	3.56 "		
Ar Green River	3.25 "	4.45 MO	4.45 "	4.45 "		
Ar Evanston	5.05 "	6.25 "	6.55 "	6.55 "		
Ar Ogden	6.45 "	8.00 "	8.45 "	8.45 "		
Ar Ogden	6.55 "	8.10 "	9.05 "	9.05 "		
Ar Salt Lake City	7.40 "	8.55 "	10.00 "	10.00 "		
Lv Salt Lake City	7.50 "	9.05 "	10.30 MO	11.00 MO		
Lv Milford	11.00 MO	12.08 MO	2.10 TU	4.15 TU		
Ar Lund			3.00 TU	5.00 TU		
Ar Cedar City			4.15 TU	6.30 TU		
Lv Cedar City			10.45 MO	9.00 SA		
Lv Lund			3.00 TU	3.00 SU		
Lv Callente (M.S.T.)			5.08 "	5.08 "		
Ar Las Vegas (P.S.T.)	2.55 TU	4.00 MO	7.20 "	7.20 "		
Ar San Bernardino	7.50 "	8.50 MO	1.00 "	1.00 "		
Ar Riverside			1.30 "	1.30 "		
Ar East Los Angeles	9.10 "	10.10 MO	2.50 "	2.50 "		
Ar Los Angeles (P.S.T.)	9.30 TU	10.30 MO	3.15 TU	3.15 SU		
Ar Alhambra	9.35 TU	10.35 MO	3.15 TU	3.15 SU		
Ar Pasadena	9.50 TU	10.50 MO	3.30 TU	3.30 SU		
Ar Glendale (City)	10.10 TU	11.10 MO	3.55 TU	3.55 SU		
Ar Anaheim	10.20 TU	11.20 MO	4.00 TU	4.00 SU		
Ar Long Beach	10.05 TU	11.05 MO	3.45 TU	3.45 SU		
Ar San Pedro (P.S.T.)	10.35 TU	11.35 MO	4.15 TU	4.15 SU		

NO EXTRA FARES ON UNION PACIFIC RAILROAD

Equipment for Page 8

NO. 103—Domeliner CITY OF LOS ANGELES—DAILY
Cars from Chicago and Minneapolis-St. Paul run via C. & N. W. to Omaha; thence U. P.

Dome Observation
Lounge Car..... Chicago to Los Angeles—for sleeping car passengers.
Standard Sleeping Cars... Chicago to Los Angeles—Drawing-rooms, Compartments, Bedrooms, Roomettes.
New York to Los Angeles—10 Roomettes, 6 Double Bedrooms (N.Y.C. No. 59 to Chicago).
New York to Los Angeles—10 Roomettes, 6 Double Bedrooms (P. R. R. No. 1 to Chicago).
Minneapolis-St. Paul to Los Angeles—6 Sections, 6 Roomettes, 4 Double Bedrooms (203 to Omaha).
Club and a la carte service.

Dining Car..... Chicago to Los Angeles—all seats reserved.
Reclining Seat—
Leg Rest Coach..... Chicago to Los Angeles—Club and a la carte service.
Cafe Lounge Car..... Chicago to Los Angeles—Club and a la carte service.

NO. 107—THE CHALLENGER Domeliner—DAILY
Cars from Chicago run via C. & N. W. to Omaha, thence U. P.

Dome Observation
Lounge Car..... Chicago to Los Angeles—for sleeping car passengers.
Dome Coach..... Chicago to Los Angeles—36 leg rest seats reserved; dome seats not reserved.

Reclining Seat—
Leg Rest Coaches..... Chicago to Los Angeles—all seats reserved.
Omaha to Los Angeles—all seats reserved.
Las Vegas to Los Angeles—all seats reserved.

Dining Car..... Chicago to Los Angeles—Challenger meals.
(Complete Table Service) Also club and a la carte service.

Standard Sleeping Cars... Chicago to Los Angeles—Double Bedrooms, Roomettes, Sections.

NO. 13-27-9—SAN FRAN. OVERLAND—CITY OF ST. LOUIS—DAILY
C. & N. W. 13 to Omaha; No. 27 to Ogden; No. 9 to Los Angeles
C. & N. W. 27 runs on Saturday only (June 18 to August 27, incl.) and takes the through sleeping car and a reserved seat coach for U. P. 27 at Omaha.

Club Lounge Service..... North Platte to Los Angeles.
Standard Sleeping Cars... Chicago to Ogden (for San Francisco)—6 Sections, 6 Roomettes, 4 Double Bedrooms.
(C. & N. W. 13 Chicago to Omaha).
Ogden to Los Angeles—12 Rmte., 4 Double Bedrooms (No. 9 from St. Louis).
Salt Lake City to Los Angeles—6 Sections, 6 Roomettes, 4 Double Bedrooms. (No. 19-18-34 from Spokane).
Salt Lake City to Cedar City—6 Sections, 6 Roomettes, 4 Double Bedrooms (No. 309—June 11 to Sept. 9—open 9.30 p.m.).
Cedar City to Los Angeles—6 Sections, 6 Roomettes, 4 Double Bedrooms (No. 310 to Milford—June 12 to September 10).

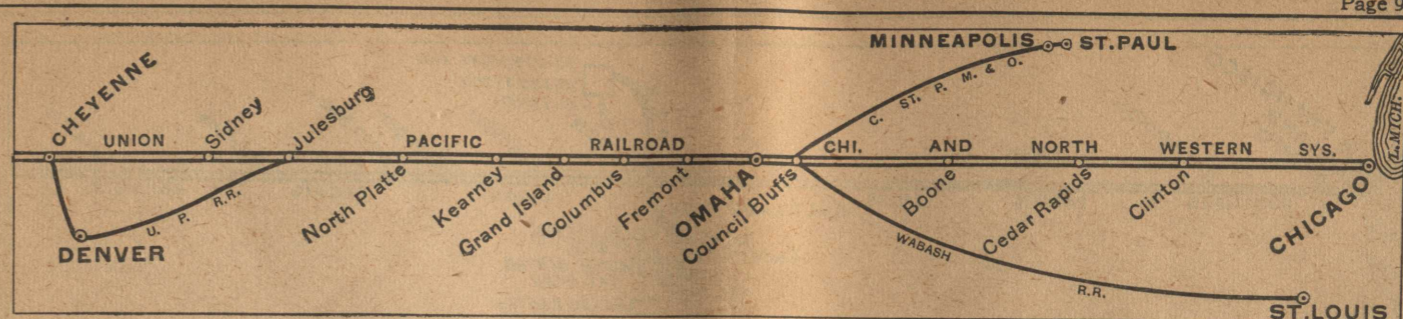
Reclining Seat Coaches... Chicago to Ogden (for Oakland)—seats not reserved, except on Saturdays, June 18 to August 27, incl. Ogden to Los Angeles—all seats reserved. (No. 9 from St. Louis).
Salt Lake City to Cedar City—(No. 309—June 11 to September 9).
Club Lounge Car..... Ogden to Los Angeles—for coach passengers (No. 9 from St. Louis).
Dining Car..... Club and a la carte service.

Footnotes for Page 8

- ⊙ Through service with U. P. 27 leaving Omaha at 11:00 p.m.
- ▲ Motor Bus between Lund and Cedar City.
- ▣ Conditional stop; see Tables 1 or 3.
- ◆ Motor bus connections at East Los Angeles. See tables 7, 8 and 9 for complete information on bus schedules to and from East Los Angeles.
- Limited handling of checked baggage on these trains; consult agent.

△ See Table 4, page 31, for condensed schedule of all service to the Utah-Arizona Parks from the East and from Los Angeles.
(E.S.T.) Eastern standard time. (C.S.T.) Central standard time.
(M.S.T.) Mountain standard time. (P.S.T.) Pacific standard time.

Time from 12.01 midnight to 12.00 noon shown in light face type.
Time from 12.01 noon to 12.00 midnight shown in heavy face type.



LOS ANGELES to CHICAGO, NEW YORK and MINNEAPOLIS via Salt Lake City and Omaha

Table A Condensed Schedules All Trains Daily		Domeliner City of Los Angeles 104 Daily Example	The Challenger Domeliner 108 Daily Example	City of St. Louis— San Francisco Overland 10-28-14 Daily Example	Utah Parks Service 10-309 310-10- 28-14 Daily Exm. Summer Season
Lv San Pedro (P.S.T.)	2.50 SU	12.20 SU	8.50 SU	8.50 SU	
Lv Long Beach	3.20 SU	12.55 SU	9.25 SU	9.25 SU	
Lv Anaheim	3.10 SU	12.50 SU	9.20 SU	9.20 SU	
Lv Glendale (City)	3.10 SU	12.55 SU	9.25 SU	9.25 SU	
Lv Pasadena	3.40 "	1.20 "	9.50 "	9.50 "	
Lv Alhambra	3.55 SU	1.35 SU	10.05 SU	10.05 SU	
Lv Los Angeles (P.S.T.)	4.30 SU	2.00 SU	10.30 SU	10.30 SU	
Lv East Los Angeles	4.50 SU	2.20 SU	10.50 SU	10.50 SU	
Ar Riverside			11.55 "	11.55 "	
Ar San Bernardino	6.08 SU	3.30 SU	12.20 "	12.20 "	
Lv Las Vegas (P.S.T.)	11.25 SU	8.50 SU	6.30 "	6.30 "	
Lv Callente (M.S.T.)			10.15 SU	10.15 SU	
Ar Lund			12.05 MO	5.00 MO	
Ar Cedar City			4.15 MO	6.30 MO	
Lv Cedar City			10.45 SU	9.00 SU	
Lv Lund			12.05 MO	10.25 SU	
Ar Milford	5.03 MO	2.30 MO	12.50 MO	11.50 MO	
Ar Salt Lake City	8.10 "	5.35 "	4.45 "	4.30 MO	
Lv Salt Lake City	8.20 "	5.45 "	5.05 "	5.05 "	
Ar Ogden	9.05 "	6.30 "	6.05 "	6.05 "	
Lv Ogden	9.15 "	6.40 "	7.00 "	7.00 "	
Ar Evanston	10.49 "	8.09 "	8.50 "	8.50 "	
Ar Green River	12.40 "	10.00 "	11.10 "	11.10 "	
Ar Rock Springs			11.37 "	11.37 "	
Ar Rawlins	3.00 "	12.15 "	2.00 "	2.00 "	
Ar Laramie	4.50 "	2.05 "	4.20 "	4.20 "	
Ar Cheyenne	6.05 "	3.15 "	5.40 "	5.40 "	
Lv Cheyenne	6.15 "	3.25 "	7.00 "	7.00 "	
Lv Sidney	7.35 "	4.47 "	8.55 "	8.55 "	
Ar North Platte (M.S.T.)	9.13 "	6.28 "	11.00 MO	11.00 MO	
Lv North Platte (C.S.T.)	10.18 "	7.33 "	12.45 TU	12.45 TU	
Ar Kearney			2.39 "	2.39 "	
Ar Grand Island	12.11 TU	9.26 "	3.50 "	3.50 "	
Ar Columbus			5.10 "	5.10 "	
Ar Fremont			6.08 "	6.08 "	
Ar Omaha	2.20 TU	11.35 MO	7.00 TU	7.00 TU	
Lv Omaha C. & N. W.	2.35 TU	11.45 MO	8.00 TU	8.00 TU	
Ar Chicago (C.S.T.)	10.30 TU	7.45 TU	6.15 TU	6.15 TU	
Lv Chicago (CST) Penn. RR	3.00 TU		3.00 TU	3.00 TU	
Ar N. Phila., Pa. (E.S.T.)	6.51 WE		6.57 WE	6.57 WE	
Ar New York (E.S.T.)	8.20 WE		8.20 WE	8.20 WE	
Lv Chicago (CST) N.Y.C.	3.15 TU		3.15 TU	3.15 TU	
Ar New York (E.S.T.)	8.00 WE		8.00 WE	8.00 WE	
Lv Omaha C. & N. W.	9.25 TU		9.25 TU	9.25 TU	
Ar Sioux City	11.50 "		11.50 "	11.50 "	
Ar St. Paul	6.15 "		6.15 "	6.15 "	
Ar Minneapolis (C.S.T.)	6.50 TU		6.50 TU	6.50 TU	

NO EXTRA FARES ON UNION PACIFIC RAILROAD

Equipment for Page 9

NO. 104—Domeliner CITY OF LOS ANGELES—Daily
Cars to Chicago and St. Paul-Minneapolis run via C. & N. W. east of Omaha.

Dome Observation
Lounge Car..... Los Angeles to Chicago—for sleeping car passengers.
Standard Sleeping Cars... Los Angeles to Chicago—Drawing-rooms, Compartments, Bedrooms, Roomettes.
Los Angeles to New York—10 Roomettes, 6 Double Bdrn. (N.Y.C. No. 68 east of Chicago).
Los Angeles to New York—10 Roomettes, 6 Double Bedrooms (P.R.R. No. 68 east of Chicago).
Los Angeles to St. Paul-Minneapolis—6 Secs., 6 Roomettes, 4 Double Bedrooms (204 east of Omaha).
Club and a la carte service.

Dining Car..... Los Angeles to Chicago—all seats reserved.
Reclining Seat—
Leg Rest Coach..... Los Angeles to Chicago—all seats reserved.
Cafe Lounge Car..... Los Angeles to Chicago—Club and a la carte service.

NO. 108—THE CHALLENGER Domeliner—DAILY
Cars to Chicago run via C. & N. W. east of Omaha.

Dome Observation
Lounge Car..... Los Angeles to Chicago—for sleeping car passengers.
Dome Coach..... Los Angeles to Chicago—36 leg rest seats reserved; dome seats not reserved.

Reclining Seat—
Leg Rest Coaches..... Los Angeles to Chicago—all seats reserved.
Los Angeles to Omaha—all seats reserved.
Los Angeles to Las Vegas—all seats reserved.

Dining Car..... Los Angeles to Chicago—Challenger meals.
(Complete Table Service) Also club and a la carte service.

Standard Sleeping Cars... Los Angeles to Chicago—Double Bedrooms, Roomettes, Sections.

NO. 10-28-14—CITY OF ST. LOUIS—SAN FRANCISCO OVERLAND
No. 10 to Ogden; No. 28 to Omaha; C. & N. W. 14 to Chicago.

Club Lounge Service..... Los Angeles to North Platte.
Standard Sleeping Cars... Ogden to Chicago (from San Francisco)—6 Sections, 6 Roomettes, 4 Double Bedrooms.
(C. & N. W. 14 Omaha to Chicago).
Los Angeles to Ogden—12 Roomettes, 4 Double Bedrooms (No. 10 to St. Louis).
Los Angeles to Cedar City—6 Sections, 6 Roomettes, 4 Double Bedrooms (No. 309 Milford to Cedar City—June 11 to Sept. 9).
Cedar City to Salt Lake City—6 Sections, 6 Roomettes, 4 Double Bedrooms (No. 310—June 12 to Sept. 10—occupancy 7.30 a.m.).

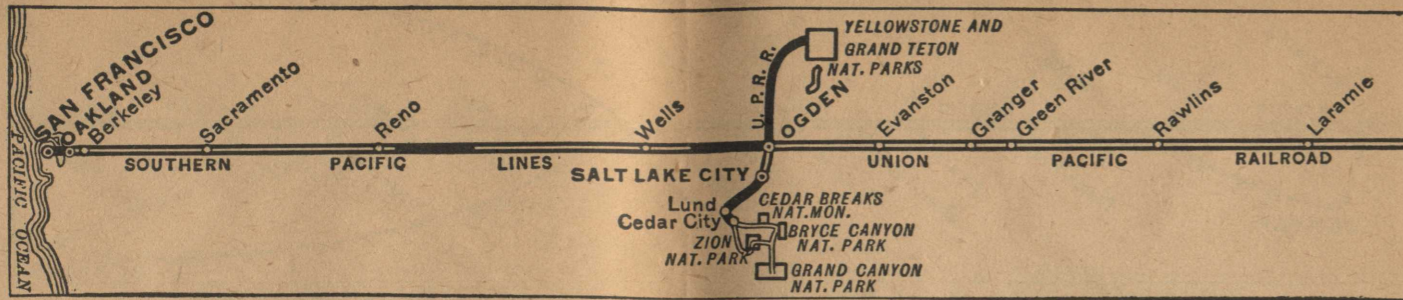
Reclining Seat Coaches... Los Angeles to Green River—all seats reserved (No. 10 to St. Louis).
Ogden to Chicago—all seats reserved (S.P. 28 from San Francisco).
Cedar City to Salt Lake City (No. 310—June 12 to Sept. 10).

Club Lounge Car..... Los Angeles to Ogden—for coach passengers (No. 10 to St. Louis).
Dining Car..... Los Angeles to North Platte—club and a la carte service.

Footnotes for Page 9

- (f) Stops only on signal.
- ▲ Motor Bus between Lund and Cedar City.
- ▣ Conditional stop; see Tables 1 or 3.
- ◆ Motor bus connections at East Los Angeles. See tables 7, 8 and 9 for complete information on bus schedules to and from East Los Angeles.
- Limited handling of checked baggage on these trains; consult agent.

△ See Table 4, page 31, for condensed schedule of all service to the Utah-Arizona Parks from the East and from Los Angeles.
(E.S.T.) Eastern standard time. (C.S.T.) Central standard time.
(M.S.T.) Mountain standard time. (P.S.T.) Pacific standard time.
Time from 12.01 midnight to 12.00 noon shown in light face type.
Time from 12.01 noon to 12.00 midnight shown in heavy face type.



NEW YORK and CHICAGO to SAN FRANCISCO via Omaha

Table B Condensed Schedules All Trains Daily	Streamliner City of San Francisco 101 ● Daily Example	San Francisco Overland 13-27 Daily Example	C. & N. W. 27- U. P. 27 ● Summer Service Saturday Only June 18 to Aug. 27 incl.
Lv New York (E.S.T.) N.Y.C.	9.00 SAT		
Lv Cleveland	8.13 SUN		
Ar Chicago (C.S.T.)	1.40 SUN		
Lv New York (EST) Penn.R.R.	5.55 SAT		
Lv N. Phila., Pa. (E.S.T.)	7.25 SAT		
Ar Chicago (C.S.T.)	9.45 SUN		
C. & N. W.			
Lv Chicago (C.S.T.)	7.00 SUN	10.45 SUN	1.30 SAT
Lv Clinton	9.21 "	2.20 "	4.10 "
Lv Cedar Rapids	10.38 SUN	4.10 "	5.32 "
Ar Council Bluffs	2.40 MON	10.11 "	10.20 "
Ar Omaha	2.55 MON	10.30 "	10.35 SAT
C. & N. W.			
Lv Minneapolis		203-10 -203	
Lv St. Paul		11.40 SUN	
Lv Sioux City		12.10 "	
Ar Omaha		8.25 "	
Union Pacific			
Lv Omaha (C.S.T.)	3.05 MON	11.00 SUN	
Ar Fremont		11.58 SUN	
Ar Columbus		12.55 MON	
Ar Grand Island		2.20 "	
Ar Kearney		3.15 "	
Ar North Platte (C.S.T.)		5.20 "	
Lv North Platte (M.S.T.)	6.50 "	4.55 "	
Lv Sidney	7.38 "	7.30 "	
Ar Cheyenne	9.20 "	10.00 "	
Lv Cheyenne	9.30 "	10.10 "	
Ar Laramie	10.50 "	11.50 "	
Ar Rawlins	12.45 "	1.55 "	
Ar Rock Springs		3.56 "	
Ar Green River		4.25 "	
Lv Green River	2.55 "	4.45 "	
Ar Evanston	4.45 "	6.55 "	
Ar Ogden (M.S.T.)	6.25 MON	8.45 MON	
Lv Salt Lake City (M.S.T.)		7.00 MON	
Southern Pacific			
Lv Ogden (M.S.T.)	6.42 MON	9.10 MON	
Ar Reno (P.S.T.)	2.43 TUE	6.55 TUE	
Ar Truckee		7.50 "	
Ar Sacramento	7.12 "	11.55 "	
Lv Sacramento	7.18 "	12.01 "	
Ar Berkeley	8.53 "	1.53 "	
Ar Oakland (16th St.)	9.05 "	2.05 "	
Ar Oakland Pier	9.15 "	2.15 "	
Ar San Francisco (P.S.T.)	9.50 TUE	2.50 TUE	

NO EXTRA FARES ON UNION PACIFIC RAILROAD

Equipment for Page 10

NO. 101—Streamliner CITY OF SAN FRANCISCO—Daily
Cars from Chicago run via C. & N. W. to Omaha; U. P. to Ogden; S. P. to San Francisco.

Club Lounge Car ⊙..... Chicago to San Francisco (Radio, bath, valet service).
Standard Sleeping Cars..... New York to San Francisco—10 Roomettes, 6 Double Bedrooms (P.R.R. No. 1 to Chicago).
Car operates every other day—see Page 7.
New York to San Francisco—10 Roomettes, 6 Double Bedrooms (N.Y.C. No. 59 to Chicago).
Car operates every other day—see Page 7.
Chicago to San Francisco—Drawing-rooms, Compts., Double Bedrooms, Roomettes, Sections.

Reclining Seat—
Leg Rest Coaches..... Chicago to San Francisco—all seats reserved.
Cafe Lounge Car..... Chicago to San Francisco—Moderately priced meals and lounge for coach passengers.
Dining Car..... Club and a la carte service.

NO. 13-27—SAN FRANCISCO OVERLAND—DAILY
Cars from Chicago run via C. & N. W. 13 to Omaha; U. P. 27 to Ogden; S. P. 27 to San Francisco.

C. & N. W. 27 runs on Saturday only (June 18 to August 27, incl.) and takes the through sleeping car and a reserved seat coach for U. P. 27 at Omaha.

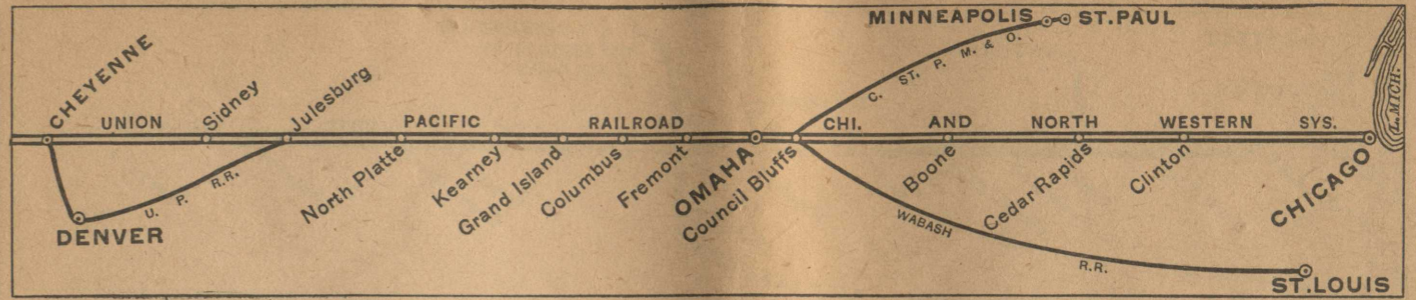
Standard Sleeping Cars..... Chicago to San Francisco—6 Sections, 6 Roomettes, 4 Double Bedrooms.
Ogden to San Francisco—6 Sections, 6 Roomettes, 4 Double Bedrooms (No. 9 from St. Louis).
Ogden to San Francisco—12 Roomettes, 4 Double Bedrooms (No. 9 from St. Louis).
Salt Lake City to San Francisco—6 Sections, 6 Roomettes, 4 Double Bedrooms (No. 29 to Ogden).

Reclining Seat Coaches..... Chicago to San Francisco—not reserved, except on Saturdays, June 18 to August 27, incl.
Ogden to San Francisco (No. 9 from St. Louis—all seats reserved).
Cafe Lounge Car..... Club and a la carte service—from North Platte.

Footnotes for Page 10

Passengers Use Ferry Steamer between Oakland Pier and San Francisco.

- ⊙ These lounge cars are for exclusive use of sleeping car passengers.
- ⊙ Through service with U. P. 27 leaving Omaha at 11:00 p.m.
- The City of San Francisco has a lounge car for coach passengers.
- Limited handling of checked baggage on this train; consult agent.
- ☐ Conditional stop; see table 1.
- (E.S.T.) Eastern standard time.
- (M.S.T.) Mountain standard time.
- (f) Stops only on signal.
- (C.S.T.) Central standard time.
- (P.S.T.) Pacific standard time.
- Time from 12:01 midnight to 12:00 noon shown in light face type.
- Time from 12.01 noon to 12.00 midnight shown in heavy face type.



SAN FRANCISCO to CHICAGO, and NEW YORK via Omaha

Table B Condensed Schedules All Trains Daily	Streamliner City of San Francisco 102 ● Daily Example	San Francisco Overland 28-14 Daily Example
Southern Pacific		
Lv San Francisco (P.S.T.)	4.30 SUN	11.00 SUN
Ar Oakland Pier	5.00 "	11.28 "
Ar Oakland (16th St.)	5.07 "	11.36 "
Ar Berkeley	5.15 "	11.45 "
Ar Sacramento	6.53 "	1.37 "
Lv Sacramento	6.58 "	1.42 "
Ar Truckee		5.24 "
Ar Reno (P.S.T.)	11.27 SUN	6.36 SUN
Ar Ogden (M.S.T.)	9.25 MON	6.25 MON
Union Pacific		
Ar Salt Lake City (M.S.T.)		8.00 MON
Lv Ogden (M.S.T.)	9.40 MON	7.00 MON
Ar Evanston	11.09 "	8.50 "
Ar Green River	12.50 "	10.45 "
Lv Green River	1.00 "	11.10 "
Ar Rock Springs		11.37 "
Ar Rawlins	3.15 "	2.00 "
Ar Laramie	5.05 "	4.20 "
Ar Cheyenne	6.25 "	5.40 "
Lv Cheyenne	6.35 "	7.00 "
Ar Sidney	7.57 "	8.55 "
Ar North Platte (M.S.T.)	9.38 "	11.00 MON
Lv North Platte (C.S.T.)	10.43 "	12.45 TUE
Ar Kearney		2.39 "
Ar Grand Island	12.35 TUE	3.50 "
Ar Columbus		5.10 "
Ar Fremont		6.08 "
Ar Omaha	2.45 TUE	7.00 TUE
C. & N. W.		
Lv Omaha	2.55 TUE	8.00 TUE
Lv Council Bluffs	3.07 "	8.33 "
Ar Cedar Rapids	7.08 "	2.10 "
Ar Clinton	8.27 "	3.33 "
Ar Chicago (C.S.T.)	11.00 TUE	6.15 TUE
C. & N. W.		(204-9-204)
Lv Omaha		9.25 TUE
Ar Sioux City		11.50 "
Ar St. Paul		6.15 "
Ar Minneapolis (C.S.T.)		6.50 TUE
Lv Chicago (C.S.T.) N.Y.C.	3.15 TUE	
Ar New York (E.S.T.)	8.00 WED	
Lv Chicago (C.S.T.) Penn.R.R.	3.00 TUE	
Ar N. Phila., Pa. (E.S.T.)	6.51 WED	
Ar New York (E.S.T.)	8.20 WED	

NO EXTRA FARES ON UNION PACIFIC RAILROAD

Equipment for Page 11

NO. 102—Streamliner CITY OF SAN FRANCISCO—Daily
Runs via S. P. to Ogden, and via C. & N. W. east of Omaha.

Club Lounge Car ⊙..... San Francisco to Chicago (Radio, bath, valet service).
Standard Sleeping Cars..... San Francisco to New York—10 Roomettes, 6 Double Bedrooms (P.R.R. No. 48 east of Chicago).
Car operates every other day—see Page 7.
San Francisco to New York—10 Roomettes, 6 Double Bedrooms (N.Y.C. No. 68 east of Chicago).
Car operates every other day—see Page 7.
San Francisco to Chicago—Drawing rooms, Compts., Double Bedrooms, Roomettes, Sections.

Reclining Seat—
Leg Rest Coaches..... San Francisco to Chicago—all seats reserved.
Cafe Lounge Car..... San Francisco to Chicago—Moderately priced meals and lounge for coach passengers.
Dining Car..... Club and a la carte service.

NO. 28-14—SAN FRANCISCO OVERLAND—DAILY
Runs via S. P. to Ogden, and via C. & N. W. 14 east of Omaha.

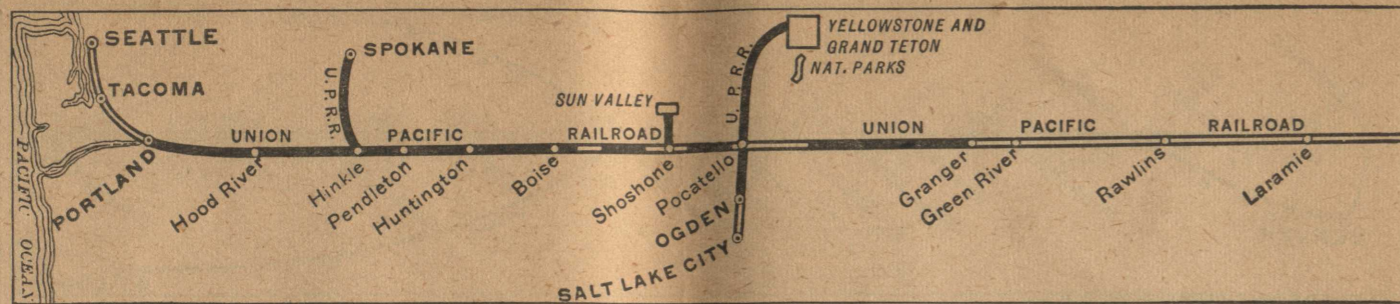
Standard Sleeping Cars..... San Francisco to Chicago—6 Sections, 6 Roomettes, 4 Double Bedrooms.
San Francisco to Ogden—6 Sections, 6 Roomettes, 4 Double Bedrooms (U.P.-Wab. 10 to St. Louis).
San Francisco to Ogden—12 Roomettes, 4 Double Bedrooms (U. P.-Wab. 10 to St. Louis).
San Francisco to Salt Lake City—6 Sections, 6 Roomettes, 4 Double Bedrooms, (No. 30 south of Ogden).

Reclining Seat Coaches..... San Francisco to Chicago—all seats reserved.
San Francisco to Ogden (No. 10 to St. Louis—all seats reserved).
Cafe Lounge Car..... Club and a la carte service—to North Platte.

Footnotes for Page 11

Passengers Use Ferry Steamer between San Francisco and Oakland Pier.

- ⊙ These lounge cars are for the exclusive use of sleeping car passengers.
- The City of San Francisco has a lounge car for coach passengers.
- Limited handling of checked baggage on this trains; consult agent.
- ☐ Conditional stop; see Table 2.
- (E.S.T.) Eastern standard time.
- (M.S.T.) Mountain standard time.
- (f) Stops only on signal.
- (C.S.T.) Central standard time.
- (P.S.T.) Pacific standard time.
- Time from 12:01 midnight to 12:00 noon shown in light face type.
- Time from 12.01 noon to 12.00 midnight shown in heavy face type.



CHICAGO to PORTLAND and SEATTLE via Omaha

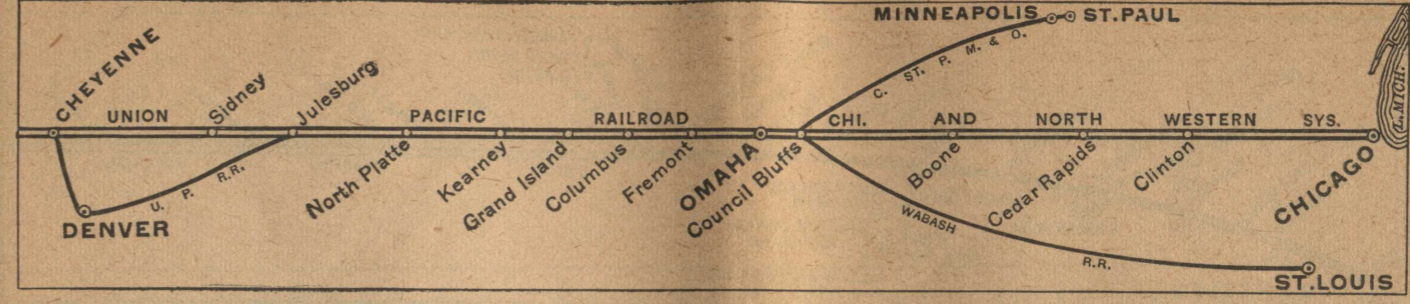
Table C Condensed Schedules All Trains Daily		Domeliner City of Portland 105 Daily Example	City of Portland— Yel. Special 105-35 Summer Season Example
C. & N. W.			
Lv Chicago (C.S.T.)	5.30	SUN	5.30
Ar Omaha	1.30	MON	1.30
Union Pacific			
Lv Omaha	1.40	MON	7.40
Ar Fremont	2.40	"	8.40
Ar Columbus	3.40	"	9.40
Ar Grand Island	3.40	"	3.40
Ar Kearney	4.40	"	4.40
Ar North Platte (C.S.T.)	5.25	"	5.25
Ar North Platte (M.S.T.)	4.30	"	4.30
Ar Sidney	6.13	"	6.13
Ar Cheyenne	7.55	"	7.55
Lv Cheyenne	8.05	"	8.05
Ar Laramie	9.25	"	9.25
Ar Rawlins	11.15	"	11.15
Ar Rock Springs	f 1.01	"	f 1.01
Ar Green River	1.35	"	1.35
Ar Kemmerer	f 2.47	"	f 2.47
Ar Montpelier	4.05	"	4.05
Ar Pocatello	5.45	MON	5.45
Ar West Yellowstone			7.30
Lv West Yellowstone			
Lv Pocatello	5.55	MON	
Ar Minidoka	7.32	MON	
Ar Shoshone			
Lv Shoshone	7.35	MON	
Ar Sun Valley (Ketchum)	9.35	MON	
Lv Sun Valley (Ketchum)	5.25	MON	
Ar Shoshone	7.25	MON	
Lv Shoshone	7.32	MON	
Ar Glens Ferry	8.25	"	
Ar Boise	9.40	"	
Ar Nampa	10.08	"	
Ar Ontario			
Ar Huntington (M.S.T.)	11.40	"	
Lv Huntington (P.S.T.)	10.40	"	
Ar Baker	11.55	MON	
Ar La Grande	1.05	TUE	
Lv Pendleton	3.10	"	
Ar Hinkle	3.50	TUE	
Ar Arlington			
Ar The Dalles	5.30	TUE	
Ar Hood River	f 6.01	"	
Ar Portland	7.30	TUE	
Lv Portland	8.00	TUE	
Ar Tacoma	11.01	"	
Ar Seattle (P.S.T.)	11.59	TUE	

NO EXTRA FARES ON UNION PACIFIC RAILROAD
Equipment for Page 12
NO. 105—Domeliner CITY OF PORTLAND—DAILY
 C. & N. W. to Omaha; No. 457 Portland-Seattle.
 Dome Observation Lounge Car... Chicago to Portland—for sleeping car passengers.
 Standard Sleeping Cars... Chicago to Portland—2 Drawing-rooms, 4 Compartments, 4 Double Bedrooms.
 Chicago to Portland—10 Roomettes, 6 Double Bdrms.
 Chicago to Portland—14 Sections.
 Reclining Seat— Chicago to Seattle—12 Roomettes, 4 Double Bedrooms.
 Leg Rest Coaches... Portland to Chicago—all seats reserved.
 Dome Coach... Chicago to Portland—36 leg rest seats reserved; dome seats not reserved.
 Cafe Lounge Car... Chicago to Portland—Moderately priced meals and lounge for coach passengers.
 Dining Car... Club and a la carte service.
NO. 105-35—CITY OF PORTLAND—YELLOWSTONE SPECIAL—DAILY
LEAVE CHICAGO JUNE 18 THROUGH SEPTEMBER 4
 C. & N. W. No. 105 to Omaha; U. P. No. 105 to Pocatello;
 No. 35 to West Yellowstone.
 Club Lounge Service... Chicago to West Yellowstone.
 Standard Sleeping Cars... Chicago to Pocatello—Drawing-rooms, Compartments, Bedrooms, Roomettes, Sections.
 Pocatello to West Yellowstone—6 Sections, 6 Roomettes, 4 Double Bedrooms (open 9:30 p.m.).
 Reclining Seat Coaches... Chicago to Pocatello—reserved seats.
 Pocatello to West Yellowstone—seats not reserved.
 Dining Car... Chicago to Pocatello.

DOME COACHES
 and
Dome Observation Lounge Cars
 Now in Service on the
Domeliner "City of Portland"
 Divan-type seats in the Domes, placed at an angle for better viewing, are not reserved.

Footnotes for Page 12

- West Yellowstone, Montana, is gateway to Yellowstone National Park. Summer Season is from June 20 through September 6 for arrival at West Yellowstone.
 - Limited handling of checked baggage on Train 105; consult agent.
 - * Daily train No. 457.
 - (C.S.T.) Central Standard time. (M.S.T.) Mountain Standard time. (P.S.T.) Pacific Standard time.
 - Conditional stop; see Table 1 or 20. (f) Stops only on signal.
 - ◆ Motor Bus. This service is provided passengers arriving or departing Shoshone and holding through rail tickets to and from Sun Valley or Ketchum, Idaho.
- Time from 12.01 midnight to 12.00 noon shown in light face type.
Time from 12.01 noon to 12.00 midnight shown in heavy face type.



SEATTLE and PORTLAND to CHICAGO via Omaha

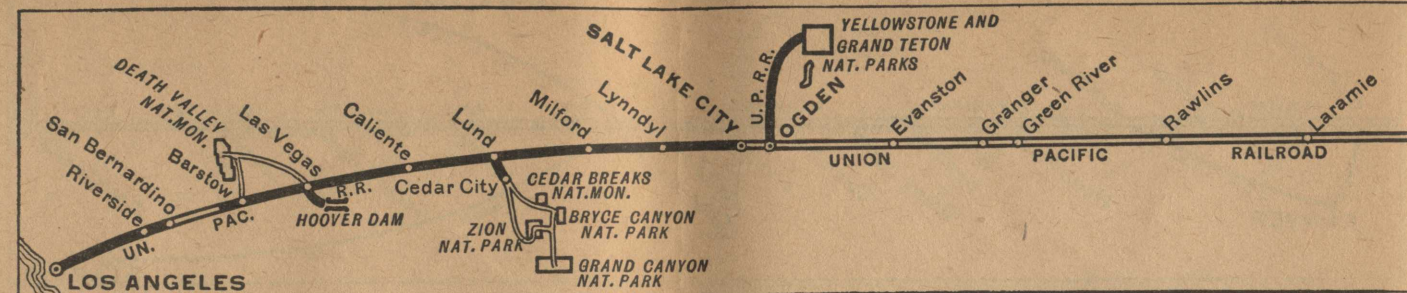
Table C Condensed Schedules All Trains Daily		Domeliner City of Portland 106 Daily Example	Yel. Special City of Portland 36-106 Summer Season Example
Union Pacific			
Lv Seattle (P.S.T.)	12.30	SUN	
Ar Tacoma	1.26	"	
Ar Portland	4.30	SUN	
Lv Portland	5.30	SUN	
Ar Hood River	f 6.48	"	
Ar The Dalles	7.20	"	
Ar Arlington			
Ar Hinkle	9.00	"	
Ar Pendleton	9.38	"	
Ar La Grande	11.40	SUN	
Ar Baker	12.40	MON	
Ar Huntington (P.S.T.)	2.05	"	
Lv Huntington (M.S.T.)	3.05	"	
Ar Ontario			
Ar Nampa	4.36	"	
Ar Boise	5.00	"	
Ar Glens Ferry	6.10	"	
Ar Shoshone	7.05	MON	
Lv Shoshone	7.10	MON	
Ar Sun Valley (Ketchum)	9.10	MON	
Lv Sun Valley (Ketchum)	5.00	MON	
Ar Shoshone	7.00	MON	
Lv Shoshone	7.05	MON	
Ar Minidoka			
Ar Pocatello	8.45	MON	
Ar West Yellowstone			
Lv West Yellowstone			7.30
Lv Pocatello	8.55	MON	8.55
Ar Montpelier	10.40	"	10.40
Ar Kemmerer	f 11.59	"	f 11.59
Ar Green River	1.25	"	1.25
Ar Rock Springs	f 1.42	"	f 1.42
Ar Rawlins	3.40	"	3.40
Ar Laramie	5.30	"	5.30
Ar Cheyenne	6.40	"	6.40
Lv Cheyenne	6.50	"	6.50
Ar Sidney	8.12	"	8.12
Ar North Platte (M.S.T.)	9.53	"	9.53
Lv North Platte (C.S.T.)	10.58	MON	10.58
Ar Kearney		TUE	
Ar Grand Island	12.50	"	12.50
Ar Columbus		"	
Ar Fremont		"	
Ar Omaha	3.00	TUE	3.00
C. & N. W.			
Lv Omaha	3.10	TUE	3.10
Ar Chicago (C.S.T.)	11.20	TUE	11.20

NO EXTRA FARES ON UNION PACIFIC RAILROAD
Equipment for Page 13
NO. 106—Domeliner CITY OF PORTLAND—Daily
 C. & N. W. east of Omaha; No. 408 Seattle-Portland.
 Dome Observation Lounge Car... Portland to Chicago—for sleeping car passengers.
 Standard Sleeping Cars... Portland to Chicago—2 Drawing-rooms, 4 Compartments, 4 Double Bedrooms.
 Portland to Chicago—10 Roomettes, 6 Double Bdrms.
 Portland to Chicago—14 Sections.
 Reclining Seat— Seattle to Chicago—12 Roomettes, 4 Double Bdrms.
 Leg Rest Coaches... Portland to Chicago—all seats reserved.
 Dome Coach... Portland to Chicago—36 leg rest seats reserved; dome seats not reserved.
 Cafe Lounge Car... Portland to Chicago—Moderately priced meals and lounge for coach passengers.
 Dining Car... Club and a la carte service.
NO. 36-106—YELLOWSTONE SPECIAL—CITY OF PORTLAND—DAILY
LEAVE WEST YELLOWSTONE JUNE 20 THROUGH SEPTEMBER 8
 No. 36 to Pocatello; No. 106 to Chicago; C. & N. W. 14 east of Omaha
 Club Lounge Service... West Yellowstone to Chicago.
 Standard Sleeping Car... West Yellowstone to Pocatello—6 Sections, 6 Roomettes, 4 Double Bedrooms (occupancy until 8:00 a.m.).
 Pocatello to Chicago—Drawing-rooms, Compartments, Bedrooms, Roomettes, Sections.
 Reclining Seat Coaches... West Yellowstone to Pocatello—seats not reserved.
 Pocatello to Chicago—reserved seats.
 Dining Car... Pocatello to Chicago.

and, before long
Dome Dining Cars
 on the
Domeliner "City of Portland"
 The only Dome Dining Cars in
 Transcontinental Service
 ★
Fastest Service between Chicago and Portland
Convenient Departure Times - No Extra Fare

Footnotes for Page 13

- West Yellowstone, Montana, is gateway to Yellowstone National Park. Summer Season is from June 20 through September 8 for departure from West Yellowstone.
 - Limited handling of checked baggage on Train 106; consult agent.
 - ‡ Daily Train No. 408.
 - (C.S.T.) Central Standard time. (M.S.T.) Mountain Standard time. (P.S.T.) Pacific Standard time.
 - Conditional stop; see Table 2 or 20. (f) Stops only on signal.
 - ◆ Motor Bus. This service is provided passengers arriving or departing Shoshone and holding through rail tickets to and from Sun Valley or Ketchum, Idaho.
- Time from 12.01 midnight to 12.00 noon shown in light face type.
Time from 12.01 noon to 12.00 midnight shown in heavy face type.



ST. LOUIS and KANSAS CITY to LOS ANGELES via Denver

Table D Condensed Schedules All Trains Daily		Streamliner City of St. Louis 9 Example	Utah Parks Service (Summer) 9-309 Δ 310-10 Δ Example
Lv St. Louis (Wab.) (C.S.T.)	4.15 SUN	4.15 SUN	
Ar Kansas City	9.10 SUN	9.10 SUN	
Lv Kansas City (U.P.)	9.30 SUN	9.30 SUN	
Ar Lawrence	10.37	10.37	
Ar Topeka	11.30	11.30	
Ar Manhattan	11.59	11.59	
Ar Junction City	12.49	12.49	
Ar Salina	3.00	3.00	
Ar Ellis (C.S.T.)	2.09	2.09	
Lv Ellis (M.S.T.)	3.20	3.20	
Ar Oakley	7.55	7.55	
Ar Denver	8.25	8.25	
Ar La Salle	9.40	9.40	
Ar Greeley	9.25	9.25	
Ar Cheyenne	11.05	11.05	
Lv Cheyenne	Cut-off	Cut-off	
Ar Laramie	11.45	11.45	
Ar Rawlins	1.44	1.44	
Ar Green River	4.25	4.25	
Ar Evanston	6.30	6.30	
Ar Ogden	8.20	8.20	
Ar Ogden	9.05	9.05	
Ar Salt Lake City	10.00	10.00	
Lv Salt Lake City	10.30	11.00	
Ar Milford	2.10	4.15	
Ar Lund	3.00	5.00	
Ar Cedar City	4.15	6.30	
Lv Cedar City	10.45	9.00	
Lv Lund	3.00	3.00	
Ar Caliente (M.S.T.)	5.08	5.08	
Ar Las Vegas (P.S.T.)	7.05	7.05	
Lv Las Vegas	7.20	7.20	
Ar Barstow	11.03	11.03	
Ar San Bernardino	1.00	1.00	
Ar Riverside	1.30	1.30	
Ar East Los Angeles	2.50	2.50	
Ar Los Angeles (P.S.T.)	3.15	3.15	
Ar Alhambra	3.15	3.15	
Ar Pasadena	3.30	3.30	
Ar Glendale (City)	3.55	3.55	
Ar Anaheim	4.00	4.00	
Ar Long Beach	3.45	3.45	
Ar San Pedro (P.S.T.)	4.15	4.15	

Equipment for Page 14

NO. 9—Streamliner CITY OF ST. LOUIS—DAILY
Wabash 9 to Kansas City; No. 9 to Los Angeles.

Club Lounge Car @ Kansas City to Los Angeles (Radio).
Standard Sleeping Cars St. Louis to Los Angeles—12 Roomettes, 4 Double Bedrooms.

St. Louis to Ogden—6 Sections, 6 Roomettes, 4 Double Bedrooms (No. 27 to San Francisco).
St. Louis to Ogden—12 Roomettes, 4 Double Bedrooms (No. 27 to San Francisco).
Kansas City to Denver—6 Sections, 6 Roomettes, 4 Double Bedrooms.
Salt Lake City to Los Angeles—6 Sections, 6 Roomettes, 4 Double Bedrooms (Nos. 19-18-34 from Spokane).
Salt Lake City to Cedar City—6 Sections, 6 Roomettes, 4 Double Bedrooms (No. 309—June 11 to September 9—open 9:30 p.m.).
Cedar City to Los Angeles—6 Sections, 6 Roomettes, 4 Double Bedrooms (No. 310 to Milford—June 12 to September 10).

Reclining Seat Coaches St. Louis to Los Angeles.
(All Seats Reserved)
St. Louis to Ogden—with leg rests (S. P. 27 to San Francisco).
Salt Lake City to Cedar City (not reserved) (No. 309—June 11 to September 9).

Club Lounge Car St. Louis to Los Angeles—for coach passengers.
Dining Car Club and a la carte service.

Footnotes for Page 14

Δ See Table 4, page 31, for condensed schedule of all service to the Utah-Arizona Parks from the East and from Los Angeles.

⊗ This club lounge car is for the exclusive use of sleeping car passengers.

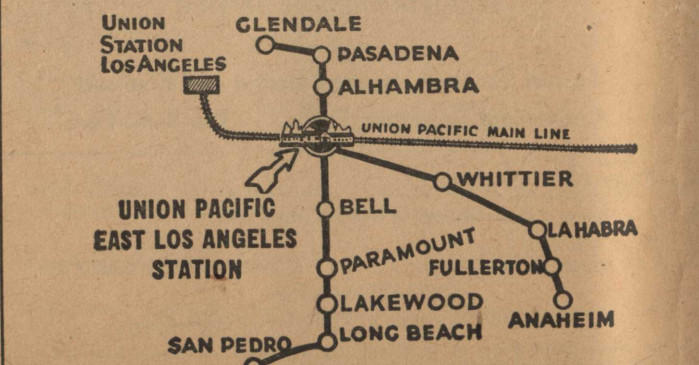
(f) Stops only on signal. ⊙ Gateway to Utah-Arizona National Parks.

▲ Motor Bus between Lund and Cedar City. ⊠ Conditional stop; see Table 24 or 30.

◆ Motor bus connections with main line trains at East Los Angeles. See tables 7, 8 and 9 for complete information on bus schedules to and from East Los Angeles.

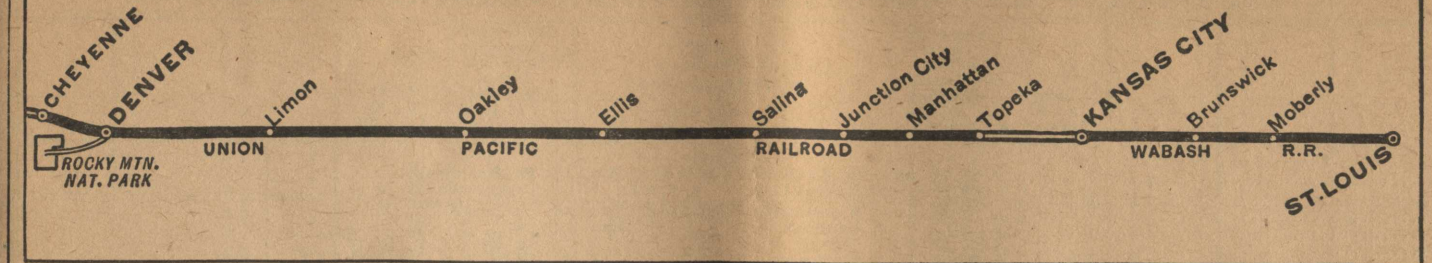
(C.T.) Central time. (M.T.) Mountain time. (P.T.) Pacific time.

Time from 12:01 noon to 12:00 midnight shown in heavy face type.



Union Pacific Motor Coach Service
TO AND FROM EAST LOS ANGELES, CALIF.

- The Union Pacific maintains a passenger station at East Los Angeles, from which it operates motor coaches direct to Glendale, Pasadena, Alhambra, San Pedro, Long Beach, Anaheim, Fullerton, La Habra, Whittier and intermediate points. See Tables 7, 8 and 9 on page 31 for local schedules of all motor coaches.
- Passengers ticketed for those places may leave train at East Los Angeles where waiting motor coaches will take them direct to destination without extra charge. Baggage, too, can be checked through to any of those places. These motor coaches also deliver eastbound passengers to the East Los Angeles station.



LOS ANGELES to KANSAS CITY and ST. LOUIS via Denver

Table D Condensed Schedules All Trains Daily	Streamliner City of St. Louis 10 Example	Utah Parks Service (Summer) 10-309 Δ 310-10 Δ Example	
		Streamliner	City of St. Louis
Lv San Pedro (P.S.T.)	8.50 SUN	8.50 SUN	
Lv Long Beach	9.25 SUN	9.25 SUN	
Lv Anaheim	9.20 SUN	9.20 SUN	
Lv Glendale (City)	9.25 SUN	9.25 SUN	
Lv Pasadena	9.50	9.50	
Lv Alhambra	10.05 SUN	10.05 SUN	
Lv Los Angeles (P.S.T.)	10.30 SUN	10.30 SUN	
Ar East Los Angeles	10.50	10.50	
Ar Riverside	11.55	11.55	
Ar San Bernardino	12.20	12.20	
Ar Barstow	2.25	2.25	
Ar Las Vegas (P.S.T.)	6.30	6.30	
Lv Caliente (M.S.T.)	10.15 SUN	10.15 SUN	
Ar Lund	12.05 MON	12.05 MON	
Ar Cedar City	4.15 MON	6.30 MON	
Lv Cedar City	10.45 SUN	9.00 SUN	
Lv Lund	12.05 MON	10.25 SUN	
Ar Milford	12.50	11.50 SUN	
Ar Salt Lake City	4.45	4.30 MON	
Lv Salt Lake City	5.05	5.05	
Ar Ogden	6.05	6.05	
Lv Ogden	6.50	6.50	
Ar Evanston	8.34	8.34	
Ar Green River	10.30	10.30	
Ar Rawlins	12.50	12.50	
Ar Laramie	2.43 MON	2.43 MON	
Ar Cheyenne	Cut-off	Cut-off	
Ar Greeley	2.45	4.51 MON	
Ar La Salle	4.01	4.51 MON	
Ar Denver	4.15	6.10	
Lv Denver	5.20	6.45	
Ar Oakley	6.10	6.45	
Ar Ellis (M.S.T.)	11.01 MON	11.01 MON	
Lv Ellis (C.S.T.)	12.12 TUE	12.12 TUE	
Ar Salina	1.21	1.21	
Ar Junction City	3.23	3.23	
Ar Manhattan	4.32	4.32	
Ar Topeka	5.03	5.03	
Ar Lawrence	5.53	5.53	
Ar Kansas City	7.15 TUE	7.15 TUE	
Lv Kansas City (Wabash)	7.30 TUE	7.30 TUE	
Ar St. Louis (C.T.)	12.29 TUE	12.29 TUE	

Equipment for Page 15

NO. 10—Streamliner CITY OF ST. LOUIS—DAILY
No. 10 to Kansas City; Wabash 10 to St. Louis.

Club Lounge Car @ Los Angeles to Kansas City (Radio).
Standard Sleeping Cars Los Angeles to St. Louis—12 Rmte., 4 Dbl. Bd. rm.
Los Angeles to Salt Lake City—6 Sec., 6 Roomettes, 4 Double Bedrooms, (Nos. 33-17-20 thru to Spokane).
Los Angeles to Cedar City—6 Sections, 6 Roomettes, 4 Double Bedrooms (No. 309 from Milford—June 11 to September 9).
Cedar City to Salt Lake City—6 Sections, 6 Roomettes, 4 Double Bedrooms (No. 310—June 12 to September 10—occupancy 7:30 a.m.).
Ogden to St. Louis—6 Sections, 6 Roomettes, 4 Double Bedrooms (S.P. 28 from San Francisco).
Ogden to St. Louis—12 Roomettes, 4 Double Bedrooms (S.P. 28 from San Francisco).
Denver to Kansas City—6 Sections, 6 Roomettes, 4 Double Bedrooms.

Reclining Seat Coaches Los Angeles to St. Louis.
(All Seats Reserved)
Ogden to St. Louis—with leg rests (S.P. 28 from San Francisco).
Cedar City to Salt Lake City (not reserved) (No. 310—June 12 to September 10).

Club Lounge Car Los Angeles to St. Louis—for coach passengers.
Dining Car Club and a la carte service.

Footnotes for Page 15

Δ See Table 4, page 31, for condensed schedule of all service to the Utah-Arizona Parks from the East and from Los Angeles.

⊗ This club lounge car is for the exclusive use of sleeping car passengers.

(f) Stops only on signal.

▲ Motor Bus between Lund and Cedar City. ⊠ Conditional stop; see Table 24.

◆ Motor bus connections with main line trains at East Los Angeles. See tables 7, 8 and 9 for complete information on bus schedules to and from East Los Angeles.

(C.T.) Central time. (M.T.) Mountain time. (P.T.) Pacific time.

Time from 12:01 noon to 12:00 midnight shown in heavy face type.

When you travel on the UNION PACIFIC use the RAIL-AUTO PLAN...

Have a new car to drive at your destination!

- A Union Pacific ticket agent will gladly reserve a car when you buy your railroad ticket.
- The cost is low, and five or six can ride for the one price. Gas, oil and proper insurance furnished.
- A fine new car from Hertz will be waiting at your destination to drive as your own, as long as you need it.
- Your car will meet you, if requested, or just take a cab to the convenient Hertz station.

For business or pleasure . . . for convenience unsurpassed . . . ride the Union Pacific . . . and have a car from **HERTZ** at your destination.

ST. LOUIS—KANSAS CITY—SAN FRANCISCO via Denver

Table E Condensed Schedules All Trains Daily. Streamliner City of St. Louis-San Francisco Overland 9-27 Example. Local No. 57 Daily Example. San Francisco Overland-Streamliner City of St. Louis 28-10 Example. Local No. 52 Daily Example. Wabash, Southern Pacific routes including St. Louis, Kansas City, Lawrence, Topeka, Manhattan, Junction City, Abilene, Salina, Hays, Ellis (C.S.T.), Oakley, Sharon Springs, Limon, Denver, LaSalle, Greeley, Cheyenne, Laramie, Rawlins, Rock Springs, Green River, Evanston, Ogden (M.S.T.), Salt Lake City (M.T.), Ogden (M.S.T.), Reno (P.S.T.), Truckee, Sacramento, Berkeley, Oakland (16th St.), Oakland Pier, San Francisco (P.S.T.).

Equipment for Page 16

NO. 9-27—Streamliner—CITY OF ST. LOUIS—SAN FRANCISCO OVERLAND—DAILY

Wabash No. 9 to Kansas City; No. 9 to Ogden; S. P. No. 27 to San Francisco.

- Club Lounge Service... Kansas City to San Francisco (Radio).
Standard Sleeping Cars... St. Louis to San Francisco—6 Sections, 6 Roomettes, 4 Double Bedrooms.
St. Louis to San Francisco—12 Roomettes, 4 Double Bedrooms.
St. Louis to Ogden—12 Roomettes, 4 Double Bedrooms (No. 9 to Los Angeles).
Kansas City to Denver—6 Sections, 6 Roomettes, 4 Double Bedrooms.
Salt Lake City to San Francisco—6 Sections, 6 Roomettes, 4 Double Bedrooms (No. 29 to Ogden).
Reclining Seat Coaches... St. Louis to San Francisco—with leg rests. (All Seats Reserved)
St. Louis to Ogden (No. 9 to Los Angeles).
Club Lounge Car... St. Louis to San Francisco—for coach passengers.
Dining Car... Club and a la carte service.

NO. 28-10—SAN FRANCISCO OVERLAND—Streamliner—CITY OF ST. LOUIS—DAILY

S. P. No. 28 to Ogden; No. 10 to Kansas City; Wabash No. 10 to St. Louis

- Club Lounge Service... San Francisco to Kansas City (Radio).
Standard Sleeping Cars... San Francisco to St. Louis—6 Sections, 6 Roomettes, 4 Double Bedrooms.
San Francisco to St. Louis—12 Roomettes, 4 Double Bedrooms.
San Francisco to Salt Lake City—6 Sections, 6 Roomettes, 4 Double Bedrooms. (No. 30 south of Ogden).
Ogden to St. Louis—12 Roomettes, 4 Double Bedrooms (No. 10 from Los Angeles).
Denver to Kansas City—6 Sections, 6 Roomettes, 4 Double Bedrooms.
Reclining Seat Coaches... San Francisco to St. Louis—with leg rests. (All Seats Reserved)
Ogden to St. Louis (No. 10 from Los Angeles).
Club Lounge Car... San Francisco to Denver—for coach passengers.
Dining Car... Club and a la carte service.

Footnotes for Page 16

- ⊗ These lounge cars are for the exclusive use of sleeping car passengers.
▲ On the S.P. this train handles checked baggage only for Oakland or beyond.
☐ Conditional stop; see table 24. □ Conditional stop; see table 30. (f) Stops only on signal. (C.S.T.) Central standard time. (M.S.T.) Mountain standard time. (P.S.T.) Pacific standard time.
Time from 12.01 midnight to 12.00 noon shown in light face type.
Time from 12.01 noon to 12.00 midnight shown in heavy face type.

ST. LOUIS—KANSAS CITY—PORTLAND—SEATTLE via Denver

Table F Condensed Schedules All Trains Daily. Local No. 57 Daily Example. 69-369-17 Example. Portland Rose 17 Example. Local No. 52 Daily Example. Portland Rose 18 Example. St. Louis (Wabash) (C.S.T.), Mo. Ar. Kansas City (Union Pacific) Mo. Ar. Lawrence, Kan. Ar. Topeka, Kan. Ar. Manhattan, Kan. Ar. Junction City, Mo. Ar. Salina (C.S.T.), Mo. Ar. Ellis (M.S.T.), Mo. Ar. Oakley, Kan. Ar. Denver, Colo. Ar. Denver, Colo. Ar. LaSalle (Colorado State College of Education), Colo. Ar. Cheyenne, Wyo. Ar. Cheyenne, Wyo. Ar. Laramie, Wyo. Ar. Rawlins, Wyo. Ar. Green River, Wyo. Ar. Kemmerer, Wyo. Ar. Pocatello, Ida. Ar. West Yellowstone, Wyo. Ar. Pocatello, Ida. Ar. Minidoka, Wyo. Ar. Shoshone, Wyo. Ar. Shoshone, Wyo. Ar. Sun Valley (Ketchum), Wyo. Ar. Shoshone, Wyo. Ar. Shoshone, Wyo. Ar. Boise, Wyo. Ar. Huntington (M.S.T.), Wyo. Ar. Huntington (P.S.T.), Wyo. Ar. Baker, Wyo. Ar. Pendleton, Ore. Ar. Hinkle, Ore. Ar. Hinkle, Ore. Ar. Yakima, Wash. Ar. Hinkle, Ore. Ar. The Dalles, Ore. Ar. Hood River, Ore. Ar. Portland, Ore. Ar. Portland, Ore. Ar. Tacoma, Wash. Ar. Seattle (P.S.T.), Wash. Ar.

Equipment for Page 17

NO. 17—PORTLAND ROSE—DAILY

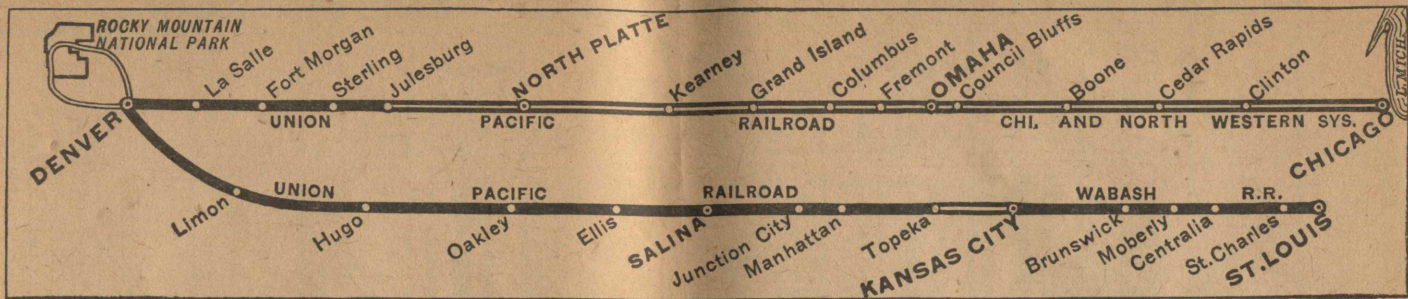
- Club Lounge Car... Kansas City to Portland (Radio).
Standard Sleeping Cars... Kansas City to Portland—6 Sections, 6 Roomettes, 4 Double Bedrooms (occupancy until 7:30 a.m.).
Denver to Portland—14 Sections (occupancy until 7:30 a.m.).
Denver to Yakima—6 Sections, 6 Roomettes, 4 Double Bedrooms (No. 64 beyond Hinkle).
West Yellowstone to Pocatello—6 Sections, 6 Roomettes, 4 Double Bedrooms (No. 36—occupancy until 8:00 a.m.) (June 20 to September 8).
Reclining Seat Coaches... Kansas City to Portland.
Kansas City to Spokane (No. 20 beyond Hinkle).
Dining Car... Club and a la carte service.

NO. 18—PORTLAND ROSE—DAILY

- Club Lounge Car... Portland to Kansas City (Radio).
Standard Sleeping Cars... Portland to Kansas City—6 Sections, 6 Roomettes, 4 Double Bedrooms.
Portland to Denver—14 Sections.
Yakima to Denver—6 Sections, 6 Roomettes, 4 Double Bedrooms (No. 63 to Hinkle).
Pocatello to West Yellowstone—6 Sections, 6 Roomettes, 4 Double Bedrooms (No. 35—open 9:30 p.m.) (June 20 to September 8).
Reclining Seat Coaches... Portland to Kansas City.
Spokane to Kansas City (No. 19 to Hinkle).
Dining Car... Club and a la carte service.

Footnotes for Page 17

- ☐ Conditional stop; see Table 24 or 30.
☑ Daily train No. 457.
☑ Daily train No. 458.
Motor Bus. This service is provided passengers arriving or departing Shoshone and holding through rail tickets to and from Sun Valley or Ketchum, Idaho.



CHICAGO-MINNEAPOLIS-OMAHA-DENVER

Table G Condensed Schedules All Trains Daily		Streamliner City of Denver 111 Example	27-85 Example
C. & N. W.			
Lv Chicago (C.S.T.)	5.00	SUN	10.45
Ar Omaha	12.40	MON	10.30
C. & N. W.			
Lv Minneapolis (C.S.T.)	11.40	SUN	11.40
St. Paul	12.10	"	12.10
Sioux City	6.25	"	6.25
Ar Omaha	8.40	SUN	8.40
Union Pacific			
Lv Omaha (C.S.T.)	12.50	MON	11.00
Fremont	"	"	11.58
Schuyler	"	"	12.29
Columbus	2.00	"	12.55
Central City	"	"	1.37
Grand Island	2.55	"	2.20
Kearney	3.33	"	3.15
Lexington	"	"	3.58
North Platte (C.S.T.)	4.50	"	5.20
North Platte (M.S.T.)	3.55	"	4.40
Ogallala	"	"	5.30
Julesburg	5.10	"	6.10
Sterling	6.05	"	7.18
Fort Morgan	7.34	"	8.06
La Salle	7.34	"	9.14
Ar Denver (M.S.T.)	8.30	MON	10.20

NO EXTRA FARES ON UNION PACIFIC RAILROAD

Equipment for Table G

NO. 111—Streamliner CITY OF DENVER—DAILY

Train runs via C. & N. W. to Omaha; thence U. P. Standard Sleeping Cars... Chicago to Denver—Drawing-rooms, Compts., Bed-rooms, Roomettes, Sections.

The Pub... Chicago to Denver. Reclining Seat—Leg Rest Coaches... Chicago to Denver (all seats reserved). Dining Car... Club and a la carte service.

NO. 27-85—DAILY

No. 27 to North Platte; No. 85 to Denver.

Standard Sleeping Cars... Omaha to Denver—6 Sections, 6 Roomettes, 4 Double Bedrooms. Reclining Seat Coaches... Omaha to Denver—not reserved. Cafe Lounge Car... Club and a la carte service. North Platte to Denver.

DENVER-OMAHA-MINNEAPOLIS-CHICAGO

Table G Condensed Schedules All Trains Daily		Streamliner City of Denver 112 Example	86-28 Example
Union Pacific			
Lv Denver (M.S.T.)	3.30	SUN	6.00
La Salle	4.18	"	6.57
Fort Morgan	"	"	"
Sterling	5.37	"	8.42
Julesburg	6.27	"	9.55
Ogallala	"	"	"
North Platte (M.S.T.)	7.32	"	11.15
North Platte (C.S.T.)	8.37	"	12.45
Lexington	"	"	1.55
Kearney	9.48	"	2.39
Grand Island	10.24	"	3.50
Central City	"	"	4.15
Columbus	11.14	"	5.10
Schuyler	"	"	5.30
Fremont	"	"	6.08
Ar Omaha (C.S.T.)	12.30	MON	7.00
C. & N. W.			
Lv Omaha	12.40	MON	8.00
Ar Chicago (C.S.T.)	8.30	MON	6.15
C. & N. W.			
Lv Omaha	"	"	9.25
Ar Sioux City	"	"	11.50
St. Paul	"	"	6.15
Ar Minneapolis (C.S.T.)	"	"	6.50

NO EXTRA FARES ON UNION PACIFIC RAILROAD

Equipment for Table G

NO. 112—Streamliner CITY OF DENVER—DAILY

Train runs via C. & N. W. east of Omaha. Standard Sleeping Cars... Denver to Chicago—Drawing-rooms, Compts., Bed-rooms, Roomettes, Sections.

The Pub... Denver to Chicago. Reclining Seat—Leg Rest Coaches... Denver to Chicago (all seats reserved). Dining Car... Club and a la carte service.

NO. 86-28—DAILY

No. 86 to North Platte; No. 28 to Omaha.

Standard Sleeping Car... Denver to Omaha—6 Sections, 6 Roomettes, 4 Double Bedrooms (Occupancy until 7:30 a.m.). Reclining Seat Coach... Denver to Omaha—not reserved. Cafe Lounge Car... Club and a la carte service. Denver to North Platte.

Footnotes for Page 18

(f) Stops only on signal. (C.S.T.) Central Standard time. (M.S.T.) Mountain Standard time. Time from 12.01 midnight to 12.00 noon shown in light face type.

(M.S.T.) Mountain Standard time. Time from 12.01 noon to 12.00 midnight shown in heavy face type.

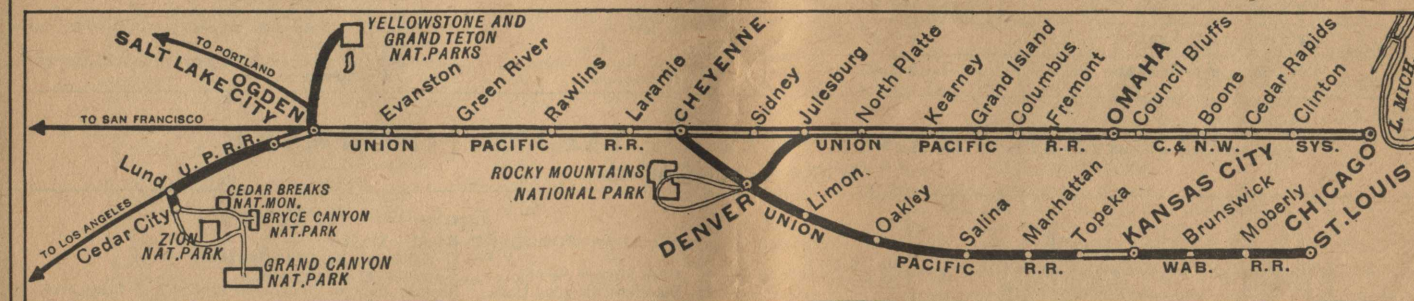
ST. LOUIS-KANSAS CITY-DENVER

The Kansan 39 Example	Portland Rose 17 Example	Str'liner City of St. Louis 9 Example	Table H Condensed Schedules All Trains Daily	Str'liner City of St. Louis 10 Example	Portland Rose 18 Example	The Kansan 40 Example
	10.45 su	4.15 su	Lv St. Louis (C.S.T.)	12.29 mo	7.35 mo	
	6.00 mo	9.10	Ar Kansas City	7.30	11.59 su	
			Union Pacific			
9.15 su	8.30	9.30	Lv Kansas City	7.15	10.30	11.30 su
			Kansas City, Kans.			
10.15			Lawrence	5.53	9.30	10.35 su
11.05	9.38	10.57	Topeka	"	9.00	10.05
11.36	"	"	St. Marys	"	"	9.27
11.52	"	"	Wamego	"	"	9.16
12.20	10.33	11.30	Manhattan	5.03	8.05	8.58
12.42	"	"	Fort Riley	"	"	8.37
1.00	11.02	11.59	Junction City	4.32	7.40	8.31
1.15	"	"	Chapman	"	"	8.09
1.21	"	"	Detroit	"	"	7.58
1.32	"	"	Abilene	"	7.05	7.58
1.42	"	"	Solomon	"	"	7.30 su
2.00 su	11.54	12.49	Salina	3.23	6.40	
Ar	2.01	3.00	Ar Ellis (C.S.T.)	1.21	4.25	
	1.10	2.09	Lv Ellis (M.S.T.)	12.12 mo	3.15	
	2.23	3.20	Oakley	11.01 su	1.42	
	4.50	5.45	Hugo	8.39	11.15	
	5.09	6.08	Limon	8.20	10.58	
	7.00 mo	7.55 mo	Ar Denver (M.S.T.)	6.45 su	9.30 su	

Equipment for Table H

NO. 18—PORTLAND ROSE—DAILY

Club Lounge Car... Denver to Kansas City (Radio). Standard Sleeping Cars... Denver to Kansas City—6 Sections, 6 Roomettes, 4 Double Bedrooms (from Portland). Reclining Seat Coach... Denver to Kansas City. Dining Car... Club and a la carte service.



DENVER-SALT LAKE CITY

Local No. 57 Daily Example	Str'liner City of St. Louis 9 Example	Table J Condensed Schedules All Trains Daily	Str'liner City of St. Louis 10 Example	Local 52 Daily Example
8.30 su	8.25 su	Lv Denver (M.S.T.)	6.10 su	5.20 su
9.40	9.40	Ar La Salle	4.15	4.15
11.05 su	Via Cutoff	Ar Cheyenne	Via Cutoff	2.45 su
Ar	11.45 su	Lv Laramie	2.43 su	Lv
	1.44	Ar Rawlins	12.50	
	4.25	Ar Green River	10.30	
	6.30	Ar Evanston	8.34	
	8.20	Ar Ogden	6.50	
	10.00 su	Ar Salt Lake City	5.05 su	

Equipment for Table J

NO. 9—Streamliner CITY OF ST. LOUIS—DAILY

Club Lounge Car... Denver to Salt Lake City (Radio). Standard Sleeping Cars... Denver to Salt Lake City—12 Roomettes, 4 Double Bedrooms (from St. Louis—for Los Angeles). Reclining Seat—Leg Rest Coaches... Denver to Salt Lake City—all seats reserved. Club Lounge Car... Denver to Salt Lake City—for coach passengers. Dining Car... Club and a la carte service.

NO. 10—Streamliner CITY OF ST. LOUIS—DAILY

Club Lounge Car... Salt Lake City to Denver (Radio). Standard Sleeping Cars... Salt Lake City to Denver—12 Roomettes, 4 Double Bedrooms (from Los Angeles—for St. Louis). Reclining Seat—Leg Rest Coaches... Salt Lake City to Denver—all seats reserved. Club Lounge Car... Salt Lake City to Denver—for coach passengers. Dining Car... Club and a la carte service.

Footnotes for Page 19

⊗ These lounge cars are for the exclusive use of sleeping car passengers.

⊠ Conditional stop; see Tables 24 or 30.

(C.S.T.) Central Standard time. (M.S.T.) Mountain Standard time.

Time from 12.01 midnight to 12.00 noon shown in light face type. (f) stops only on signal.

Time from 12.01 noon to 12.00 midnight shown in heavy face type.

LOS ANGELES — SPOKANE — Via Shoshone(SUN VALLEY)—Boise—Nampa

Table T Condensed Schedules All Trains Daily. Includes routes from Los Angeles to Spokane via Sun Valley, Boise, and Nampa.

Equipment for Table T

NO. 10-33-17-20—CITY OF ST. LOUIS—PORTLAND ROSE—DAILY

No. 10 to Salt Lake City; No. 33 to Pocatello; No. 17 to Hinkle; No. 20 to Spokane. Lounge Car Service... Los Angeles to Spokane.

NO. 19-18-34-9—PORTLAND ROSE—CITY OF ST. LOUIS—DAILY

No. 19 to Hinkle; No. 18 to Pocatello; No. 34 to Salt Lake City; No. 9 to Los Angeles. Lounge Car Service... Spokane to Los Angeles.

SALT LAKE CITY — BOISE — PORTLAND — SEATTLE

Table U Condensed Schedules All Trains Daily. Includes routes from Salt Lake City to Seattle via Boise and Portland.

Equipment for Table U

NO. 33-17-457—NORTHWEST SPECIAL—PORTLAND ROSE—DAILY

No. 33 to Pocatello; No. 17 to Portland; No. 457 to Seattle. Lounge Car Service... Ogden to Portland.

NO. 458-18-34—PORTLAND ROSE—NORTHWEST SPECIAL—DAILY

No. 458 to Portland; No. 18 to Pocatello; No. 34 to Salt Lake City. Parlor Car... Seattle to Portland (R. R. Owned).

Footnotes for Page 22

Motor Bus. This service is provided passengers arriving or departing Shoshone and holding through rail tickets to and from Sun Valley or Ketchum, Idaho.

(M.S.T.) Mountain Standard time.

(P.S.T.) Pacific Standard time.

Time from 12.01 midnight to 12.00 noon shown in light face type.

Time from 12.01 noon to 12.00 midnight shown in heavy face type.

PORTLAND — WALLA WALLA — YAKIMA — LEWISTON — SPOKANE

Table W All Trains Daily (Pacific Standard Time). Includes routes between Portland, Walla Walla, Yakima, Lewiston, and Spokane.

Equipment for Table W

NO. 20—SPOKANE—DAILY. The Pub... Portland to Spokane—Lounge. Standard Sleeping Cars... Portland to Spokane—6 Sec., 6 Rmte., 4 Dbl. Bdrm.

NO. 19—SPOKANE—DAILY. The Pub... Spokane to Portland—Lounge. Standard Sleeping Cars... Spokane to Portland—6 Sec., 6 Rmte., 4 Dbl. Bdrm.

Spokane, San Francisco and Los Angeles

Table X All Trains Daily (Pacific Standard Time). Includes routes between Spokane, San Francisco, and Los Angeles.

Seattle, San Francisco and Los Angeles

Table Y All Trains Daily (Pacific Standard Time). Includes routes between Seattle, San Francisco, and Los Angeles.

PORTLAND, TACOMA AND SEATTLE

Table Z All Trains Daily. Includes routes between Portland, Tacoma, and Seattle.

NO. 401—DAILY. Standard Sleeping Cars... Portland to Seattle—16 Duplex Roomettes, 4 Double Bedrooms.

NO. 400—DAILY. Parlor Car... Seattle to Portland (R. R. Owned). Reclining Seat Coaches... Seattle to Portland.

NO. 408—DAILY. Parlor Car... Seattle to Portland (R. R. Owned). Standard Sleeping Cars... Seattle to Chicago—12 Roomettes, 4 Double Bedrooms.

NO. 458—DAILY Domeliner. Astra Dome Obs.-Lounge @ Seattle to Portland. Parlor Car... Seattle to Portland (R. R. Owned).

NO. 402—DAILY. Standard Sleeping Cars... Seattle to Portland—16 Duplex Roomettes, 4 Double Bedrooms.

Equipment for Tables Y and Z NORTHBOUND

NO. 457—DAILY Domeliner. Astra Dome Obs.-Lounge @ Portland to Seattle. Parlor Car... Portland to Seattle (R. R. Owned).

Arrives, departs Seattle Union Depot. Rail station is at Kelso. There is bus service between Kelso and Longview every 20 minutes. Special coach tickets not honored. U. P. Stages, Portland—Spokane. Conditional stop; consult agent. Via Pacific Greyhound bus. Runs via Davis.



**UNION PACIFIC RAILROAD
AND CONNECTIONS**



7038-B

POOLE BROS. INC., CHICAGO

4-1-55

California, Pacific Northwest, Utah and Colorado to Omaha and Chicago

Table No. 2 The Overland Route EASTBOUND—Read Down. Columns include City, Stream-line, Dome-line, and Local services. Rows list stations from San Francisco to Cheyenne.

Footnotes for Table 2

No. 6 carries only a rider coach for passengers; sleeping car between Las Vegas and Los Angeles... No. 8 carries only a rider coach for passengers between Ogden and Omaha...

For equipment, see pages 6 to 23, inclusive.

California, Pacific Northwest, Utah and Colorado to Omaha and Chicago

Table No. 2 (Continued) The Overland Route EASTBOUND—Read Down. Columns include City, Stream-line, Dome-line, and Local services. Rows list stations from Cheyenne to St. Louis.

There Are No Extra Fares on the UNION PACIFIC RAILROAD

NOTE: There is bus service between Kimball and Gering, Harrisburg and Scottsbluff, Nebr. On arrival Kimball consult local bus agent about schedules.

Independent Tours

Union Pacific—North Western Department of Tours is offering California Independent Tours of three, four or five days duration in Los Angeles or San Francisco.

This is an excellent opportunity for independent travelers. Consult any Union Pacific or C&NW travel representative.

Write Union Pacific Railroad, Dept. T T, Omaha 2, Nebr., for

FREE COPY

of Union Pacific folder map showing military camps, bases, air bases—in handy pocket size.

Name _____ Street _____ City _____

For equipment, see pages 6 to 23 inclusive.

For explanation of reference marks see page 28.

Between Chicago, Omaha, Denver, Ogden, Salt Lake City and Los Angeles

Table No. 3 The Overland Route. WESTBOUND—Read Down and EASTBOUND—Read Up. Includes routes for Chicago, Omaha, St. Paul, Minneapolis, Omaha, Cheyenne, Salt Lake City, Ogden, and Los Angeles. Includes footnotes for Table 3 regarding motor buses and sleeping cars.

Between Chicago, Omaha, Denver, Ogden, Salt Lake City and Los Angeles

Table No. 3 (Continued) The Overland Route Pacific Standard Time. WESTBOUND—Read Down and EASTBOUND—Read Up. Includes routes for Basin, Afton, Harvard, Yermo, Daggett, Barstow, Oro Grande, Victorville, Hesperia, Summit, Keenbrook, San Bernardino, Colton, Highgrove, Riverside, Mira Loma, Collins, Ontario, Pomona, Walnut, Puente, Pico, Montebello, E. Los Angeles, Los Angeles, Alhambra, Pasadena, Glendale, Anaheim, Long Beach, and San Pedro. Includes footnotes for Tables 4 to 12.

Chicago — Salt Lake City — Cedar City. St. Louis — Salt Lake City — Cedar City. Los Angeles — Cedar City. Table No. 4 Condensed Schedule (Summer Season). SEE NOTE.

East Los Angeles — Pasadena — Glendale. Table No. 7 Pacific Time. Motor Bus 109, 1-107, 1-103, 1-110, 1-108, 1-104.

Utah Parks Spec. Daily. Table No. 4 SEE NOTE. Utah Parks Spec. Daily 9-309, 27-309, 310-283, 310-10.

East Los Angeles — Long Beach — San Pedro. Table No. 8 Pacific Time. Motor Bus 209, 2-107, 2-103, 2-210, 2-108, 2-104.

Chicago (C&NW) (CST). Omaha (Union Pacific). St. Louis (Wab.) (CST). Kansas City (Union Pacific). Salt Lake City (MST). Salt Lake City (MST). Cedar City (MST).

East Los Angeles — Whittier — Anaheim. Table No. 9 Pacific Time. Motor Bus 309, 3-107, 3-103, 3-210, 3-108, 3-104.

Utah Parks Spec. Daily. Cedar City — Los Angeles. Table No. 5 Mountain Standard Time. Mixed 307, 305, Mls. 306, 308.

Las Vegas — Boulder City — Hoover Dam — Lake Mead. Table No. 10 Pacific Time (Revised 11-8-53). Local Bus Daily, Schedule No. 1 Daily.

Salt Lake City — Provo — Lyndyl. Table No. 5 Mountain Standard Time. Mixed 307, 305, Mls. 306, 308.

Lund — Cedar City. Table No. 12 Mountain Time. Motor Bus Daily, Train 309, 310 Daily.

Sleeping Car Service Daily Between Los Angeles — Las Vegas Sections, Bedrooms, Roomettes Schedule Lv. Los Angeles 10:00 p.m. Ar. Las Vegas 6:40 a.m. Occupancy until 8:00 a.m. Lv. Las Vegas 7:35 p.m. Ar. Los Angeles 5:30 a.m. Occupancy until 7:00 a.m.

Between Chicago, Omaha, Denver, Ogden and San Francisco

Table No. 14 The Overland Route. WESTBOUND—Read Down and EASTBOUND—Read Up. Includes routes for C. & N.W., Union Pacific, and Southern Pacific.

Footnotes for Page 32. (f) Stops only on signal. Via Cut-off; not via Cheyenne. On Saturdays, June 18 to August 27 incl., this train with through equipment for San Francisco will leave Chicago at 1:30 p.m., arrive Omaha at 10:35 p.m.

Rail—Auto Travel Plan. Ask your Ticket Agent for information and about arrangements. You can... RENT A NEW CAR at your train destination. This plan makes it easy for you to have a car ready for your convenience when you reach the end of your train journey.

San Francisco, Sacramento and Los Angeles (Via Southern Pacific)

Table No. 15 and Table No. 16. Via Valley Line (Pacific Standard Time) and Via Coast Line. Includes routes to San Francisco, Sacramento, and Los Angeles.

For equipment, see pages 6 to 23, inclusive.

Between Chicago, Omaha and Denver

Table No. 17 The Overland Route. All Trains Daily. Includes routes for Chicago, Omaha, and Denver via Union Pacific.

Denver—La Salle—Greeley—Ft. Collins

Table No. 18. Mountain Standard Time. Includes routes between Denver, La Salle, Greeley, and Ft. Collins.

For schedules east of Denver and west of Greeley, see Tables 24 and 30.

Footnotes for Page 33

* Daily (f) Stops only on signal. M Stops to take paying passengers for points east of Julesburg. A Stops to let off paying passengers from Denver or beyond; also to take on for points east of Julesburg.

PLAN YOUR VACATION NOW For 1955

Vacations are FUN! All Expense-Escorted Tours are the ideal way to relaxing, carefree, enjoyable vacations — all reservations are arranged in advance — no travel details to worry about — you know the cost before you start.

Let us tell you about them. Our large color-illustrated booklet, "Western Summer Tours" contains complete day-by-day descriptions. Ask your nearest Union Pacific representative or mail the coupon for your copy—it's FREE.

UP-C & NW Department of Tours. Name, Address, City, State, Zone.

For equipment, see page 18.

Between Chicago, Omaha and Spokane, Portland, Tacoma and Seattle

Table No. 20 The Overland Route. WESTBOUND-Read Down and EASTBOUND-Read Up. Includes routes for Chicago, Omaha, St. Paul, Omaha, Cheyenne, St. Louis, Kansas City, Denver, Cheyenne, Green River, and Pocatello.

Footnotes for Pages 34 and 35. Motor bus. This service is provided passengers arriving or departing Shoshone and holding through rail tickets to and from Sun Valley or Ketchum, Idaho.

Between Chicago, Omaha and Spokane, Portland, Tacoma and Seattle

Table No. 20 (Continued) The Overland Route. WESTBOUND-Read Down and EASTBOUND-Read Up. Includes routes for Huntington, Pleasant Valley, Baker, Haines, North Powder, Telocaset, Union Jct., Hot Lake, La Grande 72, Kamela, Meacham, Duncan, Gibbon, Cayuse, Pendleton, Rietli, Echo, Stanfield, Hinkle, Spokane 74, and Hinkle 76.

Footnotes for Pages 34 and 35 (Continued from page 34). Effective May 1, No. 401 will arrive Seattle at 5:45 a.m. Intermediate schedule here shown is estimated. Consult Agent.

Between Portland, Tacoma and Seattle. All tickets over these lines are interchangeable and good on any train listed below.

Table No. 21 and Table No. 22. Between Portland, Tacoma and Seattle. Table No. 21 includes routes for Chehalis, Centralia, Galvin, Helsing Jct., Independence, Saginaw, South Elma, Montebano, Melbourne, Cosmopolis, Aberdeen, and Hoquiam. Table No. 22 includes routes for Olympia, East Olympia, Nisqually, Stellacoom, Tacoma, Puyallup, North Puyallup, Sumner, Auburn, Kent, and Seattle.

Between St. Louis, Kansas City, Topeka, Salina and Denver

Table No. 24 The Overland Route (Central Standard Time) and Table No. 25 Kansas City - Junction City - Concordia (Central Time). Includes routes for Westbound and Eastbound with various stops like St. Louis, Kansas City, Topeka, Salina, and Denver.

Between Denver, Cheyenne and Salt Lake City

Table No. 30 The Overland Route (Mountain Standard Time) and Table No. 26 Kansas City - Salina - Solomon - Beloit (Central Time). Includes routes for Westbound and Eastbound with stops like Denver, Cheyenne, Salt Lake City, and various Kansas locations.

Distance between Denver and Salt Lake City via Borie is 613 miles; via Cheyenne is 625 miles.

Between Ogden and Salt Lake City

Table No. 31 (Mountain Time) showing routes between Ogden and Salt Lake City with various stops and times.

Ogden - Echo - Coalville - Park City

Table No. 32 (Mountain Time) showing routes between Ogden, Echo, Coalville, and Park City.

Laramie - Centennial - Coalmont

Table No. 33 (Mountain Time) showing routes between Laramie, Centennial, and Coalmont.

Walcott - Saratoga - Encampment

Table No. 34 (Mountain Time) showing routes between Walcott, Saratoga, and Encampment.

Footnotes for Pages 36 and 37

- NOTE - See table 20 for detail schedules to Pacific Northwest.
Streamliner trains; see pages 24 and 29.
NOTE - See table 14 for detail schedules to San Francisco.
NOTE - See table 3 for detail schedules to Los Angeles.
Via cut-off; not via Cheyenne.
Daily.
† Daily except Sunday.
Continental Bus System - rail tickets honored.
Mixed train.
Bus service also available to and from this station.
Overland Greyhound Bus Lines - connections with streamliners west-bound or eastbound at Cheyenne - rail tickets honored.
Local freight; limited space, hand baggage only; caboose for passengers.

Between Salt Lake City, Ogden, Pocatello, West Yellowstone and Butte

Table No. 36 The Overland Route. WESTBOUND—Read Down. Includes routes from Salt Lake City to Butte via Ogden and Pocatello.

Table No. 37 Cache Junction—Logan—Preston. Table No. 38 Ogden—Brigham—Malad. Table No. 39 Salt Lake—Idaho Falls—W. Yellowstone. Table No. 40 Salt Lake—Idaho Falls—Ashton—Victor.

Footnotes for Page 38

* Daily. (f) Stops only on signal. † Daily except Sunday. A Stops to let off paying passengers from beyond Pocatello. B Stops to take on or let off passengers.

Union Pacific Branch Lines

Omaha—North Platte—So. Torrington. Table No. 42. Includes routes to Omaha, North Platte, and So. Torrington.

Central City — Valparaiso. Table No. 45. Includes routes to Central City and Valparaiso.

Topeka—Marysville—Grand Island. Table No. 52. Table No. 53. Table No. 54. Includes routes to Topeka, Marysville, and Grand Island.

* Daily. † Sunday only. ‡ Daily except Monday. § Sundays, Wednesdays and Fridays only. H Mondays, Wednesdays and Fridays only.

Union Pacific Branch Lines

Blackfoot — Aberdeen — Mackay

Table No. 56 Mountain Time. Mixed 409, 421, 422, 410. Blackfoot 36, Moreland, Aberdeen Jet, Rockford, Pingree, Sterling, Aberdeen, Aberdeen Jet, Taber, Scoville, Arco, Moore, Darling, Leslie, Mackay.

Minidoka — Rupert — Bliss

Table No. 61 Mountain Time. Mixed 49 Bus, 441, 442. Minidoka, Acquia, Rupert, Rupert, Burley, Twin Falls, Filer, Buhl, Bliss.

Shoshone — Ketchum — Sun Valley

Table No. 69 Mountain Time. Mixed 441, 442. Shoshone 20, Richfield, Picabo, Bellevue, Hailey, Sun Valley (Ketchum).

Burley — Declo

Table No. 62 Mountain Time. Mls. Burley, Declo.

Nyssa — Homedale — Marsing

Table No. 64 Mountain Time. Mls. Nyssa 20, Overstreet, Adrian, Naption, Homedale, Claytonia, Marsing.

Richfield — Hill City

Table No. 65 Mountain Time. Mls. Shoshone 20, Richfield 69, Rawson, Magic, Macon, Selby, Fairfield, Hill City.

Idaho Falls — Orvin — St. Anthony

Table No. 57 Mountain Time. Mixed 491, 492. Idaho Falls 36, 40, 58, Orvin, Lincoln, Iona, Ririe, Byrne, Walker, Newdale, St. Anthony 40, 58.

Idaho Falls — Ucon — St. Anthony

Table No. 58 Mountain Time. Mls. Idaho Falls 36, 40, 57, Ucon, Grant, Lewisville, Menan, Egin, St. Anthony 40, 57.

Boise — Nampa — Emmett — McCall

Table No. 67 Mountain Time. Mixed 11-485, 486-12, 630. Boise, Nampa 20, Middleton, Jenness, Branwell, Emmett 71, Montour, Horseshoe Bend, Banks, Smith's Ferry, Belvidere, Cascade, Arling, Donnelly, McCall.

Caldwell — Wilder

Table No. 68 Mountain Time. Mls. Caldwell 20, Greenleaf, Wilder.

Ontario — Vale and Brogan Vale — Crane and Burns

Table No. 70 Mountain Time. Mixed 459, 460. Ontario 20, Cairo, Luse, Mallett, Vale, Vale, Jamieson, Brogan, Vale, Hope, Little Valley, Harper, Namorf, Jonesboro, Juntura, Long, Riverside, Dunnean, Venator, Crane, Lawen, Redess, Burns.

Payette — Emmett

Table No. 71 Mountain Time. Mixed 483, 484. Payette 20, Fruitland, Buckingham, New Plymouth, Letha, Emmett 67.

Portland — La Grande — Joseph

Table No. 72 Pacific Time. Mixed 18-304, 305-17, 930, 299. Portland, La Grande, La Grande 20, Island City, Alic, Imbler, Elgin, Looking Glass, Vincent, Minam, Wallowa, Lostine, Enterprise, Joseph.

Weiser — New Meadows

Table No. 73 Mountain Time. Mls. Weiser 20, Presley, Midvale, Cambridge, Goodrich, Council, Fruitvale, Starkey, Glendale, Woodland, Tamarack, New Meadows.

Union Pacific Branch Lines

Portland and Spokane Short Line

Table No. 74 Pacific Time. 20 Daily, 19 Daily. Portland, Hood River, The Dalles, Arlington, Hinkle, Hinkle, Wallula, Wash, Riparia, Camas Prairie R.R., Central Ferry, Penawawa, Swift, Schultz, Almeta, Wawawai, Crum, Bishop, Indian, Moses, Wilma, Lewiston.

Portland — Ayer — Lewiston

Table No. 77 Pacific Time. 20-74 Daily, 73-19 Daily. Portland, Hinkle, Hinkle, Wallula, Wash, Ayer, Riparia, Camas Prairie R.R., Lewiston 76, North Lapwai, Spalding, Larrow, Peck, Lenore, Orofino, Greer, Pardoe, Kamiah, Kooskia, Stites, Camas Prairie R.R., Lewiston 76, North Lapwai, Spalding, Lapwai, Sweetwater, Jacques, Culesac, Ruebens, Craig Jct., Craigmont, Ferdinand, Cottonwood, Renn, Grangeville 76, Idaho.

Denver — Hinkle — Yakima

Table No. 78 Pacific Time. 17-64 Daily, 63-18 Daily. Denver, Green River, Wyo, Pocatello, Boise, Hinkle, Hinkle, Wallula, Wash, Wallula, Wash, Villard, Kennewick, Benton City, North Prosser, Grandview, Midvale, Sunnyside Wash, Sunnyside Wash, Midvale, Emerald, Granger, Zillah, Buena, Sawyer, Donald, Parker, Yakima.

Portland — Hinkle — Walla Walla

Table No. 75 Pacific Time. 20-64 Daily, 345-63 Daily. Portland, Hood River, The Dalles, Arlington, Hinkle, Hinkle, Wallula, Wash, Walla Walla, Reese, Touchet, Lowden, Whitman, Garrett, Walla Walla.

Portland — Pullman — Moscow

Table No. 76 Pacific Time. 20-62 Daily, 61-19 Daily. Portland, Hood River, The Dalles, Arlington, Hinkle, Hinkle, Wallula, Wash, Hinkle 75, Wallula, Wash, Wallula 74, Ayer 74, Ayer, Rifton, Tucannon, Riparia 77, Riparia, Canyon, Hay, Jerita, La Crosse, Winona, Endicott, Thera, Diamond, Colfax, Colfax, Risbeck, Parvin, Shawnee, Albion, Armstrong, Pullman, Wash, Moscow 85, Idaho.

Footnotes for Page 41

* Daily. (f) Stops only on signal. Local freight; caboose for passengers. A Passengers to or from Sunnyside are handled via Grandview on Northwest Greyhound Bus Line. B Busses run via these stations only when there are passengers to or from Walla Walla or beyond. C Stops to let off paying passengers from Hinkle or beyond. K Bus station is at Prosser. T Bus station is at East Parker. N Stops to take on paying passengers for Hinkle and beyond. Time from 12:01 midnight to 12:00 noon shown in light face type. Time from 12:01 noon to 12:00 midnight shown in heavy face type. Figures opposite junction points refer to tables showing diverging trains.

Spokane — Tekoa — Wallace

Table No. 79 Pacific Time. 67 Daily, 68 Daily. Spokane 74, Dishman, Chester, Mica, Freeman, Manito, Rockford, Fairfield, Latah, Tekoa, Tekoa, Lovell, Plummer, Chatcolet, O'Gara, Harrison, Springston, Black Lake, Lane, Rose Lake, Dudley, Cataldo, Enaville, Pine Creek, Kellog-Wardner, Shont, Osburn, Wallace.



CAREFUL HANDLING

For fast shipping service that's safe, too, specify...



Footnotes for Page 40

* Daily. † Daily except Sunday. (f) Stops only on signal. * Motor train, daily. (d) Tuesday, Thursday and Saturday. (E) Monday Wednesday, and Friday. K Irregular mixed service; consult agent. (A) Daily except Monday. † Overland Greyhound Lines daily bus—Rail tickets honored. Local freight with combination coach-baggage car. Local freight with caboose; hand baggage only. Mountain Time is used on this U. P. branch line, but trains to and from Wells, Nevada on the Southern Pacific main line use Pacific Time. Pacific Time prevails in territory shown in table 70, but trains are operated under Mountain Time, as shown in this table. For equivalent in Pacific Time, figure one hour earlier.

Connecting Bus Service

Portland — Umatilla — Spokane
Pendleton — Umatilla — Spokane
Table No. 83 (Pacific Time)

Pendleton — Spokane
Table No. 84 (Pacific Time)

Walla Walla — Yakima
Table No. 84a (Pacific Time)

Spokane — Moscow — Lewiston
Table No. 85 (Pacific Time)

Footnotes for Page 42
Overland Greyhound Lines—Rail tickets honored.
Capitol Stages—Rail tickets honored.
Pacific Trailways—Rail tickets honored.
Friday, Saturday and Sunday only.
Elkhorn Valley Stages—Rail tickets NOT honored.
Stops only on signal.
(H. S.) Highway Stop.
Northwest Greyhound Lines—Rail tickets honored.
Daily except Sunday.

UNION PACIFIC TRAINS USE THESE STATIONS
Boise, Idaho: Union Pacific Station.
Butte, Montana: Union Station, 820 East Front Street.
Cheyenne, Wyoming: Union Pacific Station, 15th Street at Capitol Avenue.
Chicago, Illinois: C. & N. W. Terminal, Canal and Madison Streets.
Denver, Colorado: Union Station, Foot of Seventeenth Street.
Kansas City, Mo.: Union Station, Main Street and Union Station Plaza.
Los Angeles, Calif.: Los Angeles Union Passenger Terminal, Alameda and Aliso Streets.
Oakland, Calif.: Southern Pacific 16th Street Station, Foot of 16th Street.
Oakland Pier, Calif.: Southern Pacific Terminal.
Riverside, Calif.: Union Pacific Station, 7th and Vine Streets.
San Bernardino, Calif.: Union Station, West Third Street.
San Francisco, Calif.: Ferry Depot, Foot of Market Street.
Salina, Kansas: Union Station, 400 North 13th Street.
Salt Lake City, Utah: Union Pacific Station, South Temple and Third West Streets.
Seattle, Wash.: Union Station, 4th Avenue, South, and Jackson Street.
Spokane, Wash.: Union Station, Corner Trent Avenue between Stevens and Washington Streets.
St. Louis, Mo.: Union Station, 18th and Market Streets.
Tacoma, Wash.: Union Station, 1713 Pacific Avenue.
Topeka, Kansas: Union Pacific Station, Railroad and North Jackson Streets.
Yakima, Wash.: Union Pacific Station, West Yakima and South Second Ave.

The Dalles — Bend
Table No. 86 (Pacific Time)

Biggs — Shaniko
Table No. 87 (Pacific Time)

Fremont — Lincoln
Table No. 88 (Central Time)

Columbus — Lincoln
Table No. 89 (Central Time)

Grand Island — Hastings
Via Yellow Diamond Lines—Rail Tickets Honored
Table No. 90 (Central Time)

Cheyenne — Denver
Table No. 91 (Mountain Time)

Spokane — Grand Coulee Dam
Via Okanogan Valley Bus Lines (Pacific Time)

Las Vegas — Tonopah
Via Las Vegas-Tonopah-Reno Stage Line (Pacific Time)

Connections at Omaha

Connections at Omaha
Table with columns for bus numbers (6, 108, 102, 104, 106, 112, 14) and destinations (Omaha, Council Bluffs, Carroll, Boone, Ames, Des Moines, Marshalltown, Cedar Rapids, Clinton, Chicago).
Table with columns for bus numbers (202, 204, 203, 201) and destinations (Omaha, Sioux City, Worthington, Sioux Falls, St. James, Mankato, Rochester, St. Paul, Minneapolis).
Table with columns for bus numbers (204-9-23, 14, 11) and destinations (Omaha, Sioux City, Salem, Huron, Redfield, Aberdeen, Omaha, Council Bluffs, Maryville, Chillicothe, Moberly, Delmar (Blvd), St. Louis).
Table with columns for bus numbers (8, 26-2, 10) and destinations (Omaha, Des Moines, Davenport, Rock Island, Chicago).
Table with columns for bus numbers (20, 26, 22) and destinations (Omaha, St. Joseph, Kansas City).
Table with columns for bus numbers (106-6, 110-20) and destinations (Omaha, Atchison, Leavenworth, Kansas City, St. Louis).
Table with columns for bus numbers (14, 13) and destinations (Omaha, Ft. Dodge, St. Paul, Minneapolis).
Table with columns for bus numbers (6, 5) and destinations (Kansas City, Des Moines, Dodge Center, St. Paul, Minneapolis).
Table with columns for bus numbers (9, 1, 15) and destinations (Kansas City, Shreveport, New Orleans, Lake Charles, Beaumont, Port Arthur).
Table with columns for bus numbers (40, 4) and destinations (Kansas City, Excelsior Springs, Chicago).
Table with columns for bus numbers (508, 4510, 16) and destinations (Kansas City, Des Moines, St. Paul, Minneapolis).
Table with columns for bus numbers (27, 25) and destinations (Kansas City, Excelsior Springs, Ottumwa (Sherman St.), Davenport, Chicago, Freeport, Beloit, Milwaukee).
Table with columns for bus numbers (105, 111-3, 117) and destinations (Kansas City, Memphis, Birmingham, Tulsa, Oklahoma City).
Table with columns for bus numbers (27, 25) and destinations (Kansas City, Oklahoma City, Dallas, Ft. Worth, San Antonio).
Table with columns for bus numbers (18, 12, 10) and destinations (Kansas City, Carrollton, Moberly, Centralia, Mexico, Delmar (Blvd), St. Louis).
Table with columns for bus numbers (14, 10, 6, 12) and destinations (Kansas City, Sedalia, Jefferson City, St. Louis).

Connections at Denver

Table of rail connections at Denver, including routes to Colorado Springs, Pueblo, and other cities, with fares and times.

Connections at Spokane and Butte

Table of rail connections at Spokane and Butte, including routes to Butte, Missoula, and other cities, with fares and times.

Connections at Los Angeles

Table of rail connections at Los Angeles, including routes to San Diego, San Francisco, and other cities, with fares and times.

Connections at Portland

Table of rail connections at Portland, including routes to Seattle, Astoria, and other cities, with fares and times.

Connections at Seattle

Table of rail connections at Seattle, including routes to Vancouver, Tacoma, and other cities, with fares and times.

Connections at Salt Lake City

Table of rail connections at Salt Lake City, including routes to Sacramento, Stockton, and other cities, with fares and times.

Footnotes for Pages 43 and 44

Footnotes explaining symbols and conditions for train services, such as 'Daily', 'Sundays only', and 'Connecting service'.

Advertisement for 'SEE AND KNOW YOUR AMERICA' featuring a bus and a couple, with text about sight-seeing tours and Gray Line services.

ONE WAY RAIL FARES - 30 DAY LIMIT (Transportation Tax not included)

Large table of one-way rail fares for various routes, including connections to Las Vegas, Boise, Denver, Salt Lake City, Spokane, Seattle, Portland, San Francisco, Los Angeles, and Salt Lake City.

* Via Chicago, St. Louis or Kansas City.

† To Spokane only.

‡ To Los Angeles only.

ROUND TRIP RAIL FARES — SIX MONTHS LIMIT

(Transportation Tax not included.)

These westbound fares are compiled from current Tariffs as of May 1, 1955 for information only. Not to be used for selling purposes. Subject to change without notice.

FROM	TO	Los Angeles, San Diego, Calif.		San Francisco, Calif.		Portland, Ore.; Tacoma, Wash.; Seattle, Wash.		Spokane, Walla Walla, Wn.; Lewiston, Ida.		Salt Lake City, Utah		Cedar City, Utah		West Yellowstone, Mont.; Victor, Ida.		Sun Valley, Ida.; Ketchum, Ida.		Denver, Colo.	
		CLASS	FIRST	COACH	FIRST	COACH	FIRST	COACH	FIRST	COACH	FIRST	COACH	FIRST	COACH	FIRST	COACH	FIRST	COACH	FIRST
Aberdeen, S. D.		\$114.25	\$84.10	\$114.25	\$84.10	\$93.46	\$68.13	\$81.75	\$61.60	\$81.85	\$63.15	\$93.95	\$72.50	\$77.80	\$60.05	\$92.45	\$69.05	\$51.70	\$39.95
Akron, Ohio		157.60	112.45	157.60	112.45	146.15	104.30	128.20	95.70	118.25	89.50	130.30	98.80	114.15	86.35	128.20	95.70	91.55	68.90
Albany, N. Y.		196.75	137.40	196.75	137.40	185.30	129.25	167.35	120.65	167.40	114.45	169.45	123.75	153.30	111.30	167.35	120.65	130.70	93.85
Ann Arbor, Mich.		148.80	106.80	148.80	106.80	137.35	98.65	119.40	90.05	109.45	83.85	121.50	93.15	105.35	80.70	119.40	90.05	82.75	63.25
Atlanta, Ga. (via Chicago)		146.00	109.10	146.00	109.10	149.45	108.15	137.30	99.45	119.60	91.70	135.70	104.10	125.80	96.55	136.40	99.45	91.40	69.95
Atlanta, Ga. (via St. Louis)		146.00	109.10	146.00	109.10	149.45	108.15	137.30	99.45	119.60	91.70	135.70	104.10	125.80	96.55	136.40	99.45	91.40	69.95
Atlanta, Ga. (via Kansas City)		146.00	109.10	146.00	109.10	149.45	108.15	137.30	99.45	119.60	91.70	135.70	104.10	125.80	96.55	136.40	99.45	91.40	69.95
Baltimore, Md.		187.05	134.20	187.05	134.20	180.55	126.05	162.60	117.45	152.65	111.25	164.70	120.55	148.55	108.10	162.60	117.45	125.95	90.65
Binghamton, N. Y.		189.05	132.20	189.05	132.20	177.60	124.05	159.65	115.45	149.70	109.25	161.75	118.55	145.60	106.10	159.65	115.45	123.00	88.65
Birmingham, Ala. (via Chicago)		134.45	100.85	134.45	100.85	137.90	99.90	125.75	91.20	108.05	83.45	124.15	95.85	114.25	88.30	124.85	91.20	79.85	61.70
Birmingham, Ala. (via St. Louis)		134.45	100.85	134.45	100.85	137.90	99.90	125.75	91.20	108.05	83.45	124.15	95.85	114.25	88.30	124.85	91.20	79.85	61.70
Birmingham, Ala. (via Kansas City)		134.45	100.85	134.45	100.85	137.90	99.90	125.75	91.20	108.05	83.45	124.15	95.85	114.25	88.30	124.85	91.20	79.85	61.70
Boston, Mass.		214.91	151.08	214.91	151.08	203.46	142.93	185.51	134.33	175.56	128.13	187.61	137.43	171.46	124.98	185.51	134.33	148.98	107.53
Buffalo, N. Y. (via Standard)		171.50	120.45	171.50	120.45	160.05	112.30	142.10	103.70	132.15	97.50	144.20	106.80	128.05	94.35	142.10	103.70	105.45	76.90
Buffalo, N. Y. (via Differential)		168.65	117.90	168.65	117.90	157.20	109.75	139.25	101.15	129.30	94.95	141.35	104.25	125.20	91.80	139.25	103.15	102.60	74.35
Canton, Ohio		158.85	113.10	158.85	113.10	147.40	104.95	129.45	96.35	119.50	90.15	131.55	99.45	115.40	87.00	129.45	96.35	92.80	69.55
Cedar Rapids, Ia.		117.90	85.95	117.90	85.95	105.35	75.95	93.10	67.95	73.85	57.00	88.60	68.40	72.45	55.95	88.15	67.95	47.20	36.45
Charleston, W. Va.		158.16	118.46	158.16	118.46	155.11	110.10	139.85	101.40	127.86	95.50	140.61	105.50	125.80	93.05	139.85	101.40	100.65	73.35
Charlotte, N. C. (via Chicago)		164.05	121.95	164.05	121.95	165.65	118.60	153.50	109.90	137.65	103.80	153.75	116.20	142.85	107.60	153.50	109.90	109.45	82.05
Charlotte, N. C. (via St. Louis)		164.05	121.95	164.05	121.95	165.65	118.60	153.50	109.90	137.65	103.80	153.75	116.20	142.85	107.60	153.50	109.90	109.45	82.05
Charlottesville, Va. (via Chicago)		141.50	104.95	141.50	104.95	142.85	102.35	130.70	93.65	115.10	87.55	131.20	99.95	120.05	91.35	130.40	93.65	86.90	65.80
Charlottesville, Va. (via St. Louis)		141.50	104.95	141.50	104.95	142.85	102.35	130.70	93.65	115.10	87.55	131.20	99.95	120.05	91.35	130.40	93.65	86.90	65.80
Chicago, Ill.		126.45	90.15	126.45	90.15	115.00	82.00	97.05	73.40	87.10	67.20	99.15	76.50	83.00	64.05	97.05	73.40	60.40	46.60
Cincinnati, Ohio		143.90	107.60	143.90	107.60	139.55	99.85	123.35	91.15	112.30	85.25	125.45	95.70	109.30	83.25	123.35	91.15	83.60	63.10
Cleveland, Ohio (via Standard)		156.60	111.85	156.60	111.85	145.15	103.70	127.20	95.10	115.30	88.90	129.30	98.20	113.15	85.75	127.20	95.10	90.55	68.30
Cleveland, Ohio (via Differential)		156.60	111.85	156.60	111.85	145.15	103.70	127.20	95.10	115.30	88.90	129.30	98.20	113.15	85.75	127.20	95.10	90.55	68.30
Clinton, Ia.		122.70	89.25	122.70	89.25	109.70	79.70	94.75	71.00	78.80	60.70	92.75	71.55	76.60	59.10	92.85	71.00	51.90	40.10
Columbus, Ohio		154.12	110.40	154.12	110.40	142.95	102.25	125.00	93.65	115.05	87.45	127.10	96.75	110.95	84.30	125.00	93.65	88.35	66.85
Columbia, S. C. (via Chicago)		162.55	121.75	162.55	121.75	166.80	119.60	154.90	110.90	137.30	104.35	153.05	116.45	143.50	108.60	154.10	110.90	109.10	82.60
Columbia, S. C. (via St. Louis)		162.55	121.75	162.55	121.75	166.80	119.60	154.90	110.90	137.30	104.35	153.05	116.45	143.50	108.60	154.10	110.90	109.10	82.60
Dallas, Texas (via Kansas City)		110.25	79.35	110.25	79.35	114.80	81.85	108.65	81.00	76.15	58.75	92.25	71.15	93.20	72.05	94.30	72.80	48.60	37.55
Dallas, Texas (via Denver)		110.25	79.35	110.25	79.35	114.80	81.85	108.65	81.00	76.15	58.75	92.25	71.15	93.20	72.05	94.30	72.80	48.60	37.55
Davenport, Ia.		120.20	87.75	120.20	87.75	109.70	79.70	96.50	71.00	77.00	59.40	93.00	71.75	76.85	59.30	91.25	70.50	50.30	38.85
Dayton, Ohio		147.66	107.85	147.66	107.85	138.90	99.70	120.95	91.10	111.00	84.90	123.05	94.20	106.90	81.75	120.95	91.10	84.30	63.75
Decatur, Ill. (via Chicago)		126.45	90.15	126.45	90.15	115.00	82.00	97.05	73.40	87.05	74.85	103.40	79.80	87.25	67.35	97.05	73.40	70.35	54.25
Decatur, Ill. (via St. Louis)		126.45	90.15	126.45	90.15	115.00	82.00	97.05	73.40	87.05	74.85	103.40	79.80	87.25	67.35	97.05	73.40	70.35	54.25
Denver, Colo.		80.65	60.60	80.65	60.60	77.20	55.15	71.60	51.35	34.45	26.55	50.55	39.00	47.70	36.45	48.80	37.70	40.10	30.95
Des Moines, Ia.		111.65	81.60	111.65	81.60	102.30	73.90	90.15	65.30	66.80	51.55	82.95	63.95	69.35	53.60	81.05	62.60	40.10	30.95
Detroit, Mich.		151.90	108.80	151.90	108.80	140.45	100.65	122.50	92.05	112.55	85.85	124.60	95.15	108.45	82.70	122.50	92.05	85.85	65.25
Duluth, Minn.		123.40	90.15	123.40	90.15	103.66	75.10	94.35	69.05	87.35	67.45	99.95	77.15	72.65	56.10	98.20	72.80	60.50	46.75
Erie, Pa.		164.50	116.40	164.50	116.40	153.05	108.25	135.10	99.65	125.15	93.45	137.20	102.75	121.05	90.30	135.10	99.65	98.45	72.85
Evansville, Ind. (via Chicago)		131.75	94.40	131.75	94.40	121.20	86.65	108.95	77.95	95.00	74.15	110.10	84.45	97.90	75.10	108.95	77.95	66.30	51.95
Evansville, Ind. (via St. Louis)		131.75	94.40	131.75	94.40	121.20	86.65	108.95	77.95	95.00	74.15	110.10	84.45	97.90	75.10	108.95	77.95	66.30	51.95
Flint, Mich.		150.75	108.10	150.75	108.10	139.30	99.95	121.35	91.35	111.40	85.15	122.05	93.70	105.90	81.15	121.35	91.35	84.70	64.50
Fort Wayne, Ind.		139.81	100.27	139.81	100.27	128.36	92.12	110.41	83.52	100.46	77.32	112.51	86.62	96.36	74.17	110.41	83.52	73.76	56.72
Grand Rapids, Mich.		143.13	102.61	143.13	102.61	131.68	94.46	113.73	85.86	103.78	79.66	115.83	88.96	99.68	76.51	113.73	85.86	77.08	59.08
Greensboro, N. C.		169.85	126.15	169.85	126.15	168.90	120.15	156.75	111.45	141.15	105.55	157.25	117.95	146.10	108.60	156.45	111.45	112.95	83.40
Harrisburg, Pa.		187.05	131.20	187.05	131.20	176.20	123.05	158.25	114.45	148.30	108.25	160.35	117.55	144.20	105.10	158.25	114.45	121.60	87.65
Hartford, Conn.		206.07	144.34	206.07	144.34	194.62	136.19	176.67	127.59	166.72	121.39	178.77	130.69	162.62	118.24	176.67	127.59	140.02	100.79
Houston, Texas (via Kansas City)		110.25	79.35	110.25	79.35	120.30	85.75	120.30	85.75	88.50	68.30	104.60	80.70	105.55	81.55	106.65	82.35	60.95	47.10
Houston, Texas (via Denver)		102.90	74.10	102.90	74.10	120.30	85.75	120.30	85.75	88.50	68.30	104.40	75.60	105.55	81.55	106.65			

PULLMAN SLEEPING CAR RATES

(Transportation Tax not included)

These fares compiled from current Tariffs as of May 1, 1955 for information only. Not to be used for selling purposes. Subject to change without notice. See Page 49 for Rates for Upper Berths, Drawing Rooms, Compartments, Bedrooms, Roomettes, etc. Based on Applicable Lower Berth.

Chicago	St. Paul Minneapolis	Co. Bluffs Omaha	St. Louis	Kansas City	Denver	BETWEEN	Salt Lake City	Butte	Portland	Seattle Tacoma	Los Angeles	San Francisco
Lower Standard Berth	Lower Standard Berth	Lower Standard Berth	Lower Standard Berth	Lower Standard Berth	Lower Standard Berth	AND	Lower Standard Berth	Lower Standard Berth	Lower Standard Berth	Lower Standard Berth	Lower Standard Berth	Lower Standard Berth
\$17.55	\$*18.80	\$13.80	\$17.55	\$14.50	\$10.65	Boise.....	\$ 5.00	\$ 6.15	\$ 6.15	\$0 8.00	\$A12.60	\$*13.90
9.95	12.25	13.80	11.55	13.80	19.00	Boston.....	22.60	28.90	28.90	27.60	29.60	29.60
14.80	*16.55	11.55	14.50	12.25	10.25	Butte.....	5.50	8.65	P 8.65	12.80	12.80	12.80
17.85	17.25	14.10	17.55	15.05	10.25	Cedar City.....	5.00	*16.55	*16.55	6.90	G*11.90	G*11.90
10.65	9.95	6.55	10.65	8.30		Cheyenne.....	6.55	8.65	14.50	14.50	14.50	14.50
10.65	5.00	5.80	5.00	5.50	10.65	Chicago.....	14.50	14.80	21.00	21.00	21.00	21.00
D14.50	D*16.55	D11.55	D14.50	D12.25	D 9.95	Denver.....	7.60	10.25	14.80	14.80	15.40	15.40
5.50	5.80	5.00	5.00	6.55	6.55	Idaho Falls.....	5.00	5.00	10.25	11.95	11.95	11.95
16.60	16.05	12.80	16.60	13.50	9.60	Ketchum (Sun Valley).....	5.00	5.10	7.60	M9.60	12.25	12.25
18.45	18.10	15.40	18.45	16.35	11.95	Las Vegas.....	5.50	9.95	*15.45	*17.05	5.00	G*10.00
18.45	*20.40	15.40	*21.05	16.05	13.80	Lewiston.....	8.90	5.00	5.00	*17.80		H*13.30
21.00	21.00	18.10	21.00	18.10	15.40	Los Angeles.....	8.90	12.80	L11.95	E13.50		L 5.00
17.55	17.25	14.10	17.55	14.80	10.25	Lund.....	5.00	8.65	*14.95	*16.55	6.55	G*11.55
5.00	5.00	5.00	5.80	5.80	9.95	Minneapolis.....	14.50	*16.55	*23.10	*23.10	21.00	21.00
8.90	12.25	12.80	10.65	12.80	18.10	New York.....	21.70	21.95	28.90	28.90	28.90	28.90
14.50	14.50	11.55	14.50	12.25	7.60	Ogden.....	5.00	9.60	K11.55	8.90	8.90	8.90
5.80	5.00	5.00	5.00	5.00	6.55	Omaha-Council Bluffs.....	11.55	11.55	18.10	18.10	18.10	18.10
18.10	*20.40	15.40	17.55	16.05	12.25	Pendleton.....	7.60	6.90	N 5.50	A15.05	H*13.30	H*13.30
8.30	11.55	12.25	9.95	12.25	17.55	Philadelphia.....	21.00	21.30	27.95	27.95	27.95	27.95
14.50	*16.55	11.55	14.50	12.25	8.00	Pocatello.....	5.00	5.00	8.30	9.95	10.25	11.95
21.00	*23.10	18.10	20.15	18.10	14.80	Portland.....	9.95	8.65	5.00	L11.95	8.30	L 8.30
19.30	19.00	16.05	19.30	17.25	12.80	Reno.....	6.55	10.65	L 8.00	F 9.60	L 5.00	L 5.00
21.00	21.00	18.10	20.15	18.10	14.50	Sacramento.....	8.30	12.25	L 8.00	F 9.60	L 5.00	L 5.00
14.50	14.50	11.55	14.50	12.25	7.60	Salt Lake City.....	5.00	5.50	9.95	11.55	8.90	8.90
21.00	*21.00	18.10	20.15	18.10	15.40	San Francisco.....	8.90	12.80	L 8.30	C 9.95	L 5.00	L 5.00
21.00	*23.10	18.10	20.15	18.10	14.80	Seattle.....	11.55	P 8.65	5.00	H13.50	H 9.95	H 9.95
16.05	16.05	12.25	16.05	12.80	8.90	Shoshone.....	5.00	5.00	7.60	B 8.90	11.55	12.25
18.10	*20.40	15.40	17.55	16.05	13.80	Spokane.....	11.55	*16.55	18.10	18.10	18.10	18.10
5.00	5.80	5.00	5.00	5.00	9.95	St. Louis.....	*14.50	*14.50	*20.15	*20.15	*20.15	*20.15
5.00	5.00	5.00	5.80	5.80	9.95	St. Paul.....	14.50	*16.55	*23.10	*23.10	21.00	21.00
16.60	16.05	12.80	16.60	13.50	9.60	Sun Valley (Ketchum).....	5.00	5.10	7.60	M 9.60	12.25	12.25
21.00	*23.10	18.10	20.15	18.10	14.80	Tacoma.....	11.55	P 8.65	5.00	H12.80	H 9.60	H 9.60
14.50	*16.55	11.55	14.50	12.25	9.95	Victor.....	5.00	5.00	10.25	10.25	11.95	11.95
18.10	*20.40	15.40	17.55	16.05	13.25	Walla Walla.....	8.30	*11.55	5.00	*10.00	15.70	H*13.30
8.30	11.55	12.25	8.90	11.55	16.60	Washington.....	21.00	21.30	27.95	27.95	27.30	27.30
D14.50	D*16.55	D11.55	D14.50	D12.25	D 9.95	West Yellowstone.....	5.00	5.00	10.25	10.25	11.95	11.95
19.60	22.25	17.25	19.00	17.55	14.50	Yakima.....	9.60				15.05	15.05

Lower Standard Berth Rate Between Las Vegas, Nevada and Cedar City, Utah, \$5.00

- (A) Via Salt Lake City and Pocatello. * Made combination of fares.
- (B) From Tacoma, lower standard berth, \$8.65.
- (C) Via Southern Pacific Company and Portland. From Tacoma lower standard berth, \$9.60.
- (D) Also applies via Ogden. Where through car is operated via Salt Lake City charge for side trip Ogden to Salt Lake City and return with privilege of occupying car at Salt Lake City during one-half day's stop-over is \$2.00. When change of cars is necessary and passengers transfer at Salt Lake City instead of Ogden there is no charge for the side trip.
- (E) Via Southern Pacific Company and Portland. From Tacoma, lower standard berth, \$12.80.
- (F) Via Southern Pacific Company and Portland. From Tacoma, lower standard berth, \$8.90.
- (G) Via Los Angeles. (H) Via Southern Pacific Company and Portland.
- (K) From Tacoma, lower standard berth, \$10.95.
- (L) Via Southern Pacific Company.
- (M) From Tacoma, lower standard berth, \$8.90.
- (N) From Tacoma, lower standard berth, \$5.00.
- (P) Via Direct Lines. (Q) From Tacoma, lower standard berth \$7.60.

• Berth rates to and from Cheyenne, Denver and west apply via Omaha or via Kansas City.

⊗ Rates effective and service available only during Park Summer Season.

Bedroom Rates: Bedrooms are available on most Union Pacific trains. See equipment pages 8 to 23 inclusive. Double bedrooms have upper and lower berths. Duplex-Single Bedrooms have only one berth. (See table on opposite page). When occupied by one person, only one rail ticket required.

Exclusive Space Occupancy by One Person: One and one-fourth railroad tickets required for exclusive use of drawing-room; one and one-tenth rail tickets for compartment; two adult rail tickets for two bedrooms en suite or one bedroom and one compartment en suite. Exceptions: Between Chicago, Ill., and Butte, Mont., or Pendleton, Ore., and points north and west thereof (also West Yellowstone, Mont., and Victor, Ida.) only one rail ticket is required for use of a compartment; one and one-fourth rail ticket required for two bedrooms en suite or a bedroom and compartment en suite. Pullman space charges additional.

Lower Standard Berth Rate to Los Angeles and Las Vegas from points shown; quoted via Pocatello, Idaho and Salt Lake City, Utah.

BETWEEN		
Ayer, Wash. and Los Angeles.....		\$15.70
Cheney, Wash. and Los Angeles.....		15.70
La Grande, Ore. and Los Angeles.....		14.50
Marengo, Wash. and Los Angeles.....		15.70
Hinkle, Ore. and Los Angeles.....		15.05
Walla, Wash. and Los Angeles.....		15.05
BETWEEN		
Ayer, Wash. and Las Vegas, Nev.....		13.25
La Grande, Ore. and Las Vegas, Nev.....		11.25
Pendleton, Ore. and Las Vegas, Nev.....		11.95
Shoshone, Ida. and Las Vegas, Nev.....		8.30
Spokane, Wash. and Las Vegas, Nev.....		14.10
Hinkle, Ore. and Las Vegas, Nev.....		12.25
Walla, Wash. and Las Vegas, Nev.....		12.60

PULLMAN SEAT FARES

For Day Travel Between Various Cities and to Western Park Gateways

(Charges shown do not include Federal Tax)

Table of Rates for Various Accommodations in Standard Pullman Sleeping Cars Effective May 1, 1955

(Charges shown do not include Federal Tax)

Where Lower Berth Rate is	Upper Berth Rate is	Roomette for one Person is	Duplex Single Room for one Person is	Bed Room for one Person is	Bed Room for two or more Persons is	Bed R'm Suite for two or more Persons is	Com-part'm't for one Person is	Com-part'm't for two or more Persons is	Drawing Room for one Person is	Drawing Room for two or more Persons is
\$ 5.00	\$ 3.80	\$ 7.00	\$ 8.00	\$ 9.50	\$11.05	\$19.00	\$11.30	\$14.45	\$15.05	\$19.00
5.10	3.90	7.15	8.15	9.70	11.25	19.40	11.50	14.80	15.35	19.40
5.50	4.15	7.65	8.70	10.45	12.15	20.90	12.40	15.45	16.55	20.90
5.80	4.45	8.20	9.25	11.05	12.75	22.10	13.05	16.25	17.40	22.10
6.15	4.70	8.65	9.90	11.65	13.50	23.30	13.85	16.75	18.45	23.30
6.55	4.95	9.15	10.45	12.50	14.45	25.00	14.80	18.40	19.65	25.00
6.90	5.30	9.65	11.05	13.10	15.20	26.20	15.55	19.85	20.70	26.20
7.20	5.50	10.10	11.55	13.70	16.00	27.40	16.15	20.55	21.55	27.40
7.60	5.75	10.60	12.10	14.45	16.70	28.90	17.10	21.15	22.75	28.90
8.00	6.05	11.10	12.65	15.20	17.60	30.40	18.00	22.55	24.00	30.40
8.30	6.25	11.55	13.25	15.75	18.25	31.50	18.65	23.25	24.85	31.50
8.65	6.55	12.00	13.80	16.40	19.00	32.80	19.45	24.60	25.90	32.80
8.90	6.80	12.50	14.30	16.95	19.60	33.90	20.05	25.20	26.75	33.90
9.30	7.00	12.95	14.70	17.70	20.45	35.40	21.00	25.90	27.95	35.40
9.60	7.30	13.50	15.35	18.25	21.10	36.50	21.60	27.25	28.80	36.50
9.95	7.55	13.90	15.85	18.90	21.90	37.80	22.35	27.85	29.85	37.80
10.25	7.80	14.40	16.45	19.45	22.55	38.90	23.05	29.20	30.70	38.90
10.65	8.05	14.90	16.95	20.25	23.40	40.50	23.90	29.95	31.90	40.50
10.95	8.30	15.35	17.50	20.75	24.05	41.50	24.60	30.55	32.80	41.50
11.25	8.55	15.75	18.05	21.40	24.80	42.80	25.35	31.90	33.80	42.80
11.55	8.80	16.25	18.50	21.95	25.40	43.90	26.00	32.55	34.65	43.90
11.95	9.10	16.70	19.10	22.70	26.35	45.40	26.90	33.85	35.90	45.40
12.25	9.30	17.10	19.55	23.30	26.95	46.60	27.55	34.45	36.75	46.60
12.60	9.55	17.60	20.05	23.90	27.70	47.80	28.35	35.10	37.80	47.80
12.80	9.85	18.00	20.60	24.40	28.25	48.80	28.85	36.40	38.45	48.80
13.25	10.00	18.45	21.10	25.15	29.10	50.30	29.80	36.95	39.70	50.30
13.60	10.30	18.90	21.55	25.70	29.75	51.40	30.40	38.30	40.55	51.40
13.80	10.50	19.30	22.10	26.20	30.35	52.40	31.05	38.85	41.40	52.40
14.10	10.75	19.70	22.55	26.80	31.00	53.60	31.70	39.45	42.25	53.60
14.50	11.00	20.25	23.10	27.55	31.85	55.10	32.60	40.75	43.45	55.10
14.80	11.20	20.65	23.60	28.05	32.50	56.10	33.25	41.40	44.35	56.10
15.05	11.50	21.10	24.15	28.65	33.10	57.30	33.95	42.70	45.20	57.30
15.40	11.75	21.55	24.55	29.25	33.95	58.50	34.65	43.30	46.25	58.50
15.70	11.90	21.95	25.05	29.85	34.55	59.70	35.30	43.95	47.10	59.70
16.05	12.20	22.45	25.60	30.50	35.30	61.00	36.10	45.20	48.15	61.00
16.35	12.40	22.85	26.05	31.05	35.95	62.10	36.75			

TRAFFIC REPRESENTATIVES . . . UNION PACIFIC RAILROAD

Here, for your convenience, is a list of Union Pacific office addresses, telephone numbers, and names of the men and women at each. If you want advice in connection with your travel plans, call the nearest

office. Someone there will gladly give you the information. These offices are at your service—for reservations, for convenient side trips, for help in changing trains or making connections.

ABERDEEN, WASH.—3 Union Passenger Station, K and River Sts.—Phone 1018
C. H. JACKA General Agent
 ALHAMBRA, CALIF.—City Trk. Office, 51 S. Garfield Ave.—Phone Atlantic 18763
M. F. LOGUE (or Phone Cumberland 32624) Ticket Agent
 ASTORIA, ORE.—438 Commercial St.—Phone 304
FLOYD C. FOSTER Traveling Freight and Passenger Agent
 ATLANTA 3, Ga.—1432 Healey Building Phone Lamar 6261
P. S. SMITH General Agent
J. R. TURNER (Tampa) Traveling Freight and Passenger Agent
J. D. GLOVER Traveling Freight and Passenger Agent
 BEND, ORE.—1054 Bond St.—Phone 63
H. D. ATHON General Agent
 BEVERLY HILLS, CALIF.—9571 Wilshire Blvd.—Phone CRestview 1-7167
FREDERICK YATES (or Phone BRadshaw 2-1633) City Passenger Agent
L. J. MULLALLY City Ticket Agent
 BIRMINGHAM 3, ALA.—701 Brown-Marx Building Phone 7-1837
J. E. PHILAM District Freight and Passenger Agent
 BOISE, IDAHO—City Ticket Office, Idaho Bldg., 212 No. 8th St.—Phone 3-6165
KAY L. JOHNSON General Agent
W. J. HYNES Special Representative
W. C. STEELE City Passenger and Ticket Agent
D. F. ALVORD Traveling Passenger Agent
T. F. MEYER Traveling Freight and Passenger Agent
 BOSTON 8, MASS.—208 Old South Bldg., 294 Washington St.—Phone
M. W. COONERTY General Agent
F. G. JUST (Hubbard 2-6380) City Passenger Agent
HARRY A. HANSEN Traveling Freight and Passenger Agent
W. H. BEST Traveling Freight and Passenger Agent
 BREMERTON, WASH.—Consolidated Ticket Office, 228 First St.—Phone 722
S. S. HARVEY Ticket Agent
 BUTTE, MONT.—609 Metals Bank Bldg., 8 West Park Street—Phone 22389
J. D. FORD General Agent
W. H. WATSON City Freight and Passenger Agent
R. E. HAUTZINGER Traveling Freight and Passenger Agent
 Consolidated Ticket Office—2 North Main Street—Phone 3276
R. E. BERNER Ticket Agent
 CEDAR CITY, UTAH—Union Pacific Station Phone 95
F. R. GAINES Agent
 CHEYENNE, WYO.—City Ticket Office, 120 W. 16th St.—Phone 4-4121
C. E. ASTLE General Agent
F. H. GILROY Special Representative
C. E. STONE General Agent
W. A. BROWN City Passenger and Ticket Agent
 CHICAGO 3, ILL.—11 South LaSalle Street at Madison—Phone
H. C. YERGER Traffic Manager
J. M. ADAMS (Randolph 6-0141) General Freight Agent
W. V. LAYMAN General Agent, Freight Department
T. L. VOGEL Foreign Freight Traffic Manager
 CHICAGO 3, ILL.—City Ticket Office, One So. LaSalle Street—Phone
C. C. POLLOCK General Passenger Agent
ALFRED J. WHITE (Randolph 6-0141) District Passenger Agent
P. B. KELCH City Ticket Agent
W. J. FORAL City Passenger Agent
R. F. TOWNE City Passenger Agent
T. R. WING City Passenger Agent
H. G. WELLS Passenger Representative
G. W. BORGESON Passenger Representative
T. E. TANN Traveling Passenger Agent
J. J. CUMMINS Traveling Passenger Agent
 Miss MARION A. MCKINNEY Women's Travel Department
 CINCINNATI 2, OHIO—303 Dixie Term. Bldg., 4th & Walnut Sts.—Phone Main 0144
F. B. SWOPE General Agent
J. J. MCCARTHY District Passenger Agent
J. M. WIEDEMER City Passenger Agent
W. T. NIELSEN Traveling Passenger Agent
M. T. KAUMAN Traveling Passenger Agent
 CLEVELAND 13, OHIO—1407 Terminal Tower, 50 Public Square—Phone
G. A. BROWN (Main 1-3070) General Agent
R. J. GOUBLET City Passenger Agent
C. D. SHEARER Traveling Passenger Agent
G. W. NESTER (Buffalo) Traveling Freight and Passenger Agent
D. P. DRISCOLL Traveling Freight and Passenger Agent
 COUNCIL BLUFFS, IA.—Union Pacific Transfer Depot—Phone 6134
W. M. CALHOUN Freight and Passenger Agent
 DALLAS 1, TEXAS—2108 Mercantile Bank Bldg.—Phone Riverside 2915
M. A. ARNOLD General Agent
L. L. CRAWFORD Traveling Freight and Passenger Agent
 ERNICE STOWALL, JR. Traveling Freight and Passenger Agent
 DENVER 2, COLO.—City Ticket Office, 635 17th Street—Phone KEYSTONE 4-1411
P. F. ECHELE Traffic Manager
A. B. TAYLOR General Freight Agent
A. E. LUTHI General Agent, Passenger Department
J. L. BOSTICK City Ticket Agent
H. R. A. SLEMERS City Passenger Agent
ALVA L. SMITH City Passenger Agent
E. A. ENGLESON City Passenger Agent
O. B. STAPLETON Traveling Passenger Agent
A. M. MCGLOSSON Depot Passenger Agent
W. L. BOUDREAU Passenger Representative
 Mrs. LU GRAY BROWN Women's Travel Department
 DES MOINES 9, IOWA—407 Equitable Bldg., 6th & Locust Sts.—Phone 3-0583
W. W. MCKEIB General Agent
J. F. LEVINE Traveling Freight and Passenger Agent
C. W. JACKSON Traveling Passenger Agent
 DETROIT 26, MICH.—612 Book Bldg., 1249 Washington Blvd.—Phone
C. J. STEGEMAN Traffic Manager
F. O. KANSORKA (Woodward 1-7794) General Agent
R. L. CLARK District Passenger Agent
W. J. WRIGHT City Passenger Agent
W. A. JACOB, JR. Passenger Agent
G. A. NESTOR (Grand Rapids) Traveling Freight and Passenger Agent
J. K. SHERIDAN (Toledo) Traveling Freight and Passenger Agent
A. J. BRAMAN Traveling Passenger Agent
 EAST LOS ANGELES, CALIF.—5454 Ferguson Drive—Phone RAYmond 3-5821
J. J. WALKER Ticket Agent

EUGENE, ORE.—Suite 21, Cascade Bldg., 163 East 12th Avenue Phone 5-8451
J. E. ATHERTON General Agent
C. T. GEARY Traveling Freight and Passenger Agent
 FRESNO 1, CALIF.—207 Rowell Bldg., Tulare St. & Van Ness Ave.—Phone 4-6671
H. G. PELLETIER General Agent
W. H. THOMEN (Bakersfield) Traveling Freight and Passenger Agent
A. H. CLARK Traveling Freight and Passenger Agent
 GERING, NEBR.—Union Pacific Station—Phone 35
F. M. PURNELL General Agent
 GLENDALE 3, CALIF.—City Ticket Office, 404 1/2 North Brand Boulevard—Phone
W. A. SHOOK (Phone CItius 1-2174 or CHapman 5-1370) General Agent
W. P. HIERODT City Ticket Agent
E. C. CHILDS City Freight and Passenger Agent
 HOLLYWOOD 28, CALIF.—City Ticket Office, 6702 Hollywood Blvd.—Phone
V. J. SCHMITTROTH (Hollywood 4-0221) Gen'l Agt., Passenger Department
W. L. DUNCAN City Ticket Agent
LEO P. DRAKE City Passenger Agent
E. J. MURPHY City Passenger Agent
 HUNTINGTON PARK, CALIF.—City Ticket Office, 7002 Pacific Blvd.—Phone
J. M. MOONEY, JR. (Phone KImball 9281) Passenger Agent
 KANSAS CITY 6, MO.—200 Waldheim Bldg., 6 East Eleventh St.—Phone VICTOR 6550
D. R. ALEXANDER Traffic Manager
A. H. GENGE General Agent, Freight Department
 City Ticket Office—2 East Eleventh Street—Phone VICTOR 6550
HARRY M. BACK General Agent, Passenger Department
C. T. CLARKE City Ticket Agent
F. HERMON City Passenger Agent
C. E. PAXTON City Passenger Agent
G. B. CRIPPEN Depot Passenger Agent
K. E. BOWLIN Passenger Representative
J. E. SMITH Traveling Passenger Agent
G. W. SMITH Traveling Passenger Agent
 Kansas City, Kans., Union City Ticket Office, Town House Hotel, 7th & State Sts.—Phone
A. B. NOWELL (Phone ATruett 1550) City Ticket Agent
 LAS VEGAS, NEV.—Union Pacific Station—Phone 1120
W. R. NEUSTROM Ticket Agent
 LEWISTON, IDAHO—Room 7, Union Depot—Phone 3-4121
H. J. BERGER General Agent
 LINCOLN 8, NEBR.—City Ticket Office, 234 So. 13th St.—Phone 2-6517
J. F. TURRENTINE General Agent
 LONG BEACH 2, CALIF.—City Ticket Office, 144 Pine Avenue—Phone 7-9931
H. J. DELACY General Agent
J. R. CARTER City Ticket Agent
R. W. CONNELL City Passenger Agent
 LONGVIEW, WASH.—Freight Station, 7th and Hudson Sts.—Phone 818
C. F. HEATH, Ticket Office, 1453 Broadway, Phone 815— Ticket Agent
 LOS ANGELES 14, CALIF.—Union Pacific Bldg., 422 W. 6th Street—Phone
J. W. PADDEN (Phone Trinity 9211) Traffic Manager
W. F. NASH Assistant Traffic Manager
F. L. MORGAN General Freight Agent
H. J. BURING General Freight Agent
C. H. SALTMARSH General Passenger Agent
E. E. SWANSON Assistant General Passenger Agent
G. M. ROLAND District Baggage Agent
 City Ticket Office—Union Pacific Bldg., 434 W. 6th Street—Phone TRINITY 9211
R. H. LUND City Ticket Agent
 Union Pacific Building—608 So. Olive Street—Phone TRINITY 9211
C. F. HALSMAN General Agent, Passenger Department
C. S. RHOADS City Passenger Agent
W. R. VOLLERS City Passenger Agent
G. B. MOORE City Passenger Agent
A. J. ECKERLE City Passenger Agent
E. D. CHAMBERLAIN City Passenger Agent
W. B. BLAND Traveling Passenger Agent
W. F. BROWN Traveling Passenger Agent
 610 So. Olive Street—Phone TRINITY 9211
J. D. MALEYFT General Agent, Freight Department
 Union Passenger Station—Phone TRINITY 9211
M. F. BILLINGS Depot Passenger Agent
J. A. JANSEN Depot Passenger Agent
JAY D. GODDARD Depot Ticket Agent
 MEMPHIS 3, TENN.—1137 Sterlek Bldg.—8 North Third St.—Phone 6-8419
G. E. ROTHROCK General Agent
C. F. SCHENING Traveling Freight and Passenger Agent
D. J. NELSON, (No. Little Rock, Ark.) Trav. Fht. & Psgr. Agent
 MILWAUKEE 3, WIS.—814 Warner Bldg., 212 W. Wisconsin Ave.—Phone
R. T. PAYNE (Broadway 1-7833) General Agent
H. E. PAULSON City Passenger Agent
G. E. MCGUIRE Traveling Passenger Agent
 MINNEAPOLIS 2, MINN.—890 Northwestern Bank Bldg., 620 Marquette Ave.—Phone
E. W. MAU (Main 2451) General Agent
E. E. SWANSON District Passenger Agent
Wm. H. BRENNAN Traveling Freight and Passenger Agent
M. G. CARROLL Traveling Freight and Passenger Agent
 NEW ORLEANS 12, LA.—504 National Bank of Comm. Bldg., 210 Baronne St.—Phone
D. V. RICKSON (Phone CAnal 2274) General Agent
P. E. HAGAN Traffic Agent
 NEW YORK 20, N. Y.—626 Fifth Ave., Suite 350, Rockefeller Center—Phone
H. L. LAUBY (Circle 6-4900) Eastern Traffic Manager
L. J. MCKERNAN General Agent, Passenger Department
C. J. SMITH District Passenger Agent
J. N. QUADRE City Passenger Agent
E. H. JOHNSON City Passenger Agent
D. J. GALL City Passenger Agent
C. R. HICKS Passenger and Ticket Agent
C. A. CHARMOLLE Traveling Passenger Agent
E. R. VAN DOREN Traveling Passenger Agent
L. G. STAHL (Phone CIRCLE 6-4905) General Agent, Freight Department
 OAKLAND 12, CALIF.—215 Central Bank Bldg., 436 14th St.—Phone
J. A. GOLOBICK (Phone GLencourt 1-8576) General Agent
W. R. SCHMIDT City Passenger Agent

OGDEN, UTAH—City Ticket Office, Ben Lomond Hotel Bldg.—Phone 4-5533
J. F. BAKER General Agent
H. O. MCINTYRE Traveling Freight and Passenger Agent
G. A. NEBEKER Depot Passenger Agent
A. J. HILL Passenger Representative
 OMAHA 2, NEBR.—Union Pacific Building, 1416 Dodge St.—Phone JACKSON 5322
A. G. HILKER Passenger Traffic Manager
G. ANDERSON Assistant Passenger Traffic Manager
I. D. KESSLER Assistant Passenger Traffic Manager
R. B. JOHNSON General Passenger Agent
G. J. GILES Assistant General Passenger Agent
F. W. HICKSON Manager Mail, Baggage and Express Traffic
J. C. BEAUMONT General Freight Agent
J. W. JARVIS Supervisor Agricultural Development
 City Ticket Office—Corner 15th & Dodge Streets—Phone JACKSON 5322
WALTER CONREY General Agent, Passenger Department
M. W. BREWER City Ticket Agent
R. S. PARLEY City Passenger Agent
L. S. NORBARD Traveling Passenger Agent
L. D. MARTIN Traveling Passenger Agent
J. E. LYNCH Depot Passenger Agent
D. J. LEWIS Passenger Representative
Mrs. MYRTLE MASON Women's Travel Department
MRS. A. FORAL General Agent, Freight Department
 City Ticket Office—1614 Farnam Street—Phone JACKSON 5322
W. W. NEILL Ticket Agent
 PASADENA 1, CALIF.—Un. Pac. Station, 205 W. Colorado St.—Ph. SYcamore 2-4107
L. A. WIRGLER General Agent
E. C. BOSSARD City Passenger Agent
C. J. ALLEN Passenger and Freight Traffic Agent
C. J. BASS City Ticket Agent
 PHILADELPHIA 2, PA.—904 Girard Trust Bldg., Broad St. & So. Penn Sq.—Phone
M. A. LIGHT (Rittenhouse 6-2170) General Agent
H. F. FARR City Passenger Agent
T. M. J. FRITZ Traveling Passenger Agent
R. H. GATES (Richmond, Va.) Traveling Freight and Passenger Agent
 PITTSBURGH 22, PA.—1419 Oliver Bldg., Smithfield Street and Sixth Avenue—Phone
H. F. BREVOORT (Atlantic 1-0260) General Agent
GREGG W. COOK District Passenger Agent
LAVELL HALE City Passenger Agent
J. S. GUNNER Traveling Freight and Passenger Agent
WM. JAMES Traveling Freight and Passenger Agent
 POCATELLO, IDAHO—Union Pacific Passenger Station—Phone 268
R. A. ANDERSON General Agent
L. G. MALZARE (Idaho Falls) Traveling Freight and Passenger Agent
R. B. WRIGHT (Twin Falls) Traveling Freight and Passenger Agent
 POMONA, CALIF.—Union Pacific Passenger Station—Phone LYcoming 2-3561
G. J. CROSS Passenger and Freight Traffic Agent
 PORTLAND 5, ORE.—751 Pittock Block—Phone Broadway 7771
C. W. EYERS Assistant Traffic Manager
W. V. KEL General Passenger Agent
FRED LINGENFELDER General Passenger Agent
P. A. COLE Assistant General Passenger Agent
T. J. DOWD General Freight Agent
DON SUTHERLAND General Agent, Freight Department
J. E. SOUTHWORTH Traveling Passenger Agent
L. A. NEASE District Baggage Agent
 City Ticket Office—701 S. W. Washington Street—Phone Broadway 7771
N. B. FALLAS General Agent, Passenger Department
C. P. WHEELER City Ticket Agent
WM. S. RUSH City Passenger Agent
T. W. HOLMAN City Passenger Agent
C. K. WILLIAMS City Passenger Agent
AARON J. BROWN City Passenger Agent
O. M. HANSEN Depot Passenger Agent
 RENO, NEV.—209 American Bldg., 131 West 2nd St.—Phone 3-4881
W. M. CUNNINGHAM General Agent
 RIVERSIDE, CALIF.—Union Pacific Pass. Station, 7th & Vine Sts.—Phone Overland 3-1190
J. L. BRECHIN General Agent
RAE E. TUTTLE City Freight and Passenger Agent
NORMAN N. GRESTED City Freight and Passenger Agent
B. A. STEWART Traveling Freight and Passenger Agent
L. M. LAYNE (Las Vegas) Traveling Freight and Passenger Agent
 ST. JOSEPH 2, MO.—City Ticket Office, 516 Francis Street—Phone 2-5485
F. F. ROBINSON General Freight and Passenger Agent
W. R. TAYLOR Passenger and Ticket Agent
J. W. MARTIN (Hastings, Nebr.) Traveling Freight and Passenger Agent
 ST. LOUIS 1, MO.—1223 Ambassador Bldg., 411 North 7th St.—Phone Chestnut 1-7750
T. W. GURSKY General Agent
E. O. HALL City Passenger Agent
A. F. WALTMATH Traveling Passenger Agent
 SACRAMENTO 14, CALIF.—217 Forum Bldg., 1107 Ninth St.—Phone Gilbert 2-1025
F. A. FOX General Agent
J. G. JOHNSON (Klamath Falls) District Freight and Passenger Agent
E. A. GAHL Traveling Freight and Passenger Agent
 SALINA, KANS.—Third and Ash Streets—Phone 4631
J. M. BROWN General Agent

SALT LAKE CITY 1, UTAH—Union Pacific Bldg., 10 South Main St.—Phone 5-1544
SAM REINHARDT Traffic Manager
RHEES FIFE General Passenger Agent
 City Ticket Office—Hotel Utah, Main & S. Temple Streets—Phone 5-1544
R. T. GRIFFIN General Agent, Passenger Department
F. L. MCKEAN District Passenger Agent
E. A. OLSON City Ticket Agent
MARK R. HURD City Passenger Agent
E. H. LYMAN City Passenger Agent
E. F. BROWN Traveling Passenger Agent
E. H. HOLMES Depot Passenger Agent
R. F. BETTIGREW General Agent, Freight Department
 SAN DIEGO 1, CALIF.—City Ticket Office, 320 Broadway—Phone Belmont 3-7241
H. G. LARIMER General Agent
L. H. LINSTRON Ticket Agent
R. T. GORE Passenger and Freight Traffic Agent
 SAN FRANCISCO 2, CALIF.—291 Geary Street—Phone Garfield 1-6090
M. H. FOWLER Traffic Manager
F. C. BELL (Santa Rosa) General Agent, Freight Department
W. E. KENNEDY Traveling Freight and Passenger Agent
 City Ticket Office—Geary at Powell Street—Phone Garfield 1-6030
B. P. COSTELLO General Freight and Passenger Agent
J. T. FITZGERALD City Ticket Agent
C. G. CROUSE City Passenger Agent
P. B. JACKSON City Passenger Agent
 SAN JOSE 13, CALIF.—206 1st Nat. Bk. Bldg., Santa Clara & 1st St.—Phone
H. C. DANNER (Phone CYPRESS 2-3878) General Agent
W. H. McPHERSON (Sallinas) District Freight and Passenger Agent
W. E. McTIGHE Traveling Freight and Passenger Agent
 SAN PEDRO, CALIF.—City Ticket Office, 805 So. Pacific Ave.—Phone
J. V. CONNETT (Phone TErminat 2-7651) General Agent
R. N. ASBRY City Freight and Passenger Agent
R. N. ASBRY City Ticket Agent
 SANTA ANA, CALIF.—City Ticket Office, 305 North Main Street—Phone
ERNEST G. HAYES (Phone KImberly 2-3979) General Agent
R. E. SMITH City Freight and Passenger Agent
 SANTA MONICA, CALIF.—City Ticket Office, 307 Santa Monica Blvd.—Phone
W. A. CHENEY (Phone EX Brook 6-1813) General Agent
ELMER RALL (Phone EX Brook 6-1813) City Ticket Agent
B. C. STREET City Freight and Passenger Agent
 SEATTLE 4, WASH.—204 Union Station, 4th Ave. & Jackson St.—Phone Elliott 6933
P. A. AULENBACHER Assistant Traffic Manager
A. C. TAYLOR Traveling Freight and Passenger Agent
 SEATTLE 1, WASH.—City Ticket Office—1300 Fourth Avenue at University—Phone
W. H. AHLGRIM (Elliott 6933) General Agent, Passenger Department
C. L. SPEAR City Passenger Agent
F. G. STEWART Passenger Agent
C. G. ROBERTS City Passenger Agent
 SIOUX CITY 1, IOWA—405 Commerce Bldg., 520 Neb. St.—Phone 5-5328
L. J. ROACH General Agent, Freight Department
 SPOKANE 4, WASH.—City Ticket Office—727 Sprague Ave. Corner Post St.—Phone
J. R. LIVSEY (Phone MATn 4121) General Agent
D. E. LEFEBVRE City Passenger Agent
W. O. BALDWIN Traveling Passenger Agent
WILLIAM BELL, 818-16th Ave. West, Calgary, Canada Trav. Fht. & Psgr. Agt.
 Phone II-1170
 STOCKTON 6, CALIF.—206 California Bldg., 11 So. San Joaquin St.—Phone
PHone Howard 6-5551
CARL BIANCHINI General Agent
L. A. DAY Traveling Freight and Passenger Agent
 SUN VALLEY, IDAHO—Phone Sun Valley 3511
J. D. SIDLEY Transportation Agent
 TACOMA 2, WASH.—City Ticket Office, 114 South Ninth St.—Phone Broadway 2275
F. G. ROTHWELL General Agent
R. C. CANARY City Passenger Agent
H. J. JOHNSTON Traveling Passenger Agent
L. E. TOMPKINS (Longview) Traveling Freight and Passenger Agent
 TORONTO 1, ONT.—201-2 Canadian Pacific Bldg., 69 Yonge St. Phone Empire 4-7359
W. W. CREIGHTON General Agent
 TULSA 3, OKLA.—823 Kennedy Bldg., 321 South Boston St.—Phone 2-6859
L. B. BRADLEY General Agent
H. P. THOMPSON Traveling Freight and Passenger Agent
 VICTOR, IDAHO—Union Pacific Station Phone 521
R. O. RYTTING Agent
 WALLA WALLA, WASH.—1st. Nat'l Bank Bldg., 2nd & Alder Sts.—Phone 30
A. K. HINKLE General Agent
L. E. MCHARGUE City Freight and Passenger Agent
L. E. DONAHUE (Pendleton) Traveling Freight and Passenger Agent
 WASHINGTON 5, D.C.—600 Shoreham Bldg., 15th and H Sts., N. W.—Phone
R. HENDERSON (REpublic 7-0600) District Passenger Agent
RAY C. HARTEL City Passenger Agent
MARY MAHAN City Passenger Agent
 WEST YELLOWSTONE, MONT.—Union Pacific Station Phone 2291
J. A. SMITH (Station open only during Summer Season) Agent
 WINSTON-SALEM 3, N. C.—632 Reynolds Bldg., 4th and Main Sts.—Phone 2-4881
D. R. WALKER Traveling Freight and Passenger Agent
 YAKIMA, WASH.—Union Pacific Building, 104 W. Yakima Ave.—Phone 4181
F. B. BUCHANAN General Agent
F. E. COX (Ketchikan, Wash.) Traveling Freight and Passenger Agent
D. W. MILES Traveling Freight and Passenger Agent

E. A. KLIPPEL General Passenger Traffic Manager
OMAHA 2, NEBR.
W. T. BURNS Vice-President, Traffic
OMAHA 2, NEBR.
J. R. MacANALLY General Freight Traffic Manager
OMAHA 2, NEBR.

From Office . . . or Home

TELEPHONE YOUR TRANSPORTATION REQUIREMENTS

Passenger or Freight representatives in your nearest Union Pacific office are eager to help you.