

June—September, 1957

June—September, 1957

UNION PACIFIC RAILROAD

UNION PACIFIC RAILROAD

TIME TABLES

TIME TABLES



How to enjoy the West... best

Travel on the finest fleet of
trains in the nation...
to and from *all* the West.

to Los Angeles

"The CHALLENGER" *Domeliner*
"CITY OF LOS ANGELES" *Domeliner*

to Pacific Northwest

"CITY OF PORTLAND" *Domeliner*

to Colorado

"CITY OF DENVER" *Streamliner*



DOME DINERS
Exclusive on
Union Pacific



DOME COACHES



DOME LOUNGES



"The PUB"
Unique lounge
on the "City
of Denver"

**UNION PACIFIC
RAILROAD**

TABLE OF CONTENTS

Section	Page	Section	Page
Index to Union Pacific Stations.....	3 to 5	Connecting Bus Lines Service.....	42
Coast to Coast Sleeping Car Service.....	7	Address of Principal Union Pacific Stations.....	42
Equipment of Through Trains.....	8 to 23	One Way Railroad Fares.....	45
Condensed Train Schedules.....	8 to 23	Round Trip Railroad Fares.....	46 and 47
Complete Train Schedules.....	24 to 41	Pullman Sleeping Car Charges.....	48 and 49
Map of Union Pacific and Connecting Lines.....	26 and 27	Pullman Seat Fares.....	49
Connecting Rail Lines Service.....	32, 43 and 44	Union Pacific Representatives.....	50 and 51

INFORMATION

Miles shown on **mile posts** read westward from Council Bluffs, Iowa. Miles shown herein are from Omaha, Nebraska. (Variance approximately 3 miles.)

Time from midnight to noon inclusive, is indicated by light face type; **from noon to midnight inclusive, by dark face type.**

Any person who, because of mental, physical or other disability, is incapable of properly caring for himself or herself, will be received as a passenger ONLY when accompanied by a competent attendant.

New **leg rest seat coaches** are assigned to the Pacific Coast Streamliners. Every effort is made to maintain this service, but operation of non-leg rest coaches may be necessary on occasions, due to emergencies or shortages.

On trains that carry **chair car porters**, there is no charge for the services of the porter. He will, however, collect a nominal charge for pillows.

Children under 5 years of age ride free, when accompanied by parent or guardian; 5 years of age and under 12, pay **one-half fare**; 12 years of age and over, pay full fare.

Should any question or difference of understanding arise with agents or conductors as to **proper fare** or ticket privileges, please pay fare requested, take receipt, and communicate with General Passenger Traffic Manager, Omaha 2, Nebr.

Tickets unused or partly used, will be redeemed under tariff regulations at proper value. Consult any Union Pacific office or write to Gen'l Passenger Traffic Mgr., Omaha 2, Nebr.

Stopovers are permitted at all points where trains are scheduled to stop, within final limit of tickets, by notifying conductor.

Many attractive **side trips** and optional routes are available. Ask your local Agent or any Union Pacific representative for details.

Tickets reading via Union Pacific Railroad, with certain exceptions, will be honored by Overland Greyhound Bus Lines or Northwest Greyhound Bus Lines, between any two points between which either of those two companies and the Union Pacific Railroad jointly operate.

You are requested to purchase your tickets before boarding the train.

At **Chicago** the Transfer coupon on a through railroad ticket entitles the holder, without additional charge, to have himself and hand luggage transferred in a Railroad Transfer Service car from his incoming to his outgoing station. Or, when there is at least a 3-hour interval between arrival of train in Chicago and scheduled departure time from outgoing station, Railroad Transfer Service will transfer such luggage to the passenger's outgoing station where it can be claimed at the parcel check room. The charge for this service is the usual

parcel checking fee plus a 25 cent charge made by the Railroad Transfer Service for each bag or parcel.

It is desirable to mark or tag each piece of baggage (for easy identification) with your name and address and, in addition, place your name and permanent address inside each piece, whether it is checked or carried with you on the train. Ask Ticket or Baggage Agent for free **address labels**.

For the convenience and comfort of themselves and others, passengers are requested to check their **hand baggage** whenever possible, except that actually needed for personal use enroute. No responsibility is assumed for unchecked articles left in stations, on platforms or in cars.

Checkable baggage consists of wearing apparel, toilet articles and such personal effects as the passenger may need for use on the trip.

Money, jewelry, negotiable papers, liquids, fragile or perishable articles, radios, typewriters, dishes and household goods are examples of some of the articles not checkable as baggage. Consult Agent.

One hundred and fifty (150) pounds of baggage, not exceeding one hundred dollars (\$100.00) in value, may be checked free on each adult ticket, and one-half those amounts in connection with half-fare tickets.

Passengers have the privilege of declaring **additional value** on checked baggage, not to exceed a total of \$2500.00, upon payment of a nominal charge. Consult Baggage Agent.

Dogs and other small household pets may be transported in baggage cars subject to tariff regulations or they may be taken into room accommodations, subject to Pullman Company regulations, when in suitable containers.

Handling of dogs and pets in baggage cars on streamliner trains is necessarily restricted. Consult agent for details.

No single piece of baggage, exceeding 300 pounds in weight, 72 inches in greatest dimension, or single shipments in excess of \$2500.00 in value, will be checked. **Exception:** Boxes of heavy or corrugated pasteboard are limited to a gross weight of 50 pounds each.

All baggage should be marked plainly on outside with name and address of the owner.

Certain trains provide only limited handling of checked baggage, remains and pets, to and from intermediate points. Consult agents or passenger representatives for details.

In case of **lost articles**, communicate with Manager, Mail, Baggage & Express Traffic, Omaha 2, Nebr.

Union Pacific Railroad is not responsible for errors in time tables, inconvenience or loss resulting from **delayed trains**, failure to make connections, air conditioning failures, or emergency substitutions in equipment. Schedules, consists and designations of trains shown in this folder are subject to change without notice.

INDEX OF CONDENSED THROUGH TIME TABLES

BETWEEN AND	TABLE	BETWEEN AND	TABLE	BETWEEN AND	TABLE
New York City—		St. Louis—	Reno, San Francisco.....	West	
Los Angeles.....	Page 6	Kansas City	Denver.....	Yellowstone	Portland..... S
San Francisco.....	Page 7		Sun Valley, Boise, Portland,		
Chicago—			Tacoma, Seattle.....		
Omaha.....			Spokane.....		
Los Angeles, Pasadena, Las			West Yellowstone, Victor.....		
Vegas, Cedar City, Salt Lake			Minneapolis.....		
City, Ogden, Cheyenne.....	A		Omaha, Ogden, Salt Lake		
San Francisco, Reno, Ogden,			City, Cedar City, Las Vegas,		
Cheyenne.....	B		Pasadena, Los Angeles.....		
Seattle, Tacoma, Portland,			Ogden, Reno, San Francisco..		
Boise, Sun Valley, West			North Platte, Denver.....		
Yellowstone.....	C		Denver.....		
Denver, North Platte.....	G		Ogden, Salt Lake City.....		
Spokane.....	K		Cedar City, Las Vegas, Los		
West Yellowstone, Victor....	O		Angeles, Pasadena.....		
St. Louis—			Reno, San Francisco.....		
Kansas City, Denver, Ogden, Salt Lake,			Sun Valley, Boise, Portland,		
Cedar City, Las Vegas, Pasa-			Tacoma, Seattle.....		
dena, Los Angeles.....	D		Denver.....		
			Spokane.....		
			West Yellowstone, Victor....		

For Condensed Through Schedules to and from Utah-Arizona Parks (Cedar City, Utah) see Table 4, Page 31

INDEX TO UNION PACIFIC STATIONS

Each Time Table is numbered. The numbers opposite the Stations are the numbers of the time tables in which the stations are shown. Stations marked * are located on Divisions indicated by table numbers, but are not shown in folder tables.

Table No.	Table No.	Table No.	Table No.	Table No.	Table No.	Table No.	Table No.
Aberdeen, Idaho.....56	Armstead, Mont. R.36	Beattie, Kans.....53	Bonneville, Ore.....20	Burns, Ore.....70	Central City, Nebr.	Colfax, Calif.....14	*Curvo, Utah.....1, 2
Aberdeen, Wash.....21	*Armstrong, Wash.76	*Beatty, Idaho.....20	*Boone, Nebr.....48	*Burrington, Utah.....5	G, 1, 2, 17, 45	Colfax, Wash.....	*Cutler, Utah.....5
Aberdeen Jct., Ida.....56	Arnold, Nebr.....43	*Becks, Utah.....31	*Borah, Idaho.....20	Bushnell, Nebr.....1, 2	Central Ferry, Wash.77	Collins, Calif.....3	
Abilene, Kans. E,H,24	Aroya, Colo.....24	*Beckwith, Wyo.....20	Borax, Nev.....3	Butte, Mont.....R, 36	Centralia, Wash.....Z,	*Collins, Idaho.....56	
Acequia, Ida.....60,61	Arrow, Idaho.....77	Belgrade, Nebr.....46	Boulder, Utah.....3	20, 21	Ceresco, Nebr.....88	Collinston, Utah.....36	
Acoma, Nev.....3	*Ascalon, Colo.....24	Bell, Calif.....8	*Borden, Wyo.....20	Chester, Nebr.....78	Colony, Idaho.....20	Collyer, Wyo.....24	
*Acton, Wash.....78	Ash, Wash.....74	Bellevue, Idaho.....69	Borie, Wyo.....1, 2	Chafee, Wash.....78	Colores, Wyo.....2	Colton, Calif.....3	
Adams, Ore.....84	*Ashby, Wash.....74	Belmar, Nebr.....42	Bosler, Wyo.....1, 2	*Chapman, Utah.....3	Colton, Wash.....85	*Colton, Nebr.....1, 2	
*Adelaide, Idaho.....20	Asherville, Kans.....26	Beloit, Kans.....26	*Boulder, Ore.....20	Chapman, Kans. H,24	Chappell, Nebr.....1, 2	Chase, Calif.....3	
Adrian, Ore.....64	Ashton, Idaho	*Belt, Idaho.....39, 57	Boulder City, Nev.....10	Chapman, Nebr.	*Chase, Idaho.....79	Columbia, Nebr. A, B,	
Afton, Calif.....3	O, R, S, 36, 39, 40	Belvidere, Idaho.....67	*Boulter, Utah.....3	C, G, 1, 2, 17, 44, 46,	Chatcolet, Idaho.....79	C, G, 1, 2, 17, 44, 46,	
Agate, Colo.....24	Aspen, Wyo.....1, 2	Belvidere, Nebr.....52	*Boyd, Nev.....3	47, 89	Chattanooga, Idaho.....79	47, 89	
*Alben, Idaho.....56	Assaria, Kans.....27	Belvues, Kans.....24	*Boyd Lake, Colo.....18	Cheney, Wash.....	Chattanooga, Nebr. A, B,	C, G, 1, 2, 17, 44, 46,	
Alkins, Kans.....52	Athens, Ore.....84	Bend, Ore.....86	Boyer, Colo.....24	20, 21	Chattanooga, Wash.....Z,	47, 89	
Albany, Wyo.....33	*Atkinson, Utah.....32	*Benicia, Calif.....14	Bracken, Nev.....3	*Chemung, Colo.....24	Chattanooga, Wyo.....1, 2	47, 89	
Albin, Wyo.....42	*Attalia, Wash.74,78	Bennett, Colo.....24	Bradley, Idaho.....79	Cheney, Wash.....	Chattanooga, Wyo.....1, 2	47, 89	
Albion, Nebr.....47	Atwood, Colo.....17	Bennington, Kans.....26	Brady, Nebr.....1, 2, 17	Cherokee, Wyo.....1, 2	Chattanooga, Wyo.....1, 2	47, 89	
Albion, Wash.....76	Auburn, Calif.....17	*Benson Jct., Utah.37	Brainard, Nebr.....45	Chester, Idaho.....39	Chattanooga, Wyo.....1, 2	47, 89	
Alda, Nebr.....1, 2, 17	*Auburn, Colo.....14	Benton City, Wash.78	Brantwell, Idaho.....67	Chester, Wash.....79	Chattanooga, Wyo.....1, 2	47, 89	
Alexander, Ida.....20	Auburn, Wash.....20	Beowawe, Nev.....14	*Brant, Calif.....3	Chew, Wash.....74	Chattanooga, Wyo.....1, 2	47, 89	
Alexandria, Nebr.....52	Ault, Colo.....30	Berger, Idaho.....60	Bremen, Kans.....52	Chew, Wash.....74	Chattanooga, Wyo.....1, 2	47, 89	
*Alfalfa Center, Nebr.	*Avon, Utah.....12	Berkeley, Calif. B,E,14	Bridale Veil, Ore.....20	Cheyenne, Wyo. A, B,	Chattanooga, Wyo.....1, 2	47, 89	
1, 2	Axtell, Kans.....53	*Berryman, Wash.....80	Bridgeport, Kans.....27	C, D, E, F, J, K, O,	Chattanooga, Wyo.....1, 2	47, 89	
Alhambra.....A, D, 3, 7	Ayer, Wash. K, L, T,	Beryl, Utah.....3	Bridger, Wyo.....1, 2	1, 2, 3, 14, 17, 20, 30, 42, 91	Chattanooga, Wyo.....1, 2	47, 89	
Alice, Ore.....72	W, X, 74, 76, 77	Bessie, Idaho.....20	Brigham City	Chattanooga, Wyo.....1, 2	Chattanooga, Wyo.....1, 2	47, 89	
Alida, Kans.....25		Beverly, Kans.....28	Utah. 36, 38	Chattanooga, Wyo.....1, 2	Chattanooga, Wyo.....1, 2	47, 89	
Allendale, Idaho.....68		Bickel, Idaho.....60	Brighton, Colo.17,18,30	Chattanooga, Wyo.....1, 2	Chattanooga, Wyo.....1, 2	47, 89	
Almot, Wash.....77		*Big Eddy, Idaho.....67	Brookwater, Nebr.....42	Chattanooga, Wyo.....1, 2	Chattanooga, Wyo.....1, 2	47, 89	
*Alpowa, Wash.....77		Biggam, Wash.....78	Brockhoff, Nebr.....42	Chattanooga, Wyo.....1, 2	Chattanooga, Wyo.....1, 2	47, 89	
Altair, Kans.....28		Biggs, Ore.....20	Brogan, Ore.....70	Chattanooga, Wyo.....1, 2	Chattanooga, Wyo.....1, 2	47, 89	
Altamont, Wyo.....1, 2		Biggs Jct., Ore.....87	Brookville, Kans.....24	Chattanooga, Wyo.....1, 2	Chattanooga, Wyo.....1, 2	47, 89	
*Amalgam, Idaho.....60		Big Springs, Idaho.39	Broughton, Kans.....25	Chattanooga, Wyo.....1, 2	Chattanooga, Wyo.....1, 2	47, 89	
American Falls,		Big Springs, Nebr.....1, 2, 17	*Brown, Nev.....3	Chattanooga, Wyo.....1, 2	Chattanooga, Wyo.....1, 2	47, 89	
Ida.....20		Birdwood, Neb.....17	Browndale, Kans.....25	Chattanooga, Wyo.....1, 2	Chattanooga, Wyo.....1, 2	47, 89	
American Fork,		Bishop, Wash.....77	*Browning, Utah.....36	Chattanooga, Wyo.....1, 2	Chattanooga, Wyo.....1, 2	47, 89	
Utah.....5		Bitter Creek, Wyo.1, 2	*Brownson, Nebr.1, 2	Chattanooga, Wyo.....1, 2	Chattanooga, Wyo.....1, 2	47, 89	
Ames, Nebr.....1, 2, 17		Black Buttes, Wyo.1, 2	*Broxon, Idaho.....20	Chattanooga, Wyo.....1, 2	Chattanooga, Wyo.....1, 2	47, 89	
Amherst, Nebr.....43		Blackfoot, Ida. O, R,	Bruce, Nebr.....1, 2, 17	Chattanooga, Wyo.....1, 2	Chattanooga, Wyo.....1, 2	47, 89	
*Amsterdam, Ida.....60		36, 56	*Bruun, Ore.....20	Chattanooga, Wyo.....1, 2	Chattanooga, Wyo.....1, 2	47, 89	
Anaheim, Calif. A, D, 3, 9		Black Lake, Idaho.79	*Carroll, Wash.....20	Chattanooga, Wyo.....1, 2	Chattanooga, Wyo.....1, 2	47, 89	
Anan, Nebr.....52		Black Rock, Utah.....3	*Carroll, Wash.....20	Chattanooga, Wyo.....1, 2	Chattanooga, Wyo.....1, 2	47, 89	
*Anderson, Idaho.....36		Black Wolf, Kans.....24	*Carter, Wyo.....1, 2	Chattanooga, Wyo.....1, 2	Chattanooga, Wyo.....1, 2	47, 89	
*Ankeny, Wash.....74		*Black's Creek, Ida.20	Carter, Wyo.....1, 2	Chattanooga, Wyo.....1, 2	Chattanooga, Wyo.....1, 2	47, 89	
*Antelope, Wyo.....1, 2		Blaine, Idaho.....65	Cascade, Idaho.....67	Chattanooga, Wyo.....1, 2	Chattanooga, Wyo.....1, 2	47, 89	
Apex, Mont.....36		Blair, Kans.....53	Cascade Locks, Ore.	Chattanooga, Wyo.....1, 2	Chattanooga, Wyo.....1, 2	47, 89	
*Apex, Nev.....3		Blalock, Ore.....20	(See Cedar City, Ut)	Chattanooga, Wyo.....1, 2	Chattanooga, Wyo.....1, 2	47, 89	
*Appleton, Idaho.....61		Blas, Idaho.....20, 61	*Cass, Wyo.....1, 2	Chattanooga, Wyo.....1, 2	Chattanooga, Wyo.....1, 2	47, 89	
*Apple Valley, Ida.20		Bloom, Utah.....3	*Cass, Wyo.....1, 2	Chattanooga, Wyo.....1, 2	Chattanooga, Wyo.....1, 2	47, 89	
*Ara, Colo.....42		Blue Canyon, Calif.14	*Cass, Wyo.....1, 2	Chattanooga, Wyo.....1, 2	Chattanooga, Wyo.....1, 2	47, 89	
*Arapahoe, Colo.....24		Blue Rapids, Kans.54	*Cass, Wyo.....1, 2	Chattanooga, Wyo.....1, 2	Chattanooga, Wyo.....1, 2	47, 89	
Arcadia, Ore.....20		*Bly, Calif.....3	*Cass, Wyo.....1, 2	Chattanooga, Wyo.....1, 2	Chattanooga, Wyo.....1, 2	47, 89	
*Archer, Wyo.....1, 2		Boardman, Ore.....20	*Cass, Wyo.....1, 2	Chattanooga, Wyo.....1, 2	Chattanooga, Wyo.....1, 2	47, 89	
Arco, Idaho.....56		Boelus, Nebr.....49	*Cass, Wyo.....1, 2	Chattanooga, Wyo.....1, 2	Chattanooga, Wyo.....1, 2	47, 89	
*Aroala, Kans.....24		Bogue, Kans.....28	*Cass, Wyo.....1, 2	Chattanooga, Wyo.....1, 2	Chattanooga, Wyo.....1, 2	47, 89	
Arden, Nev.....3		Boise, Ida. C, F, K, T,	*Cass, Wyo.....1, 2	Chattanooga, Wyo.....1, 2	Chattanooga, Wyo.....1, 2	47, 89	
*Arenita, Colo.....24		U, 20, 67	*Cass, Wyo.....1, 2	Chattanooga, Wyo.....1, 2	Chattanooga, Wyo.....1, 2	47, 89	
Arimo, Idaho.....36		Bond, Mont.....36	*Cass, Wyo.....1, 2	Chattanooga, Wyo.....1, 2	Chattanooga, Wyo.....1, 2	47, 89	
Arling, Idaho.....67		Bonner Springs,	*Cass, Wyo.....1, 2	Chattanooga, Wyo.....1, 2	Chattanooga, Wyo.....1, 2	47, 89	
Arlington, Ore. C, W,		Kans.....24	*Cass, Wyo.....1, 2	Chattanooga, Wyo.....1, 2	Chattanooga, Wyo.....1, 2	47, 89	
20, 74, 75, 76			*Cass, Wyo.....1, 2	Chattanooga, Wyo.....1, 2	Chattanooga, Wyo.....1, 2	47, 89	

Table of locations and table numbers for the western United States, including entries for Nevada, Idaho, Utah, and Oregon.

Table of locations and table numbers for the central United States, including entries for Wyoming, Colorado, and Nebraska.

Table of locations and table numbers for the eastern United States, including entries for Kansas, Oklahoma, and Missouri.

Stations marked with a square symbol are located on Divisions indicated by table numbers, but are not shown in folder tables.



COAST-TO-COAST THROUGH SLEEPING CAR SERVICE

Between New York City and Los Angeles

The Wolverine No. 17 Domliner City of Los Angeles No. 103 See Note 1 Page 7	New York and Los Angeles via New York Central and Overland Route	Domliner City of Los Angeles No. 104 Commodore Vanderbilt No. 68 See Note 2 Page 7	Broadway Limited No. 29 Domliner City of Los Angeles No. 103 See Note 3 Page 7	New York and Los Angeles via Pennsylvania Railroad and Overland Route	Domliner City of Los Angeles No. 104 Broadway Limited No. 28 See Note 4 Page 7
Example	New York Central	Example	Example	Pennsylvania Railroad	Example
5.35 SAT	Lv New York (E.S.T.) Ar Chicago (C.S.T.)	8.00 WED	5.00 SAT	Lv New York (E. S. T.) Ar N. Philadelphia (E.S.T.)	8.30 WED
11.15 SUN	Ar Chicago (C.S.T.) Lv New York (E.S.T.)	3.00 TUE	6.21 SAT	Lv N. Philadelphia (E.S.T.) Ar Pittsburgh (E.S.T.)	7.03 WED
			12.56 SUN	Lv Pittsburgh (E.S.T.) Ar Chicago (C. S. T.)	12.36 WED
	The Milwaukee Road		8.00 SUN	Ar Chicago (C. S. T.) Lv New York (E. S. T.)	4.00 TUE
6.45 SUN	Lv Chicago (C.S.T.) Ar Savannah	11.00 TUE	6.45 SUN	Lv Chicago (C.S.T.) Ar Savannah	11.00 TUE
8.59 "	" Marion (Cedar Rapids)	8.25 "	8.59 "	" Savannah	8.25 "
10.25 SUN	" Perry	7.04 "	10.25 SUN	" Marion (Cedar Rapids)	7.04 "
12.25 MON	Ar Omaha	4.51 "	12.25 MON	" Perry	4.51 "
3.00 MON	Lv Omaha	2.45 TUE	3.00 MON	Ar Omaha	2.45 TUE
	Union Pacific			Union Pacific	
3.10 MON	Lv Omaha	2.30 TUE	3.10 MON	Lv Omaha	2.30 TUE
5.10 "	" Grand Island	12.20 TUE	5.10 "	" Grand Island	12.20 TUE
6.55 "	Ar N. Platte (C.S.T.)	10.28 MON	6.55 "	Ar N. Platte (C.S.T.)	10.28 MON
7.00 "	Lv N. Platte (M.S.T.)	9.23 "	7.00 "	Lv N. Platte (M.S.T.)	9.23 "
7.44 "	" Sidney	7.42 "	7.44 "	" Sidney	7.42 "
9.30 "	Ar Cheyenne	6.20 "	9.30 "	Ar Cheyenne	6.20 "
9.40 "	Lv Cheyenne	6.10 "	9.40 "	Lv Cheyenne	6.10 "
11.01 "	" Laramie	4.50 "	11.01 "	" Laramie	4.50 "
12.56 "	" Rawlins	2.55 "	12.56 "	" Rawlins	2.55 "
3.25 "	" Green River	12.35 "	3.25 "	" Green River	12.35 "
6.55 "	" Ogden	9.10 "	6.55 "	" Ogden	9.10 "
7.50 "	" Salt Lake City	8.15 "	7.50 "	" Salt Lake City	8.15 "
10.54 MON	" Milford (M.S.T.)	4.58 MON	10.54 MON	" Milford (M.S.T.)	4.58 MON
2.40 TUE	Lv Las Vegas (P.S.T.)	11.10 SUN	2.40 TUE	Lv Las Vegas (P.S.T.)	11.10 SUN
7.45 "	Ar San Bernardino	6.08 "	7.45 "	Ar San Bernardino	6.08 "
8.10 "	" Riverside	5.43 "	8.10 "	" Riverside	5.43 "
9.10 "	" East Los Angeles	4.50 "	9.10 "	" East Los Angeles	4.50 "
9.30 TUE	Ar Los Angeles	4.30 SUN	9.30 TUE	Ar Los Angeles	4.30 SUN
9.35 TUE	Ar Alhambra	3.55 SUN	9.35 TUE	Ar Alhambra	3.55 SUN
9.50 "	Ar Pasadena	3.40 "	9.50 "	Ar Pasadena	3.40 "
10.10 "	Ar Glendale (City)	3.10 "	10.10 "	Ar Glendale (City)	3.10 "
10.20 "	Ar Anaheim	3.10 "	10.20 "	Ar Anaheim	3.10 "
10.05 "	Ar Long Beach	3.20 "	10.05 "	Ar Long Beach	3.20 "
10.35 TUE	Ar San Pedro (P.S.T.)	2.45 SUN	10.35 TUE	Ar San Pedro (P.S.T.)	2.45 SUN

On Saturdays only, sleeper leaves New York on train No. 69 at 5:00 p.m., and arrives Chicago at 8:00 a.m.; leaves Chicago on train No. 70 at 3:30 p.m., and arrives New York at 8:30 a.m.
Motor bus connections with main line trains at East Los Angeles. See tables 7, 8 and 9 for complete information on bus schedules to and from East Los Angeles.

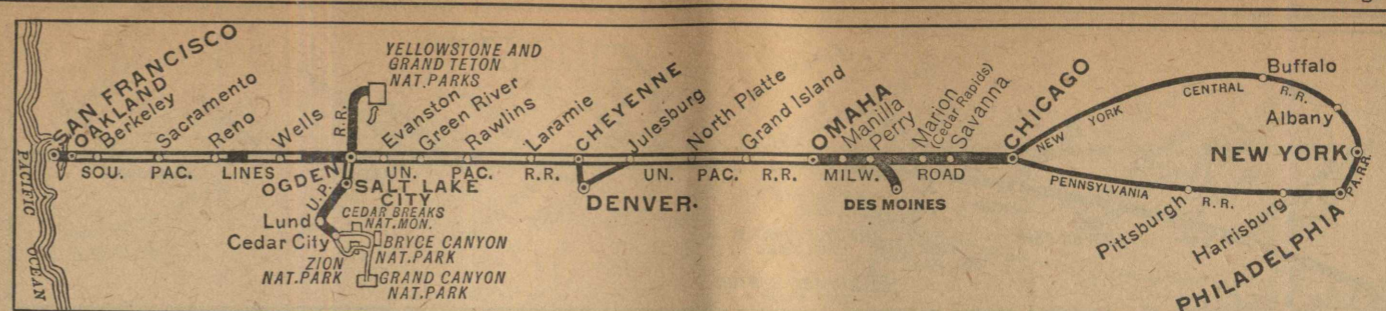
Coast-to-Coast Equipment

Nos. 17-103 and 104-68

Streamlined Sleeping Cars..New York City to Los Angeles—
10 Roomettes, 6 Double Bedrooms.
Los Angeles to New York City—
10 Roomettes, 6 Double Bedrooms.

Nos. 29-103 and 104-28

Streamlined Sleeping Cars..New York City to Los Angeles—
10 Roomettes, 6 Double Bedrooms.
Los Angeles to New York City—
10 Roomettes, 6 Double Bedrooms.



COAST-TO-COAST THROUGH SLEEPING CAR SERVICE

Between New York City and San Francisco

Commodore Vanderbilt No. 67 City of San Francisco No. 101 See Note 1	New York and San Francisco via New York Central and Overland Route	City of San Francisco No. 102 Commodore Vanderbilt No. 68 See Note 2	Broadway Limited No. 29 City of San Francisco No. 101 See Note 3	New York and San Francisco via Pennsylvania Railroad and Overland Route	City of San Francisco No. 102 Broadway Limited No. 28 See Note 4
EXAMPLE	New York Central	EXAMPLE	EXAMPLE	Pennsylvania Railroad	EXAMPLE
4.30 SAT	Lv New York (E.S.T.) Ar Chicago (C.S.T.)	8.00 WED	5.00 SAT	Lv New York (E.S.T.) Ar N. Philadelphia (E.S.T.)	8.30 WED
7.30 SUN	Ar Chicago (C.S.T.) Lv New York (E.S.T.)	3.00 TUE	6.21 SAT	Lv N. Philadelphia (E.S.T.) Ar Pittsburgh (E.S.T.)	7.03 WED
			12.56 SUN	Lv Pittsburgh (E.S.T.) Ar Chicago (C.S.T.)	12.36 WED
	The Milwaukee Road		8.00 SUN	Ar Chicago (C.S.T.) Lv New York (E.S.T.)	4.00 TUE
6.30 SUN	Lv Chicago (C.S.T.) Ar Savannah	11.15 TUE	6.30 SUN	Lv Chicago (C.S.T.) Ar Savannah	11.15 TUE
8.44 SUN	" Marion (Cedar Rapids)	8.40 "	8.44 "	" Savannah	8.40 "
10.10 SUN	" Perry	7.19 "	10.10 SUN	" Marion (Cedar Rapids)	7.19 "
12.10 MON	Ar Omaha	5.06 "	12.10 MON	" Perry	5.06 "
2.45 MON	Lv Omaha	3.00 TUE	2.45 MON	Ar Omaha	3.00 TUE
	Union Pacific			Union Pacific	
2.55 MON	Lv Omaha	2.50 TUE	2.55 MON	Lv Omaha	2.50 TUE
4.55 "	" Grand Island	12.40 TUE	4.55 "	" Grand Island	12.40 TUE
6.40 "	Ar N. Platte (C. S. T.)	10.48 MON	6.40 "	Ar N. Platte (C. S. T.)	10.48 MON
5.45 "	Lv N. Platte (M. S. T.)	9.43 "	5.45 "	Lv N. Platte (M. S. T.)	9.43 "
7.29 "	" Sidney	8.02 "	7.29 "	" Sidney	8.02 "
9.15 "	Ar Cheyenne	6.40 "	9.15 "	Ar Cheyenne	6.40 "
9.25 "	Lv Cheyenne	6.30 "	9.25 "	Lv Cheyenne	6.40 "
10.46 "	" Laramie	5.12 "	10.46 "	" Laramie	5.12 "
12.41 "	" Rawlins	3.25 "	12.41 "	" Rawlins	3.25 "
3.10 "	" Green River	1.05 "	3.10 "	" Green River	1.05 "
6.30 MON	Ar Ogden (M.S.T.)	9.40 MON	6.30 MON	Ar Ogden (M. S. T.)	9.40 MON
	Southern Pacific			Southern Pacific	
6.50 MON	Lv Ogden (M.S.T.)	9.20 MON	6.50 MON	Lv Ogden (M.S.T.)	9.20 MON
2.50 TUE	" Reno (P.S.T.)	11.14 SUN	2.50 TUE	" Reno (P.S.T.)	11.14 SUN
7.30 "	" Truckee	6.43 "	7.30 "	" Truckee	6.43 "
7.40 "	Ar Sacramento	6.34 "	7.40 "	Ar Sacramento	6.43 "
9.21 "	Lv Sacramento	7.30 "	9.21 "	Lv Sacramento	6.34 "
9.32 "	Ar Berkeley	4.48 "	9.32 "	Ar Berkeley	4.48 "
10.00 "	" Oakland (16th St.)	4.40 "	10.00 "	" Oakland (16th St.)	4.40 "
10.20 TUE	" Oakland Pier	4.33 "	10.20 TUE	" Oakland Pier	4.33 "
	Ar San Francisco (P.S.T.)	4.00 SUN		Ar San Francisco (P.S.T.)	4.00 SUN

Note 1: Sleeping Cars from New York — Operate Westbound Via New York Central
— ODD DAYS: August, November and December
— EVEN DAYS: June, July, September and October

Note 2: Sleeping Cars from Los Angeles and San Francisco — Eastbound
— EVEN DAYS: August, November and December
— ODD DAYS: June, July, September and October

Note 3: Sleeping Cars from New York — Operate Westbound Via Pennsylvania Railroad
— EVEN DAYS: August, November and December
— ODD DAYS: June, July, September and October

Note 4: Sleeping Cars from Los Angeles and San Francisco — Eastbound
— ODD DAYS: August, November and December
— EVEN DAYS: June, July, September and October

On Saturdays only, sleeper leaves New York on train No. 69 at 5:00 p.m., and arrives Chicago at 8:00 a.m.
On Saturdays only, sleeper leaves Chicago on train No. 70 at 3:30 p.m., and arrives New York at 8:30 a.m.

Conditional stop; consult agent or conductor.

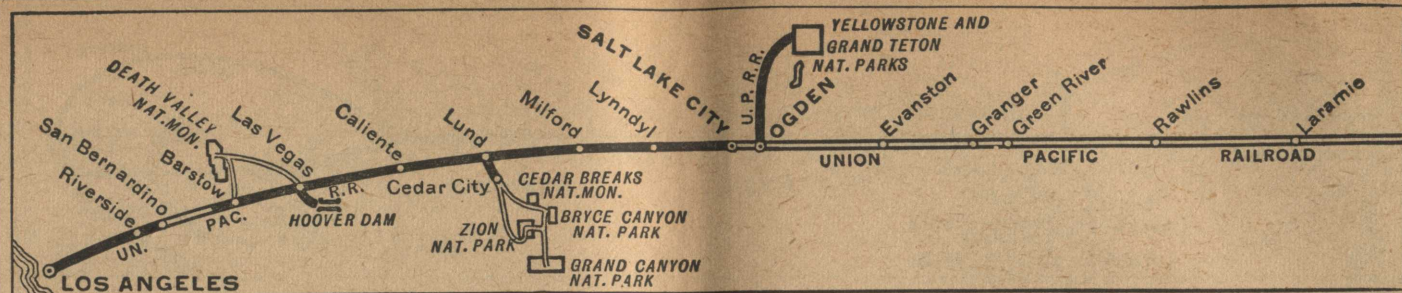
Nos. 67-101 and 102-68

Streamlined Sleeping Cars..New York City to San Francisco—
10 Roomettes, 6 Double Bedrooms.
San Francisco to New York City—
10 Roomettes, 6 Double Bedrooms.

Coast-to-Coast Equipment

Nos. 29-101 and 102-28

Streamlined Sleeping Cars..New York City to San Francisco—
10 Roomettes, 6 Double Bedrooms.
San Francisco to New York City—
10 Roomettes, 6 Double Bedrooms.



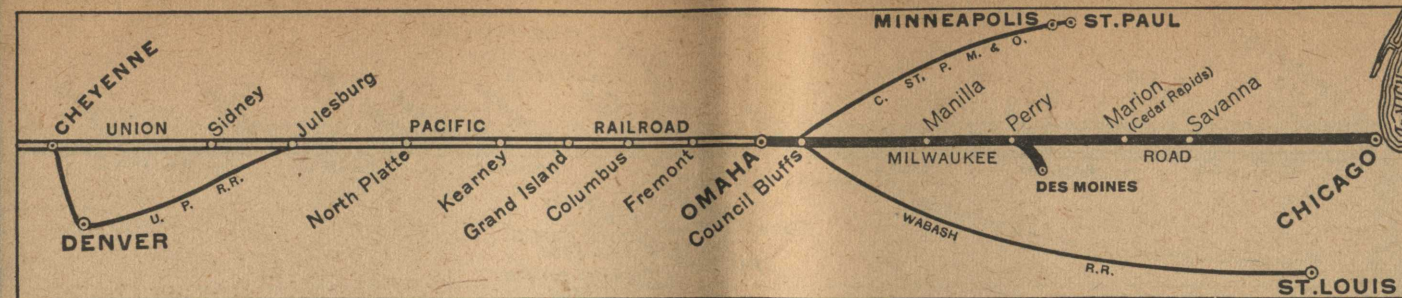
**CHICAGO to LOS ANGELES
via Omaha and Salt Lake City**

Table A Condensed Schedules All Trains Daily	Domeliner City of Los Angeles 103 Daily Example		The Challenger Domeliner 107 Daily Example		Stream- liner City of Las Vegas 115 Daily Example		Utah Parks Service 103-309 510-9 Daily Example Summer Season	
	Lv	Ar	Lv	Ar	Lv	Ar	Lv	Ar
Lv New York (E.S.T.) N.Y.C.	5.35 SA	11.15 SU						
Ar Chicago (C.S.T.)								
Lv New York (EST) Penn. RR.	5.00 SA	6.21 SA						
Ar N. Philadelphia (E.S.T.)	8.00 SU							
Lv Chicago (CST) C.M. St. P. & P.	6.45 SU	9.15 SU	5.50 SU	6.45 SU	5.50 SU	6.45 SU	8.10 MO	3.00 MO
Ar Omaha	3.00 MO	5.20 SU						
Lv Omaha (C.S.T.) Un. Pac.	3.10 MO	5.30 SU			10.05 MO	3.10 MO		
Ar Fremont					10.55 "			
Ar Columbus					11.47 "			
Ar Grand Island	5.10 "	7.31 "			1.05 "	5.10 "		
Ar Kearney					1.45 "			
Ar North Platte (C.S.T.)	6.55 "	9.15 "			3.35 "	6.55 "		
Lv North Platte (M.S.T.)	6.00 "	8.20 "			2.45 "	6.00 "		
Ar Sidney	7.44 "	9.57 "			4.57 "	7.44 "		
Ar Cheyenne	9.30 "	11.35 "			7.00 "	9.30 "		
Lv Cheyenne	9.40 "	11.45 SU			7.15 "	9.40 "		
Lv Laramie	11.01 "	12.59 MO			9.00 "	11.01 "		
Ar Rawlins	12.56 "	2.45 "			11.45 MO	12.56 "		
Ar Rock Springs					1.59 TU			
Ar Green River	3.25 "	5.05 "			3.15 "	3.25 "		
Ar Evanston	5.06 "	6.42 "			5.18 "	5.06 "		
Ar Ogden	6.45 "	8.15 "			7.00 "	6.45 "		
Ar Ogden	6.55 "	8.25 "			7.30 "	6.55 "		
Ar Salt Lake City	7.40 "	9.10 "			8.20 "	7.40 MO		
Lv Salt Lake City	7.50 "	9.20 "			9.30 "	11.00 MO		
Lv Milford	10.54 MO	12.23 MO			2.15 "	4.15 TU		
Ar Lund					3.00 TU	5.00 TU		
Ar Cedar City					4.15 TU	6.30 TU		
Lv Cedar City					11.59 TU	9.00 SA		
Lv Lund					3.00 TU	2.40 SU		
Lv Caliente (M.S.T.)					5.15 "	4.35 "		
Ar Las Vegas (P.S.T.)	2.40 TU	4.05 MO	4.30 SU	8.05 TU	6.35 "	5.15 "		
Ar San Bernardino	7.45 "	9.00 "	9.30 "	2.45 WE	11.59 "	9.00 "		
Ar Riverside			9.55 "	3.25 "	12.30 "	9.30 "		
Ar Pomona			10.25 "	4.20 "	1.05 "	10.25 "		
Ar East Los Angeles	9.10 "	10.25 "	10.55 "	5.00 "	1.40 "	10.25 "		
Ar Los Angeles (P.S.T.)	9.30 TU	10.45 MO	11.15 SU	5.30 WE	2.00 SU	9.30 TU		
Ar Alhambra	9.35 TU	10.50 MO			2.05 SU	9.35 TU		
Ar Pasadena	9.50 TU	11.05 MO			2.20 SU	9.50 TU		
Ar Glendale (City)	10.10 TU	11.30 MO			2.45 SU	10.10 TU		
Ar Anaheim	10.20 TU	11.35 MO			2.50 SU	10.20 TU		
Ar Long Beach	10.05 TU	11.20 MO			2.35 SU	10.05 TU		
Ar San Pedro (P.S.T.)	10.35 TU	11.55 MO			3.05 SU	10.35 TU		

Footnotes for Page 8

- Special Coach Seat Reservation Charge June 9 to September 15. See Page 44.
- ▲ Special Coach Seat Reservation Charge June 17 to September 15. See Page 44.
- Conditional stop; see Tables 1 or 3.
- ◆ Motor bus connections at East Los Angeles. See tables 7, 8 and 9 for complete information on bus schedules to and from East Los Angeles.
- Limited handling of checked baggage on these trains; consult agent.

- ▲ Motor Bus between Lund and Cedar City.
- △ See Table 4, page 31, for condensed schedule of all service to the Utah-Arizona Parks from the East and from Los Angeles.
- (C.S.T.) Central standard time.
- (M.S.T.) Mountain standard time.
- (P.S.T.) Pacific standard time.
- Time from 12.01 midnight to 12.00 noon shown in light face type.
- Time from 12.01 noon to 12.00 midnight shown in heavy face type.



**LOS ANGELES to CHICAGO
via Salt Lake City and Omaha**

Table A Condensed Schedules All Trains Daily	Domeliner City of Los Angeles 104 Daily Example		The Challenger Domeliner 108 Daily Example		Stream- liner City of Las Vegas 116 Daily Example		Utah Parks Service 10-309 510-104 Daily Exam. Summer Season	
	Lv	Ar	Lv	Ar	Lv	Ar	Lv	Ar
Lv San Pedro (P.S.T.)	2.45 SU	12.10 SU						
Lv Long Beach	3.20 SU	12.45 SU						
Lv Anaheim	3.10 SU	12.50 SU						
Lv Glendale (City)	3.10 SU	12.55 SU						
Lv Pasadena	3.40 "	1.20 "						
Lv Alhambra	3.55 SU	1.35 SU						
Lv Los Angeles (P.S.T.)	4.30 SU	2.00 SU	8.00 SU	10.00 SU	11.45 SU	11.45 SU		
Ar East Los Angeles	4.50 "	2.20 "	8.20 "	10.20 "	12.05 "	12.05 "		
Ar Pomona			8.45 "	10.55 "	12.35 "	12.35 "		
Ar Riverside			9.15 "	11.55 SU	1.05 "	1.05 "		
Ar San Bernardino	6.08 "	3.30 "	9.40 "	12.30 "	1.30 "	1.30 "		
Lv Las Vegas (P.S.T.)	11.20 SU	8.50 SU	3.00 SU	7.20 "	7.15 "	7.15 "		
Lv Cheyenne				11.15 SU	11.00 SU	11.00 SU		
Ar Lund				1.15 MO	12.45 MO	12.45 MO		
Ar Cedar City				4.15 MO	6.30 MO	6.30 MO		
Lv Cedar City				11.59 MO	9.00 SU	9.00 SU		
Lv Lund				1.15 MO	10.25 SU	10.25 SU		
Ar Milford	4.58 MO	2.28 MO		2.05 "	11.50 SU	11.50 SU		
Ar Salt Lake City	8.05 "	5.35 "		6.00 "	4.30 MO	4.30 MO		
Lv Salt Lake City	8.15 "	5.45 "		6.45 "	8.15 MO	8.15 MO		
Ar Ogden	9.00 "	6.30 "		7.40 "	9.00 "	9.00 "		
Lv Ogden	9.10 "	6.40 "		8.45 "	9.10 "	9.10 "		
Ar Evanston	10.44 "	8.09 "		10.40 MO	10.44 "	10.44 "		
Ar Green River	12.35 "	10.00 "		1.00 TU	12.35 "	12.35 "		
Ar Rock Springs				1.21 "				
Ar Rawlins	2.55 "	12.16 "		3.40 "	2.55 "	2.55 "		
Ar Laramie	4.50 "	2.07 "		6.20 "	4.50 "	4.50 "		
Ar Cheyenne	6.10 "	3.15 "		8.00 "	6.10 "	6.10 "		
Lv Cheyenne	6.20 "	3.25 "		8.15 "	6.20 "	6.20 "		
Lv Sidney	7.42 "	4.47 "		10.05 "	7.42 "	7.42 "		
Ar North Platte (M.S.T.)	9.23 "	6.28 "		12.15 "	9.23 "	9.23 "		
Lv North Platte (C.S.T.)	10.28 "	7.33 "		1.25 "	10.28 "	10.28 "		
Ar Kearney				3.10 "				
Ar Grand Island	12.20 TU	9.26 "		4.10 "	12.20 TU	12.20 TU		
Ar Columbus				5.16 "				
Ar Fremont				6.10 "				
Ar Omaha	2.30 TU	11.35 MO		7.00 TU	2.30 TU	2.30 TU		
Lv Omaha C.M. St. P. & P.	2.45 TU	11.45 MO		7.30 TU	2.45 TU	2.45 TU		
Ar Chicago (C.S.T.)	11.00 TU	7.55 TU		8.50 TU	11.00 TU	11.00 TU		
Lv Chicago (CT) Penn. RR	4.00 TU							
Ar N. Phila., Pa. (E.S.T.)	7.03 WE							
Ar New York (E.S.T.)	8.30 WE							
Lv Chicago (C.S.T.) N.Y.C.	3.00 TU							
Ar New York (E.S.T.)	8.00 WE							

Equipment for Page 9
NO. 104—Domeliner CITY OF LOS ANGELES—Daily
Cars to Chicago run via C. M. St. P. & P. east of Omaha.
Coach Seat Reservation Charge—See Page 44.
Radio and Recorded Musical Programs

Dome Lounge Car..... Los Angeles to Chicago—for sleeping car passengers.
Streamlined Sleeping Cars. Los Angeles to Chicago—11 Double Bedrooms.
Los Angeles to Chicago—5 Double Bedrooms—Club.
Los Angeles to Chicago—5 Double Bedrooms, 2 Compartments, 2 Drawing-rooms.
Los Angeles to Chicago—10 Roomettes, 6 Double Bedrooms.
Los Angeles to Chicago—2 Drawing-rooms, 4 Compartments, 4 Double Bedrooms.
Los Angeles to New York—10 Roomettes, 6 Double Bedrooms (N.Y.C. No. 68 east of Chicago). Car operates every other day—see Page 7.
Los Angeles to New York—10 Roomettes, 6 Double Bedrooms (P.R.R. No. 28 east of Chicago). Car operates every other day—see Page 7.
Los Angeles to Omaha—10 Roomettes, 6 Double Bedrooms (occupancy until 7:30 a.m.).

Reclining Seat—
Leg Rest Coaches..... Los Angeles to Chicago—all seats reserved.
Cafe Lounge Car..... Los Angeles to Chicago—moderately priced meals and lounge for coach passengers.

Dome Dining Car..... Club and a la carte service.

NO. 108—THE CHALLENGER Domeliner—DAILY
Cars to Chicago run via C. M. St. P. & P. east of Omaha.
Coach Seat Reservation Charge—See Page 44.

Dome Coach..... Los Angeles to Chicago—36 leg rest seats reserved; dome seats not reserved.

Reclining Seat—
Leg Rest Coaches..... Los Angeles to Chicago—all seats reserved.
Los Angeles to Omaha—all seats reserved.
Los Angeles to Salt Lake City—all seats reserved.

Club Lounge Car..... Los Angeles to Chicago.
Dining Car..... Los Angeles to Chicago—moderately priced meals.

NO. 116—Streamliner CITY OF LAS VEGAS—DAILY
Tickets not accepted for travel between stations in California.

Coaches..... Los Angeles to Las Vegas—advance reservations required.
Buffet-Lunch Counter..... Los Angeles to Las Vegas—all meals (continuous service, and refreshments).

NO. 6-8—DAILY
No. 6 to Ogden; No. 8 to Omaha; C. M. St. P. & P. No. 20 to Chicago.

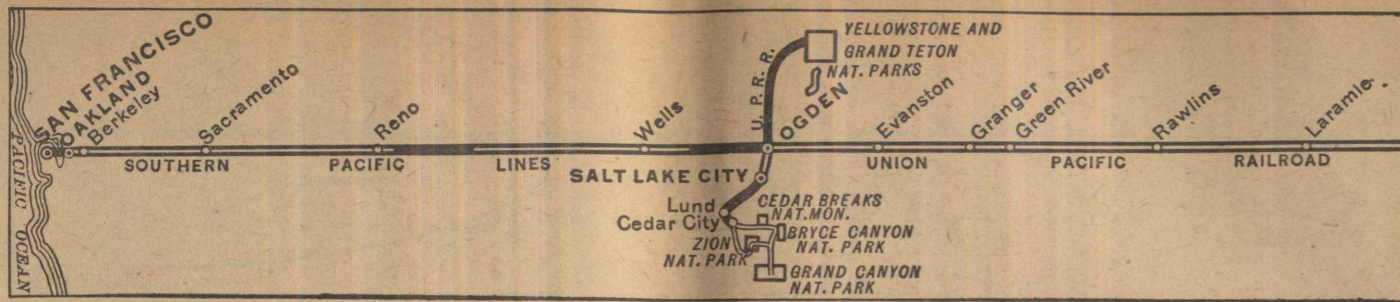
Streamlined Sleeping Cars. Los Angeles to Las Vegas—6 Sections, 6 Roomettes, 4 Double Bedrooms (occupancy until 8:00 a.m.).
Salt Lake City to Cheyenne—6 Sections, 6 Roomettes, 4 Double Bedrooms.

Reclining Seat Coaches..... Los Angeles to Omaha—seats not reserved.
Los Angeles to Chicago—seats not reserved.
Cafe Lounge Car..... Las Vegas to Omaha—moderately priced meal service.

Footnotes for Page 9

- Special Coach Seat Reservation Charge June 9 to September 15. See Page 44.
- ▲ Special Coach Seat Reservation Charge June 17 to September 15. See Page 44.
- ◆ Motor bus connections at East Los Angeles. See tables 7, 8 and 9 for complete information on bus schedules to and from East Los Angeles.
- Limited handling of checked baggage on these trains; consult agent.
- △ See Table 4, page 31, for condensed schedule of all service to the Utah-Arizona Parks from the East and from Los Angeles.

- ▲ Motor Bus between Lund and Cedar City.
- Conditional stop; see Tables 1 or 3.
- (C.S.T.) Central standard time.
- (M.S.T.) Mountain standard time.
- (P.S.T.) Pacific standard time.
- Time from 12.01 midnight to 12.00 noon shown in light face type.
- Time from 12.01 noon to 12.00 midnight shown in heavy face type.



NEW YORK and CHICAGO to SAN FRANCISCO via Omaha

Table B Condensed Schedules All Trains Daily		Streamliner City of San Francisco 101 ● Daily Example	Train 27 ▲ Daily Example	Advance Coach Seat Reservations Required on No. 101
Lv New York (E.S.T.) N.Y.C.	4.30 SAT	7.30 SUN	No. 27 carries only a Rider Coach	
Ar Chicago (C.S.T.)	6.21 SAT	8.00 SUN		
Lv New York (EST) Penn.R.R.	5.00 SAT		between Omaha and Green River	
Lv N. Phila., Pa. (E.S.T.)	6.21 SAT			
Ar Chicago (C.S.T.)	8.00 SUN			
C. M. St. P. & P.				
Lv Chicago (C.S.T.)	6.30 SUN			
Lv Savannah	8.44 "			
Lv Marion (Cedar Rapids)	10.10 SUN			
Lv Perry	12.10 MON			
Ar Omaha	2.45 MON			
Union Pacific				
Lv Omaha (C.S.T.)	2.55 MON	10.30 SUN		
" Fremont	4.00 "	11.15 SUN		
" Columbus	4.55 "	12.12 MON		
" Grand Island	5.45 "	1.30 "		
" Kearney	6.40 "	2.08 "		
Ar North Platte (C.S.T.)	7.29 "	4.15 "		
Lv North Platte (M.S.T.)	5.45 "	3.30 "		
" Sidney	7.29 "	5.45 "		
Ar Cheyenne	9.15 "	8.00 "		
Lv Cheyenne	9.25 "	8.30 "		
" Laramie	10.46 "	10.10 "		
" Rawlins	12.41 "	12.30 "		
" Rock Springs	3.00 "	3.04 "		
Ar Green River	3.10 "	3.35 "		
Lv Green River	3.10 "	4.40 "		
" Evanston	4.51 "	6.35 "		
Ar Ogden (M.S.T.)	6.30 MON	8.30 MON		
Lv Salt Lake City (M.S.T.)		▲ 7.30 MON		
Southern Pacific				
Lv Ogden (M.S.T.)	6.50 MON	9.35 MON		
" Reno (P.S.T.)	2.50 MON	7.37 TUE		
" Truckee	3.00 MON	8.34 TUE		
Ar Sacramento	7.30 TUE	12.40 "		
Lv Sacramento	7.40 TUE	12.50 "		
Ar Berkeley	9.21 "	2.40 "		
" Oakland (16th St.)	9.32 "	2.52 "		
" Oakland Pier	9.45 "	3.05 "		
Ar San Francisco (P.S.T.)	10.20 TUE	3.45 TUE		

Equipment for Page 10

NO. 101—Streamliner CITY OF SAN FRANCISCO—Daily

Cars from Chicago run via C. M. St. P. & P. to Omaha; U. P. to Ogden; S. P. to San Francisco. Club Lounge Car @..... Chicago to San Francisco (Radio, bath, valet service). Streamlined Sleeping Cars. New York to San Francisco—10 Roomettes, 6 Double Bedrooms (P.R.R. No. 29 to Chicago). Car operates every other day—see Page 7. New York to San Francisco—10 Roomettes, 6 Double Bedrooms (N.Y.C. No. 67 to Chicago). Car operates every other day—see Page 7. Chicago to San Francisco—Drawing-rooms, Compts., Double Bedrooms, Roomettes, Sections.

Reclining Seat— Leg Rest Coaches..... Chicago to San Francisco—all seats reserved. Cafe Lounge Car..... Chicago to San Francisco—Moderately priced meals and lounge for coach passengers. Dining Car..... Club and a la carte service.

NO. 27—DAILY

No. 27 to Green River; No. 10 to Ogden; S. P. 27 to San Francisco. Between Omaha and Green River No. 27 carries only a rider coach for passengers; no sleeping car; no dining car.

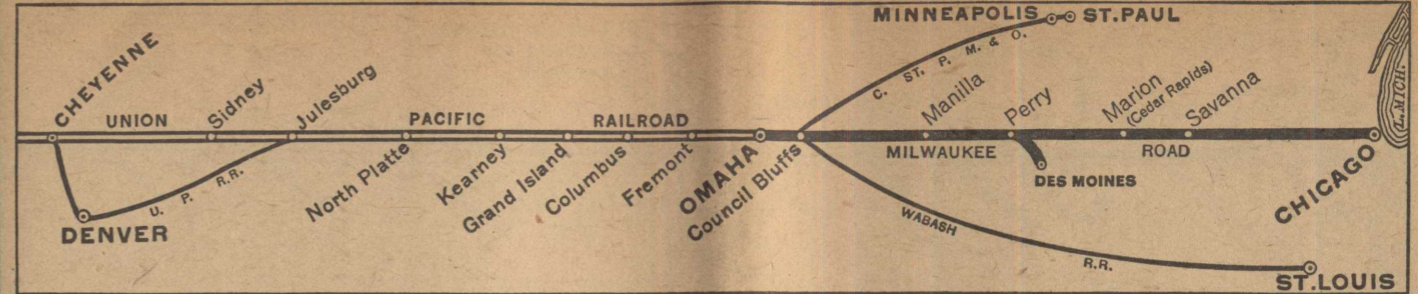
Dome Lounge Car..... Ogden to San Francisco. Streamlined Sleeping Cars. Ogden to San Francisco—6 Sections, 6 Roomettes, 4 Bedrooms (No. 9 from St. Louis). Salt Lake City to San Francisco—6 Sections, 6 Roomettes, 4 Double Bedrooms (No. 29 to Ogden). Reclining Seat Coaches..... Omaha to Green River. Green River to San Francisco (No. 9 from St. Louis—leg rest seats, all reserved). Dining Car..... Green River to San Francisco—club and a la carte service.

Passengers enjoy Ferry Steamer between Oakland Pier and San Francisco; opportunity to view and photograph the Bay Bridge, Alcatraz, Ocean-going Steamers and San Francisco Skyline

Footnotes for Page 10

- ⊕ These lounge cars are for exclusive use of sleeping car passengers. The City of San Francisco has a lounge car for coach passengers.
- Limited handling of checked baggage on this train; consult agent.
- ▲ On the S. P. this train does not handle checked baggage for local points between Ogden and Sacramento.

- ▲ Leaves at 6:45 p.m. until June 17.
- ⊖ Conditional stop; see Table 1. (E.S.T.) Eastern standard time. (M.S.T.) Mountain standard time.
- (f) Stops only on signal. (C.S.T.) Central standard time. (P.S.T.) Pacific standard time.
- Time from 12:01 midnight to 12:00 noon shown in light face type. Time from 12:01 noon to 12:00 midnight shown in heavy face type.



SAN FRANCISCO to CHICAGO, and NEW YORK via Omaha

Table B Condensed Schedules All Trains Daily	Streamliner City of San Francisco 102 ● Daily Example	Train 28 ▲ Daily Example	Advance Coach Seat Reservations Required on No. 102
Southern Pacific			
Lv San Francisco (P.S.T.)	4.00 SUN	10.50 SUN	
" Oakland Pier	4.35 "	11.22 "	
" Oakland (16th St.)	4.40 "	11.31 "	
" Berkeley	4.48 "	11.40 "	
Ar Sacramento	6.34 "	1.39 "	
Lv Sacramento	6.43 "	1.44 "	
" Truckee	6.45 "	5.27 "	
" Reno (P.S.T.)	11.14 SUN	6.38 SUN	
Ar Ogden (M.S.T.)	9.20 MON	6.10 MON	
Union Pacific			
Ar Salt Lake City (M.S.T.)		8.20 MON	
Lv Ogden (M.S.T.)	9.40 MON	6.50 MON	
" Evanston	11.14 "	8.29 "	
Ar Green River	12.55 "	10.10 "	
Lv Green River	1.05 "	11.15 "	
" Rock Springs		11.42 "	
" Rawlins	3.25 "	2.05 "	
" Laramie	5.12 "	4.35 "	
Ar Cheyenne	6.30 "	6.00 "	
Lv Cheyenne	6.40 "	7.15 "	
" Sidney	8.02 "	9.10 "	
Ar North Platte (M.S.T.)	9.43 "	11.15 MON	
Lv North Platte (C.S.T.)	10.48 "	12.45 TUE	
" Kearney	1.00 MON	2.39 "	
" Grand Island	12.40 TUE	3.50 "	
" Columbus	1.00 "	5.00 "	
" Fremont	1.00 "	5.55 "	
Ar Omaha	2.50 TUE	6.45 TUE	
C. M. St. P. & P.			
Lv Omaha	3.00 TUE	No. 28 carries only a Rider Coach	
Ar Perry	5.06 "	between Green River and Omaha	
" Marion (Cedar Rapids)	7.19 "		
" Savannah	8.40 "		
Ar Chicago (C.S.T.)	11.15 TUE		
Lv Chicago (C.S.T.) N.Y.C.	3.00 TUE		
Ar New York (E.S.T.)	8.00 WED		
Lv Chicago (C.S.T.) Penn.R.R.	4.00 TUE		
Ar N. Phila., Pa. (E.S.T.)	7.03 WED		
Ar New York (E.S.T.)	8.30 WED		

Equipment for Page 11

NO. 102—Streamliner CITY OF SAN FRANCISCO—Daily

Runs via S. P. to Ogden, and via C. M. St. P. & P. east of Omaha. Club Lounge Car @..... San Francisco to Chicago (Radio, bath, valet service). Streamlined Sleeping Cars. San Francisco to New York—10 Roomettes, 6 Double Bedrooms (P.R.R. No. 28 east of Chicago). Car operates every other day—see Page 7. San Francisco to New York—10 Roomettes, 6 Double Bedrooms (N.Y.C. No. 68 east of Chicago). Car operates every other day—see Page 7. San Francisco to Chicago—Drawing rooms, Compts., Double Bedrooms, Roomettes, Sections.

Reclining Seat— Leg Rest Coaches..... San Francisco to Chicago—all seats reserved. Cafe Lounge Car..... San Francisco to Chicago—Moderately priced meals and lounge for coach passengers. Dining Car..... Club and a la carte service.

NO. 28—DAILY

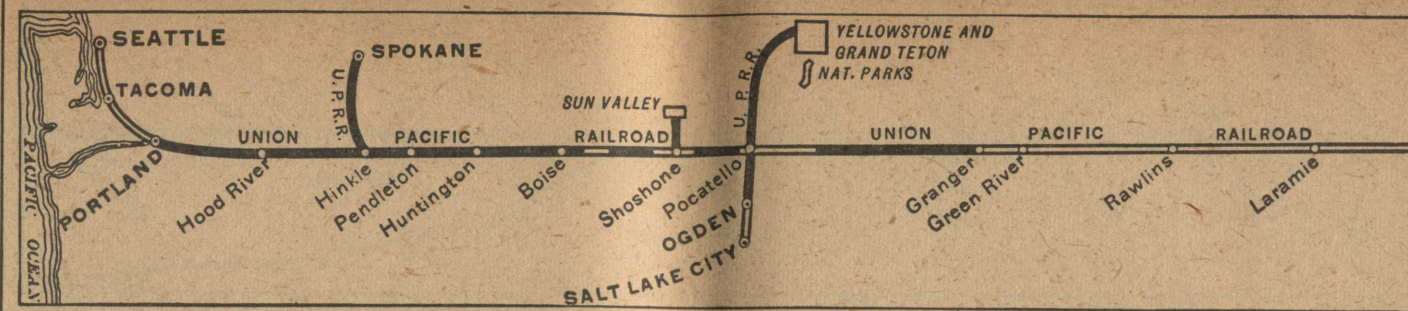
S. P. No. 28 to Ogden; No. 10 to Green River; No. 28 to Omaha. Between Green River and Omaha No. 28 carries only a rider coach for passengers; no sleeping car; no dining car.

Dome Lounge Car..... San Francisco to Ogden. Streamlined Sleeping Cars. San Francisco to Ogden—6 Sections, 6 Roomettes, 4 Double Bedrooms (U.P.-Wab. 10 to St. Louis). San Francisco to Salt Lake City—6 Sections, 6 Roomettes, 4 Double Bedrooms (No. 30 south of Ogden). Reclining Seat Coaches..... San Francisco to Green River (No. 10 to St. Louis—leg rest seats, all reserved). Green River to Omaha. Dining Car..... San Francisco to Green River—club and a la carte service.

Footnotes for Page 11

- ⊕ These lounge cars are for exclusive use of sleeping car passengers. The City of San Francisco has a lounge car for coach passengers.
- Limited handling of checked baggage on this train; consult agent.
- ▲ On the S. P. this train does not handle checked baggage for local points between Ogden and Sacramento.

- ⊖ Conditional stop; see Table 2. (E.S.T.) Eastern standard time. (M.S.T.) Mountain standard time. Time from 12:01 midnight to 12:00 noon shown in light face type. Time from 12:01 noon to 12:00 midnight shown in heavy face type.
- (f) Stops only on signal. (C.S.T.) Central standard time. (P.S.T.) Pacific standard time.



CHICAGO to PORTLAND and SEATTLE via Omaha

Table C Condensed Schedules All Trains Daily		Domeliner City of Portland 105 Daily Example	City of Portland— Yel. Special 105-35 Summer Season Example	Yel. Special Portland Rose 36-17 Summer Season Example	Advance Coach Seat Reservations Required on No. 105
Lv Chicago (C.S.T.)	4.45 SUN	4.45 SUN			
Ar Omaha	1.00 MON	1.00 MON			
Union Pacific					
Lv Omaha	1.10 MON	1.10 MON			
Ar Fremont	1.26 MON	1.26 MON			
Ar Columbus	1.42 MON	1.42 MON			
Ar Grand Island	1.58 MON	1.58 MON			
Ar Kearney	2.14 MON	2.14 MON			
Ar North Platte (C.S.T.)	2.30 MON	2.30 MON			
Ar North Platte (M.S.T.)	2.46 MON	2.46 MON			
Ar Sidney	3.02 MON	3.02 MON			
Ar Cheyenne	3.18 MON	3.18 MON			
Ar Cheyenne	3.34 MON	3.34 MON			
Ar Laramie	3.50 MON	3.50 MON			
Ar Rawlins	4.06 MON	4.06 MON			
Ar Rock Springs	4.22 MON	4.22 MON			
Ar Green River	4.38 MON	4.38 MON			
Ar Kemmerer	4.54 MON	4.54 MON			
Ar Montpelier	5.10 MON	5.10 MON			
Ar Pocatello	5.26 MON	5.26 MON			
Ar West Yellowstone	7.30 TUE	7.30 TUE			
Lv West Yellowstone	7.30 MON	7.30 MON			
Lv Pocatello	5.55 MON	10.20 TUE			
Ar Mindoka	7.32 MON	11.30 TUE			
Ar Shoshone	7.32 MON	12.30 TUE			
Lv Shoshone	7.35 MON	12.40 TUE			
Ar Sun Valley (Ketchum)	9.35 MON	2.40 TUE			
Lv Sun Valley (Ketchum)	5.25 MON	10.25 TUE			
Ar Shoshone	7.25 MON	12.25 TUE			
Lv Shoshone	7.32 MON	12.30 TUE			
Ar Glens Ferry	8.25 MON	1.50 TUE			
Ar Boise	9.40 MON	3.35 TUE			
Ar Nampa	10.08 MON	4.15 TUE			
Ar Ontario	11.40 MON	5.24 TUE			
Ar Huntington (M.S.T.)	11.40 MON	6.30 TUE			
Lv Huntington (P.S.T.)	10.40 MON	5.40 TUE			
Ar Baker	11.53 MON	7.02 TUE			
Ar La Grande	1.05 TUE	8.35 TUE			
Lv Pendleton	3.10 TUE	11.00 TUE			
Ar Hinkle	3.50 TUE	11.59 TUE			
Ar Arlington	5.30 TUE	1.32 WED			
Ar The Dalles	6.01 TUE	3.00 WED			
Ar Hood River	6.01 TUE	3.45 WED			
Ar Portland	7.30 TUE	5.30 WED			
Lv Portland	9.00 TUE	9.00 WED			
Ar Tacoma	12.01 TUE	12.01 WED			
Ar Seattle (P.S.T.)	1.00 TUE	1.00 WED			

Equipment for Page 12
NO. 105—Domeliner CITY OF PORTLAND—DAILY
 C. M. St. P. & P. to Omaha; No. 457 Portland-Seattle.
Radio and Recorded Musical Programs

Dome Lounge Car..... Chicago to Portland—for sleeping car passengers.
 Streamlined Sleeping Cars..... Chicago to Portland—11 Double Bedrooms.
 Chicago to Portland—5 Double Bedrooms—club.
 Chicago to Portland—10 Roomettes, 6 Double Bedrooms.
 Chicago to Seattle—6 Roomettes, 4 Double Bedrooms, 6 Sections.
 Reclining Seat—
 Leg Rest Coaches..... Chicago to Portland—all seats reserved.
 Omaha to Portland—all seats reserved (occupancy 10:30 p.m.).
 Dome Coach..... Chicago to Portland—36 leg rest seats reserved; dome seats not reserved.
 Cafe Lounge Car..... Omaha to Portland—moderately priced meals and lounge for coach passengers.
 Dome Dining Car..... Chicago to Portland—Club and a la carte service.

NO. 105-35—CITY OF PORTLAND—YELLOWSTONE SPECIAL—DAILY
LEAVE CHICAGO JUNE 15 THROUGH SEPTEMBER 1
 C. M. St. P. & P. No. 105 to Omaha; U. P. No. 105 to Pocatello; No. 35 to West Yellowstone.

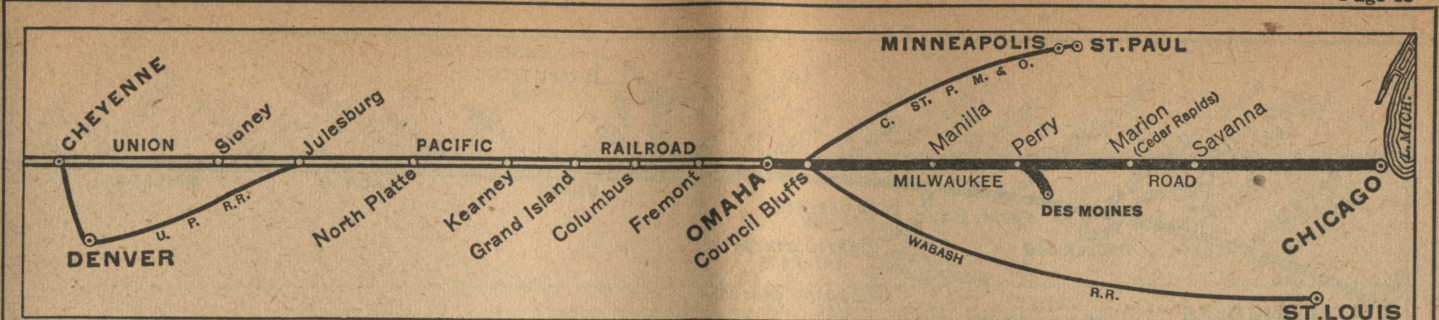
Club Lounge Service..... Chicago to West Yellowstone.
 Streamlined Sleeping Cars..... Chicago to Pocatello—Bedrooms, Roomettes, Sections.
 Pocatello to West Yellowstone—6 Sections, 6 Roomettes, 4 Double Bedrooms (open 5:45 p.m.).
 Reclining Seat Coaches..... Chicago to Pocatello—reserved seats.
 Pocatello to West Yellowstone—seats not reserved.
 Dome Dining Car..... Chicago to Pocatello.
 Cafe Lounge Car..... Omaha to Pocatello—moderately priced meals and lounge for coach passengers.

NO. 36-17—YELLOWSTONE SPECIAL—PORTLAND ROSE—DAILY
LEAVE WEST YELLOWSTONE JUNE 17 THROUGH SEPTEMBER 5
 No. 36 to Pocatello; No. 17 to Portland.

Club Lounge Service..... West Yellowstone to Portland.
 Streamlined Sleeping Car..... West Yellowstone to Portland—6 Sections, 6 Roomettes 4 Double Bedrooms (occupancy at Portland until 7:30 a.m.).
 Reclining Seat Coaches..... West Yellowstone to Pocatello; Pocatello to Portland—seats not reserved.
 Dining Car..... Pocatello to Portland.

Footnotes for Page 12

West Yellowstone, Montana, is gateway to Yellowstone National Park. Summer Season is from June 17 through September 3 for arrival at West Yellowstone.
 Conditional stop; see Table 1 or 20. (f) Stops only on signal.
 Motor Bus. This service is provided passengers arriving or departing Shoshone and holding through rail tickets to and from Sun Valley or Ketchum, Idaho.
 Limited handling of checked baggage on Train 105; consult agent.
 Daily train No. 457.
 (C.S.T.) Central Standard time. (M.S.T.) Mountain Standard time.
 (P.S.T.) Pacific Standard time.
 Time from 12.01 midnight to 12.00 noon shown in light face type.
 Time from 12.01 noon to 12.00 midnight shown in heavy face type.



SEATTLE and PORTLAND to CHICAGO via Omaha

Table C Condensed Schedules All Trains Daily		Domeliner City of Portland 106 Daily Example	Yel. Special City of Portland 36-106 Summer Season Example	Portland Rose 18-35 Summer Season Example	Advance Coach Seat Reservations Required on No. 106
Lv Seattle (P.S.T.)	12.30 SUN				
Ar Tacoma	1.26 SUN				
Ar Portland	4.30 SUN				
Lv Portland	5.00 SUN				
Ar Hood River	6.18 SUN				
Ar The Dalles	6.50 SUN				
Ar Arlington	8.30 SUN				
Ar Hinkle	9.08 SUN				
Ar Pendleton	11.10 SUN				
Ar La Grande	12.10 MON				
Ar Baker	1.35 MON				
Lv Huntington (P.S.T.)	2.35 MON				
Ar Huntington (M.S.T.)	3.05 MON				
Ar Nampa	4.05 MON				
Ar Boise	4.30 MON				
Ar Glens Ferry	5.45 MON				
Ar Shoshone	6.40 MON				
Lv Shoshone	6.45 MON				
Ar Sun Valley (Ketchum)	8.45 MON				
Lv Sun Valley (Ketchum)	4.35 MON				
Ar Shoshone	6.35 MON				
Lv Shoshone	6.40 MON				
Ar Mindoka	8.20 MON				
Ar Pocatello	8.20 MON				
Ar West Yellowstone	7.30 TUE				
Lv West Yellowstone	7.30 MON				
Lv Pocatello	8.30 MON	8.30 MON			
Ar Montpelier	10.20 MON	10.20 MON			
Ar Kemmerer	11.40 MON	11.40 MON			
Ar Green River	1.15 TUE	1.15 TUE			
Ar Rock Springs	1.35 TUE	1.35 TUE			
Ar Rawlins	3.35 TUE	3.35 TUE			
Ar Laramie	5.25 TUE	5.25 TUE			
Ar Cheyenne	6.45 TUE	6.45 TUE			
Lv Cheyenne	6.55 TUE	6.55 TUE			
Ar Sidney	8.17 TUE	8.17 TUE			
Ar North Platte (M.S.T.)	9.58 TUE	9.58 TUE			
Lv North Platte (C.S.T.)	11.03 MON	11.03 MON			
Ar Kearney	12.55 TUE	12.55 TUE			
Ar Grand Island	1.00 TUE	1.00 TUE			
Ar Columbus	3.05 TUE	3.05 TUE			
Ar Fremont	3.05 TUE	3.05 TUE			
Ar Omaha	3.05 TUE	3.05 TUE			
Lv Omaha	3.15 TUE	3.15 TUE			
Ar Chicago (C.S.T.)	11.30 TUE	11.30 TUE			

Equipment for Page 13
NO. 106—Domeliner CITY OF PORTLAND—Daily
 C. M. St. P. & P. east of Omaha; No. 408 Seattle-Portland.
Radio and Recorded Musical Programs

Dome Lounge Car..... Portland to Chicago—for sleeping car passengers.
 Streamlined Sleeping Cars..... Portland to Chicago—11 Double Bedrooms.
 Portland to Chicago—5 Double Bedrooms—club.
 Portland to Chicago—10 Roomettes, 6 Double Bedrooms.
 Seattle to Chicago—6 Roomettes, 4 Double Bedrooms, 6 Sections.
 Reclining Seat—
 Leg Rest Coaches..... Portland to Chicago—all seats reserved.
 Portland to Omaha—all seats reserved (occupancy until 7:00 a.m.).
 Dome Coach..... Portland to Chicago—36 leg rest seats reserved; dome seats not reserved.
 Cafe Lounge Car..... Portland to Omaha—moderately priced meals and lounge for coach passengers.
 Dome Dining Car..... Portland to Chicago—Club and a la carte service.

NO. 36-106—YELLOWSTONE SPECIAL—CITY OF PORTLAND—DAILY
LEAVE WEST YELLOWSTONE JUNE 17 THROUGH SEPTEMBER 5
 No. 36 to Pocatello; No. 106 to Chicago; C. M. St. P. & P. east of Omaha.

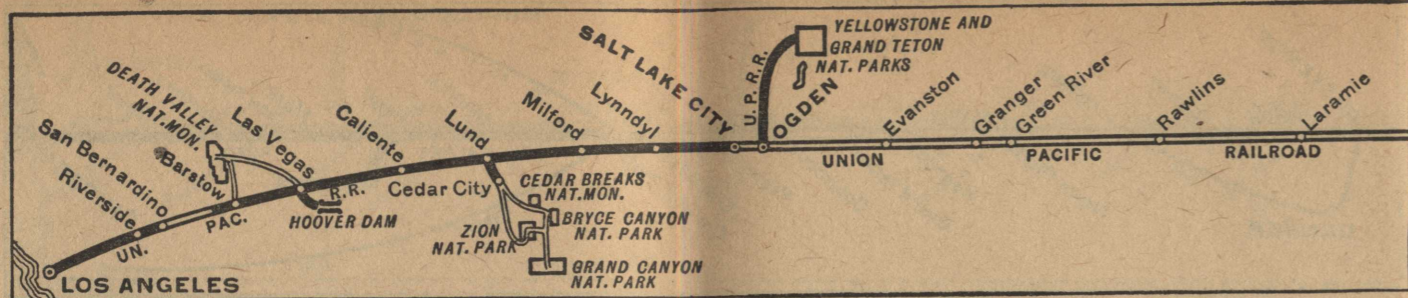
Club Lounge Service..... West Yellowstone to Chicago.
 Streamlined Sleeping Car..... West Yellowstone to Pocatello—6 Sections, 6 Roomettes, 4 Double Bedrooms (occupancy until 8:45 a.m.).
 Pocatello to Chicago—Bedrooms, Roomettes, Sections.
 Reclining Seat Coaches..... West Yellowstone to Pocatello—seats not reserved.
 Pocatello to Chicago—reserved seats.
 Dome Dining Car..... Pocatello to Chicago.
 Cafe Lounge Car..... Pocatello to Omaha—moderately priced meals and lounge for coach passengers.

NO. 18-35—PORTLAND ROSE—YELLOWSTONE SPECIAL—DAILY
LEAVE PORTLAND JUNE 15 THROUGH SEPTEMBER 2.
 No. 18 to Pocatello; No. 35 to West Yellowstone.

Club Lounge Service..... Portland to West Yellowstone.
 Streamlined Sleeping Car..... Portland to West Yellowstone—6 Sections, 6 Roomettes 4 Double Bedrooms.
 Reclining Seat Coaches..... Portland to Pocatello; Pocatello to West Yellowstone—seats not reserved.
 Dining Car..... Portland to Pocatello.

Footnotes for Page 13

West Yellowstone, Montana, is gateway to Yellowstone National Park. Summer Season is from June 17 through September 5 for departure from West Yellowstone.
 Conditional stop; see Table 2 or 20. (f) Stops only on signal.
 Motor Bus. This service is provided passengers arriving or departing Shoshone and holding through rail tickets to and from Sun Valley or Ketchum, Idaho.
 Limited handling of checked baggage on Train 106; consult agent.
 Daily Train No. 408. Daily Train No. 458.
 (C.S.T.) Central Standard time. (M.S.T.) Mountain Standard time.
 (P.S.T.) Pacific Standard time.
 Time from 12.01 midnight to 12.00 noon shown in light face type.
 Time from 12.01 noon to 12.00 midnight shown in heavy face type.



ST. LOUIS and KANSAS CITY to LOS ANGELES via Denver

Table D Condensed Schedules All Trains Daily	Domeliner City of St. Louis 9 Daily Example	Streamliner City of Las Vegas 115 Daily Example	Utah Parks Service (Summer) 9-309 Δ 310-9 Δ Example	Advance Coach Seat Reservations Required on No. 9
Lv St. Louis (Wab.) (C.S.T.)	4.15 SUN		4.15 SUN	
Ar Kansas City	9.10 SUN		9.10 SUN	
Lv Kansas City (U.P.)	9.40 SUN		9.40 SUN	
" Lawrence	10.19 "		10.19 "	
" Topeka	10.47 "		10.47 "	
" Manhattan	11.40 SUN		11.40 SUN	
" Junction City	12.09 MON		12.09 MON	
" Salina	12.59 "		12.59 "	
Ar Ellis (C.S.T.)	3.10 "		3.10 "	
Lv Ellis (M.S.T.)	2.19 "		2.19 "	
" Oakley	3.30 "		3.30 "	
Ar Denver	8.05 "		8.05 "	
Lv Denver	8.35 "		8.35 "	
" La Salle	9.38 MON		9.38 MON	
Ar Greeley	9.38 MON		9.38 MON	
Ar Cheyenne	9.38 MON		9.38 MON	
Lv Cheyenne	9.38 MON		9.38 MON	
" Laramie	11.55 MON		11.55 MON	
" Rawlins	1.54 "		1.54 "	
" Green River	4.40 "		4.40 "	
" Evanston	6.35 "		6.35 "	
Ar Ogden	8.30 "		8.30 "	
Lv Ogden	9.15 "		9.15 "	
Lv Salt Lake City	10.05 "		10.05 MON	
Lv Salt Lake City	10.25 MON		11.00 MON	
" Milford	2.05 TUE		4.15 TUE	
Ar Lund	2.40 TUE		5.00 "	
Ar Cedar City	4.00 TUE		6.30 TUE	
Lv Cedar City	11.30 MON		9.00 MON	
Lv Lund	12.40 TUE		12.40 TUE	
Ar Caliente (M.S.T.)	4.35 "		4.35 "	
Ar Las Vegas (P.S.T.)	6.20 "		6.20 "	
Lv Las Vegas	6.35 "	4.30 SUN	6.35 "	
" Barstow	10.03 "		10.03 "	
Ar San Bernardino	11.59 "	9.30 "	11.59 "	
" Riverside	12.30 "	9.55 "	12.30 "	
" East Los Angeles	1.40 "	10.55 "	1.40 "	
Ar Los Angeles (P.S.T.)	2.00 TUE	11.15 SUN	2.00 TUE	
Ar Alhambra	2.05 TUE		2.05 TUE	
Ar Pasadena	2.20 TUE		2.20 TUE	
Ar Glendale (City)	2.45 TUE		2.45 TUE	
Ar Anaheim	2.50 TUE		2.50 TUE	
Ar Long Beach	2.35 TUE		2.35 TUE	
Ar San Pedro (P.S.T.)	3.05 TUE		3.05 TUE	

Equipment for Page 14

NO. 9—Domeliner CITY OF ST. LOUIS—DAILY
Wabash 9 to Kansas City; No. 9 to Los Angeles.

Dome Lounge Car @ Kansas City to Los Angeles.
Streamlined Sleeping Cars. St. Louis to Los Angeles—6 Roomettes, 4 Double Bedrooms, 6 Sections.
Kansas City to Los Angeles—10 Roomettes, 6 Double Bedrooms.
St. Louis to Ogden—6 Sections, 6 Roomettes, 4 Double Bedrooms (No. 27 to San Francisco).
St. Louis to Ogden—12 Roomettes, 4 Double Bedrooms (S.P. 27 to San Francisco—seasonal).
Kansas City to Denver—6 Sections, 6 Roomettes, 4 Double Bedrooms.
Salt Lake City to Los Angeles—6 Sections, 6 Roomettes, 4 Double Bdrm. (Nos. 19-18-34 from Spokane).
Salt Lake City to Cedar City—6 Sections, 6 Roomettes, 4 Double Bedrooms (No. 309—June 15 to September 7—open 9:30 p.m.).
Cedar City to Los Angeles—6 Sections, 6 Roomettes, 4 Double Bedrooms (No. 310 to Milford—June 15 to September 8).

Reclining Seat—
Leg Rest Coaches St. Louis to Los Angeles.
(All Seats Reserved) St. Louis to Ogden (S.P. 27 to San Francisco).
Club Lounge Car St. Louis to Los Angeles—for coach passengers.
Dining Car Club and a la carte service.
Lunch Counter Diner Denver to Los Angeles.

NO. 115—Streamliner CITY OF LAS VEGAS—DAILY

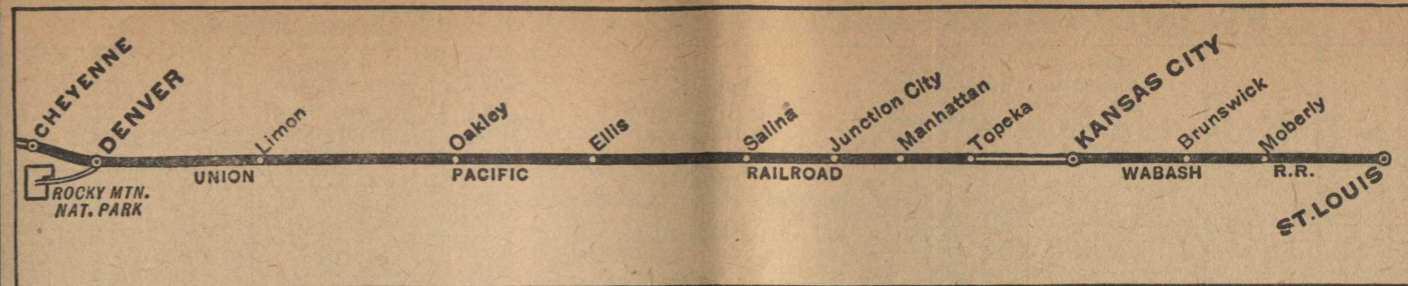
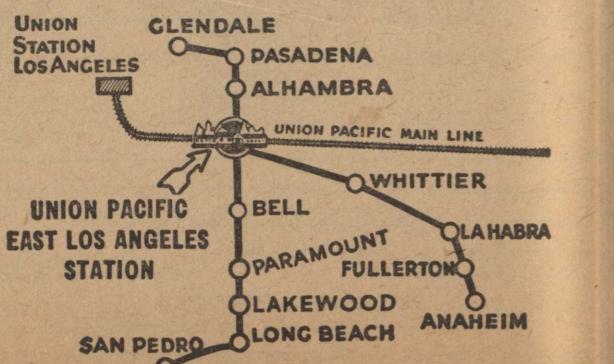
Tickets not accepted for travel between stations in California.
Coaches Las Vegas to Los Angeles—advance reservations required.
Buffet-Lunch Counter Las Vegas to Los Angeles—all meals (continuous service, and refreshments).

Footnotes for Page 14

- Δ See Table 4, page 31, for condensed schedule of all service to the Utah-Arizona Parks from the East and from Los Angeles.
- ⊗ This lounge car is for the exclusive use of sleeping car passengers.
- (f) Stops only on signal.
- ⊠ Conditional stop; see Table 24 or 30.
- ♦ Motor bus connections with main line trains at East Los Angeles. See tables 7, 8 and 9 for complete information on bus schedules to and from East Los Angeles.
- (C.T.) Central time. (M.T.) Mountain time. (P.T.) Pacific time.
- Time from 12:01 midnight to 12:00 noon shown in light face type.
- Time from 12:01 noon to 12:00 midnight shown in heavy face type.

Union Pacific Motor Coach Service TO AND FROM EAST LOS ANGELES, CALIF.

- The Union Pacific maintains a passenger station at East Los Angeles, from which it operates motor coaches direct to Glendale, Pasadena, Alhambra, San Pedro, Long Beach, Anaheim, Fullerton, La Habra, Whittier and intermediate points. See Tables 7, 8 and 9 on page 31 for local schedules of all motor coaches.
- Passengers ticketed for those places may leave train at East Los Angeles where waiting motor coaches will take them direct to destination without extra charge. Baggage too, can be checked through to any of those places. These motor coaches also deliver eastbound passengers to the East Los Angeles station.



LOS ANGELES to KANSAS CITY and ST. LOUIS via Denver

Table D Condensed Schedules All Trains Daily	Domeliner City of St. Louis 10 Daily Example	Streamliner City of Las Vegas 116 Daily Example	Utah Parks Service (Summer) 10-309 Δ 310-10 Δ Example
Lv San Pedro (P.S.T.)	10.05 SUN		10.05 SUN
Lv Long Beach	10.40 SUN		10.40 SUN
Lv Anaheim	10.35 SUN		10.35 SUN
Lv Glendale (City)	10.40 SUN		10.40 SUN
Lv Pasadena	11.05 "		11.05 "
Lv Alhambra	11.20 SUN		11.20 SUN
Lv Los Angeles (P.S.T.)	11.45 SUN		11.45 SUN
" East Los Angeles	12.05 "		12.05 "
" Riverside	1.05 "		1.05 "
" San Bernardino	1.30 "		1.30 "
" Barstow	3.30 "		3.30 "
" Las Vegas (P.S.T.)	7.15 "		7.15 "
Lv Caliente (M.S.T.)	11.00 SUN		11.00 SUN
Ar Lund	12.45 MON		12.45 MON
Ar Cedar City	4.00 MON		6.30 MON
Lv Cedar City	11.30 SUN		9.00 SUN
Lv Lund	12.45 MON		10.25 SUN
Ar Milford	1.30 "		11.50 SUN
Ar Salt Lake City	5.05 "		4.30 MON
Lv Salt Lake City	5.25 "		5.25 MON
Ar Ogden	6.15 "		6.15 "
Lv Ogden	6.50 "		6.50 "
" Evanston	8.29 "		8.29 "
" Green River	10.30 "		10.30 "
" Rawlins	12.50 "		12.50 "
" Laramie	2.43 MON		2.43 MON
Ar Cheyenne	4.46 MON		4.46 MON
Lv Cheyenne	4.46 MON		4.46 MON
" Greeley	6.05 "		6.05 "
" La Salle	6.40 "		6.40 "
Ar Denver	6.05 "		6.05 "
Lv Denver	6.40 "		6.40 "
" Oakley	10.57 MON		10.57 MON
Ar Ellis (M.S.T.)	12.06 TUE		12.06 TUE
Lv Ellis (C.S.T.)	1.16 "		1.16 "
" Salina	3.18 "		3.18 "
" Junction City	4.22 "		4.22 "
" Manhattan	4.53 "		4.53 "
" Topeka	5.43 "		5.43 "
" Lawrence	6.09 "		6.09 "
Ar Kansas City	7.05 TUE		7.05 TUE
Lv Kansas City (Wabash)	7.30 TUE		7.30 TUE
Ar St. Louis (C.T.)	12.29 TUE		12.29 TUE

Equipment for Page 15

NO. 10—Domeliner CITY OF ST. LOUIS—DAILY
No. 10 to Kansas City; Wabash 10 to St. Louis.

Dome Lounge Car @ Los Angeles to Kansas City.
Streamlined Sleeping Cars. Los Angeles to St. Louis—6 Roomettes, 4 Double Bedrooms, 6 Sections.
Los Angeles to Kansas City—10 Roomettes, 6 Double Bedrooms.
Los Angeles to Salt Lake City—6 Sections, 6 Roomettes, 4 Double Bedrooms (Nos. 33-17-20 through to Spokane).
Los Angeles to Cedar City—6 Sections, 6 Roomettes, 4 Double Bedrooms (No. 309 from Milford—June 15 to September 7).
Cedar City to Salt Lake City—6 Sections, 6 Roomettes, 4 Double Bedrooms (No. 310—June 15 to September 8—occupancy 7:30 a.m.).
Ogden to St. Louis—6 Sections, 6 Roomettes, 4 Double Bedrooms (S.P. 28 from San Francisco).
Ogden to St. Louis—12 Roomettes, 4 Double Bedrooms (S.P. 28 from San Francisco—seasonal).
Denver to Kansas City—6 Sections, 6 Roomettes, 4 Double Bedrooms.

Reclining Seat—
Leg Rest Coaches Los Angeles to St. Louis.
(All Seats Reserved) Ogden to St. Louis (S.P. 28 from San Francisco).
Cedar City to Salt Lake City (not reserved) (No. 310—June 15 to September 8).
Club Lounge Car Los Angeles to St. Louis—for coach passengers.
Dining Car Club and a la carte service.
Lunch Counter Diner Los Angeles to Denver.

No. 116—Streamliner CITY OF LAS VEGAS—DAILY

Tickets not accepted for travel between stations in California.
Coaches Los Angeles to Las Vegas—advance reservations required.
Buffet-Lunch Counter Los Angeles to Las Vegas—all meals (continuous service, and refreshments).

Footnotes for Page 15

- Δ See Table 4, page 31, for condensed schedule of all service to the Utah-Arizona Parks from the East and from Los Angeles.
- ⊗ This lounge car is for the exclusive use of sleeping car passengers.
- (f) Stops only on signal.
- ⊠ Motor Bus between Lund and Cedar City.
- ♦ Motor bus connections with main line trains at East Los Angeles. See tables 7, 8 and 9 for complete information on bus schedules to and from East Los Angeles.
- (C.T.) Central time. (M.T.) Mountain time. (P.T.) Pacific time.
- Time from 12:01 midnight to 12:00 noon shown in light face type.
- Time from 12:01 noon to 12:00 midnight shown in heavy face type.

When you travel on the UNION PACIFIC use the RAIL-AUTO PLAN...

Have a new car to drive at your destination!



- A Union Pacific ticket agent will gladly reserve a car when you buy your railroad ticket.
- A fine new car from Hertz will be waiting at your destination to drive as your own, as long as you need it.
- The cost is low, and five or six can ride for the one price. Gas, oil and proper insurance furnished.
- Your car will meet you, if requested, or just take a cab to the convenient Hertz station.



For business or pleasure . . . for convenience unsurpassed . . . ride the Union Pacific . . . and have a car from **HERTZ** at your destination.

ST. LOUIS—KANSAS CITY—SAN FRANCISCO via Denver

Table E Condensed Schedules All Trains Daily. Includes columns for Advance Coach Seat Reservations, Domeliner City of St. Louis, and San Francisco Overland-Domeliner City of St. Louis. Lists routes through Wabash and Southern Pacific.

Enjoy a Scenic Dinner Hour through Echo and Weber Canyons

Enjoy a Scenic Breakfast Hour through Weber and Echo Canyons.

During early breakfast hours there will be fine views of Reno and Truckee River; and all the moving delights of the High Sierra

See the High Sierra, historic Donner Pass and Lake, and American River Canyon during afternoon hours in the Dome Lounge Car

Passengers enjoy Ferry Steamer between Oakland Pier and San Francisco; opportunity to view and photograph the Bay Bridge, Alcatraz, Ocean-going Steamers and San Francisco Skyline

Equipment for Page 16

NO. 9-27—Domeliner—CITY OF ST. LOUIS—SAN FRANCISCO OVERLAND—DAILY

Wabash No. 9 to Kansas City; No. 9 to Ogden; S. P. No. 27 to San Francisco. Dome Lounge Car, Streamlined Sleeping Cars, Reclining Seat, Leg Rest Coaches, Club Lounge Car, Dining Car, Lunch Counter Diner.

NO. 28-10—SAN FRANCISCO OVERLAND—Domeliner CITY OF ST. LOUIS—DAILY

S. P. No. 28 to Ogden; No. 10 to Kansas City; Wabash No. 10 to St. Louis. Dome Lounge Car, Streamlined Sleeping Cars, San Francisco to Salt Lake City, Denver to Kansas City, Reclining Seat, Leg Rest Coaches, Club Lounge Car, Dining Car, Lunch Counter Diner.

Footnotes for Page 16

⊗ These lounge cars are for the exclusive use of sleeping car passengers. ⊠ Conditional stop; see table 24. □ Conditional stop; see table 30. (f) Stops only on signal. ▲ Leaves at 6:45 p.m. until June 17.

Time from 12:01 midnight to 12:00 noon shown in light face type. Time from 12.01 noon to 12.00 midnight shown in heavy face type.

ST. LOUIS—KANSAS CITY—PORTLAND—SEATTLE via Denver

Table F Condensed Schedules All Trains Daily. Includes columns for 69-369 -17 Example, Portland Rose 17 Example, and Portland Rose 18 Example. Lists routes through St. Louis, Kansas City, and various points in the West.

Shoshone is gateway to Sun Valley, world famous summer and winter vacation center, owned and operated by Union Pacific Railroad.

Equipment for Page 17

NO. 17—PORTLAND ROSE—DAILY

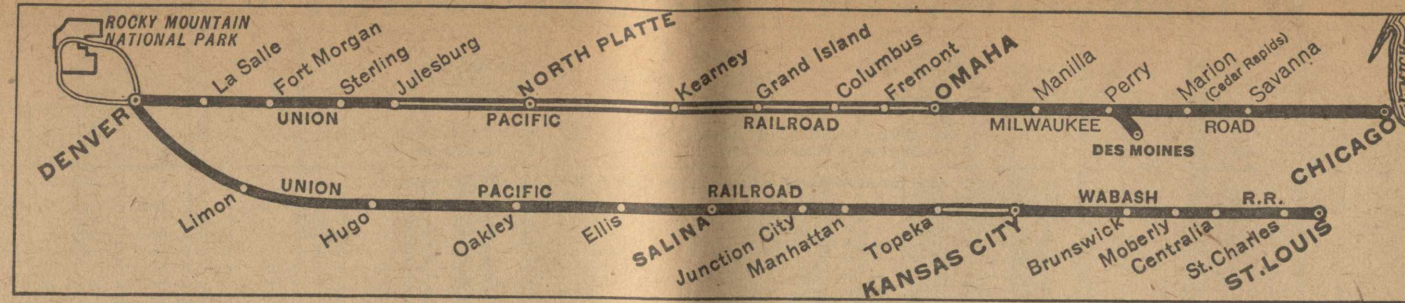
Club Lounge Car, Streamlined Sleeping Cars, Denver to Portland, West Yellowstone to Portland, Reclining Seat Coaches, Dining Car.

NO. 18—PORTLAND ROSE—DAILY

Club Lounge Car, Streamlined Sleeping Cars, Portland to Denver, Portland to West Yellowstone, Reclining Seat Coaches, Dining Car.

Footnotes for Page 17

⊠ Conditional stop; see Table 24 or 30. * Daily train No. 457. * Motor Bus. This service is provided passengers arriving or departing Shoshone and holding through rail tickets to and from Sun Valley or Ketchum, Idaho.



CHICAGO-OMAHA-DENVER

Table G Condensed Schedules All Trains Daily		Streamliner City of Denver 111 Example	Advance Coach Seat Reservations Required
C. M. St. P. & P.			
Lv Chicago (C.S.T.)	4.30	SUN	
Ar Omaha	12.35	MON	
Union Pacific			
Lv Omaha (C.S.T.)	12.45	MON	
" Fremont	1.00	"	
" Schuyler	1.15	"	
" Columbus	1.59	"	
" Central City	2.15	"	
" Grand Island	2.55	"	
" Kearney	3.33	"	
" Lexington	4.00	"	
Ar North Platte (C.S.T.)	4.50	"	
Lv North Platte (M.S.T.)	3.55	"	
" Ogallala	5.10	"	
" Julesburg	5.10	"	
" Sterling	6.05	"	
" Fort Morgan	7.34	"	
" La Salle	8.30	"	
Ar Denver (M.S.T.)	8.30	MON	

Equipment for Table G

NO. 111—Streamliner CITY OF DENVER—DAILY

Trains runs via C. M. St. P. & P. to Omaha; thence U. P.
 Club Lounge Car.....Chicago to Denver—for sleeping car passengers.
 Streamlined Sleeping Cars.....Chicago to Denver—10 Roomettes, 6 Double Bedrooms,
 Chicago to Denver—6 Roomettes, 4 Double Bedrooms,
 6 Sections.
The Pub.....Chicago to Denver.
 Reclining Seat—
 Leg Rest Coaches.....Chicago to Denver (all seats reserved).
 Dining Car.....Club and a la carte service.

By all means visit **The Pub**, open to all passengers. Enjoy friendly companionship and refreshments in this Old English tavern-type club car.

DENVER-OMAHA-CHICAGO

Table G Condensed Schedules All Trains Daily		Streamliner City of Denver 112 Example	Advance Coach Seat Reservations Required
Union Pacific			
Lv Denver (M.S.T.)	3.30	SUN	
" La Salle	4.20	"	
" Fort Morgan	5.37	"	
" Sterling	5.37	"	
" Julesburg	6.27	"	
" Ogallala	7.34	"	
Ar North Platte (M.S.T.)	7.34	"	
Lv North Platte (C.S.T.)	8.39	"	
" Lexington	9.50	"	
" Kearney	10.26	"	
" Grand Island	10.26	"	
" Central City	11.17	"	
" Columbus	11.17	"	
" Schuyler	12.30	"	
" Fremont	12.30	"	
Ar Omaha (C.S.T.)	12.30	MON	
C. M. St. P. & P.			
Lv Omaha	12.40	MON	
Ar Chicago (C.S.T.)	8.45	MON	

Equipment for Table G

NO. 112—Streamliner CITY OF DENVER—DAILY

Train runs via C. M. St. P. & P. east of Omaha.
 Club Lounge Car.....Denver to Chicago—for sleeping car passengers.
 Streamlined Sleeping Cars.....Denver to Chicago—10 Roomettes, 6 Double Bedrooms,
 Denver to Chicago—6 Roomettes, 4 Double Bedrooms,
 6 Sections.
The Pub.....Denver to Chicago.
 Reclining Seat—
 Leg Rest Coaches.....Denver to Chicago (all seats reserved).
 Dining Car.....Club and a la carte service.

Visit **The Pub**, open to all passengers. Anyone that has ever visited the British Isles will be intrigued by the mellow Old English atmosphere of this car.

Footnotes for Page 18

- ⊙ Stops to take paying passengers for Denver; also to let off from Chicago.
 - ⊛ Stops to let off paying passengers for Denver; also to take for Chicago.
 - ⊠ Stops to let off or take paying passengers to or from points where these trains are regularly scheduled to stop.
 - ⊙ No. 111 stops to take paying passengers for Denver or to let off paying passengers from Omaha or beyond; No. 112 stops to take paying passengers for Omaha or beyond or to let off paying passengers from Denver.
 - (f) Stops only on signal.
- (C.S.T.) Central Standard time. (M.S.T.) Mountain Standard time.
 Time from 12.01 midnight to 12.00 noon shown in light face type.
Time from 12.01 noon to 12.00 midnight shown in heavy face type.

ST. LOUIS-KANSAS CITY-DENVER

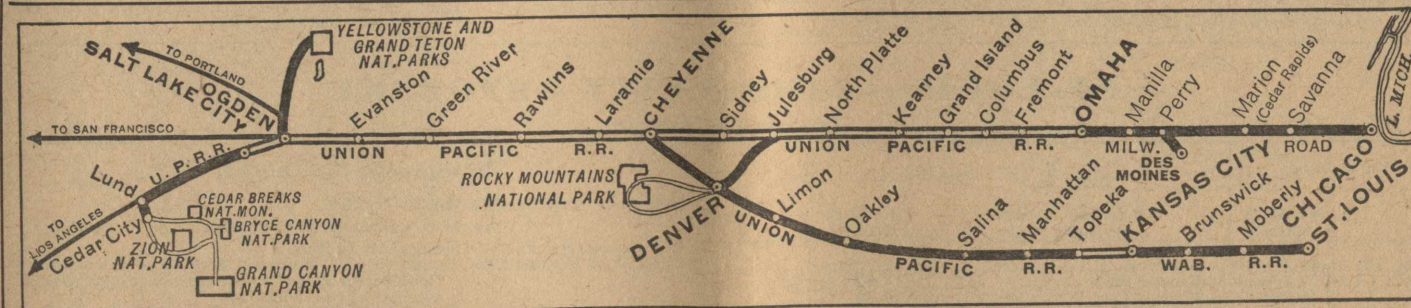
Portland Rose 17 Example	Dome- liner City of St. Louis 9 Example	Table H Condensed Schedules All Trains Daily		Dome- liner City of St. Louis 10 Example	Portland Rose 18 Example
11.20 su	4.15 su	Lv	Wabash St. Louis (C.S.T.)	Ar	12.29 mo
7.05 mo	9.10 su	Ar	Kansas City	Lv	7.35 mo
8.30	9.40	Lv	Kansas City, Kans.	Ar	10.30
9.09	10.19	"	Lawrence	"	6.09
9.38	10.47	"	Topeka	"	5.43
10.33	11.40	"	St. Marys	"	8.05
10.51	12.09	"	Wamego	"	7.40
11.02	"	"	Manhattan	"	"
"	"	"	Fort Riley	"	"
"	"	"	Junction City	"	"
"	"	"	Chapman	"	"
"	"	"	Detroit	"	"
"	"	"	Abilene	"	7.05
"	"	"	Solomon	"	"
11.54	12.59	"	Sallina	"	6.40
1.51	3.10	Ar	Ellis (C.S.T.)	Lv	1.16
1.00	2.19	Lv	Ellis (M.S.T.)	Ar	4.25
2.10	3.30	Lv	Hugo	Ar	3.15
4.33	5.55	"	Limon	Ar	1.40
4.49	6.18	"	Denver (M.S.T.)	Lv	8.30
6.30 mo	8.05 mo	Ar	Denver (M.S.T.)	Lv	8.11
					9.15 su

Advance Coach Seat Reservations Required on Nos. 9 and 10

Equipment for Table H

NO. 13—PORTLAND ROSE—DAILY

Club Lounge Car.....Denver to Kansas City.
 Streamlined Sleeping Car.....Denver to Kansas City—6 Sections, 6 Roomettes, 4
 Double Bedrooms (from Portland).
 Reclining Seat Coaches.....Denver to Kansas City.
 Dining Car.....Club and a la carte service.



DENVER-SALT LAKE CITY

Advance Coach Seat Reservations Required on No. 9	Dome- liner City of St. Louis 9 Example	Table J Condensed Schedules All Trains Daily		Dome- liner City of St. Louis 10 Example	Advance Coach Seat Reservations Required on No. 10
	8.35 su	Lv	Denver (M.S.T.)	Ar	6.05 su
	11.55 su	Ar	La Salle	Ar	2.43 su
	1.54	"	Cheyenne	Lv	12.50
	4.40	"	Laramie	"	10.30
	6.35	"	Rawlins	"	8.29
	8.30	Ar	Green River	Ar	6.50
	10.05 su	Ar	Evanston	Lv	5.25 su

Footnotes for Page 19

- ⊙ These lounge cars are for the exclusive use of sleeping car passengers.
 - ⊠ Checked baggage not handled to or from station at Kansas City, Kans.
 - ⊠ Conditional stop; see Tables 24 or 30.
- (C.S.T.) Central Standard time. (M.S.T.) Mountain Standard time.
 Time from 12.01 midnight to 12.00 noon shown in light face type. (f) stops only on signal.
Time from 12.01 noon to 12.00 midnight shown in heavy face type.

Equipment for Table H

NO. 9—Dome-liner CITY OF ST. LOUIS—DAILY

Wabash 9 to Kansas City; U. P. 9 to Denver
 Dome Lounge Car ⊙.....Kansas City to Denver.
 Streamlined Sleeping Cars.....St. Louis to Denver—6 Roomettes, 4 Double Bedrooms,
 6 Sections (for Los Angeles).
 St. Louis to Denver—6 Sections, 6 Roomettes, 4 Double
 Bedrooms (for San Francisco).
 St. Louis to Denver—12 Roomettes, 4 Double Bedrooms
 (Seasonal) (for San Francisco).
 Kansas City to Denver—6 Sections, 6 Roomettes, 4
 Double Bedrooms.
 Kansas City to Denver—10 Roomettes, 6 Double Bed-
 rooms (for Los Angeles).
 Reclining Seat—
 Leg Rest Coaches.....St. Louis to Denver—all seats reserved.
 Club Lounge Car.....St. Louis to Denver—for coach passengers.
 Dining Car.....Club and a la carte service.

NO. 17—PORTLAND ROSE—DAILY

Club Lounge Car.....Kansas City to Denver.
 Streamlined Sleeping Car.....Kansas City to Denver—6 Sections, 6 Roomettes, 4
 Double Bedrooms (for Portland).
 Reclining Seat Coaches.....Kansas City to Denver.
 Dining Car.....Club and a la carte service.

NO. 10—Dome-liner CITY OF ST. LOUIS—DAILY

U. P. 10 to Kansas City; Wabash 10 to St. Louis.
 Dome Lounge Car ⊙.....Denver to Kansas City.
 Streamlined Sleeping Cars.....Denver to St. Louis—6 Roomettes, 4 Double Bedrooms,
 6 Sections (from Los Angeles).
 Denver to St. Louis—6 Sections, 6 Roomettes, 4 Double
 Bedrooms (from San Francisco).
 Denver to St. Louis—12 Roomettes, 4 Double Bedrooms
 (Seasonal) (from San Francisco).
 Denver to Kansas City—6 Sections, 6 Roomettes, 4
 Double Bedrooms (Occupancy 7:30 a.m.).
 Denver to Kansas City—10 Roomettes, 6 Double Bed-
 rooms (from Los Angeles).
 Reclining Seat—
 Leg Rest Coaches.....Denver to St. Louis—all seats reserved.
 Club Lounge Car.....Denver to St. Louis—for coach passengers.
 Dining Car.....Club and a la carte service.

Equipment for Table J

NO. 9—Dome-liner CITY OF ST. LOUIS—DAILY

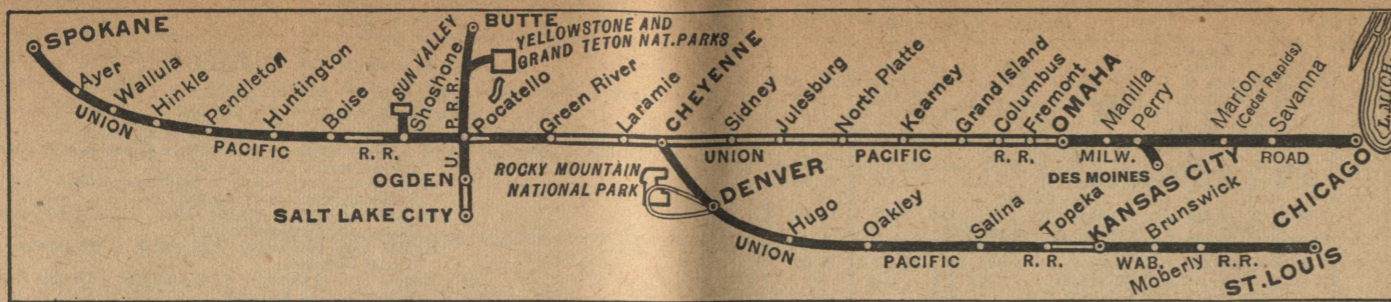
Dome Lounge Car ⊙.....Denver to Salt Lake City.
 Streamlined Sleeping Cars.....Denver to Salt Lake City—6 Roomettes, 4 Double Bed-
 rooms, 6 Sections (from St. Louis—for Los Angeles).
 Denver to Salt Lake City—10 Roomettes, 6 Double
 Bedrooms (from Kansas City for Los Angeles).
 Reclining Seat—
 Leg Rest Coaches.....Denver to Salt Lake City—all seats reserved.
 Club Lounge Car.....Denver to Salt Lake City—for coach passengers.
 Dining Car.....Club and a la carte service.
 Lunch Counter Diner.....Denver to Salt Lake City.

NO. 10—Dome-liner CITY OF ST. LOUIS—DAILY

Dome Lounge Car ⊙.....Salt Lake City to Denver.
 Streamlined Sleeping Cars.....Salt Lake City to Denver—6 Roomettes, 4 Double Bed-
 rooms, 6 Sections (from Los Angeles—for St. Louis).
 Salt Lake City to Denver—10 Roomettes, 6 Double
 Bedrooms (from Los Angeles for Kansas City).
 Reclining Seat—
 Leg Rest Coaches.....Salt Lake City to Denver—all seats reserved.
 Club Lounge Car.....Salt Lake City to Denver—for coach passengers.
 Dining Car.....Club and a la carte service.
 Lunch Counter Diner.....Salt Lake City to Denver.

Check the advantages of the Family Travel Plan

- Saves money when family travels together by train
 - Good in coaches or sleeping cars
 - Liberal free baggage allowance
 - Start trip on Monday, Tuesday, Wednesday or Thursday.
 - On Round Trips return on any day of the week
- Ask your local Union Pacific Agent to figure the cost for you



CHICAGO — OMAHA — SPOKANE

Advance Coach Seat Reservations Required on No. 105	No. 105 - Bus Example	Table K Condensed Schedules All Trains Daily		Bus- No. 106 Example	Advance Coach Seat Reservations Required on No. 106
	4.45 SUN	Lv Chicago (C.T.) C.M.St.P.&P.	Ar	11.30 TUE	
	1.10 MON	Lv Omaha (Union Pacific)	Ar	3.05 TUE	
	5.05 "	Lv North Platte (C.T.)	Ar	11.03 MON	
	4.10 "	Lv North Platte (M.T.)	Ar	9.58 "	
	7.45 "	Lv Cheyenne	Ar	6.55 "	
	5.55 "	Lv Pocatello	Ar	8.30 "	
	9.40 "	Lv Boise	Ar	4.30 "	
	11.40 "	Ar Huntington (M.T.)	Ar	2.35 "	
	10.40 MON	Lv Huntington (P.T.)	Ar	1.35 MON	
	3.10 TUE	Lv Pendleton	Ar	9.08 SUN	
	7.00 TUE	Lv Pendleton	Ar	8.45 SUN	
		Ar Walla Walla	Lv	7.30 SUN	
		Ar Lewiston	Lv		
	11.45 TUE	Ar Lewiston	Lv		
	12.50 TUE	Ar Spokane (P.T.)	Lv	7.00 SUN	

Equipment for Table K
NO. 105—Domeliner CITY OF PORTLAND—DAILY
 No. 105 to Pendleton; Bus to Spokane.
 Dome Lounge Car..... Chicago to Pendleton.
 Streamlined Sleeping Cars..... Chicago to Pendleton—Bedrooms, Roomettes, Sections, Reclining Seat Coaches..... Chicago to Pendleton (leg rest seats—all reserved).
 Omaha to Pendleton (leg rest seats—all reserved).
 Dome Coach..... Chicago to Pendleton—36 leg rest seats reserved; dome seats not reserved.
 Dome Dining Car..... Chicago to Pendleton—club and a la carte service.
 Cafe Lounge Car..... Omaha to Pendleton—moderately priced meals and lounge for coach passengers.
NO. 106—Domeliner CITY OF PORTLAND—DAILY
 Bus to Pendleton; No. 106 to Chicago.
 Dome Lounge Car..... Pendleton to Chicago.
 Streamlined Sleeping Cars..... Pendleton to Chicago—Bedrooms, Roomettes, Sections, Reclining Seat Coaches..... Pendleton to Chicago (leg rest seats—all reserved).
 Pendleton to Omaha (leg rest seats—all reserved).
 Pendleton to Chicago—36 leg rest seats reserved; dome seats not reserved.
 Dome Dining Car..... Pendleton to Chicago—club and a la carte service.
 Cafe Lounge Car..... Pendleton to Omaha—moderately priced meals and lounge for coach passengers.

ST. LOUIS — KANSAS CITY — SPOKANE

Lewiston — Moscow

No. 17-20 Example	Table L Condensed Schedules All Trains Daily		No. 19-18 Example
11.20 SUN	Lv St. Louis (C.T.) Wabash	Ar	7.35 WED
7.05 MON	Lv Kansas City	Ar	11.59 TUE
8.30 "	Lv Kansas City (Union Pacific)	Ar	10.30 "
7.00 MON	Lv Denver (M.T.)	Ar	8.45 TUE
10.20 TUE	Lv Pocatello	Ar	6.15 MON
11.00 "	Ar Pendleton (P.T.)	Lv	3.05 "
11.00 TUE	Lv Pendleton	Ar	3.05 "
2.20 WED	Lv Hinkle	Ar	2.10 MON
2.55 WED	Ar Wallula	Lv	11.00 SUN
2.55 WED	Lv Wallula	Ar	11.00 "
4.05 "	Ar Ayer	Lv	9.57 "
	Ar Lewiston	Lv	6.30 "
	Ar Moscow	Lv	5.30 "
	Lv Ayer	Ar	9.57 "
	Lv Cheney	Ar	7.52 "
	Lv Spokane (P.T.)	Ar	7.30 SUN

Equipment for Table L
NO. 17-20—PORTLAND ROSE—DAILY
 No. 17 to Hinkle; No. 20 to Spokane.
 Club Lounge Service..... Kansas City to Hinkle.
 Streamlined Sleeping Cars..... Kansas City to Hinkle—6 Sections, 6 Roomettes, 4 Double Bedrooms (for Portland—change to Spokane car after leaving Pocatello).
 Denver to Hinkle—Sections, Roomettes, Double Bedrooms (for Portland—change to Spokane car after leaving Pocatello).
 Pocatello to Spokane—6 Sections, 6 Roomettes, 4 Double Bedrooms (No. 10-33 from Los Angeles and Salt Lake City) (occupancy until 8:00 a.m.).
 Reclining Seat Coaches..... Kansas City to Spokane.
 Dining Car..... Club and a la carte service.
NO. 19-18—PORTLAND ROSE—DAILY
 No. 19 to Hinkle; No. 18 to Kansas City.
 Club Lounge Service..... Hinkle to Kansas City.
 Streamlined Sleeping Cars..... Spokane to Pocatello—6 Sec., 6 Rmte., 4 Dbl. Bdrm (No. 34-9 to Salt Lake and Los Angeles—change to Denver or Kansas City car before arrival Pocatello).
 Hinkle to Denver—Sections, Roomettes, Double Bedrooms (from Portland).
 Hinkle to Kansas City—6 Sections, 6 Roomettes, 4 Double Bedrooms (from Portland).
 Reclining Seat Coaches..... Spokane to Kansas City.
 Dining Car..... Club and a la carte service.

Footnotes for Page 20

♦ Via Northwest Greyhound Bus north of Pendleton.

(C.T.) Central time. (M.T.) Mountain time. (P.T.) Pacific time.
 Time from 12.01 midnight to 12.00 noon shown in light face type.
 Time from 12.01 noon to 12.00 midnight shown in heavy face type.

Spokane is the gateway to the great Inland Empire of Washington. See Grand Coulee Dam, the great fruit orchards of Washington, and many scenic attractions.

CHICAGO — ST. LOUIS — KANSAS CITY — WEST YELLOWSTONE — VICTOR

City of St. Louis Yellowstone Special 9-35-47	City of Portland-Yel. Special No.105-35 47 Example	Table O Summer Season All Trains Daily		Yel. Special City of Portland No.48-36 106 Example	Yellowstone Special City of St. Louis 48-36-10
	4.45 SUN	Lv Chicago (CST) CMS&P&P	Ar	11.30 TUE	
	1.00 MON	Ar Omaha	Lv	3.15 "	
	1.10 MON	Lv Omaha (Union Pacific)	Ar	3.05 TUE	
	7.35 MON	Lv Cheyenne (M.S.T.)	Ar	6.55 MON	
	4.15 SUN	Lv St. Louis (C.S.T.) (Wab.)	Ar	12.29 TUE	
	9.10 SUN	Ar Kansas City	Lv	7.30 "	
	9.40 SUN	Lv Kansas City	Ar	7.05 TUE	
	8.05 MON	Lv Denver (M.S.T.)	Ar	6.40 MON	
	8.35 MON	Lv Denver	Ar	6.05 MON	
	Via Cut-Off	Ar Cheyenne	Lv	Via Cut-Off	
	4.20 MON	Lv Cheyenne (M.S.T.)	Ar	6.45 MON	
	4.40 MON	Lv Green River	Lv	1.15 "	
	8.30 MON	Lv Green River	Ar	1.00 "	
		Lv Ogden	Ar	8.30 MON	
	8.50 MON	Lv Pocatello	Ar	2.45 MON	
	11.50 MON	Ar Pocatello	Lv	1.55 "	
		Lv Blackfoot	Lv	1.10 MON	
	12.20 TUE	Lv Blackfoot	Ar	1005 SUN	
	12.52 "	Lv Idaho Falls	Lv	1.10 MON	
	2.45 "	Lv Idaho Falls	Ar	1005 SUN	
	5.10 TUE	Ar Ashton	Lv	9.55 SUN	
		Lv Ashton	Ar	8.15 SUN	
	5.30 TUE	Lv Ashton	Ar	9.55 SUN	
	7.15 TUE	Ar Victor	Lv	8.15 SUN	
	7.30 TUE	Ar W.Yellowstone (M.S.T.)	Lv	7.30 SUN	

105-35-47 CITY OF PORTLAND—YELLOWSTONE SPECIAL—DAILY
 C. M. St. P. & P. No. 105 to Omaha; No. 105 to Pocatello; No. 35 to Ashton and West Yellowstone; No. 47 to Ashton and Victor.
 Club Lounge Service..... Chicago to West Yellowstone.
 Streamlined Sleeping Cars..... Chicago to Pocatello—Bedrooms, Roomettes, Sections, Pocatello to W. Ystone—6 Sec., 6 Rmte., 4 Dbl. Bdrm. (open 5:45 p.m.).
 Reclining Seat Coaches..... Chicago to Pocatello—all reserved; Pocatello to West Yellowstone and Ashton to Victor—not reserved.
 Dining Car..... Chicago to Pocatello.
9-35-47 CITY OF ST. LOUIS—YELLOWSTONE SPECIAL—DAILY
 Wabash 9 St. Louis to Kansas City; No. 9 to Ogden; No. 35 to Ashton and West Yellowstone; No. 47 to Ashton and Victor.
 Club Lounge Service..... St. Louis to West Yellowstone.
 Streamlined Sleeping Car..... St. Louis to Ogden—Sections and Rooms.
 Ogden to West Yellowstone—Sections and Rooms.
 Reclining Seat Coaches..... St. Louis to Ogden—all seats reserved.
 Ogden to W. Ystone; Ashton to Victor—not reserved.
 Dining Car..... St. Louis to Ogden.
48-36-106 YELLOWSTONE SPECIAL—CITY OF PORTLAND—DAILY
 No. 48 Victor to Ashton; No. 36 West Yellowstone and Ashton to Pocatello; No. 106 to Chicago; C. M. St. P. & P. east of Omaha.
 Club Lounge Service..... West Yellowstone to Chicago.
 Streamlined Sleeping Cars..... Pocatello to Chicago—Bedrooms, Roomettes, Sections, West Yellowstone to Pocatello—6 Sections, 6 Roomettes, 4 Double Bedrooms (occupancy until 8:00 a.m.).
 Reclining Seat Coaches..... Victor to Ashton; W. Ystone to Pocatello—not reserved.
 Pocatello to Chicago—all seats reserved.
 Dining Car..... Pocatello to Chicago.
No. 48-36-10 YELLOWSTONE SPECIAL—CITY OF ST. LOUIS—DAILY
 No. 48 to Ashton; No. 36 West Yellowstone and Ashton to Ogden; No. 10 to St. Louis; Wabash east of Kansas City.
 Club Lounge Service..... West Yellowstone to St. Louis.
 Streamlined Sleeping Car..... West Yellowstone to Ogden—Sections and Rooms.
 Ogden to St. Louis—Sections and Rooms.
 Reclining Seat Coaches..... Victor to Ashton; W. Ystone to Ogden—not reserved.
 Ogden to St. Louis—all seats reserved.
 Dining Car..... Ogden to St. Louis.

LOS ANGELES — SALT LAKE CITY — WEST YELLOWSTONE — VICTOR — BUTTE

Yellowstone Special 104-35-47 Summer Service	City of St. Louis-Northwest Special 10-33 Example	Butte, Special 6-29 Example	Table R Condensed Schedules All Trains Daily		Butte Special 30-5 Example	Northwest Special-City of St. Louis 34-9 Example	Yellowstone Special 48-36-103 Summer Service
4.30 SU	11.45 SU	10.00 SU	Lv Los Angeles (P.S.T.)	Ar	5.30 TU	2.00 MO	9.30 TU
4.50 "	12.05 "	10.20 "	Ar East Los Angeles	Lv	5.00 "	1.40 "	9.10 "
	1.05 "	11.55 SU	Lv Riverside	Ar	3.25 "	12.30 "	
6.03 "	1.25 "	12.25 MO	Ar San Bernardino	Lv	2.55 "	12.05 "	7.50 "
6.08 "	1.30 "	12.30 "	Lv San Bernardino	Ar	2.45 "	11.59 "	7.45 "
	3.30 "	2.40 "	Ar Barstow	Lv	12.40 TU	10.03 "	
	7.00 "	6.55 "	Ar Las Vegas	Lv	8.05 MO	6.35 "	2.40 "
11.10 "	7.15 "	7.20 "	Lv Las Vegas (P.S.T.)	Ar	7.35 "	6.20 "	2.30 "
11.20 MO	11.00 SU	11.15 "	Lv Callente (M.S.T.)	Lv	5.15 "	4.35 "	
	12.45 MO	1.15 "	Ar Lund	Lv	3.00 "	12.40 "	
	1.30 "	2.05 "	Ar Milford	Lv	2.15 "	2.05 "	10.54 "
4.58 "	1.30 "	3.33 "	Lv Lynndyl	Lv	12.11 "		
8.05 MO	5.05 MO	6.00 MO	Ar Salt Lake City	Lv	9.30 MO	10.25 MO	7.50 MO
7.30 MO	5.25 MO	7.30 MO	Lv Salt Lake City	Ar	7.30 MO	10.05 MO	7.30 MO
8.20 "	6.15 "	8.20 "	Ar Ogden	Lv	6.40 "	9.15 "	6.40 "
8.50 "	6.40 "	8.50 "	Lv Ogden	Ar	6.20 "	8.45 "	6.20 "
11.50 MO	9.55 MO	11.50 MO	Ar Pocatello	Lv	3.15 "	5.45 SU	3.15 "
12.20 TU		12.20 TU	Lv Pocatello	Ar	2.45 "		2.45 "
12.52 "		12.52 "	Lv Blackfoot	Lv	1.55 "		1.55 "
1.30 TU		1.30 TU	Ar Idaho Falls	Lv	1.10 MO		1.10 MO
			Lv Idaho Falls	Ar			11.55 SU
2.45 TU			Ar St. Anthony	Lv			10.30 "
5.10 TU			Ar Ashton	Lv			10.05 SU
			Lv Ashton	Ar			9.55 SU
5.30 TU			Ar Victor	Lv			8.15 SU
7.15 TU			Lv Victor	Ar			7.30 SU
7.30 TU			Ar West Yellowstone	Lv			
			Lv Idaho Falls	Ar	12.50 MO		
			Lv Dubois	Lv	11.48 SU		
			Lv Spencer	Lv	11.27 "		
			Ar Lima	Lv	10.35 "		
			Lv Lima	Ar	10.25 "		
			Lv Armstead	Lv	9.48 "		
			Lv Dillon	Lv	9.15 "		
			Lv Melrose	Lv	8.23 "		
			Ar Silver Bow	Lv	7.30 "		
			Ar Butte (M.S.T.)	Lv	7.15 SU		

NO. 6-29—BUTTE SPECIAL—DAILY
 No. 6 to Ogden; No. 29 to Butte.
 Streamlined Sleeping Car..... Los Angeles to Las Vegas—Sections, Bdrms., Rmtes.
 Streamlined Sleeping Car..... Salt Lake City to Butte—6 Sec., 6 Rmte., 4 Dbl. Bdrm.
 Reclining Seat Coaches..... Los Angeles to Salt Lake City—not reserved.
 Salt Lake City to Butte—not reserved.
 Cafe Lounge Car..... Las Vegas to Salt Lake City.
NO. 10-33—NORTHWEST SPECIAL—DAILY
 No. 10 to Salt Lake City; No. 33 to Idaho Falls.
 Club Lounge Service..... Los Angeles to Salt Lake City; Ogden to Pocatello.
 Streamlined Sleeping Cars..... Los Angeles to Pocatello—6 Sec., 6 Rmte., 4 Dbl. Bdrm. No. 17-20 thru to Spokane.
 Reclining Seat Coaches..... Los Angeles to Salt Lake City—reserved; Salt Lake City to Pocatello—not reserved.
 Dining Car..... Los Angeles to Pocatello.
NO. 30-5—BUTTE SPECIAL—DAILY
 No. 30 to Ogden; No. 5 to Los Angeles.
 Streamlined Sleeping Car..... Butte to Salt Lake City—6 Sec., 6 Rmte., 4 Dbl. Bdrm.
 Streamlined Sleeping Car..... Las Vegas to Los Angeles—Sections, Bdrms., Rmtes.
 Reclining Seat Coaches..... Butte to Salt Lake City—not reserved.
 Salt Lake City to Los Angeles—not reserved.
 Cafe Lounge Car..... Salt Lake City to Las Vegas.
NO. 34-9—NORTHWEST SPECIAL—DAILY
 No. 34 to Salt Lake City; No. 9 to Los Angeles.
 Club Lounge Service..... Pocatello to Ogden; Salt Lake City to Los Angeles
 Streamlined Sleeping Cars..... Pocatello to Los Angeles—6 Sec., 6 Rmte.; 4 Dbl. Bdrm. (Nos. 19-18 from Spokane).
 Reclining Seat Coaches..... Pocatello to Salt Lake City—not reserved; Salt Lake City to Los Angeles—reserved.
 Dining Car..... Pocatello to Ogden; Salt Lake City to Los Angeles.
Summer Season Service
NO. 35-47—YELLOWSTONE SPECIAL—DAILY
 No. 35 to Pocatello, Ashton and West Yellowstone; No. 47 Ashton to Victor.
 Lounge Car Service..... Salt Lake City to West Yellowstone.
 Streamlined Sleeping Cars..... S. Lake to W. Ystone—Secs., Compts., D. Rms., Bdrms. Pocatello to West Yellowstone—6 Sections, 6 Roomettes, 4 Double Bedrooms (occupancy until 8:00 a.m.).
 Reclining Seat Coaches..... Salt Lake City to West Yellowstone; Ashton to Victor.
No. 48-36—YELLOWSTONE SPECIAL—DAILY
 No. 48 Victor to Ashton; No. 36 West Yellowstone and Ashton to Pocatello and Salt Lake City
 Lounge Car Service..... West Yellowstone to Salt Lake City.
 Streamlined Sleeping Cars..... W. Ystone to S. Lake—Secs., Compts., D. Rms., Bdrms. West Yellowstone to Pocatello—6 Sections, 6 Roomettes, 4 Double Bedrooms (occupancy until 8:00 a.m.).
 Victor to Salt Lake City—10 Rmte., 6 Dbl. Bdrms.
 Reclining Seat Coaches..... Victor to Ashton; West Yellowstone to Salt Lake City.

Footnotes for Page 21

(f) Stops only on signal. * Leaves at 6:45 p.m. until June 17. □ Conditional stop; See Table 3. ■ Operates only during Yellowstone Park season, June 17 through September 5. (C.S.T.) Central standard time, (M.S.T.) Mountain standard time, (P.S.T.) Pacific standard time. Time from 12.01 midnight to 12.00 noon shown in light face type. Time from 12.01 noon to 12.00 midnight shown in heavy face type.

WEST YELLOWSTONE — VICTOR — POCATELLO — PORTLAND

Table S Summer Season All Trains Daily. Schedule for West Yellowstone to Portland via Victor and Pocatello.

Equipment for Table S NO. 36-48-17 — YELLOWSTONE SPECIAL — PORTLAND ROSE — DAILY

Lounge Car Service... West Yellowstone to Portland. Streamlined Sleeping Car... West Yellowstone-Pocatello-Portland—6 Sections, 6 Roomettes, 4 Double Bedrooms (occupancy until 7:30 a.m.)

LOS ANGELES — SPOKANE — Via Shoshone(SUN VALLEY) — Boise — Nampa

Table T Condensed Schedules All Trains Daily. Schedule for Los Angeles to Spokane via Boise and Nampa.

Equipment for Table T NO. 10-33-17-20 — CITY OF ST. LOUIS — PORTLAND ROSE — DAILY

No. 10 to Salt Lake City; No. 33 to Pocatello; No. 17 to Hinkle; No. 20 to Spokane. Dome Lounge Car... Los Angeles to Salt Lake City—for sleeping car passengers.

SALT LAKE CITY — BOISE — PORTLAND — SEATTLE

Table U Condensed Schedules All Trains Daily. Schedule for Salt Lake City to Seattle via Boise and Pocatello.

Equipment for Table U NO. 33-17-457 — NORTHWEST SPECIAL — PORTLAND ROSE — DAILY

No. 33 to Pocatello; No. 17 to Portland; No. 457 to Seattle. Lounge Car Service... Ogden to Portland. Streamlined Sleeping Cars... Salt Lake City to Portland—Sections, Roomettes and Rooms (requires car-to-car change after leaving Pocatello).

Footnotes for Page 22. Motor Bus. This service is provided passengers arriving or departing Shoshone and holding through rail tickets to and from Sun Valley or Ketchum, Idaho.

PORTLAND — LEWISTON — SPOKANE

Table W All Trains Daily—(Pacific Standard Time). Schedule for Portland to Spokane via Lewiston.

Equipment for Table W NO. 20 — SPOKANE — DAILY

Club Lounge Car... Portland to Hinkle. Streamlined Sleeping Cars... Portland to Spokane—6 Sections, 6 Roomettes, 4 Double Bedrooms.

Spokane, San Francisco and Los Angeles

Table X All Trains Daily (Pacific Standard Time). Schedule for Spokane to San Francisco and Los Angeles.

Seattle, San Francisco and Los Angeles

Table Y All Trains Daily (Pacific Standard Time). Schedule for Seattle to San Francisco and Los Angeles.

PORTLAND, TACOMA AND SEATTLE

Table Z All Trains Daily. Schedule for Portland, Tacoma, and Seattle.

Equipment for Table Z NO. 401 — DAILY

Streamlined Sleeping Cars... Portland to Seattle—12 Roomettes, 4 Double Bedrooms. Reclining Seat Coaches... Portland to Seattle.

Equipment for Tables Y and Z NORTHBOUND

NO. 457 — DAILY Domeliner. Astra Dome Obs.-Lounge @Portland to Seattle. Parlor Car... Portland to Seattle (R. R. Owned).

SOUTHBOUND

NO. 460 — DAILY. Parlor Car... Seattle to Portland (R. R. Owned). Reclining Seat Coaches... Seattle to Portland.

Arrives, departs Seattle Union Depot. Arrives, departs Seattle King Street Station. Rail station is at Kelso. There is bus service between Kelso and Longview every 20 minutes.

Chicago and Omaha to Colorado, Utah, California and Pacific Northwest

M I L E S		Table No. 1 The Overland Route Read Down		WESTBOUND—Read Down																
				To Pacific Coast				To Colo.		Local										
				Stream- liner City of San Fran. 101 Daily	Dome- liner City of Los Angls. 103 Daily	Chal- lenger Dome- liner 107 Daily	Dome- liner City of Portland 105 Daily	Train 7 Daily	Train 27 Daily	Stream- liner City of Denver 111 Daily	Central Standard Time	North Platte Valley Express Mixed 93-353 Daily	Local Bus							
0	Chicago (CMStP&P) (CST) Ill. Lv	583	6.30	6.45	9.15	4.45	5.50	5.50	4.30											
37	Elgin	712					5.25	6.41												
80	Davis Jct. (Rockford)	790					5.25	6.41												
138	Savanna (Dubuque)	Iowa " 596	8.44	8.59	11.33	7.03	9.55	6.44												
227	Marion (Cedar Rapids)	" " 841	10.10	10.25	1.01	8.29	12.10	8.10												
281	Tama	" " " "																		
362	Perry (Des Moines)	" " 965	12.10	12.25	2.59	9.13	1.15													
423	Manila	" " " "																		
484	Council Bluffs	" " " "																		
488	Omaha	Neb. Ar 1033	2.45	3.00	5.20	1.00	8.10	12.35												
0	Omaha (Union Pacific)	Neb. Lv 1033	2.55	3.10	5.30	1.10	10.05	10.30	12.45											
19	Elkhorn	" " 1166																		
22	Waterloo (Elkhorn River)	" " 1126																		
25	Valley	" " 1140																		
37	Fremont (Named for Gen. Fremont)	" " 1197	G	D	R	Y	10.55	11.15	B											
44	Ames	" " 1231																		
52	North Bend	" " 1275																		
58	Rogers	" " 1312																		
66	Schuyler	" " 1350																		
74	Richland	" " 1401																		
82	Columbus (45, 46, 27 Hydro-electric Plant)	" " 1447	G	D	R	Y	11.47	12.12	1.59											
89	Duncan	" " 1494																		
100	Silver Creek	" " 1548																		
111	Clarks (Grand Paines Vil., 1805)	" " 1622																		
122	Central City 44	" " 1701																		
132	Chapman 44	" " 1768																		
144	Grand Island (44, 47, 49)	Ar 1884	4.54	5.09	7.30	3.14	12.55	1.15	2.54											
144	Grand Island (52, 53)	Lv 1884	4.55	5.10	7.31	3.15	1.05	1.30	2.55											
152	Alda	" " 1916																		
160	Wood River	" " 1966																		
167	Shelton	" " 2019																		
176	Gibbon	" " 2061																		
183	Kearney 43 (State Normal)	" " 2148																		
196	Odessa	" " 2222																		
202	Elm Creek (Indian Fights, 1867)	" " 2285																		
211	Overton	" " 2318																		
222	Lexington	" " 2389																		
230	Darr	" " 2451																		
236	Cozad	" " 2487																		
246	Gothenburg	" " 2563																		
259	Brady	" " 2651																		
268	Maxwell (Old Ft. McPherson)	" " 2711																		
276	Gannett	" " 2788																		
281	North Platte (No. Platte River Mountain Time) former "Buffalo Bill" Ranch, no.	Ar 2802	6.40	6.55	9.15	5.05	3.35	4.15	4.50											
281	North Platte (Mountain Time) former "Buffalo Bill" Ranch, no.	Lv 2802	5.45	6.00	8.20	4.10	2.45	3.30	3.55											
284	Hershey	" " 2903																		
298	O'Fallons 42	" " 2938																		
301	Sutherland	" " 2999																		
313	Paxton	" " 3056																		
329	Roscoe	" " 3166																		
332	Ogallala	" " 3213																		
341	Brule	" " 3288																		
351	Big Springs	" " 3369																		
363	Julesburg (Indian Batt.)	Colo. Ar 3467																		
363	Julesburg (1865-76)	Lv 3467																		
378	Chappell	" " 3695																		
387	Lodge Pole	" " 3831																		
394	Sunol	" " 3925																		
405	Sidney	Ar 4091	7.28	7.43	9.56	5.52	4.47	5.35												
405	Sidney (Lookout Station, old)	Lv 4091	7.29	7.44	9.57	5.53	4.57	5.45												
424	Potter (Ft. Sidney north)	" " 4387																		
433	Dix	" " 4661																		
442	Kimball—See Note	" " 4706																		
454	Bushnell	" " 4866																		
464	Pine Bluffs (Neb. Wyo. State Line)	Wyo. " 5047																		
475	Egbert 42	" " 5286																		
480	Burns	" " 5465																		
487	Hillsdale (Rocky Mts. to South)	" " 5638																		
493	Durham	" " 5638																		
507	Cheyenne (Capital of Wyo. Fort Warren)	Ar 6060	9.15	9.30	11.35	7.35	7.00	8.00												

Advance
Coach Seat Reservations
Required on
All STREAMLINERS
and DOMELINERS
City of San Francisco, No. 101
City of Los Angeles, No. 103
The Challenger, No. 107
City of Portland, No. 105
City of Denver, No. 111

Special Coach Seat Reservation Charge on
City of Los Angeles June 17 to September 15,
and on The Challenger June 9 to September 15.
See Page 44.

Rail Travel Credit Cards

- Now any person or company with proper credit may arrange for a convenient Charge-it Card.
- They are good on Union Pacific and many other railroads; can be used not only for rail and sleeping car tickets, but for services in dining cars and club lounge cars.
- For information and application blanks apply at any Union Pacific passenger or ticket office.

Union Pacific

NOTE □—There is bus service between Kimball and Gering, Harrisburg and Scottsbluff, Nebr. On arrival Kimball consult local bus agent about bus schedules.

Chicago and Omaha to Colorado, Utah, California and Pacific Northwest

M I L E S		Table No. 1 The Overland Route Read Down		WESTBOUND—Read Down																
				To Pacific Coast				To Colo.		Local										
				Stream- liner City of San Fran. 101 Daily	Dome- liner City of Los Angls. 103 Daily	Chal- lenger Dome- liner 107 Daily	Dome- liner City of Portland 105 Daily	Train 7 Daily	Train 27 Daily	Stream- liner City of Denver 111 Daily	Central Standard Time	North Platte Valley Express Mixed 93-353 Daily	Local Bus							
0	Chicago (CMStP&P) (CST) Ill. Lv	583	6.30	6.45	9.15	4.45	5.50	5.50	4.30											
37	Elgin	" " 712																		
80	Davis Jct. (Rockford)	" " 790																		
138	Savanna (Dubuque)	Iowa " 596	8.44	8.59	11.33	7.03	9.55	6.44												
227	Marion (Cedar Rapids)	" " 841	10.10	10.25	1.01	8.29	12.10	8.10												
281	Tama	" " " "																		
362	Perry (Des Moines)	" " 965	12.10	12.25	2.59	9.13	1.15													
423	Manila	" " " "																		
484	Council Bluffs	" " " "																		
488	Omaha	Neb. Ar 1033	2.45	3.00	5.20	1.00	8.10	12.35												
0	Omaha (Union Pacific)	Neb. Lv 1033	2.55	3.10	5.30															



California, Pacific Northwest, Utah and Colorado to Omaha and Chicago

EASTBOUND—Read Down

From Pacific Coast

Table No. 2 The Overland Route. Table with columns for Streamliner City of San Fran., Dome-liner City of Los Angls., The Chal-lenger Dome-liner City of Portland, Train 8, Train 10-28, Dome-liner City of St. Louis, and Portland Rose 18. Rows list various routes and stations like San Francisco, Los Angeles, Ogden, Salt Lake City, etc.

Footnotes for Table 2

- Between Green River and Omaha No. 28 carries only a rider coach for passengers; no sleeping car, no dining car. See Page 42 for motor bus connections with U.P. trains at Fremont, Columbus and Grand Island. Limited handling of checked baggage on this train; consult agent.

Advance Coach Seat Reservations Required on ALL STREAMLINERS and DOMELINERS City of San Francisco, No. 102 City of Los Angeles, No. 104 City of Portland, No. 106 The Challenger, No. 108 City of St. Louis, No. 10

For equipment, see pages 6 to 23, inclusive.

California, Pacific Northwest, Utah and Colorado to Omaha and Chicago

EASTBOUND—Read Down

From Pacific Coast

From Colo.

Local

Table No. 2 (Continued) The Overland Route. Table with columns for Streamliner City of San Fran., Dome-liner City of Los Angls., Chal-lenger Dome-liner City of Portland, Train 8, Train 28, Stream-liner City of Denver, and North Platte Valley Express Mixed 354-94. Rows list routes like Mountain Standard Time, Cheyenne, Durham, Hillsdale, etc.

When Away From Home . . .

remember this symbol of help for all travelers and newcomers in trouble. You will find the Travelers Aid lamp in all major rail terminals. Travelers Aid is a social service supported by voluntary contributions through Community Chests and United Funds.



Along the UNION PACIFIC route Travelers Aid is in— Kansas City Chicago Denver Long Beach Portland Ogden Los Angeles Spokane Omaha Salt Lake City St. Louis

Independent Tours

The Union Pacific Railroad's Department of Tours is offering California Independent Vacation Tours of three, four or five days duration in Los Angeles or San Francisco. Included in the cost is railroad fare, taxicab transfers from railroad stations to hotels and return, a choice of three hotels at either city (reservations guaranteed in advance), and selected sightseeing trips. Meals are not included.

This is an excellent opportunity for independent travelers. Consult any Union Pacific travel representative.

Write Union Pacific Railroad, Dept. H, Omaha 2, Nebr., for FREE COPY

of Union Pacific folder map describing and illustrating in color, Hoover Dam, Las Vegas and the Lake Mead Recreation Area.

Name Street City

Family Travel Plan Tickets can be used for starting trips on Mondays, Tuesdays, Wednesdays and THURSDAYS.

Good in sleeping cars or in coaches.

Can be used for return any day of week.

For equipment, see pages 6 to 23 inclusive.

For explanation of reference marks see page 28.

Between Chicago, Omaha, Denver, Ogden, Salt Lake City and Los Angeles

Table No. 3: The Overland Route. WESTBOUND—Read Down and EASTBOUND—Read Up. Includes train numbers, departure times, and station names from Chicago to Los Angeles.

Footnotes for Table 3

NOTE—Trains 309 and 310 are in service only during parks summer season from June 15 through September 8. Motor bus between Lund and Cedar City. Motor bus connections with main line trains at East Los Angeles. Limited handling of checked baggage on these trains; consult agent. Via Cut-off; not via Cheyenne. Stops only on signal. Stops to let off paying passengers; also to take for Los Angeles. Stops to let off paying passengers from Los Angeles; also to take for regular scheduled stops. Stops to let off or take passengers. Stops to take on or let off paying passengers to or from Salt Lake City or beyond. Stops to take on or let off paying passengers to or from Omaha or beyond. Mileage shown on mile posts is from Council Bluffs. See General Information, page 2. (C.T.) Central Stand. Time (M.S.T.) Mount. Stand. Time (P.S.T.) Pacific Stand. Time. Time from 12:01 midnight to 12:00 noon shown in light face type. Time from 12:01 noon to 12:00 midnight shown in heavy face type.

Travel by Train relieves you of Highway Hazards, and assures you of a place to eat and sleep

Family Travel Plan Tickets can be used for starting trips on Mondays, Tuesdays, Wednesdays and THURSDAYS. Good in sleeping cars and coaches. Can be used for return any day of week.

For equipment, see pages 6 to 23, inclusive.

Table No. 3 (Continued): The Overland Route. WESTBOUND—Read Down and EASTBOUND—Read Up. Includes train numbers, departure times, and station names from Los Angeles to Chicago.

Footnotes for Tables 4 to 12, Inclusive. Motor bus between Lund and Cedar City. Daily except Sunday. No. 306 leaves Provo daily except Saturdays. Motor bus connections at East Los Angeles with east-bound main line trains. Buses on call only, and advance notice to U. P. ticket agent is necessary. Daily motor coach service of the Union Pacific Stage Co. shown in tables 7, 8 and 9, is operated over public highways. Rail tickets honored. Stops to take or let off passengers on advance notice. Trains 309 and 310 operate from June 15 through September 8, between Salt Lake City and Cedar City. Motor bus connections with main line trains at East Los Angeles. Las Vegas—Tonopah—Reno Stage Line, Inc.—Rail revenue tickets honored. NOTE—For sleeping car and other equipment between Chicago—Cedar City, St. Louis—Cedar City, and Los Angeles—Cedar City, see Condensed Tables A and D, pages 8-9 and 14-15. Special Coach Seat Reservation Charge on City of Los Angeles June 17 to September 15, and on The Challenger June 9 to September 15. See Page 44.

See tables 7, 8 and 9 on this page, for more complete motor bus schedules to and from East Los Angeles.

Chicago — Omaha — Salt Lake City — Cedar City St. Louis — Salt Lake City — Cedar City Los Angeles — Cedar City

Table No. 4: Condensed Schedule (Summer Season). SEE NOTE. Includes train numbers, departure times, and station names for Chicago, Omaha, Salt Lake City, and Cedar City.

East Los Angeles — Pasadena — Glendale. Table No. 7. Motor Bus 109, 107, 103. Includes train numbers, departure times, and station names for East Los Angeles, Pasadena, and Glendale.

East Los Angeles — Long Beach — San Pedro. Table No. 8. Motor Bus 209, 207, 203. Includes train numbers, departure times, and station names for East Los Angeles, Long Beach, and San Pedro.

East Los Angeles — Whittier — Anaheim. Table No. 9. Motor Bus 309, 307, 303. Includes train numbers, departure times, and station names for East Los Angeles, Whittier, and Anaheim.

Salt Lake City — Provo — Lyndyl

Table No. 5: Mountain Standard Time. Includes train numbers, departure times, and station names for Salt Lake City, Provo, and Lyndyl.

Las Vegas—Boulder City—Hoover Dam—Lake Mead. Table No. 10. Local Bus, Local Daily, Schedule No. 1. Includes train numbers, departure times, and station names for Las Vegas, Boulder City, Hoover Dam, and Lake Mead.

Lund — Cedar City. Table No. 12. Motor Bus 309, 310. Includes train numbers, departure times, and station names for Lund and Cedar City.

For equipment, see pages 6 to 23 inclusive.

For explanation of reference marks in table 3, see page 30; in tables 4 to 12, see top of this page.

Between Chicago, Omaha, Denver, Ogden and San Francisco

Table 14: The Overland Route. WESTBOUND—Read Down. Table with columns for Train No., City, Miles, and Time. Includes routes to Chicago, Omaha, St. Louis, Cheyenne, Ogden, Reno, and San Francisco.

EASTBOUND—Read Up. Footnotes for Page 32. (f) Stops only on signal. (F) Via Cut-off; not via Cheyenne. (A) Limited handling of checked baggage on these trains; consult agent. (B) Stops to let off paying passengers from Ogden and beyond; also to take for Reno and beyond. (E) Stops to let off paying passengers from Ogden or beyond; also to take for Sacramento or beyond. (H) Stops to let off paying passengers from Ogden or beyond; also to take for Berkeley, Stockton and beyond. (J) Stops to let off paying passengers from Berkeley or beyond. (L) Stops to let off paying passengers from Reno and beyond; also to take for Berkeley or beyond. (M) Stops to take paying passengers for Ogden or beyond; also to let off from Sacramento or beyond. (N) Stops to take paying passengers for Ogden and beyond; also to let off from Reno or beyond. (O) Stops to take on or let off paying passengers from or to Ogden or beyond. (P) Stops to take paying passengers for Ogden or beyond; also to let off from Berkeley, Stockton or beyond. (A) Leaves at 6.45 p.m. until June 17. (B) See table 31 for service between Ogden and Salt Lake City. (C) Between Omaha and Green River Nos. 27 and 28 carry only a rider coach for passengers; no dining car; no sleeping car. (D) Leaves and arrives from Market Street station. (E) Leaves and arrives from Third Street station. (C.S.T.) Central standard time. (M.S.T.) Mountain standard time. (P.S.T.) Pacific standard time. Mileage shown on mile posts is from Council Bluffs. See General Information, page 2.

Rail—Auto Travel Plan. Ask your Ticket Agent for information and about arrangements. You can... RENT A NEW CAR at your train destination. This plan makes it easy for you to have a car ready for your convenience when you reach the end of your train journey. DRIV-UR-SELF RENTAL STATIONS are located in many cities in the United States and Canada. Ask your Railroad Ticket Agent about the plan.

San Francisco, Sacramento and Los Angeles (Via Southern Pacific). Table with columns for Train No., City, and Time. Includes routes to Sacramento, Los Angeles, and San Francisco via various lines.

For equipment, see pages 6 to 23, inclusive.

Between Chicago, Omaha and Denver

Table 17: The Overland Route. All Trains Daily. Table with columns for Train No., City, Miles, and Time. Includes routes to Chicago, Council Bluffs, Omaha, and Denver.

Denver—La Salle—Greeley—Ft. Collins

Table 18: Table No. 18. Table with columns for Train No., City, and Time. Includes routes to Denver, Greeley, and Ft. Collins.

Footnotes for Page 33. (A) No. 111 stops to take paying passengers for Denver or to let off paying passengers from Omaha or beyond. (N) Stops to let off paying passengers from Denver; also to take for Chicago. (P) Nos. 111 and 112 stop at Fort Morgan to take or let off paying passengers to or from points where these trains are regularly scheduled to stop. (R) Northland Greyhound bus between La Salle and Cheyenne on which tickets reading via Union Pacific will be honored. (f) Stops only on signal. Tickets reading via Union Pacific Railroad will be honored on these F. W. G. Bus Company buses between Fort Collins and Greeley. Tickets reading via Union Pacific between Fort Collins and Omaha, or between Fort Collins and Denver, will be honored on these buses between Fort Collins and Denver. Tickets reading via Union Pacific will be honored on these Northland Greyhound buses between Denver and Greeley. Mileage shown on mile posts is from Council Bluffs. For explanation see page 2. Time from 12:01 midnight to 12:00 noon is in light face type. Time from 12:01 noon to 12:00 midnight shown in heavy face type. Where no time shown, trains do not stop, except as indicated by reference marks.

Streamliner "CITY OF DENVER" Overnight • Every Night between Chicago and Denver Low Cost — Restful Overnight Travel

Ride Denver's finest Streamliner between Chicago and Denver. Variety of Pullman space and reserved Coach seats with stretchout leg rests. The "City of Denver" features a distinctive English-type club car, "The PUB" for all passengers... a beautiful Club Lounge for Pullman patrons... and attractive dining car serving superb, freshly prepared meals.

UNION PACIFIC RAILROAD

For equipment, see page 18.

Between Chicago, Omaha and Spokane, Portland, Tacoma and Seattle

Table No. 20 The Overland Route. WESTBOUND-Read Down and EASTBOUND-Read Up. Includes stations like Chicago, Omaha, St. Louis, Denver, Cheyenne, and Spokane.

Footnotes for Pages 34 and 35

- Motor bus. This service is provided passengers arriving or departing... Connecting Sleeping Car service to and from West Yellowstone... No. 17 originates at Kansas City, Mo. and No. 18 terminates there...


For equipment, see pages 6 to 23, inclusive.

Between Chicago, Omaha and Spokane, Portland, Tacoma and Seattle

Table No. 20 (Continued) The Overland Route. WESTBOUND-Read Down and EASTBOUND-Read Up. Includes stations like Huntington, Durkee, Pleasant Valley, Baker, Haines, North Powder, Telocaset, Union Jct., Hot Lake, La Grande, Kamela, Meacham, Duncan, Gibbon, Cayuse, Pendleton, Riehl, Echo, Stanfield, Hinkle, Spokane, and Portland.

Footnotes for Pages 34 and 35

- (Continued from page 34) Stops to let off paying passengers from Vancouver and beyond; also to take for points beyond Seattle. Stops to take paying passengers for south of Tacoma. Stops to let off paying passengers from Spokane and East. Trains 407, 408, 457 and 460 carry passengers to and from East Olympia and Portland and Seattle. Bus service is only between East Olympia and Olympia, and operates daily to and from U. P. station at Olympia. Bus will handle only hand baggage for passengers, except no baggage is handled on Sunday. Union Pacific rail tickets to or from certain stations (consult agent) are honored on Grays Harbor lines buses operating over public highway only through towns where time is shown. Mileage shown on mile posts is from Council Bluffs, See General Information, Page 2.



Between Portland, Tacoma and Seattle

All tickets over these lines are interchangeable and good on any train listed below.

Table No. 20 Continued Pacific Standard Time. Includes stations like Portland, Vancouver, Ridgefield, Woodland, Kalama, Kelso-Longview, Castle Rock, Vader, Winlock, Napavine, Chehalis, Centralia, Bucoda, Tenino, East Olympia, Olympia, Nisqually, Stellacoom, Tacoma, Puyallup, Sumner, Auburn, Kent, and Seattle.

Portland-Chehalis-Hoquiam

Table No. 21 (Pacific Standard Time). Includes stations like Portland, Chehalis, Centralia, Galvin, Helmsing Jct., Independence, Saginaw, South Elma, Montesano, Melbourne, Cosmopolis, Aberdeen, and Hoquiam.

Portland-Seattle-Tacoma-Olympia

Table No. 22 (Pacific Time) and Table No. 22 (Pacific Time). Includes stations like Portland, East Olympia, Olympia, Seattle, Tacoma, and East Olympia.

For equipment, see pages 6 to 23, inclusive.

For explanation of reference marks, see page 34.

Between St. Louis, Kansas City, Topeka, Salina and Denver

Table 24: The Overland Route (Westbound-Read Down) and Table 25: Kansas City - Junction City - Concordia (Eastbound-Read Up). Includes routes through St. Louis, Kansas City, Topeka, Salina, and Denver with departure times and distances.

Between Denver, Cheyenne and Salt Lake City

Table 30: The Overland Route (Mountain Standard Time). Includes routes between Denver, Cheyenne, and Salt Lake City with departure times and distances.

Between Ogden and Salt Lake City

Table 31: Ogden 1, 2, 36 Utah Ar. Includes routes between Ogden and Salt Lake City with departure times and distances.

Echo - Coalville - Park City

Table 32: Echo - Coalville - Park City. Includes routes between Echo, Coalville, and Park City with departure times and distances.

Laramie - Centennial - Coalmont

Table 33: Laramie - Centennial - Coalmont. Includes routes between Laramie, Centennial, and Coalmont with departure times and distances.

Walcott - Saratoga - Encampment

Table 34: Walcott - Saratoga - Encampment. Includes routes between Walcott, Saratoga, and Encampment with departure times and distances.

Footnotes for Pages 36 and 37

NOTE - See table 20 for detail schedules to Pacific Northwest. Local freight; limited space, hand baggage only; caboose for passengers. Stops to take or let off passengers. Stops to take paying passengers for Denver and beyond; also to let off from Topeka, Lawrence, Kansas City and beyond.

Between Salt Lake City, Ogden, Pocatello, West Yellowstone and Butte

Table No. 36 The Overland Route. WESTBOUND—Read Down. EASTBOUND—Read Up. Includes routes for Salt Lake City, Ogden, Pocatello, and Butte with various train numbers and times.

Cache Junction—Logan—Preston. Ogden-Brigham-Malad. Includes routes with mixed and daily train services and times.

Salt Lake-Idaho Falls-W. Yellowstone (Summer Season). Table No. 39. Includes routes for Salt Lake City, Ogden, Pocatello, and Idaho Falls during the summer season.

Salt Lake-Idaho Falls-Ashton-Victor. Table No. 40. Includes routes for Salt Lake City, Ogden, Pocatello, Idaho Falls, Ashton, and Victor.

Footnotes for Page 38

Leaves at 6:45 p.m. until June 17. Daily. (f) Stops only on signal. † Daily except Sunday. A Stops to let off paying passengers from beyond Pocatello. B Stops to take on or let off passengers. E Stops to let off paying passengers; also to take for Idaho Falls or beyond. H Stops to take paying passengers; also let off from Idaho Falls or beyond. K Local mixed passenger service available between Idaho Falls, Ashton and Victor. Consult agent for time of stops at intermediate stations. Nos. 35 and 36 between Salt Lake City and West Yellowstone, and Nos. 47 and 48 between Ashton and Victor, operate into and out of West Yellowstone and Victor only during Yellowstone Park and Grand Teton Park summer season, from June 17 through September 5. Local freight with combination coach-baggage car.

For equipment, see pages 21 and 22.

Union Pacific Branch Lines

Omaha—North Platte—So. Torrington. Table No. 42. Mountain Time. Includes routes for Omaha, North Platte, and So. Torrington.

Central City—Valparaiso. Table No. 45. Central Time. Includes routes for Central City and Valparaiso.

Columbus—Spalding. Table No. 46. Central Time. Includes routes for Columbus and Spalding.

Columbus—Albion. Table No. 47. Central Time. Includes routes for Columbus and Albion.

Grand Island—Ord. Table No. 48. Central Time. Includes routes for Grand Island and Ord.

Kearney—Stapleton. Table No. 43. Central Time. Includes routes for Kearney and Stapleton.

Grand Island—Loup City. Table No. 49. Central Time. Includes routes for Grand Island and Loup City.

Lawrence—Leavenworth. Table No. 50. Central Time. Includes routes for Lawrence and Leavenworth.

Columbus—Norfolk. Table No. 44. Central Time. Includes routes for Columbus and Norfolk.

Topeka—Marysville—Grand Island. Table No. 52. Central Time. Includes routes for Topeka, Marysville, and Grand Island.

St. Joseph—Marysville. Table No. 53. Central Time. Includes routes for St. Joseph and Marysville.

Manhattan—Marysville. Table No. 54. Central Time. Includes routes for Manhattan and Marysville.

* Daily. † Daily except Sunday. ‡ Sunday only. H Mondays, Wednesdays and Fridays only. D Wednesdays and Fridays only. K Freight service only. On days livestock is to be carried, train No. 82 runs about one-half hour later than schedule shown. (f) Stops on signal. Center Service Bus Lines—Rail tickets honored.

Union Pacific Branch Lines

Blackfoot — Aberdeen — Mackay

Table No. 56 (Mountain Time) with columns for Mixed Bus, Mts., and destinations like Blackfoot, Moreland, Aberdeen, etc.

Idaho Falls — Orvin — St. Anthony

Table No. 57 (Mountain Time) with columns for Mixed Bus, Mts., and destinations like Idaho Falls, Orvin, Lincoln, etc.

Idaho Falls — Ucon — St. Anthony

Table No. 58 (Mountain Time) with columns for Mts., Mixed Bus, and destinations like Idaho Falls, Ucon, Grant, etc.

Minidoka — Twin Falls — Buhl — Wells

Table No. 60 (Mountain Time) with columns for Mixed Bus, Mts., and destinations like Minidoka, Twin Falls, Buhl, Wells, etc.

Minidoka — Rupert — Bliss

Table No. 61 (Mountain Time) with columns for Mixed Bus, Mts., and destinations like Minidoka, Rupert, Bliss, etc.

Burley — Declo

Table No. 62 (Mountain Time) with columns for Mts., Mixed Bus, and destinations like Burley, Declo, etc.

Nyssa — Homedale — Marsing

Table No. 64 (Mountain Time) with columns for Mts., Mixed Bus, and destinations like Nyssa, Homedale, Marsing, etc.

Richfield — Hill City

Table No. 65 (Mountain Time) with columns for Mts., Mixed Bus, and destinations like Richfield, Hill City, etc.

Boise — Nampa — Emmett — McCall

Table No. 67 (Mountain Time) with columns for Mixed Bus, Mts., and destinations like Boise, Nampa, Emmett, McCall, etc.

Caldwell — Wilder

Table No. 68 (Mountain Time) with columns for Mts., Mixed Bus, and destinations like Caldwell, Wilder, etc.

Shoshone — Ketchum — Sun Valley

Table No. 69 (Mountain Time) with columns for Mixed Bus, Mts., and destinations like Shoshone, Ketchum, Sun Valley, etc.

Ontario — Vale and Brogan Vale — Crane and Burns

Table No. 70 (Mountain Time) with columns for Mixed Bus, Mts., and destinations like Ontario, Vale, Brogan, etc.

Vale — Jamleson Brogan

Table No. 71 (Mountain Time) with columns for Mixed Bus, Mts., and destinations like Vale, Jamleson, Brogan, etc.

Payette — Emmett

Table No. 71 (Mountain Time) with columns for Mixed Bus, Mts., and destinations like Payette, Emmett, etc.

Portland — La Grande — Joseph

Table No. 72 (Pacific Time) with columns for Mixed Bus, Mts., and destinations like Portland, La Grande, Joseph, etc.

Weiser — New Meadows

Table No. 73 (Mountain Time) with columns for Mts., Mixed Bus, and destinations like Weiser, New Meadows, etc.

Union Pacific Branch Lines

Portland and Spokane Short Line

See Page 42 for additional bus service. Rail tickets honored.

Table No. 74 (Pacific Time) with columns for 18-20 Daily, Mts., and destinations like Portland, Hood River, The Dalles, etc.

Portland — Pendleton — Walla Walla

See Page 42 for additional bus service. Rail tickets honored.

Table No. 75 (Pacific Time) with columns for 18-Bus Daily, 12-Bus Daily, 106-Bus Daily, Mts., and destinations like Portland, Hood River, The Dalles, etc.

Portland — Pullman — Moscow

See Page 42 for additional bus service. Rail tickets honored.

Table No. 76 (Pacific Time) with columns for 18-20 Daily, Mts., and destinations like Portland, Hood River, The Dalles, etc.

Portland — Ayer — Lewiston

See Page 42 for supplemental bus service. Rail tickets honored.

Table No. 77 (Pacific Time) with columns for 18-20 Daily, Mts., and destinations like Portland, Hood River, The Dalles, etc.

Table No. 79 (Pacific Time) with columns for Mixed Fht., Mixed Fht., Bus Daily, Bus Daily, Bus Daily, Bus Daily, Mts., and destinations like Spokane, East Spokane, etc.

Hinkle — Yakima

See Page 42, Table 84a, for bus service. Rail tickets honored.

Table No. 78 (Pacific Time) with columns for Mts., Mixed Bus, and destinations like Hinkle, Wallula, Wallula, etc.

Footnotes for Page 41

- * Daily. (f) Stops only on signal.
Local freight; caboose for passengers.
Northwest Greyhound Lines. Rail tickets honored.
Daily except Sunday.
Daily except Monday.
Passengers to or from Sunnyside are handled via Grandview on Northwest Greyhound Bus Line.
Buses run via these stations only when there are passengers to or from Walla Walla or beyond.
Stops to let off paying passengers from Hinkle or beyond.
Freight service only.
Stops to take on paying passengers for Hinkle and beyond.
Bus station is at East Parker.
Time from 12:01 midnight to 12:00 noon shown in light face type.
Time from 12:01 noon to 12:00 midnight shown in heavy face type.
Figures opposite junction points refer to tables showing diverging trains.

Footnotes for Page 40
Leaves at 6.45 p.m. until June 17.
Daily. † Daily except Sunday. (f) Stops only on signal.
(Tuesday, Thursday and Saturday. (E) Monday Wednesday, and Friday.
K Irregular mixed service; consult agent.
Northwest Greyhound Lines daily bus—Rail tickets honored.
Local freight with combination coach-baggage car. (N) Daily except Monday.
Local freight with caboose; hand baggage only.
Mountain Time is used on this U. P. branch line, but trains to and from Wells, Nevada, on the Southern Pacific main line use Pacific Time.
Pacific Time prevails in territory shown in table 70, but trains are operated under Mountain Time, as shown in this table. For equivalent in Pacific Time, figure one hour earlier.

Connecting Bus Service

Portland - Umatilla - Spokane
Pendleton - Umatilla - Spokane

Table No. 83 (Pacific Time) bus schedule for Portland-Umatilla-Spokane and Pendleton-Umatilla-Spokane routes.

Pendleton - Walla Walla - Spokane

Table No. 84 (Pacific Time) bus schedule for Pendleton-Walla Walla-Spokane route.

Pendleton - Walla Walla - Yakima

Table No. 84a (Pacific Time) bus schedule for Pendleton-Walla Walla-Yakima route.

Spokane - Moscow - Lewiston

Table No. 85 (Pacific Time) bus schedule for Spokane-Moscow-Lewiston route.

The Dalles - Bend
Table No. 86 (Pacific Time)

Table No. 86 bus schedule for The Dalles-Bend route.

Biggs - Shaniko
Table No. 87 (Pacific Time)

Table No. 87 bus schedule for Biggs-Shaniko route.

Fremont - Lincoln
Table No. 88 (Central Time)

Table No. 88 bus schedule for Fremont-Lincoln route.

Columbus - Lincoln
Table No. 89 (Central Time)

Table No. 89 bus schedule for Columbus-Lincoln route.

Grand Island - Hastings
Via Yellow Diamond Lines - Rail Tickets Honored

Table No. 90 (Central Time) bus schedule for Grand Island-Hastings route.

Cheyenne - Denver
Table No. 91 (Mountain Time)

Table No. 91 bus schedule for Cheyenne-Denver route.

Spokane - Grand Coulee Dam
Via Okanogan Valley Bus Lines (Pacific Time)

Table No. 85 bus schedule for Spokane-Grand Coulee Dam route.

Las Vegas - Tonopah
Via Las Vegas-Tonopah-Reno Stage Line (Pacific Time)

Table No. 85 bus schedule for Las Vegas-Tonopah route.

Footnotes for Page 42: Northland Greyhound Lines, Capitol Stages, Pacific Trailways, Daily except Sunday, Northwest Greyhound Lines.

Connections at Omaha

Table of bus connections at Omaha, including routes to Chicago, St. Paul, and other cities.

Table of bus connections at Omaha, including routes to St. Louis, Des Moines, and other cities.

Table of bus connections at Omaha, including routes to Kansas City, Lincoln, and other cities.

Table of bus connections at Omaha, including routes to St. Paul, Minneapolis, and other cities.

Connections at Kansas City

Table of bus connections at Kansas City, including routes to Chicago, St. Louis, and other cities.

Table of bus connections at Kansas City, including routes to St. Paul, Minneapolis, and other cities.

Table of bus connections at Kansas City, including routes to Chicago, St. Louis, and other cities.

Table of bus connections at Kansas City, including routes to St. Paul, Minneapolis, and other cities.

Table of bus connections at Kansas City, including routes to Chicago, St. Louis, and other cities.

UNION PACIFIC TRAINS USE THESE STATIONS. Boise, Idaho: Union Pacific Station. Butte, Montana: Union Station. Cheyenne, Wyo: Union Pacific Station. Chicago, Illinois: Union Station, Canal Street and Jackson Boulevard. Denver, Colorado: Union Station. Kansas City, Mo: Union Station, Main Street and Union Station Plaza. Los Angeles, Calif: Los Angeles Union Passenger Terminal. Oakland, Calif: Southern Pacific 16th Street Station, Oakland Pier: Southern Pacific Terminal. Ogden, Utah: Union Station. Olympia, Wash: Union Pacific Station. Omaha, Nebraska: Union Station, 10th and Marcy Streets. Pendleton, Oregon: Union Pacific Station, Corner Main and Frazer Sts. Pocatello, Idaho: Union Pacific Station. Portland, Oregon: Union Station, Sixth and Johnson Streets. Riverside, Calif: Union Pacific Station. San Bernardino, Calif: Union Station. San Francisco, Calif: Ferry Depot, Foot of Market Street. Salina, Kansas: Union Station. Salt Lake City, Utah: Union Pacific Station. Seattle, Wash: Union Station, 4th Avenue, South, and Jackson Street. Spokane, Washington: Union Station. St. Louis, Mo: Union Station, 18th and Market Streets. Tacoma, Washington: Union Station. Topeka, Kansas: Union Pacific Station, Railroad and North Jackson Streets. Yakima, Wash: Union Pacific Station.

Connections at Denver

Table showing train routes and fares from Denver to various destinations including Colorado Springs, Pueblo, and Oklahoma City.

Connections at Spokane and Butte

Table showing train routes and fares from Spokane and Butte to destinations like Helena, Bozeman, and Butte.

RESERVED COACH SEAT CHARGES

'THE CHALLENGER' JUNE 9 to SEPTEMBER 15, 1957, Inclusive
'CITY OF LOS ANGELES' JUNE 17 to SEPTEMBER 15, 1957, Inclusive
(Federal Transportation Tax of 10% not included)

Table showing reserved coach seat charges for various routes from Chicago, Ill. to Los Angeles, Cal.

Each person occupying a seat, including children, must pay full Reserved Coach Seat Fare.
NO REFUND unless space released not later than:
(a) 48 hours before departure if bought more than 48 hours in advance.

Footnotes for Pages 43 and 44

* Daily I Daily Except Saturday. Time from 12.01 midnight to 12.00 noon shown in light face type.
† Daily except Sunday. ‡ Daily except Monday.
§ Bus Connection.
R Conditional stop; consult agent.
C & N. W. R. R. to and from Rochester.

Large table titled 'ONE WAY RAIL FARES - 30 DAY LIMIT' showing fares from various cities like Albany, N.Y. to Los Angeles, Cal.

These Westbound fares are compiled from current Tariffs as of May 1, 1957 for information only. Not to be used for selling purposes. Subject to change without notice.

* Via Chicago, St. Louis or Kansas City.
† To Spokane only.
‡ To Los Angeles only.

ROUND TRIP RAIL FARES — SIX MONTHS LIMIT

(Federal Transportation Tax of 10% not included)

These Westbound fares are compiled from current Tariffs as of May 15, 1957 for information only. Not to be used for selling purposes. Subject to change without notice.

FROM	CLASS	Los Angeles, San Diego, Calif.		San Francisco, Calif.		Portland, Ore.; Tacoma, Seattle, Wash.		Spokane, Walla Walla, Wn.; Lewiston, Ida.		Salt Lake City, Utah		Cedar City, Utah		West Yellowstone Mont.; Victor, Ida.		Sun Valley, Ida. Ketchum, Ida.		Denver, Colo.	
		FIRST	COACH	FIRST	COACH	FIRST	COACH	FIRST	COACH	FIRST	COACH	FIRST	COACH	FIRST	COACH	FIRST	COACH	FIRST	COACH
Aberdeen, S. D.		\$126.00	\$92.75	\$126.00	\$92.75	\$103.05	\$75.15	\$86.45	\$65.55	\$97.50	\$69.65	\$111.95	\$79.95	\$92.65	\$66.25	\$101.95	\$76.15	\$63.15	\$45.15
Akron, Ohio		173.75	124.00	173.75	124.00	161.15	115.00	141.35	105.55	130.40	98.70	152.45	108.95	133.15	95.20	141.35	105.55	100.95	78.00
Albany, N. Y.		216.95	151.50	216.95	151.50	204.30	142.50	184.55	133.05	173.55	126.20	195.60	136.45	176.35	122.75	184.55	133.05	144.10	103.50
Atlanta, Ga. (via Chicago)		161.00	120.30	161.00	120.30	164.80	119.25	151.40	109.65	131.90	101.10	160.55	114.80	149.20	106.70	150.40	109.65	107.75	77.10
Atlanta, Ga. (via St. Louis)		161.00	120.30	161.00	120.30	164.80	119.25	151.40	109.65	131.90	101.10	160.55	114.80	149.20	106.70	150.40	109.65	107.75	77.10
Baltimore, Md.		206.25	148.00	206.25	148.00	199.10	139.00	179.30	129.50	168.30	122.65	190.35	132.95	171.10	119.20	179.30	129.50	139.90	99.95
Birmingham, N. Y.		208.45	145.75	208.45	145.75	195.80	136.80	176.05	127.30	165.05	120.45	187.10	130.70	167.85	117.00	176.05	127.30	135.65	97.75
Birmingham, Ala. (via Chicago)		148.25	111.20	148.25	111.20	152.05	110.15	138.65	100.55	119.15	92.00	147.85	105.70	136.50	97.55	137.65	100.55	95.05	67.95
Birmingham, Ala. (via St. Louis)		148.25	111.20	148.25	111.20	152.05	110.15	138.65	100.55	119.15	92.00	147.85	105.70	136.50	97.55	137.65	100.55	95.05	67.95
Boston, Mass.		236.95	166.60	236.95	166.60	224.35	157.60	204.95	148.10	193.60	141.30	215.67	151.52	196.42	137.79	204.55	148.10	164.15	118.60
Buffalo, N. Y. (via Standard)		189.10	132.35	189.10	132.35	176.45	123.85	156.70	114.35	145.70	107.50	167.75	117.75	148.50	104.05	156.70	114.35	116.30	84.80
Buffalo, N. Y. (via Differential)		185.95	130.00	185.95	130.00	173.55	121.00	153.95	111.55	142.60	99.40	164.60	114.95	145.35	101.25	153.55	111.55	113.15	82.00
Canton, Ohio		175.15	124.70	175.15	124.70	162.55	115.75	142.75	106.25	131.75	99.40	153.80	109.65	134.55	95.95	142.75	106.25	102.35	76.70
Charleston, W. Va.		174.40	130.60	174.40	130.60	171.05	121.40	154.20	111.80	141.00	105.30	165.30	116.35	146.05	102.60	154.20	111.80	111.00	80.90
Charlotte, N. C. (via Chicago)		180.90	134.45	180.90	134.45	182.65	130.80	169.25	121.20	151.80	114.45	179.30	128.10	164.90	118.55	169.25	121.20	120.70	90.50
Charlotte, N. C. (via St. Louis)		180.90	134.45	180.90	134.45	182.65	130.80	169.25	121.20	151.80	114.45	179.30	128.10	164.90	118.55	169.25	121.20	120.70	90.50
Chattanooga, Tenn. (via Chicago)		156.05	115.75	156.05	115.75	157.50	112.85	144.10	103.25	126.90	96.55	154.30	110.20	139.90	100.70	143.80	103.25	101.05	72.55
Chattanooga, Tenn. (via St. Louis)		156.05	115.75	156.05	115.75	157.50	112.85	144.10	103.25	126.90	96.55	154.30	110.20	139.90	100.70	143.80	103.25	101.05	72.55
Chicago, Ill.		139.45	99.40	139.45	99.40	126.80	90.45	107.00	80.95	103.70	74.10	118.10	84.35	98.85	70.65	107.00	80.95	71.95	51.40
Cincinnati, Ohio		158.70	118.65	158.70	118.65	153.90	110.10	136.00	100.50	123.85	94.00	147.10	105.55	127.85	91.80	136.00	100.50	92.20	69.60
Cleveland, Ohio (via Standard)		172.65	123.35	172.65	123.35	160.05	114.35	140.25	104.85	129.30	98.05	151.35	108.30	132.05	94.55	140.25	104.85	99.85	75.35
Cleveland, Ohio (via Differential)		170.50	121.30	170.50	121.30	157.90	112.30	138.10	102.85	127.15	96.00	149.20	106.25	129.90	92.55	138.10	102.85	97.70	73.30
Columbus, Ohio		169.95	121.75	169.95	121.75	157.65	112.75	137.85	103.25	126.85	96.45	148.90	106.70	129.65	92.95	137.85	103.25	97.45	73.70
Columbia, S. C. (via Chicago)		179.25	134.25	179.25	134.25	183.90	131.90	170.80	122.30	151.40	115.05	179.25	128.75	166.35	119.65	169.90	122.30	120.30	91.10
Columbia, S. C. (via St. Louis)		179.25	134.25	179.25	134.25	183.90	131.90	170.80	122.30	151.40	115.05	179.25	128.75	166.35	119.65	169.90	122.30	120.30	91.10
Dallas, Texas (via Kansas City)		121.55	87.50	121.55	87.50	*126.60	*90.25	119.80	89.30	90.65	64.75	110.00	78.55	111.15	79.50	112.40	80.35	58.00	41.50
Dallas, Texas (via Denver)		101.95	75.80	116.95	83.35	*126.60	*90.25	119.80	89.30	90.65	64.75	110.00	78.55	111.15	79.50	112.40	80.35	58.00	41.50
Davenport, Iowa		132.55	96.75	132.55	96.75	120.95	87.90	106.40	78.30	91.70	65.50	110.75	79.10	91.50	65.40	106.40	77.70	59.90	42.85
Dayton, Ohio		162.80	118.90	162.80	118.90	153.15	109.95	133.35	100.45	122.40	93.65	144.45	103.90	125.20	90.15	133.35	100.45	92.95	70.30
Decatur, Ill. (via Chicago)		139.45	99.40	139.45	99.40	126.80	90.45	107.00	80.95	103.70	74.10	118.10	84.35	98.85	70.65	107.00	80.95	83.75	59.80
Decatur, Ill. (via St. Louis)		139.45	99.40	139.45	99.40	126.80	90.45	107.00	80.95	103.70	74.10	118.10	84.35	98.85	70.65	107.00	80.95	83.75	59.80
Denver, Colo.		88.95	66.85	88.95	66.85	*85.15	*60.85	78.95	56.40	41.00	29.30	60.20	42.95	56.23	40.20	58.10	41.55	30.00	20.00
Des Moines, Iowa		123.10	90.00	123.10	90.00	112.80	81.50	99.40	72.00	79.55	56.80	98.75	70.50	82.60	59.10	96.50	69.00	47.75	34.15
Detroit, Mich.		167.50	119.95	167.50	119.95	154.85	111.00	135.10	101.50	124.10	94.65	146.15	104.95	126.90	91.20	135.10	101.50	94.65	71.95
Duluth, Minn.		136.05	99.40	136.05	99.40	*114.30	*82.80	*98.30	*72.25	106.55	76.15	122.35	87.40	103.10	73.70	108.80	80.30	72.25	51.65
Erie, Pa.		181.40	128.35	181.40	128.35	168.75	119.35	148.95	109.90	138.00	103.05	160.05	113.30	140.80	99.60	148.95	109.90	108.55	80.35
Evansville, Ind. (via Chicago)		151.90	108.35	151.90	108.35	139.25	99.40	127.10	95.25	113.15	81.75	138.20	98.65	118.95	84.95	120.15	85.20	78.95	57.30
Evansville, Ind. (via St. Louis)		145.30	104.10	145.30	104.10	133.65	95.60	120.15	85.90	110.80	79.40	130.05	93.10	115.50	82.75	114.40	81.85	76.60	54.95
Flint, Mich.		166.20	119.20	166.20	119.20	153.60	110.20	133.80	102.75	122.85	93.90	143.35	103.35	124.10	89.50	133.80	102.75	93.40	71.20
Fort Wayne, Ind.		154.15	105.55	154.15	105.55	141.55	101.60	121.75	92.10	110.75	85.25	132.80	95.50	113.55	81.80	121.75	92.10	85.00	62.55
Grand Rapids, Mich.		157.80	113.15	157.80	113.15	145.20	104.15	125.40	94.70	114.45	87.85	136.45	98.10	117.20	84.40	125.40	94.70	85.00	65.15
Greensboro, N. C.		187.30	139.10	187.30	139.10	186.25	132.50	172.85	122.90	155.65	116.40	182.90	130.00	168.50	119.70	172.50	122.90	124.55	91.95
Harrisburg, Pa.		206.25	144.65	206.25	144.65	194.30	135.70	174.50	122.20	163.55	119.35	185.55	129.60	166.30	115.90	174.50	126.20	134.10	96.65
Hartford, Conn.		227.20	159.15	227.20	159.15	214.60	150.15	194.80	140.70	183.85	133.85	205.91	144.08	186.66	130.36	194.80	140.70	154.40	111.15
Houston, Texas (via Kansas City)		121.55	87.50	121.55	87.50	132.65	94.55	132.65	94.55	105.35	75.30	121.55	87.50	128.50	91.90	129.75	92.25	75.35	53.90
Houston, Texas (via Denver)		113.45	81.70	116.95	83.35	132.65	94.55	132.65	94.55	105.35	75.30	115.10	83.35	128.50	91.90	129.75	92.25	75.35	53.90
Indianapolis, Ind.		166.60	112.90	166.60	112.90	144.95	104.15	125.40	94.70	114.45	87.85	136.45	98.10	117.20	84.40	125.40	94.70	83.25	63.85
Jackson, Miss. (via Chicago)		143.75	103.95	143.75	103.95	146.40	104.35	136.80	98.50	136.80	98.50	143.75	103.95	133.60	95.50	136.80	98.50	106.15	75.95
Jackson, Miss. (via St. Louis)		131.95	98.55	131.95	98.55	146.40	104.35	136.80	98.50	117.30	84.30	130.85	97.65	133.60	95.50	136.80	98.50	86.20	62.05
Jacksonville, Fla. (via Chicago)		176.30	131.25	176.30	131.25	185.70	134.15	172.30	124.55	152.50	116.00	176.30	129.65	170.10	121.55	171.00	124.55	128.65	92.00
Jacksonville, Fla. (via St. Louis)		176.30	131.25	176.30	131.25	185.7													

PULLMAN SLEEPING CAR RATES

(Federal Transportation Tax of 10% not included)

These fares compiled from current Tariffs as of June 1, 1957 for information only. Not to be used for selling purposes. Subject to change without notice. See Page 49 for Rates for Upper Berths, Drawing Rooms, Compartments, Bedrooms, Roomettes, etc. Based on Applicable Lower Berth.

Chicago	St. Paul Minneapolis	Co. Bluffs Omaha	St. Louis	Kansas City	Denver	BETWEEN		Salt Lake City	Butte	Portland	Seattle Tacoma	Los Angeles	San Francisco
Lower Standard Berth	Lower Standard Berth	Lower Standard Berth	Lower Standard Berth	Lower Standard Berth	Lower Standard Berth	AND		Lower Standard Berth	Lower Standard Berth	Lower Standard Berth	Lower Standard Berth	Lower Standard Berth	Lower Standard Berth
\$20.15	\$21.70	\$15.90	\$20.15	\$16.70	\$12.25	Boise	Ida.	\$ 5.80	\$ 7.05	\$ 7.05	\$09.20	\$A14.50	\$*16.00
11.45	14.05	15.90	13.25	15.90	21.90	Boston	Mass.	26.00		33.20	33.20	34.05	34.05
17.00	*19.05	13.25	16.70	14.05	11.75	Butte	Mont.	6.30		9.95	9.95	14.70	14.70
20.55	19.85	16.20	20.15	17.35	11.75	Cedar City	Utah	5.80	*11.70	*17.25	*19.05	7.90	G*13.70
12.25	11.45	7.55	12.25	9.50		Cheyenne	Wyo.	7.55	9.95	16.70	16.70	16.70	16.70
12.25	5.80	6.70	5.80	6.30	12.25	Chicago	Ill.	16.70	17.00	24.20	24.20	24.20	24.20
16.70	*19.05	13.25	16.70	14.05	11.45	Denver	Colo.	8.70	11.75	17.00	17.00	17.70	17.70
6.30	6.70	5.80	5.80	5.80	7.55	Idaho Falls	Ida.	5.80	5.80	11.75	11.75	13.75	13.75
19.10	18.45	14.70	19.10	15.50	11.00	Kansas City	Mo.	14.05	14.05	20.80	20.80	20.80	20.80
						Ketchum (Sun Valley)	Ida.	5.80	5.90	8.70	M11.00	14.05	14.05
21.25	20.80	17.70	21.25	18.85	13.75	Las Vegas	Nev.	6.30	11.45	*17.75	*19.55	5.80	G*11.60
21.25	*23.50	17.70	*24.25	18.45	15.90	Lewiston	Ida.	10.20		5.80		*20.40	H*15.30
24.20	24.20	20.80	23.15	20.80	17.70	Los Angeles	Cal.	10.20	14.70	L13.75	E15.50		L5.80
20.15	19.85	16.20	20.15	17.00	11.75	Lund	Utah	5.80	9.95	*17.25	*19.05	7.55	G*13.35
5.80		5.80	6.70	6.70	11.45	Minneapolis	Minn.	16.70	*19.05	*26.60	*26.60	24.20	24.20
10.20	14.05	14.70	12.25	14.70	20.80	New York	N. Y.	25.00	25.25	33.20	33.20	33.20	33.20
16.70	16.70	13.25	16.70	14.05	8.70	Ogden	Utah		5.80	11.00	K13.25	10.20	10.20
6.70	5.80		5.80	5.80	7.55	Omaha-Council Bluffs		13.25	13.25	20.80	20.80	20.80	20.80
20.80	*23.50	17.70	20.15	18.45	14.05	Pendleton	Ore.	8.70	7.90	5.80	N6.30	A17.35	H*15.30
9.50	13.25	14.05	11.45	14.05	20.15	Philadelphia	Pa.	24.20	24.50	32.15	32.15	32.15	32.15
16.70	*19.05	13.25	16.70	14.05	9.20	Pocatello	Ida.	5.80	5.80	9.50	11.45	11.75	13.75
24.20	*26.60	20.80	23.15	20.80	17.00	Portland	Ore.	11.45	9.95		5.80	L13.75	L9.50
22.20	21.90	18.45	22.20	19.85	14.70	Reno	Nev.	7.55	12.25				L5.80
24.20	24.20	20.80	23.15	20.80	16.70	Sacramento	Cal.	9.50	14.05	L9.20	F11.00	L5.80	
16.70	16.70	13.25	16.70	14.05	8.70	Salt Lake City	Utah		6.30	11.45	13.25	10.20	10.20
24.20	24.20	20.80	23.15	20.80	17.70	San Francisco	Cal.	10.20	14.70	L9.50	C11.45	L5.80	
18.45	18.45	14.05	18.45	14.70	10.20	Seattle	Wash.	13.25	P9.95	5.80		H15.50	H11.45
					7.55	Shoshone	Ida.	5.80	5.80	8.70	B10.20	13.25	14.05
20.80	*23.50	17.70	20.15	18.45	15.90	Sioux City	Ia.	13.25	*19.05	20.80	20.80	20.80	20.80
						Spokane	Wash.	11.45	P5.80	5.80	P5.80	A18.10	H14.05
5.80	6.70	5.80	5.80	5.80	11.45	St. Louis	Mo.	*16.70	*16.70	*23.15	*23.15	*23.15	*23.15
19.10	18.45	14.70	19.10	15.50	11.00	St. Paul	Minn.	16.70	*19.05	*26.60	*26.60	24.20	24.20
24.20	*26.60	20.80	23.15	20.80	17.00	Sun Valley (Ketchum)	Ida.	5.80	5.90	8.70	M11.00	14.05	14.05
16.70	*19.05	13.25	16.70	14.05	11.45	Tacoma	Wash.	13.25	P9.95	5.80		H14.70	H11.00
						Victor	Ida.	5.80	5.80	11.75	11.75	13.75	13.75
20.80	*23.50	17.70	20.15	18.45	15.25	Walla Walla	Wash.	9.50	*13.35	5.80	*11.60	18.10	H*15.30
9.50	13.25	14.05	10.20	13.25	19.10	Washington	D. C.	24.20	24.50	32.15	32.15	31.40	31.40
16.70	*19.05	13.25	16.70	14.05	11.45	West Yellowstone	Mont.	5.80	5.80	11.75	11.75	13.75	13.75
22.50	*25.65	19.85	21.90	16.70	16.70	Yakima	Wash.	11.00				17.35	17.35

⊗ Lower Standard Berth Rate between Las Vegas, Nevada and Cedar City, Utah, \$5.80; between Pocatello, Idaho and West Yellowstone, Montana, \$5.80

* Made combination of fares.

- (A) Via Salt Lake City and Pocatello.
- (B) From Tacoma, lower standard berth, \$9.95.
- (C) Via Southern Pacific Company and Portland. From Tacoma, lower standard berth, \$11.00.
- (E) Via Southern Pacific Company and Portland. From Tacoma, lower standard berth, \$14.70.
- (F) Via Southern Pacific Company and Portland. From Tacoma, lower standard berth, \$10.20.
- (G) Via Los Angeles. (H) Via Southern Pacific Company and Portland.
- (K) From Tacoma, lower standard berth, \$12.55.
- (L) Via Southern Pacific Company.
- (M) From Tacoma, lower standard berth, \$10.20.
- (N) From Tacoma, lower standard berth, \$5.80.
- (P) Via Direct Lines. (Q) From Tacoma, lower standard berth \$8.70.

• Berth rates to and from Cheyenne, Denver and west apply via Omaha or via Kansas City.

⊗ Rates effective and service available only during Parks Summer Season.

Bedroom Rates: Bedrooms are available on most Union Pacific trains. See equipment pages 8 to 23 inclusive. A Double bedroom contains one lower and one upper berth.

EXCLUSIVE SPACE OCCUPANCY BY ONE PERSON: One and one-fourth rail tickets required for exclusive use of drawing-room; two adult rail tickets required for two bedrooms en suite or one bedroom and one compartment en suite. EXCEPTIONS: Between Chicago, Ill., and Pendleton, Ore., and points north or west thereof, or between Chicago, Ill., and Butte or West Yellowstone, Mont., or Victor, Ida., only one and one-fourth rail tickets required for two bedrooms en suite, or a bedroom and compartment en suite. Pullman space charges additional.

Lower Standard Berth Rate to Los Angeles and Las Vegas from points shown, quoted via Pocatello, Idaho and Salt Lake City, Utah.

BETWEEN		
Ayer, Wash. and Los Angeles		\$18.10
Cheney, Wash. and Los Angeles		18.10
La Grande, Ore. and Los Angeles		16.70
Marengo, Wash. and Los Angeles		18.10
Hinkle, Ore. and Los Angeles		17.35
Wallula, Wash. and Los Angeles		17.35

BETWEEN		
Ayer, Wash. and Las Vegas, Nev.		15.25
La Grande, Ore. and Las Vegas, Nev.		12.95
Pendleton, Ore. and Las Vegas, Nev.		13.75
Shoshone, Ida. and Las Vegas, Nev.		9.50
Spokane, Wash. and Las Vegas, Nev.		16.20
Hinkle, Ore. and Las Vegas, Nev.		14.05
Wallula, Wash. and Las Vegas, Nev.		14.50

Table of Rates for Various Accommodations in Standard Pullman Sleeping Cars Effective June 1, 1957

(Federal Transportation Tax of 10% not included)

Where Lower Berth Rate is	Upper Berth Rate is	Room-ette for one Person is	Duplex Single Room for one Person is	Bed Room for one Person is	Bed Room for two or more Persons is	Bed R'm Suite for two or more Persons is	Com-partm't for one Person is	Com-partm't for two or more Persons is	Drawing Room for one Person is	Drawing Room for two or more Persons is
\$5.80	\$4.40	\$8.10	\$9.20	\$10.90	\$12.75	\$21.85	\$11.55	\$13.85	\$15.90	\$19.35
5.90	4.50	8.25	9.35	11.20	12.95	22.35	11.75	14.10	16.20	19.75
6.30	4.75	8.75	10.00	12.05	13.95	24.10	12.65	15.15	17.40	21.15
6.70	5.15	9.40	10.65	12.75	14.65	25.45	13.40	16.05	18.40	22.40
7.05	5.40	9.95	11.40	13.40	15.50	26.75	14.10	16.95	19.40	23.65
7.55	5.65	10.55	12.05	14.40	16.65	28.80	15.10	18.10	20.75	25.25
7.90	6.10	11.05	12.75	15.10	17.50	30.15	15.85	19.00	21.75	26.55
8.30	6.30	11.60	13.25	15.80	18.20	31.55	16.60	19.90	22.80	27.75
8.70	6.65	12.20	13.90	16.65	19.20	33.30	17.45	20.90	23.95	29.20
9.20	6.95	12.80	14.55	17.50	20.20	35.00	18.40	22.10	25.30	30.80
9.50	7.15	13.25	15.25	18.15	20.95	36.25	19.05	22.85	26.20	31.90
9.95	7.55	13.80	15.90	18.90	21.90	37.75	19.90	23.85	27.40	33.35
10.20	7.80	14.40	16.40	19.45	22.50	38.95	20.45	24.50	28.10	34.25
10.70	8.10	14.85	16.90	20.40	23.55	40.75	21.40	25.70	29.45	35.85
11.00	8.40	15.50	17.65	20.95	24.30	41.95	22.05	26.45	30.35	36.90
11.45	8.65	16.00	18.25	21.75	25.20	43.45	22.90	27.50	31.50	38.35
11.75	9.00	16.60	18.95	22.35	25.95	44.75	23.55	28.25	32.35	39.45
12.25	9.25	17.10	19.45	23.25	26.90	46.55	24.50	29.45	33.70	41.05
12.55	9.50	17.65	20.10	23.85	27.65	47.70	25.15	30.15	34.55	42.10
12.95	9.85	18.15	20.75	24.60	28.50	49.20	25.90	31.10	35.65	43.40
13.25	10.10	18.65	21.30	25.25	29.20	50.50	26.55	31.85	36.50	44.45
13.75	10.50	19.20	22.00	26.10	30.35	52.20	27.50	33.00	37.80	46.05
14.05	10.70	19.70	22.45	26.80	31.00	53.60	28.15	33.75	38.70	47.15
14.50	10.95	20.20	23.05	27.50	31.90	55.00	29.00	34.80	39.85	48.60
14.70	11.35	20.70	23.70	28.10	32.45	56.20	29.45	35.30	40.45	49.25
15.25	11.50	21.25	24.30	28.95	33.50	57.90	30.50	36.60	41.95	51.10
15.50	11.80	21.70	24.75	29.60	34.25	59.15	31.05	37.25	42.70	52.00
15.90	12.10	22.20	25.40	30.10	34.95	60.25	31.80	38.15	43.70	53.25
16.20	12.35	22.70	25.95	30.80	35.70	61.65	32.40	38.90	44.55	54.30
16.70	12.70	23.25	26.60	31.65	36.65	63.35	33.40	40.05	45.90	55.90
17.00	12.90	23.75	27.10	32.25	37.40	64.50	34.05	40.80	46.80	57.00
17.35	13.20	24.30	27.75	32.95	38.10	65.90	34.65	41.60	47.65	58.05
17.70	13.55	24.75	28.25	33.65	39.05	67.30	35.40	42.50	48.70	59.35
18.10	13.70	25.25	28.85	34.35	39.75	68.70	36.15	43.40		

TRAFFIC REPRESENTATIVES . . . UNION PACIFIC RAILROAD

Here, for your convenience, is a list of Union Pacific office addresses, telephone numbers, and names of the men and women at each. If you want advice in connection with your travel plans, call the nearest

office. Someone there will gladly give you the information. These offices are at your service—for reservations, for convenient side trips, for help in changing trains or making connections.

ABERDEEN, WASH.—3 U. P. Station, K and River Sts.—Phone Aberdeen 1018
S. A. FREDEN . . . General Traffic Agent

ALHAMBRA, CALIF.—City Tkt. Office, 51 S. Garfield Ave.—Phone Atlantic 18763
M. F. LOGUE . . . (or Phone Cumberland 32624) . . . Ticket Agent

ASTORIA, ORE.—968 Commercial St.—Phone 304
FLOYD C. FOSTER . . . Traffic Agent

ATLANTA 3, GA.—705 Fulton Nat'l Bank Bldg., 55 Marietta St., N. W.—
P. S. SMITH . . . (Phone Jackson 4-6261) . . . General Traffic Agent
J. R. TURNER . . . (Tampa) . . . Traffic Agent

BEND, ORE.—1054 Bond St.—Phone Evergreen 2-1901
C. W. REXROAD . . . General Traffic Agent

BEVERLY HILLS, CALIF.—9571 Wilshire Blvd.—Phone Crestview 1-7167
E. D. CHAMBERLAIN . . . (or Phone BRadshaw 2-1633) . . . Traffic Agent
HAROLD FRIEDMAN . . . City Ticket Agent

BIRMINGHAM 3, ALA.—701 Brown-Marx Building—Phone Alpine 2-1837
JOHN D. GLOVER . . . General Traffic Agent

BOISE, IDAHO—City Ticket Office, Idaho Bldg., 212 No. 8th St.—Phone 3-6165
A. H. GENGE . . . Traffic Manager
D. F. ALVORD . . . General Traffic Agent
W. J. HYNES . . . Special Representative
C. S. SHARP . . . City Passenger and Ticket Agent

BOSTON 8, MASS.—208 Old South Bldg., 294 Washington St.—
M. W. COONERTY . . . (Phone Hubbard 2-6380) . . . General Traffic Agent

BREMERTON, WASH.—Consolidated Ticket Office, 228 First St.—Phone B'Ssez 3-1401
S. S. HARVEY . . . Ticket Agent

BUTTE, MONT.—609 Metals Bank Bldg., 8 West Park Street—Phone 22389
J. D. FORD . . . General Traffic Agent
Consolidated Ticket Office—2 North Main Street—Phone 3276
R. E. BERNER . . . Ticket Agent

CEDAR CITY, UTAH—Union Pacific Station—Phone 95
F. R. GAINES . . . Agent

CHEYENNE, WYO.—City Ticket Office, 120 W. 16th St.—Phone 4-4421
C. E. ASTLER . . . Special Representative
F. H. GILROY . . . General Traffic Agent
W. A. BROWN . . . City Passenger and Ticket Agent

CHICAGO 3, ILL.—11 South LaSalle Street at Madison—
H. C. YERGER . . . Traffic Manager
J. M. ADAMS . . . (Randolph 6-0141) . . . General Freight Agent
J. C. POLLOCK . . . General Passenger Agent
W. V. LAYMAN . . . General Traffic Agent
J. R. HENDERSON . . . Foreign Freight Traffic Manager

CHICAGO 3, ILL.—City Ticket Office, One So. LaSalle Street—
ALFRED J. WHITE . . . (Phone Randolph 6-0141) . . . District Traffic Agent
P. B. KELCH . . . City Ticket Agent
MISS MARION A. MCKINNEY . . . Women's Travel Department

CHICAGO 6, ILL.—Room 384, Union Station—Phone Randolph 6-0141
CARL H. MERTENS . . . Manager, Department of Tours

CINCINNATI 2, OHIO—303 Dixie Term. Bldg., 4th & Walnut Sts.—Phone M Atn 1-0144
E. W. MAU . . . General Traffic Agent
J. J. MCCARTHY . . . District Traffic Agent

CLEVELAND 13, OHIO—1407 Terminal Tower, 50 Public Square—
G. A. BROWN . . . (Phone MAine 1-3070) . . . General Traffic Agent
G. W. NESTER . . . (Buffalo) . . . Traffic Agent

DALLAS 1, TEXAS—2108 Mercantile Bank Bldg.—Phone RYerside 1-3915
M. A. ARNOLD . . . General Traffic Agent
ERNICE STOVALL, JR. . . (Houston) . . . Traffic Agent

DENVER 2, COLO.—City Ticket Office, 535 17th Street—Phone KYstone 4-1141
P. F. ECHELE . . . Traffic Manager
A. B. TAYLOR . . . General Freight and Passenger Agent
E. R. A. SIEMERS . . . General Traffic Agent
L. C. CLEAVINGER . . . City Ticket Agent
W. L. BOUDREAU . . . Depot Passenger Agent
Mrs. Lu GRAY BROWN . . . Women's Travel Department

DES MOINES 9, IOWA—407 Equitable Bldg., 6th & Locust Sts.—
W. W. MCKEE . . . (Phone CHerry 3-0583) . . . General Traffic Agent

DETROIT 26, MICH.—612 Book Bldg., 1249 Washington Blvd.—
C. J. STEGEMAN . . . Traffic Manager
F. O. KANSORKA . . . (Woodward 1-7794) . . . General Traffic Agent
R. L. CLARK . . . District Traffic Agent
V. W. LIDDELL . . . District Traffic Agent
G. A. NESTOR . . . (Grand Rapids) . . . Traffic Agent
A. J. BRAMAN . . . (Lansing) . . . Traffic Agent
H. E. JOHNSON . . . (Toledo) . . . Traffic Agent

EAST LOS ANGELES, CALIF.—5454 Ferguson Drive—Phone RAYmond 3-5821
J. J. WALKER . . . Ticket Agent

EUGENE, ORE.—Suite 21, Cascade Bldg., 163 East 12th Avenue
J. E. ATHERTON . . . (Phone DIamond 5-8461) . . . General Traffic Agent

FRESNO 1, CALIF.—207 Rowell Bldg., Tulare St. & Van Ness Ave.—
H. G. PELLETIER . . . (Phone AMherst 4-6671) . . . General Traffic Agent
A. H. CLARK . . . (Bakersfield) . . . Traffic Agent

GERING, NEBR.—Union Pacific Station—Phone 55
F. M. PURNELL . . . General Traffic Agent

GLENDALE 3, CALIF.—City Ticket Office, 404½ North Brand Boulevard—
W. A. SHOOK . . . (Phone CITrus 1-2174 or CHApman 6-1370) . . . General Traffic Agent
W. P. HISERODT . . . City Ticket Agent

HOLLYWOOD 28, CALIF.—City Ticket Office, 6702 Hollywood Blvd.—
V. J. SCHMITTROTH . . . Phone . . . General Traffic Agent
J. A. JANSSEN . . . (Hollywood 4-0221) . . . City Ticket Agent

HUNTINGTON PARK, CALIF.—City Ticket Office, 7002 Pacific Blvd.—
J. M. MOONEY, JR. . . (Phone LUdow 8-9281) . . . Traffic Agent

KANSAS CITY 6, MO.—200 Waldheim Bldg., 6 East Eleventh St.—Phone VICTor 2-6530
S. REINHARDT . . . Traffic Manager
R. C. DARGY . . . General Freight and Passenger Agent
City Ticket Office—2 East Eleventh Street—Phone VICTor 2-6530
HARRY M. BACK . . . General Traffic Agent
C. T. CLARKE . . . City Ticket Agent
B. E. MRAD . . . (Hays) . . . Traffic Agent
D. V. MARTIN . . . (Manhattan) . . . Traffic Agent
G. B. CRIPPEN . . . Depot Passenger Agent
Kansas City, Kans., Union City Ticket Office, Town House Hotel, 7th & State Sts.
A. B. NOWELL . . . (Phone ATwater 1-1650) . . . City Ticket Agent

LAS VEGAS, NEV.—Union Pacific Station—Phone Dudley 4-9000
W. R. NEUSTROM . . . General Traffic Agent
L. M. LAYNE . . . District Traffic Agent
P. D. BOTSFORD . . . Ticket Agent

LEWISTON, IDAHO—Room 7, Union Depot—Phone 3-4121
H. J. BERGER . . . General Traffic Agent

LINCOLN 8, NEBR.—City Ticket Office, 234 So. 13th St.—Phone 2-6517
J. F. TURRENTINE . . . General Traffic Agent

LONG BEACH 2, CALIF.—City Ticket Office, 144 Pine Avenue—
R. W. CONNELL . . . (Phone HEmlock 7-2931) . . . General Traffic Agent
W. A. MANZ . . . City Ticket Agent

LONGVIEW, WASH.—Ticket Office, 1453 Broadway Phone Hamilton 3-9210
B. H. PAST . . . Ticket Agent

LOS ANGELES 14, CALIF.—Union Pacific Bldg., 422 W. 6th Street—
J. W. PADDEN . . . Traffic Manager
F. L. MORGAN . . . (TRinity 9211) . . . Assistant Traffic Manager
D. D. MALONEY . . . General Freight Agent
H. J. BURING . . . General Freight Agent
N. E. LUTHI . . . General Passenger Agent
E. E. SWANSON . . . Assistant General Passenger Agent
G. M. ROLAND . . . District Baggage Agent
City Ticket Office—Union Pacific Bldg., 434 W. 6th Street—Phone TRinity 9211
R. H. LUND . . . City Ticket Agent
Union Pacific Building—608 So. Olive Street—Phone TRinity 9211
C. F. HALLSMAN . . . General Agent, Passenger Department
619 So. Olive Street—Phone TRinity 9211
H. J. DeLACY . . . General Agent, Freight Department
Union Passenger Station—Phone TRinity 9211
RAYMOND MAHONEY . . . Depot Ticket Agent
M. F. BILLINGS . . . Depot Passenger Agent
R. S. NELSON . . . Depot Passenger Agent

MEDFORD, ORE.—Room 207, Medical Center Bldg., Phone Spring 3-5388
R. D. TOOMEY . . . General Traffic Agent

MEMPHIS 3, TENN.—1137 Sterick Bldg., 8 No. Third St.—Phone JACkson 5-2419
G. E. ROTHROCK . . . General Traffic Agent
D. J. NELSON . . . (No. Little Rock, Ark.) . . . Traffic Agent

MILWAUKEE 3, WIS.—814 Warner Bldg., 212 W. Wisconsin Ave.—
R. T. PAYNE . . . (Phone BRoadway 1-7833) . . . General Traffic Agent
P. H. SCHMIDT . . . (Appleton) . . . Traffic Agent

MINNEAPOLIS 2, MINN.—890 Northwestern Bank Bldg., 620 Marquette Ave.—
C. A. RICHARDS . . . Phone . . . General Traffic Agent
E. E. SWANSON . . . { FEderal 2-2451 } . . . District Traffic Agent

NEW ORLEANS 12, LA.—504 National Bank of Comm. Bldg., 210 Baronne St.—
D. V. RICKSON . . . (Phone CAnal 2274) . . . General Traffic Agent

NEW YORK 20, N. Y.—626 Fifth Ave., Suite 350, Rocketeller Center—
T. L. VOGEL . . . (Phone CIRCLE 6-4900) . . . Traffic Manager
L. G. STAHL . . . (Phone CIRCLE 6-4908) . . . General Freight and Passenger Agent
L. J. MCKERNAN . . . (Phone CIRCLE 6-4900) . . . General Traffic Agent
C. J. SMITH . . . District Traffic Agent
H. G. LOCKE . . . District Traffic Agent
H. J. ZANTON . . . (Syracuse) . . . Traffic Agent
C. R. HICKS . . . Passenger and Ticket Agent

OAKLAND 12, CALIF.—214 First Western Bank Bldg., 436 14th St.—
J. A. GOLOBICK . . . (Phone GLencourt 1-8576) . . . General Traffic Agent

OGDEN, UTAH—City Ticket Office, Ben Lomond Hotel Bldg.—Phone 4-6553
J. F. AGER . . . General Traffic Agent
H. O. MCINTYRE . . . District Traffic Agent
G. A. NEBEKER . . . Depot Passenger Agent

OMAHA 2, NEBR.—Union Pacific Building, 1416 Dodge St.—Phone JACkson 5222
A. G. HILKER . . . Passenger Traffic Manager
G. ANDERSON . . . Assistant Passenger Traffic Manager
I. D. KESSLER . . . Assistant Passenger Traffic Manager
R. B. JOHNSON . . . General Passenger Agent
G. I. GILES . . . Assistant General Passenger Agent
F. W. HICKSON . . . Manager Mail, Baggage and Express Traffic
J. C. BEAUMONT . . . Traffic Manager
J. W. JARVIS . . . Supervisor, Livestock and Agriculture
City Ticket Office—Corner 15th & Dodge Streets—Phone JACkson 5222
WALTER CONREY . . . General Agent, Passenger Department
M. W. BREWER . . . City Ticket Agent
H. A. HORNER . . . (Kearney) . . . Traffic Agent
J. R. DANLEY . . . (Grand Island) . . . Traffic Agent
D. J. LEWIS . . . Depot Passenger Agent
R. A. FORAL . . . General Agent, Freight Department

City Ticket Office—1614 Farnam Street—Phone JACkson 5222
W. W. NEILL . . . Ticket Agent

PASADENA 1, CALIF.—Un. Pac. Station, 205 W. Colorado St.—Ph. SYcamore 2-4107
L. A. WIRGLER . . . General Traffic Agent
F. R. LEFFINGWELL . . . City Ticket Agent

PHILADELPHIA 2, PA.—904 Girard Trust Bldg., Broad St. & So. Penn Sq.—
W. D. HARING . . . (Phone RIttenhouse 6-2170) . . . General Traffic Agent

PITTSBURGH 22, PA.—1419 Oliver Bldg., Smithfield Street and Sixth Avenue—
H. F. BREVOORT . . . Phone . . . General Traffic Agent
GREGG W. COOK . . . { ATlantic 1-0260 } . . . District Traffic Agent

POCATELLO, IDAHO—Union Pacific Passenger Station—Phone 228
R. A. ANDERSON . . . General Traffic Agent
L. G. MALZAHN . . . (Idaho Falls) . . . Traffic Agent
R. B. WRIGHT . . . (Twin Falls) . . . Traffic Agent

POMONA, CALIF.—Union Pacific Passenger Station—Phone LYcoming 2-5661
G. J. CROSS . . . Traffic Agent

PORTLAND 5, ORE.—751 Pittcock Block—Phone CApitol 7-7771
C. W. EVERS . . . Traffic Manager
W. V. KEE . . . Assistant Traffic Manager
C. H. SALTMARSH . . . General Passenger Agent
F. A. COLE . . . Assistant General Passenger Agent
T. J. DOWD . . . General Agent, Freight Department
DON SUTHERLAND . . . District Baggage Agent
L. A. NEASE . . . District Baggage Agent
City Ticket Office—701 S. W. Washington Street—Phone CApitol 7-7771
N. B. FALLAS . . . General Agent, Passenger Department
C. P. WHEELER . . . City Ticket Agent
O. M. HANSEN . . . Depot Passenger Agent

RENO, NEV.—209 American Bldg., 131 West 2nd St.—Phone FA 3-4881
W. M. CUNNINGHAM . . . General Traffic Agent

RIVERSIDE, CALIF.—Union Pacific Pass. Station, 7th & Vine Sts.—
J. L. BRECHIN . . . (Phone OVerland 3-3190) . . . General Traffic Agent

ST. JOSEPH 2, MO.—City Ticket Office, 516 Francis Street—Phone 2-5485
L. L. CRAWFORD . . . General Freight and Passenger Agent
W. R. TAYLOR . . . Passenger and Ticket Agent
J. W. MARTIN . . . (Hastings, Nebr.) . . . Traffic Agent

ST. LOUIS 1, MO.—1223 Ambassador Bldg., 411 North 7th St.—Phone CHestnut 1-7760
T. W. GURSKY . . . General Traffic Agent

SACRAMENTO 14, CALIF.—217 Forum Bldg., 1107 Ninth St.—
F. A. FOX . . . (Phone GILbert 2-1025) . . . General Traffic Agent
J. G. JOHNSON . . . (Klamath Falls) . . . District Traffic Agent

SALINA, KANS.—Third and Ash Streets—Phone 1631
FRANK S. BEDNAR . . . General Traffic Agent

SALT LAKE CITY 11, UTAH—417 South Main St.—Phone EMpire 3-1544
R. F. PETTIGREW . . . Traffic Manager
RHEES FIFE . . . General Freight and Passenger Agent
R. T. GRIFFIN . . . General Traffic Agent
E. H. LYMAN . . . District Traffic Agent
J. G. SEEGMILLER . . . City Ticket Agent
H. H. HOLMES . . . Depot Passenger Agent

SAN DIEGO 1, CALIF.—City Ticket Office, 320 Broadway—Phone BELmont 3-7241
H. G. LARIMER . . . General Traffic Agent
L. H. LINSTROM . . . Ticket Agent

SAN FRANCISCO 2, CALIF.—291 Geary Street—Phone GARfield 1-6050
M. H. FOWLER . . . Traffic Manager
F. C. BELL . . . General Traffic Agent
W. E. KENNEDY . . . (Santa Rosa) . . . Traffic Agent

City Ticket Office—Geary at Powell Street—Phone GARfield 1-6050
B. P. COSTELLO . . . General Freight and Passenger Agent
J. T. FITZGERALD . . . City Ticket Agent

SAN JOSE 13, CALIF.—\$11 Bank of America Bldg., First and Santa Clara Sts.—
H. G. DANNER . . . (Phone CYpress 2-5378) . . . General Traffic Agent
W. H. MCPHERSON . . . (Salinas) . . . District Traffic Agent

SAN PEDRO, CALIF.—City Ticket Office, 805 So. Pacific Ave.—
J. V. CONNETT . . . (Phone TErminat 2-7631) . . . General Traffic Agent
R. N. ASBRY . . . City Ticket Agent

SANTA ANA, CALIF.—City Ticket Office, 305 North Main Street—
ERNST G. HAYES . . . (Phone KImberly 2-3979) . . . General Traffic Agent

SANTA MONICA, CALIF.—City Ticket Office, 307 Santa Monica Blvd.—
W. A. CHENEY . . . (Phone EX brook 5-1213) . . . General Traffic Agent
L. A. MALASPINA . . . City Ticket Agent

SEATTLE 4, WASH.—204 Union Station, 4th Ave. & Jackson St.—Phone ELlIott 6953
P. A. AULENBACHER . . . Assistant Traffic Manager

SEATTLE 1, WASH.—City Ticket Office—1300 Fourth Avenue at University—
W. H. AHLGRIM . . . (Phone ELlIott 6933) . . . General Traffic Agent

SIOUX CITY 1, IOWA—418 Benson Bldg., 705 Douglas St.—Phone 5-8328
L. J. ROACH . . . General Traffic Agent

SPOKANE 4, WASH.—City Ticket Office—727 Sprague Ave. Corner Post St.—
J. R. LIVSEY . . . (Phone MAdison 4-4131) . . . General Traffic Agent
WILLIAM BELL . . . 818-16th Ave. West, Calgary, Canada . . . Traffic Agent
Phone R-1170

STOCKTON 6, CALIF.—206 California Bldg., 11 So. San Joaquin St.—
CARL BIANCHINI . . . (Phone HOward 6-3581) . . . General Traffic Agent
L. A. DAY . . . (Modesto) . . . Traffic Agent

SUN VALLEY, IDAHO—Phone Sun Valley 5311
J. D. SIDLEY . . . Transportation Agent

TACOMA 2, WASH.—City Ticket Office, 114 South Ninth St.—
F. G. ROTHWELL . . . (Phone BRoadway 2-2276) . . . General Traffic Agent
L. E. TOMPKINS . . . (Longview) . . . Traffic Agent

TOPEKA, KANS. Freight Station—Phone 5-2134
R. A. WINN . . . General Traffic Agent

TORONTO 1, ONT.—201-2 Canadian Pacific Bldg., 69 Yonge St.—Phone EMpire 4-7239
W. W. CREIGHTON . . . General Traffic Agent

TULSA 3, OKLA.—721 Kennedy Bldg., 321 South Boston St.—Phone CHerry 2-6859
L. B. BRADLEY . . . General Traffic Agent

VICTOR, IDAHO—Union Pacific Station . . . Phone 521
R. O. RYTTING . . . Agent

WALLA WALLA, WASH.—Union Pacific Passenger Station, 13th & West Main Sts.
J. M. LANDAU . . . (Phone JACkson 9-1610) . . . General Traffic Agent
L. E. DONAHUE . . . (Pendleton) . . . Traffic Agent

WASHINGTON 5, D.C.—600 Shoreham Bldg., 15th and H Sts., N. W.—
C. G. DANKMYER . . . Phone . . . General Traffic Agent
RAY C. HARTEL . . . (REpublic 7-0600) . . . District Traffic Agent
R. H. GATES . . . (Richmond, Va.) . . . Traffic Agent

WEST YELLOWSTONE, MONT.—Union Pacific Station . . . Phone 2291
J. A. SMITH . . . (Station open only during Summer Season) . . . Agent

WINSTON-SALEM 3, N. C.—311 Reynolds Bldg., 4th and Main Sts.—
D. R. WALKER . . . (Phone PArk 2-4381) . . . General Traffic Agent

YAKIMA, WASH.—Union Pacific Building, 104 W. Yakima Ave.—
R. A. HOWLAND . . . (Phone GLEncourt 7-4181) . . . General Traffic Agent
F. B. COX . . . (Kennewick, Wash.) . . . Traffic Agent

E. A. KLIPPEL
General Passenger Traffic Manager
OMAHA 2, NEBR.

W. T. BURNS
Vice-President, Traffic
OMAHA 2, NEBR.

J. R. MacANALLY
General Freight Traffic Manager
OMAHA 2, NEBR.

ESCORTED, ALL-EXPENSE WESTERN TOUR VACATIONS

Each year, from Mid-June through August, with added departures to California until early October, Union Pacific operates a variety of all-expense, escorted tours from Chicago and Omaha to many of the West's most scenic attractions.

Ranging from one to three weeks, each visits at least one National Park including Yellowstone, Grand Teton, Rocky Mountain, Zion, Bryce Canyon, Grand Canyon, Yosemite and Mt. Rainier, as well as other interesting stopovers in Colorado, California, Utah, the Pacific Northwest and the Canadian Rockies.

All-Expense Escorted Tours are the ideal way to relaxing, carefree, enjoyable vacations. All reservations are arranged in advance — no travel details to worry about — you know the cost before you start — and you enjoy the companionship of congenial people.

Let us tell you about them! Ask your nearest Union Pacific representative or mail the coupon.

Carl H. Mertens, Manager Phone Randolph 6-0141
Union Pacific Dept. of Tours
1 South LaSalle Street
Chicago 3, Ill.

Please send information about your all-expense escorted tour vacations.

Name _____
Address _____
City _____ Zone _____
State _____

Union Pacific Department of Tours