

What would YOU say  
is the most relaxing  
way to travel

Each mode of travel has its advantages but we believe that you — man or woman — will agree that going by train gives you complete relaxation and feeling of safety. This applies particularly to business trips when you want to get away from tiresome daily routine — and take it easy.

So . . . may we suggest that on your next trip through the West you ride a Union Pacific Domeliner or Streamliner. *Extra Service Without Extra Fare.*

Union Pacific provides the newest and finest in sleeping car accommodations. Your Pullman room is a haven of rest and, if you wish, a private office where you are undisturbed.



For a "change of pace" there's an inviting Club or Lounge car, or step up to the Astra Dome for picture-window views of the romantic West. And dining-car meals are tastefully prepared . . . graciously served.

**UNION PACIFIC**

*Domeliners and Streamliners*

"CITY OF LOS ANGELES"  
"CITY OF PORTLAND"  
(between Chicago and Pacific Coast)  
"CITY OF DENVER"  
(overnight between Chicago-Denver)

"CITY OF ST. LOUIS"  
(between St. Louis-Kansas City-Denver-Salt Lake City-Los Angeles-San Francisco)  
"CITY OF SAN FRANCISCO"  
(between Chicago-San Francisco)

"PORTLAND ROSE"  
(between Kansas City-Denver-Portland)  
"CITY OF LAS VEGAS"  
(between Los Angeles-Las Vegas)

**UNION PACIFIC** *Railroad*  
OMAHA 2, NEBRASKA

*Dependable Service . . . Passenger and Freight*

# UNION PACIFIC RAILROAD

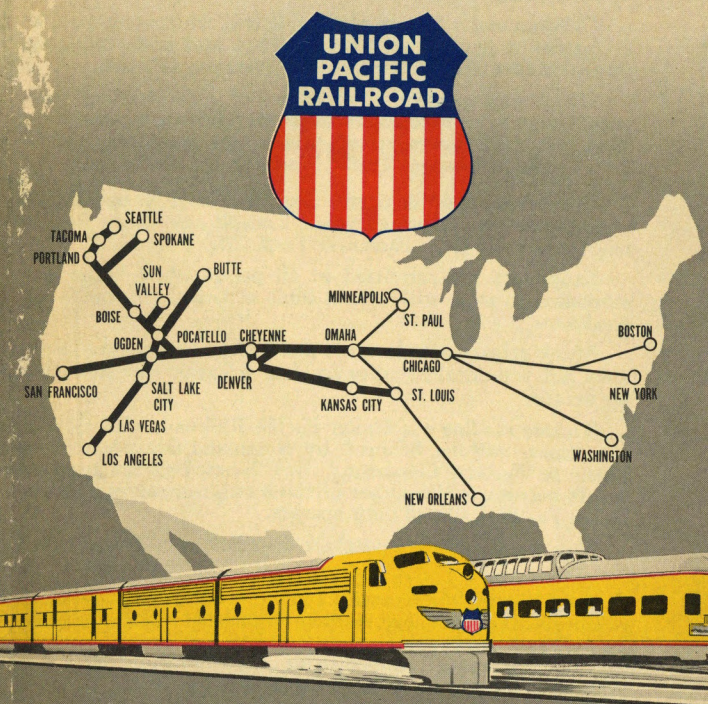
## TIME TABLES



**SERVES ALL THE WEST**

# UNION PACIFIC RAILROAD

## TIME TABLES



**SERVES ALL THE WEST**

# TABLE OF CONTENTS

Section	Page	Section	Page
Index to Union Pacific Stations.....	3 to 5	Connecting Bus Lines Service.....	40
Equipment of Through Trains.....	6 to 21	Address of Principal Union Pacific Stations.....	42
Condensed Train Schedules.....	6 to 21	Reserved Coach Seat Charges.....	44
Complete Train Schedules.....	22 to 39	One Way Railroad Fares.....	45
Map of Union Pacific and Connecting Lines.....	26 and 27	Round Trip Railroad Fares.....	46 and 47
Connecting Rail Lines Service.....	41, 42 and 43	Pullman Sleeping Car Charges.....	48 and 49
Connecting Bus Lines at East Los Angeles.....	12 and 29	Pullman Seat Fares.....	49
		Union Pacific Representatives.....	50 and 51

## INFORMATION

Miles shown on **mile posts** read westward from Council Bluffs, Iowa. Miles shown herein are from Omaha, Nebraska. (Variance approximately 3 miles.)

**Time** from midnight to noon inclusive, is indicated by light face type; **from noon to midnight inclusive, by dark face type.**

Any person who, because of mental, physical or other disability, is incapable of properly caring for himself or herself, will be received as a passenger **ONLY** when accompanied by a competent attendant.

New **leg rest seat coaches** are assigned to the Domeliners and Streamliners. Every effort is made to maintain this service, but operation of non-leg rest coaches may be necessary on occasions, due to emergencies or shortages.

On trains that carry **chair car porters**, there is no charge for the services of the porter. He will, however, collect a nominal charge for pillows.

Children under 5 years of age ride free, when accompanied by parent or guardian; 5 years of age and under 12, pay **one-half fare**; 12 years of age and over, pay full fare.

Should any question or difference of understanding arise with agents or conductors as to **proper fare** or ticket privileges, please pay fare requested, take receipt, and communicate with General Passenger Traffic Manager, Omaha 2, Nebr.

**Tickets unused** or partly used, will be redeemed under tariff regulations at proper value. Consult any Union Pacific office or write to Gen'l Passenger Traffic Mgr., Omaha 2, Nebr.

**Stopovers** are permitted at all points where trains are scheduled to stop, within final limit of tickets, by notifying conductor.

Many attractive **side trips** and optional routes are available. Ask your local Agent or any Union Pacific representative for details.

Tickets reading via Union Pacific Railroad, with certain exceptions, will be honored by Northland Greyhound Bus Lines or Western Greyhound Bus Lines, between any two points between which either of those two companies and the Union Pacific Railroad both operate.

You are requested to purchase your tickets before boarding the train.

At **Chicago** the Transfer coupon on a through railroad ticket entitles the holder, without additional charge, to have himself and hand luggage transferred in a Railroad Transfer Service car from his incoming to his outgoing station. Or, when there is at least a 3-hour interval between arrival of train in Chicago and scheduled departure time from outgoing station, Railroad Transfer Service will transfer such luggage to the passenger's outgoing station where it can be claimed at the parcel check room. The charge for this service is the usual parcel checking fee plus a 25 cent charge made by the Railroad Transfer Service for each bag or parcel.

It is desirable to mark or tag each piece of baggage (for easy identification) with your name and address and, in addition, place your name and permanent address inside each

piece, whether it is checked or carried with you on the train. Ask Ticket or Baggage Agent for free **address labels.**

For the convenience and comfort of themselves and others, passengers are requested to check their **hand baggage** whenever possible, except that actually needed for personal use enroute. No responsibility is assumed for unchecked articles left in stations, on platforms or in cars.

**Checkable Baggage** consists of wearing apparel, toilet articles and such personal effects as the passenger may need for use on the trip.

Money, jewelry, negotiable papers, liquids, fragile or perishable articles, radios, typewriters, dishes and household goods are examples of some of the articles not checkable as baggage. Consult Agent.

One hundred and fifty (150) pounds of baggage, not exceeding one hundred dollars (\$100.00) in value, may be checked free on each adult ticket, and one-half those amounts in connection with children's half-fare tickets. Family fare plan tickets, however, provide for free checking of three hundred (300) pounds of baggage, not exceeding two hundred dollars (\$200.00) in value, regardless of number of passengers for which the ticket is issued.

Passengers have the privilege of declaring additional value on checked baggage, not to exceed a total of \$2500.00, upon payment of a nominal charge, or purchase St. Paul Fire & Marine Insurance Company baggage insurance in any amount. Consult Agent.

Dogs and other small household pets may be transported in baggage cars subject to tariff regulations or they may be taken into room accommodations, subject to Pullman Company regulations, when in suitable containers.

**Handling of dogs and pets in baggage cars on streamliner trains** is necessarily restricted. Consult agent for details.

No single piece of baggage exceeding 300 pounds in weight, or single shipment in excess of \$2500.00 in value, will be checked. **Exception:** Boxes of heavy or corrugated pasteboard are limited to a gross weight of 50 pounds each.

All baggage should be marked plainly on outside with name and address of owner.

The **Domeliner, Streamliner and Challenger** trains do not handle checked baggage, remains and pets, to or from many intermediate points where passengers may board or detrain. It is suggested you check your baggage 24 hours in advance of your own departure. Consult agent or passenger representatives for details.

In case of **Lost Articles**, communicate with Manager, Mail, Baggage & Express Traffic, Omaha 2, Nebraska.

Union Pacific Railroad is not responsible for errors in time tables, inconvenience or loss resulting from **delayed trains**, failure to make connections, air conditioning failures, or emergency substitutions in equipment. Schedules, consists and designations of trains shown in this folder are subject to change without notice.

# INDEX OF CONDENSED THROUGH TIME TABLES

BETWEEN AND	TABLE	BETWEEN AND	TABLE	BETWEEN AND	TABLE
Chicago—		St. Louis—		Reno, San Francisco.....	E
Omaha.....	Los Angeles, Pasadena, Las Vegas, Cedar City, Salt Lake City, Ogden, Cheyenne....	Kansas City		Denver.....	H
	A			Sun Valley, Boise, Portland, Tacoma, Seattle.....	F
	B			Spokane.....	L
	C			West Yellowstone, Victor.....	O
	D				
	E			Denver.....	J
	F			Ogden, Salt Lake City.....	J
	G			Cedar City, Las Vegas, Los Angeles, Pasadena.....	D
	H			Reno, San Francisco.....	E
	I			Sun Valley, Boise, Portland, Tacoma, Seattle.....	F
	J				
	K			Denver.....	L
	L			Spokane.....	O
	M			West Yellowstone, Victor.....	O
	N				
	O			St. Louis—	
	P			Kansas City, Denver, Ogden, Salt Lake, Cedar City, Las Vegas, Pasadena, Los Angeles.....	D
	Q				
	R			West	
	S			Yellowstone Portland.....	S
	T				
	U				
	V				
	W				
	X				
	Y				
	Z				

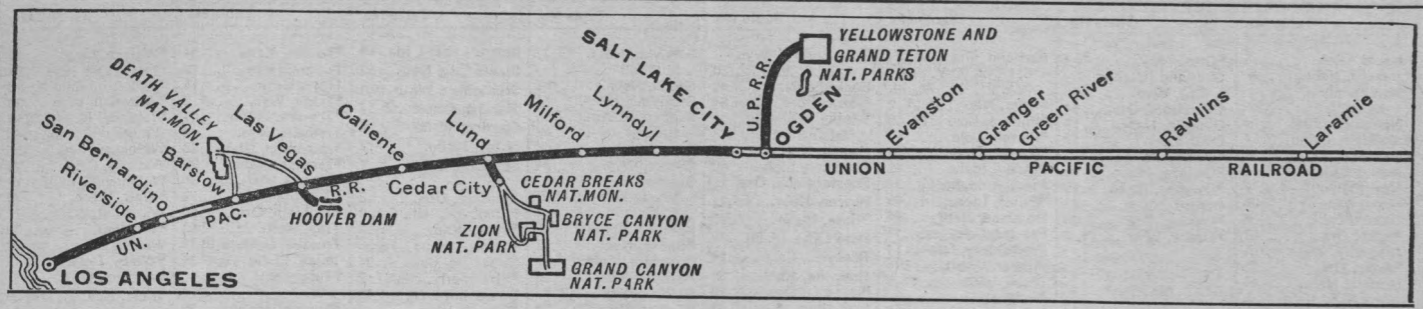
For Condensed Through Schedules to and from Utah-Arizona Parks (Cedar City, Utah) see Table 4, Page 29

## INDEX TO UNION PACIFIC STATIONS

Each Time Table is numbered. The numbers opposite the Stations are the numbers of the time tables in which the stations are shown. Stations marked \* are located on Divisions indicated by table numbers, but are not shown in folder tables.

Table No.	Table No.	Table No.	Table No.	Table No.	Table No.	Table No.	Table No.
Aberdeen, Idaho.....56	Armstead, Mont. R.36	Beattie, Kans.....53	Bonneville, Ore.....20	Butte, Mont.....R, 36	Central City, Nebr.....	Colfax, Calif.....14	*Curvo, Utah.....1, 2
Aberdeen, Wash.....21	*Armstrong, Wash.76	*Beatty, Idaho.....20	*Boone, Nebr.....48	Buxton, Mont.....36	Central Ferry, Wash.77	Colfax, Wash.....76, 76A, 84	*Cutler, Utah.....5
Aberdeen Jct., Ida.56	Arnold, Nebr.....43	*Bears, Utah.....31	*Borah, Idaho.....20	Byers, Colo.....24	Centralia, Wash.....Z, 20A, 21	*Collins, Idaho.....56	
Ablene, Kans. E,H,24	Aroya, Colo.....24	Belgrade, Wyo.....20	*Borden, Utah.....3	Byrne, Idaho.....57	Ceresco, Nebr.....88	Collinston, Utah.....36	
Acequia, Ida.....60, 61	Arrow, Idaho.....77	Bell, Calif.....8	*Border, Wyo.....20		Chafee, Wash.....78	*Colony, Idaho.....20	
Acoma, Nev.....3	*Ascalon, Colo.....24	Bellvue, Idaho.....69	Borie, Wyo.....1, 2		*Chapman, Utah.....3	Colter, Wyo.....23	
*Acton, Wash.....78	Ash, Wash.....74	Belmar, Nebr.....42	Bosler, Wyo.....1, 2		Chapman, Kans. H,24	Colton, Calif.....3	
Adams, Ore.....84	*Ashby, Wash.....74	Beloit, Kans.....26	*Boulder, Ore.....20		Chapman, Nebr.....	Colton, Wash.....85	
*Adelaide, Idaho.....20	Asherville, Kans.....26	*Belt, Idaho.....39, 57	Boulder City, Nev.....10		Chapman, Nebr.....	Colton, Nebr.....1, 2	
Adrian, Ore.....64	Ashton, Idaho	Belvidere, Idaho.....67	*Boulter, Utah.....3		Chapman, Nebr.....	Coltman, Idaho.....58	
Agate, Colo.....24	.O, R, S, 35, 39, 40	Belvidere, Nebr.....52	*Boyd Lake, Colo.....18		Chapman, Nebr.....	Columbus, Nebr. A, B, C, G, 1, 2, 17, 44, 46, 47, 89	
*Aiken, Idaho.....56	Aspen, Wyo.....1, 2	Belvue, Kans.....24	Boyer, Colo.....24		Chapman, Nebr.....	Concord, Wyo.....1, 2	
Aikins, Kans.....52	Assaria, Kans.....27	Bend, Ore.....86	Bracken, Nev.....3		Chapman, Nebr.....	Conoco, Idaho.....25	
Albany, Wyo.....33	Athens, Ore.....84	*Benicia, Calif.....14	*Bradley, Idaho.....79		Chapman, Nebr.....	Concrete, Nev.....73	
*Albertson, Wash.....76	*Atkinson, Utah.....32	Bennett, Colo.....24	Brady, Nebr.....1, 2		Chapman, Nebr.....	Contact, Idaho.....60	
Albin, Wyo.....42	*Attalia, Wash.74,78	Bennington, Kans.....26	Brainard, Nebr.....45		Chapman, Nebr.....	Cooper, Colo.....17	
Albion, Nebr.....47	Atwood, Colo.....17	*Benson Jct., Utah 37	Bramwell, Idaho.....67		Chapman, Nebr.....	Cooper Lake, Wyo.1, 2	
*Albion, Wash.....76	Auburn, Calif.....14	Benton City, Wash.78	Bremen, Kans.....52		Chapman, Nebr.....	Corinne, Utah.....38	
Alda, Nebr.....1, 2, 17	Auburn, Colo.....17	Beowawe, Nev.....14	Bridal Veil, Ore.....20		Chapman, Nebr.....	*Corinth, Utah.....36	
Alexander, Ida.....20	Auburn, Wash.....20A	Berger, Idaho.....60	Bridgeport, Kans.....27		Chapman, Nebr.....	Corning, Utah.....65	
Alexandria, Nebr.....52	Ault, Colo.....30	Berkeley, Calif. B,E,14	Briggs, Wyo.....1, 2		Chapman, Nebr.....	Cornish, Utah.....36	
*Alfalfa Center, Nebr. 1, 2	Avon, Utah.....12	*Berryman, Wash.....80	Brigham City		Chapman, Nebr.....	*Corral, Idaho.....20	
Alhambra.....A, D, 3, 7	Axtell, Kans.....53	Beryl, Utah.....3	Brighton, Colo.17,18,30		Chapman, Nebr.....	Craig, Wyo.....1, 2	
Alicel, Ore.....72	Ayer, Wash. K, L, T, W, X, 74, 76, 77	Bessien, Idaho.....20	Broadwater, Nebr.....42		Chapman, Nebr.....	Craig Jct., Idaho.....77	
Alida, Kans.....25		Beverly, Kans.....28	*Brockhoff, Nebr.....42		Chapman, Nebr.....	Council Bluffs, Ia.....1, 2, 17, 20	
*Allendale, Idaho.....68		Brogan, Ore.....70	*Brookville, Kans.....24		Chapman, Nebr.....	Council Bluffs, Ia.....1, 2, 17, 20	
Almota, Wash.....77		*Big Eddy, Idaho.....67	Broughton, Kans.....25		Chapman, Nebr.....	Cowan, Wyo.....34	
*Alpowa, Wash.....78		Biggs, Ore.....20	*Brown, Nev.....3		Chapman, Nebr.....	Cowles, Wash.....74	
Alta, Kans.....27		Biggs Jct., Ore.....87	Brownvale, Kans.....25		Chapman, Nebr.....	Cowles, Wash.....74	
Altamont, Wyo.....1, 2		Big Springs, Idaho.39	*Browning, Utah.....36		Chapman, Nebr.....	Craig, Wyo.....1, 2, 17	
*Amalgam, Idaho.....60		Big Springs, Nebr.....1, 2, 17	*Brownson, Nebr.1, 2		Chapman, Nebr.....	Craig Jct., Idaho.....77	
American Falls, Ida.....20		Birdwood, Neb.....17	*Broxon, Idaho.....20		Chapman, Nebr.....	Craigmont, Idaho.....77	
American Fork, Utah.....5		Bishop, Wash.....77	Brule, Nebr.....1, 2, 17		Chapman, Nebr.....	Crane, Ore.....70	
Ames, Nebr.....1, 2, 17		Bitter Creek, Wyo.1, 2	*Bruun, Ore.....20		Chapman, Nebr.....	Crates, Ore.....20	
Amherst, Nebr.....43		Black Buttes, Wyo.1, 2	Bryan, Wyo.....1, 2		Chapman, Nebr.....	Crest, Wash.....76	
*Amsterdam, Ida.60		Blackfoot, Ida. O, R, 36, 56	Bryce Canyon Park, Ut. (See Cedar City, Ut)		Chapman, Nebr.....	Crestline, Nev.....3	
Anaheim, Calif. A,D,3,9		Black Lake, Idaho.79	*Bryman, Calif.....3		Chapman, Nebr.....	Creston, Wyo.....1, 2	
Anan, Nebr.....52		Black Rock, Utah.....3	*Buck Creek, Kans.24		Chapman, Nebr.....	Crockett, Calif.....14	
*Anderson, Idaho.....36		Black Wolf, Kans.....24	Buckingham, Ida.....71		Chapman, Nebr.....	Crook, Colo.....17	
Ankeny, Wash.....74		*Black's Creek, Ida.20	Bucoda, Wash.....20A		Chapman, Nebr.....	Crook, Ore.....20	
*Antelope, Wyo.....1, 2		Blaine, Idaho.....65	*Buda, Nebr.....1, 2		Chapman, Nebr.....	Crooks, Utah.....38	
Apex, Mont.....36		Blair, Kans.....53	*Budge, Idaho.....61		Chapman, Nebr.....	Croskey, Wash.....74	
*Appleton, Idaho.....61		Blalock, Ore.....20	Buena, Wash.....78		Chapman, Nebr.....	Cruz, Wash.....77	
*Apple Valley, Ida.20		Blaser, Idaho.....20	Buffalo Park, Kans.24		Chapman, Nebr.....	Crum, Utah.....3	
*Ara, Colo.....42		Bliss, Idaho.....20, 61	Buflord, Wyo.....1, 2		Chapman, Nebr.....	Cuba, Nev.....14	
*Arapahoe, Colo.....24		Bloom, Utah.....3	Buhl, Idaho.....60, 61		Chapman, Nebr.....	Cochrane, Kans.....50	
Arcadia, Ore.....20		Blue Canyon, Calif.14	*Bly, Calif.....3		Chapman, Nebr.....	Codell, Kans.....28	
*Archer, Wyo.....1, 2		*Boardman, Ore.....20	Boardman, Ore.....20		Chapman, Nebr.....	Codell, Kans.....28	
Arco, Idaho.....56		Boelue, Nebr.....49	*Bullard, Nebr.....42		Chapman, Nebr.....	Cokeville, Wyo.....20	
*Arcola, Kans.....24		Bogue, Kans.....28	Bunker Hill, Kans.24		Chapman, Nebr.....	Coker, Nebr.....42	
Arden, Nev.....3		Boise, Ida. C, F, K, T, U, 20, 67	Burley, Ida.60, 61, 62		Chapman, Nebr.....	Colby, Kans.....86	
*Arenas, Colo.....24		Bonner Springs, Kans.....24	*Burmah, Idaho.....65		Chapman, Nebr.....		
Armo, Idaho.....36			Burns, Wyo.....1, 2		Chapman, Nebr.....		
Arling, Idaho.....67			Burns, Ore.....70		Chapman, Nebr.....		
Arlington, Ore. C, W, 20, 74			*Burrison, Utah.....5		Chapman, Nebr.....		
			Bushnell, Nebr.....1, 2		Chapman, Nebr.....		





**CHICAGO to LOS ANGELES**  
via Omaha and Salt Lake City

Table A Condensed Schedules All Trains Daily	Domeliner City of Los Angeles 103 ● Daily Example	The Challenger 107 ● Sept. 16 to May 31 inc. Example	The Challenger 107 ● June 1 to Sept. 15 inc. Example	Trains 7-36-5 Daily Example	Utah Parks Service 103-309△ 810-9△ Daily Example Summer Season
Lv Chicago (CST) C.M.St.P.&P					
Ar Omaha					
Lv Omaha (C.S.T.) Un. Pac.	3.15 MO	3.15 MO	5.30 SU	10.05 MO	3.15 MO
" Fremont	"	"	"	10.55 "	"
" Columbus	"	"	"	11.47 "	"
" Grand Island	5.15 "	5.15 "	7.31 SU	1.05 "	5.15 "
" Kearney	"	"	"	1.45 "	"
Ar North Platte (C.S.T.)	7.00 "	7.00 "	9.15 SU	3.35 "	7.00 "
Lv North Platte (M.S.T.)	6.05 "	6.05 "	8.20 SU	2.45 "	6.05 "
Ar Sidney	7.49 "	7.49 "	9.57 SU	4.57 "	7.49 "
Ar Cheyenne	9.35 "	9.35 "	11.35 SU	7.00 "	9.35 "
Lv Cheyenne	9.45 "	9.45 "	11.45 SU	7.15 "	9.45 "
" Laramie	11.01 "	11.01 "	12.59 SU	9.00 "	11.01 "
" Rawlins	12.56 "	12.56 "	2.45 MO	11.45 MO	12.56 "
" Rock Springs	"	"	"	1.59 TU	"
" Green River	3.25 "	3.25 "	5.05 SU	3.15 "	3.25 "
" Evanston	5.06 "	5.06 "	6.42 SU	5.18 "	5.06 "
Ar Ogden	6.45 "	6.45 "	8.15 SU	7.00 "	6.45 "
Lv Ogden	6.55 "	6.55 "	8.25 SU	7.30 "	6.55 "
Ar Salt Lake City	7.40 "	7.40 "	9.10 SU	8.20 "	7.40 "
Lv Salt Lake City	7.50 "	7.50 "	9.20 SU	9.30 "	7.50 "
Ar Milford	10.54 MO	10.54 MO	12.23 MO	2.15 TU	11.00 MO
Ar Lund	"	"	"	3.00 TU	4.15 TU
Ar Cedar City	"	"	"	6.30 TU	5.00 TU
Lv Cedar City	"	"	"	9.00 SA	1159 TU
Lv Lund	"	"	"	3.00 TU	2.40 TU
Lv Caliente (M.S.T.)	"	"	"	5.15 "	4.35 "
" Las Vegas (P.S.T.)	2.40 TU	2.40 TU	4.05 MO	8.05 TU	6.35 "
Ar San Bernardino	7.45 "	7.45 "	9.00 MO	2.45 WE	11.59 "
" Riverside	8.10 "	8.10 "	9.25 MO	3.25 "	12.30 "
" Pomona	"	"	"	4.20 "	1.05 "
" East Los Angeles	9.10 "	9.10 "	10.25 MO	5.00 "	1.40 "
Ar Los Angeles (P.S.T.)	9.30 TU	9.30 TU	10.45 MO	5.30 WE	2.00 "
Ar Alhambra	9.35 TU	9.35 TU	10.50 MO	"	2.05 SU
Ar Pasadena	9.50 TU	9.50 TU	11.05 MO	"	2.20 SU
Ar Glendale (City)	10.10 TU	10.10 TU	11.30 MO	"	2.45 SU
Ar Anaheim	10.20 TU	10.20 TU	11.35 MO	"	2.50 SU
Ar Long Beach	10.05 TU	10.05 TU	11.20 MO	"	2.35 SU
Ar San Pedro (P.S.T.)	10.35 TU	10.35 TU	11.55 MO	"	3.05 SU

**Equipment for Page 6**

**NO. 103—Domeliner CITY OF LOS ANGELES—DAILY**  
Cars from Chicago run via C. M. St. P. & P. to Omaha; thence U. P.  
Coach Seat Reservation Charge—See Page 44.  
Radio and Recorded Musical Programs

Dome Lounge Car..... Chicago to Los Angeles—for sleeping car passengers  
Streamlined Sleeping Cars..... Chicago to Los Angeles—11 Double Bedrooms.  
Chicago to Los Angeles—5 Double Bedrooms—Club.  
Chicago to Los Angeles—5 Double Bedrooms, 2 Compartments, 2 Drawing-rooms.  
Chicago to Los Angeles—10 Roomettes, 6 Double Bedrooms.  
Omaha to Los Angeles—10 Roomettes, 6 Double Bedrooms (occupancy 9:30 p.m.).  
Chicago to Los Angeles—36 leg rest seats reserved; dome seats not reserved.

Dome Coach..... Chicago to Los Angeles—36 leg rest seats reserved; dome seats not reserved.

Reclining Seat—  
Leg Rest Coaches..... Chicago to Los Angeles—all seats reserved.  
Omaha to Los Angeles—all seats reserved (occupancy 11:30 p.m.).

Cafe Lounge Car..... Omaha to Los Angeles—moderately priced meals and lounge for coach passengers.  
Dome Dining Car..... Club and a la carte service.

**NO. 107—THE CHALLENGER Streamliner—DAILY**  
Cars from Chicago run via C. M. St. P. & P. to Omaha; thence U. P.  
Coach Seat Reservation Charge—See Page 44.

Reclining Seat—  
Leg Rest Coaches..... Chicago to Los Angeles—all seats reserved.  
Omaha to Los Angeles—all seats reserved (occupancy 11:30 p.m.).

Cafe Lounge Car..... Omaha to Los Angeles—moderately priced meals and lounge for coach passengers.

**NO. 7-36-5—DAILY**  
C. M. St. P. & P. No. 19 to Omaha; No. 7 to Ogden; No. 36 to Salt Lake City; No. 5 to Los Angeles.  
Streamlined Sleeping Cars..... Cheyenne to Salt Lake City—6 Sections, 6 Roomettes, 4 Double Bedrooms.  
Las Vegas to Los Angeles—6 Sections, 6 Roomettes, 4 Double Bedrooms (occupancy until 7:00 a.m.).

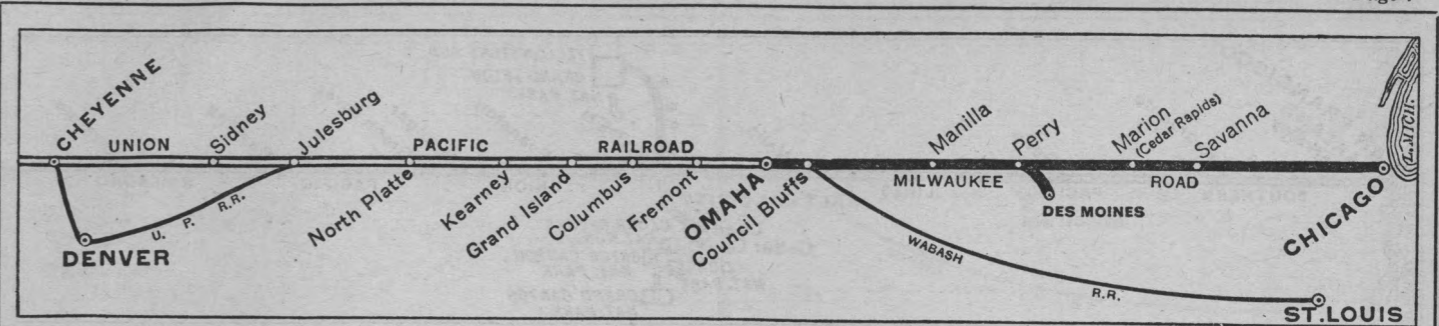
Reclining Seat Coaches..... Chicago to Los Angeles—seats not reserved.  
Omaha to Los Angeles—seats not reserved.

Cafe Lounge Car..... Omaha to Las Vegas—moderately priced meal service.

**NO. 115—Streamliner CITY OF LAS VEGAS—DAILY**  
See Tables D and 3

**Footnotes for Page 6**

▲ Special Coach Seat Reservation Charge. See Page 44.  
 □ Conditional stop; see Tables 1 or 3. ▲ Motor Bus between Lund and Cedar City.  
 ♦ Motor bus connections at East Los Angeles. See tables 7, 8 and 9 for complete information on bus schedules to and from East Los Angeles.  
 ● Limited handling of checked baggage on these trains; consult agent.  
 △ See Table 4, page 29, for condensed schedule of all service to the Utah-Arizona Parks from the East and from Los Angeles. Also see Table D, pages 12 and 13, for equipment of summer service trains to and from Cedar City.  
 (C.S.T.) Central standard time.  
 (M.S.T.) Mountain standard time. (P.S.T.) Pacific standard time.  
 Time from 12.01 midnight to 12.00 noon shown in light face type.  
 Time from 12.01 noon to 12.00 midnight shown in heavy face type.



**LOS ANGELES to CHICAGO**  
via Salt Lake City and Omaha

Table A Condensed Schedules All Trains Daily	Domeliner City of Los Angeles 104 ● Daily Example	The Challenger 108 ● Sept. 16 to May 31 inc. Example	The Challenger 108 ● June 1 to Sept. 15 inc. Example	Trains 6-35-8 Daily Example	Utah Parks Service 10-309△ 810-104 Daily Exam. Summer Season
Lv San Pedro (P.S.T.)	2.45 SU	2.45 SU	12.10 SU	"	9.50 SU
Lv Long Beach	3.20 SU	3.20 SU	12.45 SU	"	10.25 SU
Lv Anaheim	3.10 SU	3.10 SU	12.50 SU	"	10.20 SU
Lv Glendale (City)	3.10 SU	3.10 SU	12.55 SU	"	10.25 SU
Lv Pasadena	3.40 SU	3.40 SU	1.20 MO	"	10.50 SU
Lv Alhambra	3.55 SU	3.55 SU	1.35 MO	"	11.05 SU
Lv Los Angeles (P.S.T.)	4.30 SU	4.30 SU	2.00 SU	10.30 SU	11.30 SU
" East Los Angeles	4.50 SU	4.50 SU	2.20 SU	10.50 SU	11.50 SU
" Pomona	"	"	"	11.20 SU	12.20 SU
" Riverside	5.43 SU	5.43 SU	3.07 SU	11.59 SU	12.50 SU
" San Bernardino	6.08 SU	6.08 SU	3.30 SU	12.35 MO	1.15 "
Lv Las Vegas (P.S.T.)	11.20 SU	11.20 SU	8.50 SU	7.20 MO	7.15 "
Lv Caliente (M.S.T.)	"	"	"	11.10 SU	11.00 SU
Ar Lund	"	"	"	1.10 MO	12.45 MO
Ar Cedar City	"	"	"	4.15 MO	6.30 MO
Lv Cedar City	"	"	"	1159 MO	9.00 SU
Lv Lund	"	"	"	1.10 MO	10.25 SU
Ar Milford	4.58 MO	4.58 MO	2.28 MO	1.55 "	11.50 MO
Ar Salt Lake City	8.05 MO	8.05 MO	5.35 MO	6.00 "	4.30 MO
Lv Salt Lake City	8.15 MO	8.15 MO	5.45 MO	6.45 "	8.15 MO
Ar Ogden	9.00 MO	9.00 MO	6.30 MO	7.40 "	9.00 MO
Lv Ogden	9.10 MO	9.10 MO	6.40 MO	8.45 "	9.10 MO
" Evanston	10.44 MO	10.44 MO	8.09 MO	10.40 MO	10.44 MO
" Green River	12.35 MO	12.35 MO	10.00 MO	1.00 TU	12.35 MO
" Rock Springs	"	"	"	1.21 "	"
" Rawlins	2.55 MO	2.55 MO	12.15 MO	3.40 "	2.55 MO
" Laramie	4.50 MO	4.50 MO	2.07 MO	6.20 "	4.50 MO
Ar Cheyenne	6.00 MO	6.00 MO	3.15 MO	8.00 "	6.00 MO
Lv Cheyenne	6.10 MO	6.10 MO	3.25 MO	8.15 "	6.10 MO
Lv Sidney	7.37 MO	7.37 MO	4.47 MO	10.05 "	7.37 MO
Ar North Platte (M.S.T.)	9.23 MO	9.23 MO	6.28 MO	12.15 "	9.23 MO
Lv North Platte (C.S.T.)	10.28 MO	10.28 MO	7.33 MO	1.25 "	10.28 MO
" Kearney	"	"	"	3.10 "	"
" Grand Island	12.20 TU	12.20 TU	9.26 MO	4.10 "	12.20 TU
" Columbus	"	"	"	5.16 "	"
" Fremont	"	"	"	6.10 "	"
Ar Omaha	2.30 TU	2.30 TU	11.35 MO	7.00 TU	2.30 TU
Lv Omaha C.M.St.P.&P.	2.45 TU	2.45 TU	11.45 MO	7.30 TU	2.45 TU
Ar Chicago (C.S.T.)	11.00 TU	11.00 TU	7.55 TU	8.50 WE	11.00 TU

**Equipment for Page 7**

**NO. 104—Domeliner CITY OF LOS ANGELES—DAILY**  
Cars to Chicago run via C. M. St. P. & P. east of Omaha.  
Coach Seat Reservation Charge—See Page 44.  
Radio and Recorded Musical Programs

Dome Lounge Car..... Los Angeles to Chicago—for sleeping car passengers.  
Streamlined Sleeping Cars..... Los Angeles to Chicago—11 Double Bedrooms.  
Los Angeles to Chicago—5 Double Bedrooms—Club.  
Los Angeles to Chicago—5 Double Bedrooms, 2 Compartments, 2 Drawing-rooms.  
Los Angeles to Chicago—10 Roomettes, 6 Double Bedrooms.  
Los Angeles to Omaha—10 Roomettes, 6 Double Bedrooms (occupancy until 7:30 a.m.).

Dome Coach..... Los Angeles to Chicago—36 leg rest seats reserved; dome seats not reserved.

Reclining Seat—  
Leg Rest Coaches..... Los Angeles to Chicago—all seats reserved.  
Los Angeles to Omaha—all seats reserved (occupancy until 6:30 a.m.).

Cafe Lounge Car..... Los Angeles to Omaha—moderately priced meals and lounge for coach passengers.  
Dome Dining Car..... Club and a la carte service.

**NO. 108—THE CHALLENGER Streamliner—DAILY**  
Cars to Chicago run via C. M. St. P. & P. east of Omaha.  
Coach Seat Reservation Charge—See Page 44.

Reclining Seat—  
Leg Rest Coaches..... Los Angeles to Chicago—all seats reserved.  
Los Angeles to Omaha—all seats reserved (occupancy until 6:30 a.m.).

Cafe Lounge Car..... Los Angeles to Omaha—moderately priced meals and lounge for coach passengers.

**NO. 6-35-8—DAILY**  
No. 6 to Salt Lake City; No. 35 to Ogden; No. 8 to Omaha; C. M. St. P. & P. No. 20 to Chicago.  
Streamlined Sleeping Cars..... Los Angeles to Las Vegas—6 Sections, 6 Roomettes, 4 Double Bedrooms (occupancy until 8:00 a.m.).  
Salt Lake City to Cheyenne—6 Sections, 6 Roomettes, 4 Double Bedrooms.

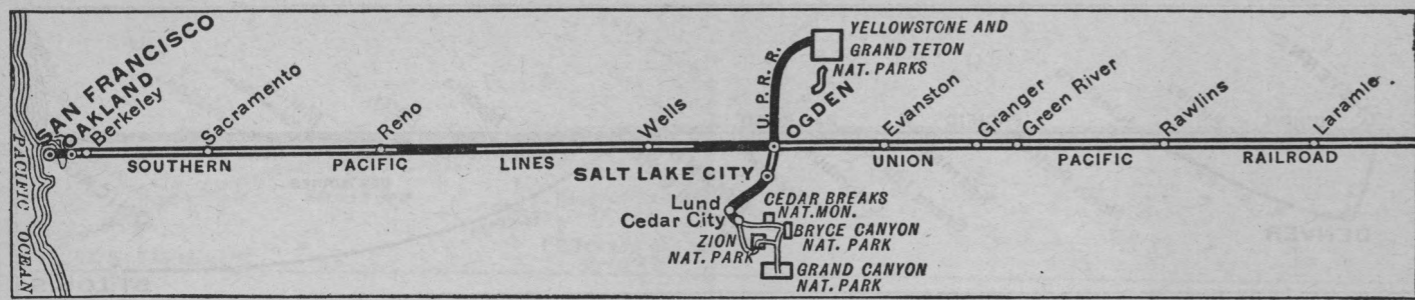
Reclining Seat Coaches..... Los Angeles to Omaha—seats not reserved.  
Los Angeles to Chicago—seats not reserved.

Cafe Lounge Car..... Las Vegas to Omaha—moderately priced meal service.

**NO. 116—Streamliner CITY OF LAS VEGAS—DAILY**  
See Tables D and 3

**Footnotes for Page 7**

▲ Special Coach Seat Reservation Charge. See Page 44.  
 □ Conditional stop; see Tables 1 or 3. ▲ Motor Bus between Lund and Cedar City.  
 ♦ Motor bus connections at East Los Angeles. See tables 7, 8 and 9 for complete information on bus schedules to and from East Los Angeles.  
 ● Limited handling of checked baggage on these trains; consult agent.  
 △ See Table 4, page 29, for condensed schedule of all service to the Utah-Arizona Parks from the East and from Los Angeles. Also see Table D, pages 12 and 13, for equipment of summer service trains to and from Cedar City.  
 (C.S.T.) Central standard time.  
 (M.S.T.) Mountain standard time. (P.S.T.) Pacific standard time.  
 Time from 12.01 midnight to 12.00 noon shown in light face type.  
 Time from 12.01 noon to 12.00 midnight shown in heavy face type.



### CHICAGO to SAN FRANCISCO via Omaha

Table B Condensed Schedules All Trains Daily		Streamliner City of San Francisco 101 Daily Example	Train 27 Daily Example	Coach Seat Reservations Required on No. 101; also on No. 27 between Ogden and San Francisco. See Page 44.	
C. M. St. P. & P.					
Lv Chicago (C.S.T.)	6.30	SUN			
Lv Savanna	8.44	"			
Lv Marion (Cedar Rapids)	10.10	SUN			
Lv Perry	12.10	MON			
Ar Omaha	2.45	MON			
Union Pacific					
Lv Omaha (C.S.T.)	2.55	MON	10.30	SUN	
" Fremont	3.10	"	11.15	SUN	
" Columbus	3.25	"	12.12	MON	
" Grand Island	4.55	"	1.30	"	
" Kearney	5.10	"	2.08	"	
Ar North Platte (C.S.T.)	6.40	"	4.15	"	
Lv North Platte (M.S.T.)	5.45	"	3.30	"	
" Sidney	7.29	"	5.45	"	
Ar Cheyenne	9.15	"	8.00	"	
Lv Cheyenne	9.25	"	8.30	"	
" Laramie	10.46	"	10.10	"	
" Rawlins	12.41	"	12.30	"	
" Rock Springs		"	3.04	"	
Ar Green River	3.00	"	3.35	"	
Lv Green River	3.10	"	4.01	"	
" Evanston	4.51	"	6.05	"	
Ar Ogden (M.S.T.)	6.30	MON	8.00	MON	
Lv Salt Lake City (M.S.T.)			6.45	MON	
Southern Pacific					
Lv Ogden (M.S.T.)	6.50	MON	9.35	MON	
" Reno (P.S.T.)	2.50	TUE	7.15	TUE	
" Truckee	3.10	"	8.10	"	
Ar Sacramento	7.30	"	12.20	"	
Lv Sacramento	7.40	"	12.30	"	
Ar Berkeley	9.23	"	2.32	"	
" Oakland (16th St.)	9.30	"	2.40	"	
Ar San Francisco (P.S.T.)	10.10	TUE	3.15	TUE	

**Equipment for Page 8**

**NO. 101—Streamliner CITY OF SAN FRANCISCO—Daily**  
Cars from Chicago run via C. M. St. P. & P. to Omaha; U. P. to Ogden; S. P. to San Francisco.  
Coach Seat Reservation Charge—See Page 44.

Club Lounge Car ⊙.....Chicago to San Francisco (Radio, bath, valet service).  
Streamlined Sleeping Cars.Chicago to San Francisco—Drawing-rooms, Compts., Double Bedrooms, Roomettes, Sections.

Reclining Seat—  
Leg Rest Coaches.....Chicago to San Francisco—all seats reserved.

Club Lounge Car.....Chicago to San Francisco—lounge for coach passengers.  
Dining Car.....Club and a la carte service.

**NO. 27—DAILY**  
No. 27 to Ogden; S. P. 27 to San Francisco.  
Between Omaha and Ogden No. 27 carries only a rider coach for passengers; no sleeping car; no dining car.  
Coach Seat Reservation Charge between Ogden and San Francisco See Page 44.

Dome Lounge Car.....Ogden to San Francisco.  
Streamlined Sleeping Cars.Ogden to San Francisco—6 Sections, 6 Roomettes, 4 Bedrooms (No. 9 from St. Louis).  
Salt Lake City to San Francisco—6 Sections, 6 Roomettes, 4 Double Bedrooms (No. 35 to Ogden).

Reclining Seat Coaches.....Omaha to Ogden.  
Ogden to San Francisco (No. 9 from St. Louis—leg rest seats, all reserved).

Coffee Shop Car.....Reno to San Francisco—club and a la carte service.

Passengers use Motor Bus from trainside at Oakland (16th Street) to San Francisco (Ferry Depot) via the Bay Bridge, affording a panoramic view of the San Francisco Bay area.

**Footnotes for Page 8**

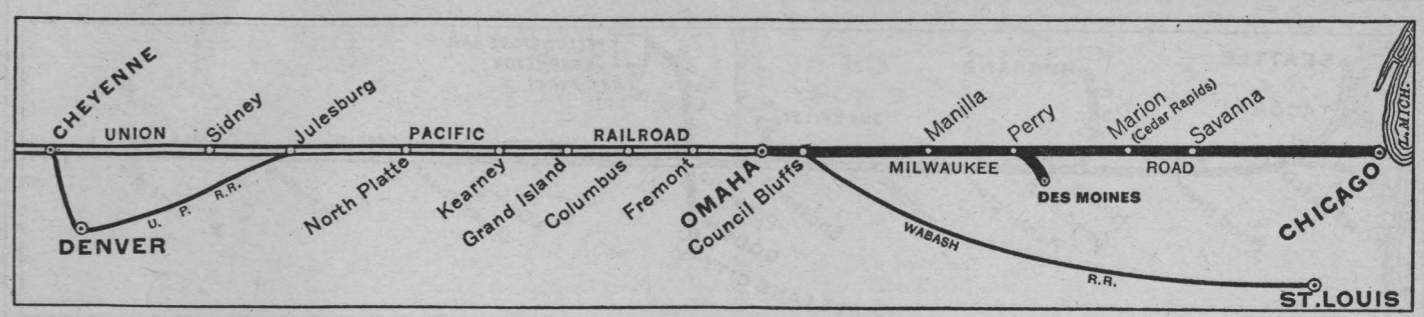
⊙ These lounge cars are for exclusive use of sleeping car passengers. The City of San Francisco has a lounge car for coach passengers.      ⊠ Conditional stop; see Table 1.      (f) Stops only on signal.

○ No. 27 carries only a rider coach between Omaha and Ogden.      (C.S.T.) Central standard time.

● Limited handling of checked baggage on this train; consult agent.      (M.S.T.) Mountain standard time.      (P.S.T.) Pacific standard time.

▲ On the S. P. this train does not handle checked baggage for local points between Ogden and Sacramento.      Time from 12:01 midnight to 12:00 noon shown in light face type.

**Time from 12.01 noon to 12.00 midnight shown in heavy face type.**



### SAN FRANCISCO to CHICAGO via Omaha

Table B Condensed Schedules All Trains Daily		Streamliner City of San Francisco 102 Daily Example	Train 28 Daily Example	Coach Seat Reservations Required on No. 102; also on No. 28 between San Francisco and Ogden. See Page 44.	
Southern Pacific					
Lv San Francisco (P.S.T.)	3.40	SUN	11.00	SUN	
" Oakland (16th St.)	4.15	"	11.40	"	
" Berkeley	4.25	"	11.49	"	
Ar Sacramento	6.10	"	1.50	"	
Lv Sacramento	6.20	"	2.00	"	
" Truckee	6.30	"	5.46	"	
" Reno (P.S.T.)	10.50	SUN	6.50	SUN	
Ar Ogden (M.S.T.)	9.10	MON	6.20	MON	
Union Pacific					
Ar Salt Lake City (M.S.T.)			8.20	MON	
Lv Ogden (M.S.T.)	9.40	MON	7.10	MON	
" Evanston	11.14	"	8.50	"	
Ar Green River	12.55	"	10.45	"	
Lv Green River	1.05	"	11.05	"	
" Rock Springs		"	11.32	"	
" Rawlins	3.25	"	1.55	"	
" Laramie	5.12	"	4.25	"	
Ar Cheyenne	6.20	"	5.50	"	
Lv Cheyenne	6.30	"	7.00	"	
" Sidney	7.57	"	8.55	"	
Ar North Platte (M.S.T.)	9.43	"	11.00	MON	
Lv North Platte (C.S.T.)	10.48	"	12.30	TUE	
" Kearney	12.40	MON	2.25	"	
" Grand Island	12.40	TUE	3.35	"	
" Columbus		"	4.45	"	
" Fremont		"	5.40	"	
Ar Omaha	2.50	TUE	6.30	TUE	
C. M. St. P. & P.					
Lv Omaha	3.00	TUE			
Ar Perry	5.06	"			
" Marion (Cedar Rapids)	7.19	"			
" Savannah	8.40	"			
Ar Chicago (C.S.T.)	11.15	TUE			

**Equipment for Page 9**

**NO. 102—Streamliner CITY OF SAN FRANCISCO—Daily**  
Runs via S. P. to Ogden, and via C. M. St. P. & P. east of Omaha.  
Coach Seat Reservation Charge—See Page 44.

Club Lounge Car ⊙.....San Francisco to Chicago (Radio, bath, valet service).  
Streamlined Sleeping Cars.San Francisco to Chicago—Drawing rooms, Compts., Double Bedrooms, Roomettes, Sections.

Reclining Seat—  
Leg Rest Coaches.....San Francisco to Chicago—all seats reserved.

Club Lounge Car.....San Francisco to Chicago—lounge for coach passengers.  
Dining Car.....Club and a la carte service.

**NO. 28—DAILY**  
S. P. No. 28 to Ogden; U. P. No. 28 to Omaha.  
Between Ogden and Omaha No. 28 carries only a rider coach for passengers; no sleeping car; no dining car.  
Coach Seat Reservation Charge between San Francisco and Ogden See Page 44.

Dome Lounge Car.....San Francisco to Ogden.  
Streamlined Sleeping Cars.San Francisco to Ogden—6 Sections, 6 Roomettes, 4 Double Bedrooms (U.P.-Wab. 10 to St. Louis).  
San Francisco to Salt Lake City—6 Sections, 6 Roomettes, 4 Double Bedrooms, (No. 36 south of Ogden).

Reclining Seat Coaches.....San Francisco to Ogden (No. 10 to St. Louis—leg rest seats, all reserved).  
Ogden to Omaha.

Coffee Shop.....San Francisco to Reno—club and a la carte service.

**Footnotes for Page 9**

Passengers use Motor Bus from San Francisco (Ferry Depot) via the Bay Bridge to trainside at Oakland (16th Street).

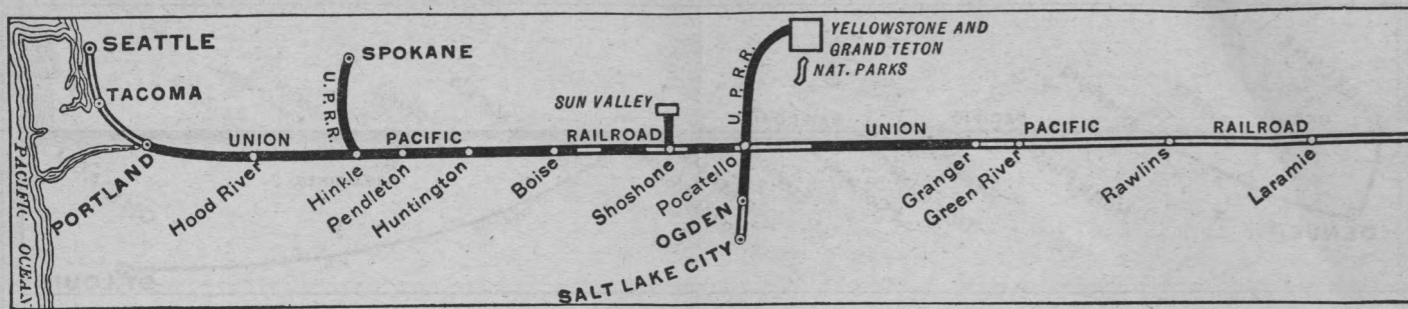
⊙ These lounge cars are for exclusive use of sleeping car passengers. The city of San Francisco has a lounge for coach passengers.      ⊠ Conditional stop; see Table 2.      (f) Stops only on signal.

○ No. 28 carries only a rider coach between Ogden and Omaha.      (C.S.T.) Central standard time.

● Limited handling of checked baggage on this train; consult agent.      (M.S.T.) Mountain standard time.      (P.S.T.) Pacific standard time.

▲ On the S. P. this train does not handle checked baggage for local points between Ogden and Sacramento.      Time from 12:01 midnight to 12:00 noon shown in light face type.

**Time from 12.01 noon to 12.00 midnight shown in heavy face type.**



**CHICAGO to PORTLAND and SEATTLE via Omaha**

Table C Condensed Schedules All Trains Daily		Domeliner City of Portland 105 Daily Example	City of Portland— Yel. Special 105-31 Summer Season Example	Yel. Special Portland Rose 32-17 Summer Season Example	Advance Coach Seat Reservations Required on No. 105
Lv Chicago (C.S.T.)	Ar Omaha	4.45 SUN 1.00 MON	4.45 SUN 1.00 MON		
<b>Union Pacific</b>					
Lv Omaha	Ar Fremont	1.15 MON	1.15 MON		
Ar Tacoma	Ar Seattle				
Lv Portland	Ar Hood River	3.20	3.20		
Ar North Platte (C.S.T.)	Ar North Platte (M.S.T.)	5.10	5.10		
Ar Cheyenne	Ar Cheyenne	5.58	5.58		
Lv Laramie	Ar Rawlins	7.50	7.50		
Ar Rock Springs	Ar Green River	11.05	11.05		
Ar Kemmerer	Ar Montpellier	f 2.47	f 2.47		
Ar Poccatello	Ar West Yellowstone	5.45 MON	7.30 TUE		
Lv West Yellowstone	Ar Minidoka		10.20 TUE		
Ar Shoshone	Ar Shoshone	7.32 MON	12.30 TUE		
Lv Shoshone	Ar Sun Valley (Ketchum)	7.35 MON	12.40 TUE		
Ar Sun Valley (Ketchum)	Ar Shoshone	9.35 MON	2.40 TUE		
Lv Shoshone	Ar Glens Ferry	7.32 MON	12.30 TUE		
Ar Boise	Ar Nampa	8.25	1.50		
Ar Ontario	Ar Huntington (M.S.T.)	9.40	3.35		
Ar Huntington (P.S.T.)	Ar Baker	10.08	4.15		
Ar La Grande	Ar Pendleton	11.53 MON	6.30		
Ar Hinkle	Ar Arlington	11.40	6.40		
Ar The Dalles	Ar Hood River	10.40	7.40		
Ar Portland	Ar Tacoma	f 6.01	7.02		
Ar Seattle (P.S.T.)	Ar Tacoma	7.30 TUE	3.47		
Ar Tacoma	Ar Seattle (P.S.T.)	9.00 TUE	5.30 WED		
Ar Tacoma	Ar Seattle (P.S.T.)	* 12.01	* 12.01		
Ar Seattle (P.S.T.)	Ar Tacoma	* 1.00 TUE	* 1.00 WED		

**Equipment for Page 10**  
**NO. 105—Domeliner CITY OF PORTLAND—DAILY**  
 C. M. St. P. & P. to Omaha; No. 457 Portland-Seattle.  
*Radio and Recorded Musical Programs*

Dome Lounge Car... Chicago to Portland.  
 Streamlined Sleeping Cars... Chicago to Portland—5 Double Bedrooms—club.  
 Chicago to Portland—6 Roomettes, 4 Double Bedrooms, 6 Sections.  
 Chicago to Seattle—10 Roomettes, 6 Double Bedrooms.  
 Omaha to Portland—10 Roomettes, 6 Double Bedrooms (occupancy 9:30 p.m.).  
 Reclining Seat—  
 Leg Rest Coaches... Chicago to Portland—all seats reserved.  
 Omaha to Portland—all seats reserved (occupancy 11:30 p.m.).  
 Dome Coach... Chicago to Portland—36 leg rest seats reserved; dome seats not reserved.  
 Dome Dining Car... Chicago to Portland—Club and a la carte service.

**NO. 105-31—CITY OF PORTLAND—YELLOWSTONE SPECIAL—DAILY**  
 LEAVE CHICAGO JUNE 14 THROUGH AUGUST 31  
 C. M. St. P. & P. No. 105 to Omaha; U. P. No. 105 to Poccatello; No. 31 to West Yellowstone.

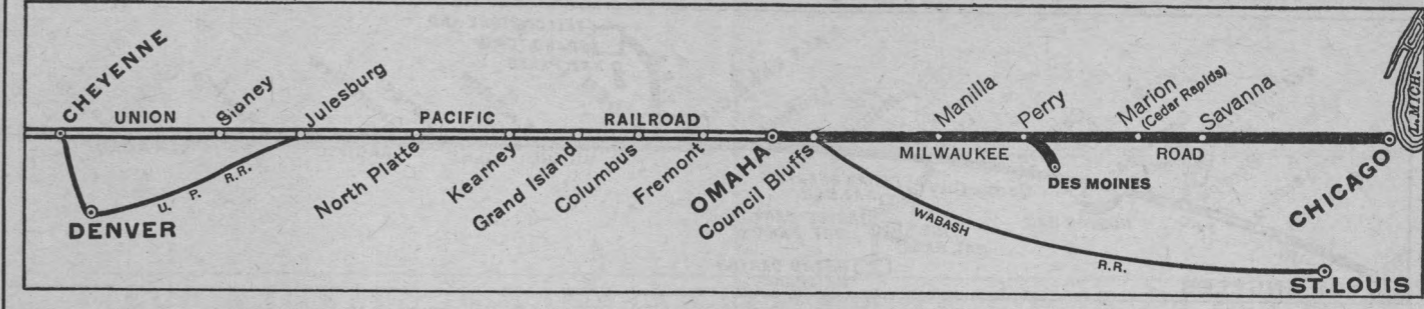
Club Lounge Service... Chicago to West Yellowstone.  
 Streamlined Sleeping Cars... Chicago to Poccatello—Bedrooms, Roomettes, Sections.  
 Poccatello to West Yellowstone—6 Sections, 6 Roomettes, 4 Double Bedrooms (open 5:45 p.m.).  
 Reclining Seat Coaches... Chicago to Poccatello—reserved seats.  
 Poccatello to West Yellowstone—seats not reserved.  
 Dome Dining Car... Chicago to Poccatello.  
 Cafe Lounge Car... Omaha to Poccatello—moderately priced meals and lounge for coach passengers.

**NO. 32-17—YELLOWSTONE SPECIAL—PORTLAND ROSE—DAILY**  
 LEAVE WEST YELLOWSTONE JUNE 16 THROUGH SEPTEMBER 4  
 No. 32 to Poccatello; No. 17 to Portland.

Club Lounge Service... West Yellowstone to Portland.  
 Streamlined Sleeping Car... West Yellowstone to Portland—6 Sections, 6 Roomettes, 4 Double Bedrooms (occupancy at Portland until 7:30 a.m.).  
 Reclining Seat Coaches... West Yellowstone to Poccatello; Poccatello to Portland—seats not reserved.  
 Dining Car... Poccatello to Portland.

**Footnotes for Page 10**

■ West Yellowstone, Montana, is gateway to Yellowstone National Park. Summer Season is from June 16 through September 2 for arrival at West Yellowstone.  
 ● Limited handling of checked baggage on Train 105; consult agent.  
 \* Daily train No. 457.  
 (C.S.T.) Central Standard time. (M.S.T.) Mountain Standard time.  
 (f) Stops only on signal. (P.S.T.) Pacific Standard time.  
 ♦ Motor Bus. This service is provided passengers arriving or departing Shoshone and holding through rail tickets to and from Sun Valley or Ketchum, Idaho.  
 Time from 12.01 midnight to 12.00 noon shown in light face type.  
 Time from 12.01 noon to 12.00 midnight shown in heavy face type.



**SEATTLE and PORTLAND to CHICAGO via Omaha**

Table C Condensed Schedules All Trains Daily		Domeliner City of Portland 106 Daily Example	Yel. Special Portland 32-106 Summer Season Example	Portland Rose City of Portland 18-31 Summer Season Example	Advance Coach Seat Reservations Required on No. 106
<b>Union Pacific</b>					
Lv Seattle (P.S.T.)	Ar Tacoma	12.30 SUN		5.00 SUN	
Ar Portland	Ar Tacoma	1.26		6.02	
Lv Portland	Ar Hood River	6.16		9.30 SUN	
Ar The Dalles	Ar Arlington	6.50		11.40 SUN	
Ar Hinkle	Ar Pendleton	8.30		12.47 MON	
Ar La Grande	Ar Baker	9.08		2.10	
Ar Huntington (P.S.T.)	Ar Huntington (M.S.T.)	11.10 SUN		3.05	
Ar Ontario	Ar Nampa	12.10 MON		5.45	
Ar Boise	Ar Glens Ferry	1.35		7.00	
Ar Shoshone	Ar Sun Valley (Ketchum)	2.35		8.30	
Ar Sun Valley (Ketchum)	Ar Shoshone	6.45 MON		9.40	
Lv Shoshone	Ar West Yellowstone	6.45 MON		10.35	
Ar West Yellowstone	Ar Sun Valley (Ketchum)	8.45 MON		11.45	
Lv Sun Valley (Ketchum)	Ar Shoshone	4.35 MON		12.15	
Ar Shoshone	Ar West Yellowstone	6.35 MON		2.00	
Lv Shoshone	Ar Poccatello	6.40 MON		3.10 MON	
Ar Poccatello	Ar West Yellowstone	8.20 MON		5.20 MON	
Lv West Yellowstone	Ar Sun Valley (Ketchum)			7.30 TUE	
Ar Sun Valley (Ketchum)	Ar Shoshone				
Lv Shoshone	Ar Glens Ferry	8.30 MON	8.30 MON		
Ar Montpellier	Ar Kemmerer	10.20	10.20		
Ar Green River	Ar Rock Springs	f 11.40	f 11.40		
Ar Rawlins	Ar Laramie	1.15	1.15		
Ar Cheyenne	Ar Cheyenne	f 1.35	f 1.35		
Ar Sidney	Ar North Platte (M.S.T.)	3.35	3.35		
Ar North Platte (C.S.T.)	Ar Kearney	5.25	5.25		
Ar Grand Island	Ar Columbus	6.35	6.35		
Ar Columbus	Ar Fremont	6.45	6.45		
Ar Fremont	Ar Omaha	8.12	8.12		
Ar Omaha	Ar Council Bluffs	9.58	9.58		
C. M. St. P. & P.					
Lv Omaha	Ar Chicago (C.S.T.)	3.15 TUE	3.15 TUE		
Ar Chicago (C.S.T.)	Ar Omaha	11.30 TUE	11.30 TUE		

**Equipment for Page 11**  
**NO. 106—Domeliner CITY OF PORTLAND—Daily**  
 C. M. St. P. & P. east of Omaha; No. 408 Seattle-Portland.  
*Radio and Recorded Musical Programs*

Dome Lounge Car... Portland to Chicago.  
 Streamlined Sleeping Cars... Portland to Chicago—5 Double Bedrooms—club.  
 Portland to Chicago—6 Roomettes, 4 Double Bedrooms, 6 Sections.  
 Seattle to Chicago—10 Roomettes, 6 Double Bedrooms.  
 Portland to Omaha—10 Roomettes, 6 Double Bedrooms (occupancy until 7:30 a.m.).  
 Reclining Seat—  
 Leg Rest Coaches... Portland to Chicago—all seats reserved.  
 Portland to Omaha—all seats reserved (occupancy until 6:30 a.m.).  
 Dome Coach... Portland to Chicago—36 leg rest seats reserved; dome seats not reserved.  
 Dome Dining Car... Portland to Chicago—Club and a la carte service.

**NO. 32-106—YELLOWSTONE SPECIAL—CITY OF PORTLAND—DAILY**  
 LEAVE WEST YELLOWSTONE JUNE 16 THROUGH SEPTEMBER 4  
 No. 32 to Poccatello; No. 106 to Chicago; C. M. St. P. & P. east of Omaha.

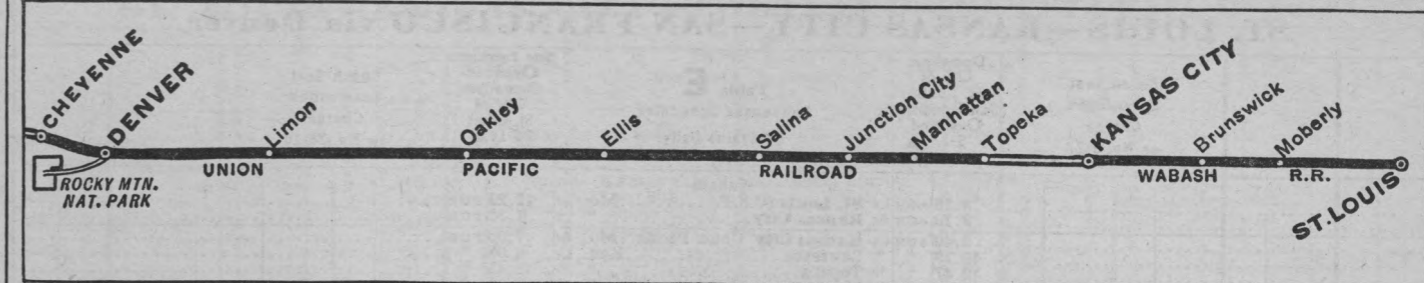
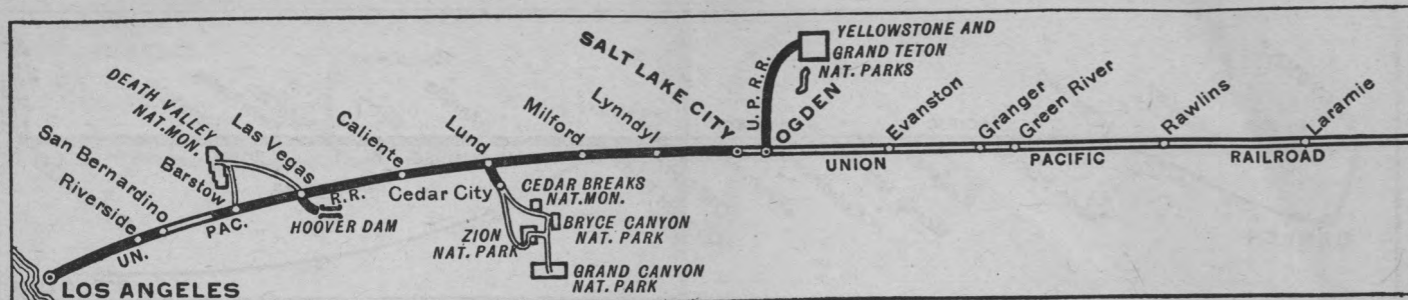
Club Lounge Service... West Yellowstone to Chicago.  
 Streamlined Sleeping Car... West Yellowstone to Poccatello—6 Sections, 6 Roomettes, 4 Double Bedrooms (occupancy until 8:20 a.m.).  
 Reclining Seat Coaches... West Yellowstone to Poccatello—seats not reserved.  
 Poccatello to Chicago—Bedrooms, Roomettes, Sections.  
 West Yellowstone to Poccatello—seats not reserved.  
 Poccatello to Chicago—reserved seats.  
 Dome Dining Car... Poccatello to Chicago.  
 Cafe Lounge Car... Poccatello to Omaha—moderately priced meals and lounge for coach passengers.

**NO. 18-31—PORTLAND ROSE—YELLOWSTONE SPECIAL—DAILY**  
 LEAVE PORTLAND JUNE 14 THROUGH SEPTEMBER 2.  
 No. 18 to Poccatello; No. 31 to West Yellowstone.

Club Lounge Service... Portland to West Yellowstone.  
 Streamlined Sleeping Car... Portland to West Yellowstone—6 Sections, 6 Roomettes, 4 Double Bedrooms.  
 Reclining Seat Coaches... Portland to Poccatello; Poccatello to West Yellowstone—seats not reserved.  
 Dining Car... Portland to Poccatello.

**Footnotes for Page 11**

■ West Yellowstone, Montana, is gateway to Yellowstone National Park. Summer Season is from June 16 through September 4 for departure from West Yellowstone.  
 ● Limited handling of checked baggage on Train 106; consult agent.  
 ‡ Daily Train No. 408. \* Daily Train No. 458.  
 (C.S.T.) Central Standard time. (M.S.T.) Mountain Standard time.  
 (f) Stops only on signal. (P.S.T.) Pacific Standard time.  
 ♦ Motor Bus. This service is provided passengers arriving or departing Shoshone and holding through rail tickets to and from Sun Valley or Ketchum, Idaho.  
 Time from 12.01 midnight to 12.00 noon shown in light face type.  
 Time from 12.01 noon to 12.00 midnight shown in heavy face type.



**ST. LOUIS and KANSAS CITY to LOS ANGELES via Denver**

**Table D**  
Condensed Schedules  
All Trains Daily

	Domeliner City of St. Louis 9 Daily Example	Streamliner City of Las Vegas 115 Daily Example	Utah Parks Service (Summer) 9-309 Δ 310-9 Δ Example	Coach Seat Reservation Charge on No. 9 See Page 44
Lv St. Louis (Wab.) (C.S.T.)	4.15 SUN		4.15 SUN	
Ar Kansas City	9.10 SUN		9.10 SUN	
Lv Kansas City (U.P.)	9.40 SUN		9.40 SUN	
" Lawrence	10.19 "		10.19 "	
" Topeka	10.47 "		10.47 "	
" Manhattan	11.40 SUN		11.40 SUN	
" Junction City	12.09 MON		12.09 MON	
" Salina	12.59 "		12.59 "	
Ar Ellis (C.S.T.)	3.10 "		3.10 "	
Lv Ellis (M.S.T.)	2.19 "		2.19 "	
" Oakley	3.30 "		3.30 "	
Ar Denver	8.05 "		8.05 "	
Lv Denver	8.45 "		8.45 "	
" La Salle	9.42 MON		9.42 MON	
" Greeley	9.42 MON		9.42 MON	
Ar Cheyenne	Cut-off		Cut-off	
Lv Cheyenne	11.55 MON		11.55 MON	
" Laramie	1.54 "		1.54 "	
" Rawlins	4.40 "		4.40 "	
" Green River	6.35 "		6.35 "	
" Evanston	8.30 "		8.30 "	
Ar Ogden	9.15 "	Advance Coach Seat Reservations Required on No. 115	9.15 "	
Lv Ogden	10.05 "		10.05 MON	
Ar Salt Lake City	10.25 MON		11.00 MON	
Lv Salt Lake City	2.05 TUE		4.15 TUE	
Ar Milford	2.40 TUE		5.00 "	
Lv Lund	4.00 TUE	Tickets not accepted for travel between stations in California	6.30 TUE	
Ar Cedar City	11.30 MON		9.00 MON	
Lv Cedar City	2.40 TUE		2.40 TUE	
Ar Lund	4.35 "		4.35 "	
Ar Callente (M.S.T.)	6.20 "		6.20 "	
Ar Las Vegas (P.S.T.)	6.35 "	4.45 SUN	6.35 "	
Lv Las Vegas	10.03 "		10.03 "	
" Barstow	11.59 "	9.48 "	11.59 "	
Ar San Bernardino	12.30 "	10.07 "	12.30 "	
" Riverside	1.05 "	10.37 "	1.05 "	
" Pomona	1.40 "	11.10 "	1.40 "	
" East Los Angeles	2.00 TUE	11.30 SUN	2.00 TUE	
Ar Los Angeles (P.S.T.)	2.05 TUE		2.05 TUE	
Ar Alhambra	2.20 TUE		2.20 TUE	
Ar Pasadena	2.45 TUE		2.45 TUE	
Ar Glendale (City)	2.50 TUE		2.50 TUE	
Ar Anaheim	2.35 TUE		2.35 TUE	
Ar Long Beach	3.05 TUE		3.05 TUE	
Ar San Pedro (P.S.T.)				

**Equipment for Page 12**

**NO. 9—Domeliner CITY OF ST. LOUIS—DAILY**  
Wabash 9 to Kansas City; No. 9 to Los Angeles.  
Dome Lounge Car @ . . . . . Kansas City to Los Angeles.  
Streamlined Sleeping Cars. St. Louis to Los Angeles—6 Roomettes, 4 Double Bedrooms, 6 Sections.  
Kansas City to Los Angeles—10 Roomettes, 6 Double Bedrooms.  
St. Louis to Ogden—6 Sections, 6 Roomettes, 4 Double Bedrooms (No. 27 to San Francisco).  
St. Louis to Ogden—12 Roomettes, 4 Double Bedrooms (No. 27 to San Francisco) (Summer Season).  
St. Louis to Denver—6 Sections, 6 Roomettes, 4 Double Bedrooms.  
Salt Lake City to Los Angeles—6 Sections, 6 Roomettes, 4 Double Bedrooms (Nos. 19-18-34 from Spokane). Last car December 17.  
Salt Lake City to Los Angeles—2 Drawing Rooms, 4 Compartments, 4 Double Bedrooms, (Nos. 18-34 from Portland) effective December 18 to March 31, inc.  
Salt Lake City to Cedar City—10 Roomettes, 6 Double Bedrooms (No. 309—June 14 to September 4—open 9:30 p.m.).  
Cedar City to Las Vegas—10 Roomettes, 6 Double Bedrooms (No. 310 to Milford—June 14 to September 5).  
Convenient car-to-car transfer before arrival Las Vegas for passengers enroute Cedar City to Los Angeles.

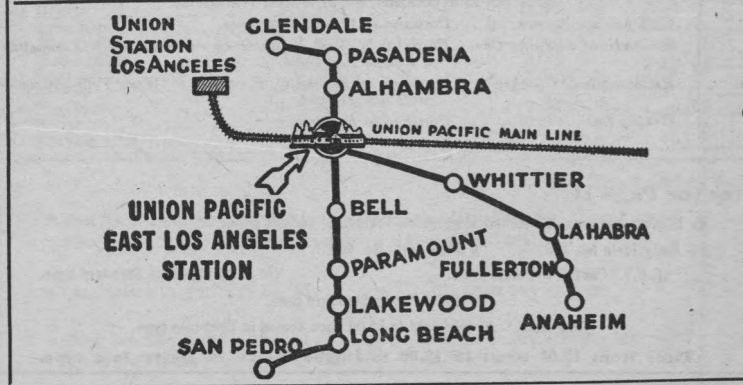
Reclining Seat—  
Leg Rest Coaches . . . . . St. Louis to Los Angeles.  
(All Seats Reserved) St. Louis to Ogden (S. P. 27 to San Francisco).  
Salt Lake City to Cedar City (not reserved) (No. 309—June 14 to September 4).

Club Lounge Car . . . . . St. Louis to Los Angeles—for coach passengers.  
Dining Car . . . . . Club and a la carte service.

**NO. 115—Streamliner CITY OF LAS VEGAS—DAILY**  
Tickets not accepted for travel between stations in California.  
Coaches . . . . . Las Vegas to Los Angeles—advance reservations required.  
Buffet-Lunch Counter . . . . . Las Vegas to Los Angeles—all meals (continuous service, and refreshments).  
Club Lounge Car . . . . . Las Vegas to Los Angeles.

**Footnotes for Page 12**

Δ See Table 4, page 29, for condensed schedule of all service to the Utah-Arizona Parks from the East and from Los Angeles.  
⊗ This lounge car is for the exclusive use of sleeping car passengers.  
(f) Stops only on signal. ⊙ Gateway to Utah-Arizona National Parks.  
⊠ Conditional stop; see Table 24 or 30. ⊡ Motor Bus between Lund and Cedar City.  
⊢ Motor bus connections with main line trains at East Los Angeles. See tables 7, 8 and 9 for complete information on bus schedules to and from East Los Angeles.  
(C.T.) Central time. (M.T.) Mountain time. (P.T.) Pacific time.  
Time from 12:01 noon to 12:00 midnight shown in heavy face type.



**Union Pacific Motor Coach Service TO AND FROM EAST LOS ANGELES, CALIF.**

- The Union Pacific maintains a passenger station at East Los Angeles, from which it operates motor coaches direct to Glendale, Pasadena, Alhambra, San Pedro, Long Beach, Anaheim, Fullerton, La Habra, Whittier and intermediate points. See Tables 7, 8 and 9 on page 29 for local schedules of all motor coaches.
- Passengers ticketed for those places may leave train at East Los Angeles where waiting motor coaches will take them direct to destination without extra charge. Baggage too, can be checked through to any of those places. These motor coaches also deliver eastbound passengers to the East Los Angeles station.

**LOS ANGELES to KANSAS CITY and ST. LOUIS via Denver**

**Table D**  
Condensed Schedules  
All Trains Daily

	Domeliner City of St. Louis 10 Daily Example	Streamliner City of Las Vegas 116 Daily Example	Utah Parks Service (Summer) 10-309 Δ 310-10 Δ Example
Lv San Pedro (P.S.T.)	Free train-side parking at East Los Angeles station.		9.50 SUN
Lv Long Beach			10.25 SUN
Lv Anaheim			10.20 SUN
Lv Glendale (City)			10.25 SUN
Lv Pasadena			10.50 "
Lv Alhambra			11.05 SUN
Lv Los Angeles (P.S.T.)		9.00 SUN	11.30 SUN
" East Los Angeles		9.20 "	11.50 "
" Pomona		9.45 "	12.20 "
" Riverside		10.15 "	12.50 "
" San Bernardino		10.40 "	1.15 "
" Barstow		3.25 "	3.25 "
" Las Vegas (P.S.T.)		3.45 SUN	7.15 "
Lv Caliente (M.S.T.)			11.00 SUN
Ar Lund			12.45 MON
Ar Cedar City	Bryce-Grand Canyon Zion Nat'l Parks-Kaibab Nat'l Forest	Advance Coach Seat Reservations Required on No. 116	6.30 MON
Lv Cedar City			9.00 SUN
Lv Lund	Coach Seat		10.25 SUN
" Milford	Reservation	Tickets not accepted for travel between stations in California	11.50 SUN
Ar Salt Lake City	Charge on No. 10		4.30 MON
Lv Salt Lake City	See Page 44		5.25 MON
Ar Ogden			6.15 "
Lv Ogden			6.50 "
" Evanston			8.29 "
" Green River			10.30 "
" Rawlins			12.50 "
" Laramie			2.43 MON
Ar Cheyenne	Runs Via		2.43 MON
Lv Cheyenne	Cut-off		4.46 MON
" Greeley			6.05 "
" La Salle			6.40 "
Ar Denver			10.47 "
Lv Denver			11.56 MON
" Oakley			1.06 TUE
" Salina			3.12 "
" Junction City			4.20 "
" Manhattan			4.53 "
" Topeka			5.43 "
" Lawrence			6.09 "
Ar Kansas City			7.05 TUE
Lv Kansas City (Wabash)			7.30 TUE
Ar St. Louis (C.T.)			12.29 TUE

**Equipment for Page 13**

**NO. 10—Domeliner CITY OF ST. LOUIS—DAILY**  
No. 10 to Kansas City; Wabash 10 to St. Louis.  
Dome Lounge Car @ . . . . . Los Angeles to Kansas City.  
Streamlined Sleeping Cars. Los Angeles to St. Louis—6 Roomettes, 4 Double Bedrooms, 6 Sections.  
Los Angeles to Kansas City—10 Roomettes, 6 Double Bedrooms.  
Los Angeles to Salt Lake City—6 Sections, 6 Roomettes, 4 Double Bedrooms, (Nos. 33-17-20 through to Spokane). Last car December 14.  
Los Angeles to Salt Lake City—2 Drawing Rooms, 4 Compartments, 4 Double Bedrooms (Nos. 33-17 through to Portland) effective December 15 to March 31, inc.  
Las Vegas to Cedar City—10 Roomettes, 6 Double Bedrooms (No. 309 from Milford—June 14 to September 4). Convenient car-to-car transfer after departure Las Vegas for passengers enroute Los Angeles to Cedar City.  
Cedar City to Salt Lake City—10 Roomettes, 6 Double Bedrooms (No. 310—June 15 to September 5—occupancy 7:30 a.m.).  
Ogden to St. Louis—6 Sections, 6 Roomettes, 4 Double Bedrooms (S.P. 28 from San Francisco).  
Ogden to St. Louis—12 Roomettes, 4 Double Bedrooms (S.P. 28 from San Francisco. (Summer Season).  
Denver to St. Louis—6 Sections, 6 Roomettes, 4 Double Bedrooms.


Reclining Seat—  
Leg Rest Coaches . . . . . Los Angeles to St. Louis.  
(All Seats Reserved) Ogden to St. Louis (S.P. 28 from San Francisco).  
Cedar City to Salt Lake City (not reserved) (No. 310—June 15 to September 5).

Club Lounge Car . . . . . Los Angeles to St. Louis—for coach passengers.  
Dining Car . . . . . Club and a la carte service.

**No. 116—Streamliner CITY OF LAS VEGAS—DAILY**  
Tickets not accepted for travel between stations in California.  
Coaches . . . . . Los Angeles to Las Vegas—advance reservations required.  
Buffet-Lunch Counter . . . . . Los Angeles to Las Vegas—all meals (continuous service, and refreshments).  
Club Lounge Car . . . . . Los Angeles to Las Vegas.

**Footnotes for Page 13**

Δ See Table 4, page 29, for condensed schedule of all service to the Utah-Arizona Parks from the East and from Los Angeles.  
⊗ This lounge car is for the exclusive use of sleeping car passengers.  
(f) Stops only on signal. ⊙ Gateway to Utah-Arizona National Parks.  
⊠ Conditional stop; see Table 24. ⊡ Motor Bus between Lund and Cedar City.  
⊢ Motor bus connections with main line trains at East Los Angeles. See tables 7, 8 and 9 for complete information on bus schedules to and from East Los Angeles.  
(C.T.) Central time. (M.T.) Mountain time. (P.T.) Pacific time.  
Time from 12.01 midnight to 12.00 noon shown in light face type.  
Time from 12.01 noon to 12.00 midnight shown in heavy face type.



**BEST BET FOR LAS VEGAS TRAVEL**

**Streamliner CITY OF LAS VEGAS**

Daily Round trips between Los Angeles and Las Vegas.  
(See Tables "D" for schedules)

**Features:**

- Free "Chuck Wagon" buffet meals en route.
- "The Pub" club-lounge car.
- Modern reclining seat coaches.
- Family Plan tickets apply.

ST. LOUIS—KANSAS CITY—SAN FRANCISCO via Denver

Table E Condensed Schedules All Trains Daily. Includes columns for Coach Seat Reservation Charge, Domeliner City of St. Louis-San Francisco Overland, San Francisco Overland-Domeliner City of St. Louis, and Coach Seat Reservation Charge. Lists routes like Wabash, Union Pacific, and Southern Pacific with departure/arrival times.

Enjoy a Scenic Dinner Hour through Echo and Weber Canyons

Enjoy a Scenic Breakfast Hour through Weber and Echo Canyons.

During early breakfast hours there will be fine views of Reno and Truckee River; and all the moving delights of the High Sierra

See the High Sierra, historic Donner Pass and Lake, and American River Canyon during afternoon hours in the Dome Lounge Car

Passengers use Motor Bus between trainside at Oakland (16th Street) and San Francisco (Ferry Depot) via the Bay Bridge, affording a panoramic view of the San Francisco Bay area.

Equipment for Page 14

NO. 9-27—Domeliner—CITY OF ST. LOUIS—SAN FRANCISCO OVERLAND—DAILY. Wabash No. 9 to Kansas City; No. 9 to Ogden; S. P. No. 27 to San Francisco. Coach Seat Reservation Charge—See Page 44.

NO. 28-10—SAN FRANCISCO OVERLAND—Domeliner CITY OF ST. LOUIS—DAILY. S. P. No. 28 to Ogden; No. 10 to Kansas City; Wabash No. 10 to St. Louis. Coach Seat Reservation Charge—See Page 44.

Footnotes for Page 14

⊗ These lounge cars are for the exclusive use of sleeping car passengers. ⊠ Conditional stop; see table 24. □ Conditional stop; see table 30. (f) Stops only on signal. Time from 12:01 midnight to 12:00 noon shown in light face type. Time from 12:01 noon to 12:00 midnight shown in heavy face type.

ST. LOUIS—KANSAS CITY—PORTLAND—SEATTLE via Denver

Table F Condensed Schedules All Trains Daily. Includes columns for 69-369-17 Example, Portland Rose 17 Example, and Portland Rose 18 Example. Lists routes like St. Louis (Wabash), Kansas City, and various points in the West with departure/arrival times.

Shoshone is gateway to Sun Valley, world famous summer and winter vacation center, owned and operated by Union Pacific Railroad.

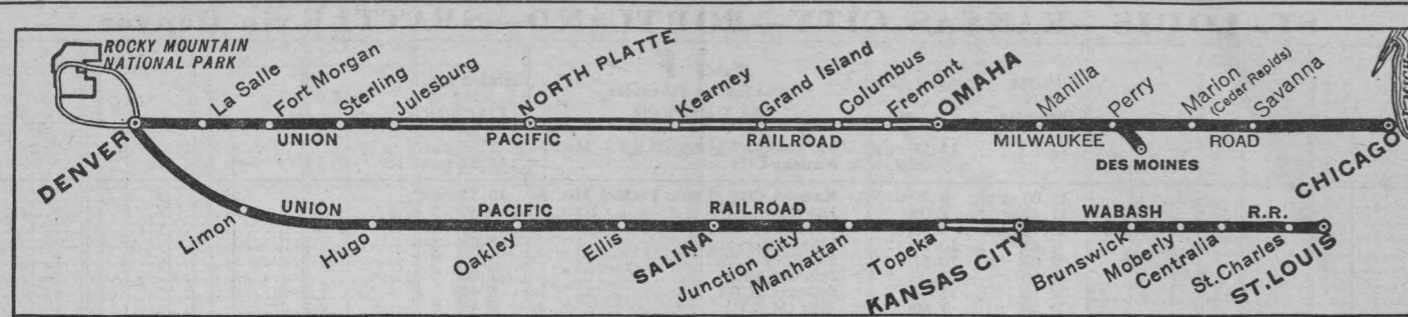
Equipment for Page 15

NO. 17—PORTLAND ROSE—DAILY. Club Lounge Car... Kansas City to Portland. Streamlined Sleeping Cars... Kansas City to Portland—6 Sections, 6 Roomettes, 4 Double Bedrooms (occupancy until 7:30 a.m.).

NO. 18—PORTLAND ROSE—DAILY. Club Lounge Car... Portland to Kansas City. Streamlined Sleeping Cars... Portland to Kansas City—6 Sections, 6 Roomettes, 4 Double Bedrooms.

Footnotes for Page 15

⊠ Conditional stop; see Table 24 or 30. \* Daily train No. 457. • Daily train No. 458. ♦ Motor Bus. This service is provided passengers arriving or departing Shoshone and holding through rail tickets to and from Sun Valley or Ketchum, Idaho.



### CHICAGO-OMAHA-DENVER

Table G Condensed Schedules All Trains Daily		Domeliner City of Denver 111 Example	Advance Coach Seat Reservations Required
C. M. St. P. & P.			
Lv Chicago (C.S.T.)	4.30	SUN	
Ar Omaha	12.35	MON	
Union Pacific			
Lv Omaha (C.S.T.)	12.45	MON	
" Fremont	0	"	
" Schuyler	1.59	"	
" Columbus	2.55	"	
" Central City	3.33	"	
" Grand Island	4.50	"	
" Kearney	5.10	"	
" Lexington	6.05	"	
Ar North Platte (C.S.T.)	7.34	"	
Lv North Platte (M.S.T.)	8.30	MON	
" Ogallala	9.50	"	
" Julesburg	10.26	"	
" Sterling	11.17	"	
" Fort Morgan	12.30	"	
" La Salle	1.05	"	
Ar Denver (M.S.T.)	8.30	MON	

#### Equipment for Table G

**NO. 111— Domeliner CITY OF DENVER—DAILY**  
Trains runs via C. M. St. P. & P. to Omaha; thence U. P.

Club Lounge Car..... Chicago to Denver—for sleeping car passengers.  
Streamlined Sleeping Cars. Chicago to Denver—10 Roomettes, 6 Double Bedrooms, 6 Sections.  
Chicago to Denver—6 Roomettes, 4 Double Bedrooms, 6 Sections.

**Dome Lounge Car**..... Chicago to Denver.

Reclining Seat—  
Leg Rest Coaches..... Chicago to Denver (all seats reserved).  
Dining Car..... Club and a la carte service.

By all means visit the Dome Lounge Car, open to all passengers.  
Enjoy friendly companionship in this attractive Dome Lounge Car.

### DENVER-OMAHA-CHICAGO

Table G Condensed Schedules All Trains Daily		Domeliner City of Denver 112 Example	Advance Coach Seat Reservations Required
Union Pacific			
Lv Denver (M.S.T.)	3.30	SUN	
" La Salle	4.20	"	
" Fort Morgan	5.37	"	
" Sterling	6.27	"	
" Julesburg	7.34	"	
" Ogallala	8.39	"	
Ar North Platte (M.S.T.)	9.50	"	
Lv North Platte (C.S.T.)	10.26	"	
" Lexington	11.17	"	
" Kearney	12.30	"	
" Grand Island	1.05	"	
" Central City	2.43	"	
" Columbus	3.30	"	
" Schuyler	4.20	"	
" Fremont	5.10	"	
Ar Omaha (C.S.T.)	8.45	MON	
C. M. St. P. & P.			
Lv Omaha	12.40	MON	
Ar Chicago (C.S.T.)	8.45	MON	

#### Equipment for Table G

**NO. 112— Domeliner CITY OF DENVER—DAILY**  
Train runs via C. M. St. P. & P. east of Omaha.

Club Lounge Car..... Denver to Chicago—for sleeping car passengers.  
Streamlined Sleeping Cars. Denver to Chicago—10 Roomettes, 6 Double Bedrooms, 6 Sections.  
Denver to Chicago—6 Roomettes, 4 Double Bedrooms, 6 Sections.

**Dome Lounge Car**..... Denver to Chicago.

Reclining Seat—  
Leg Rest Coaches..... Denver to Chicago (all seats reserved).  
Dining Car..... Club and a la carte service.

Visit the Dome Lounge Car, open to all passengers.  
The view is unlimited — all around the wide horizon.

... Check the advantages of the **Family Travel Plan**

- Saves money when family travels together by train
- Good in coaches or sleeping cars
- Liberal free baggage allowance
- Start trip on Monday, Tuesday, Wednesday or Thursday.
- On Round Trips return on any day of the week

Ask your local Union Pacific Agent to figure the cost for you

**Footnotes for Page 16**

⊙ Stops to take paying passengers for Denver; also to let off from Chicago.  
⊗ Stops to let off paying passengers from Denver; also to take for Chicago.  
⊠ Stops to let off or take paying passengers to or from points where these trains are regularly scheduled to stop.  
⊡ No. 111 stops to take paying passengers for Denver or to let off paying passengers from Omaha or beyond; No. 112 stops to take paying passengers for Omaha or beyond or to let off paying passengers from Denver.  
(f) Stops only on signal.  
(C.S.T.) Central Standard time. (M.S.T.) Mountain Standard time.  
Time from 12.01 midnight to 12.00 noon shown in light face type.  
Time from 12.01 noon to 12.00 midnight shown in heavy face type.

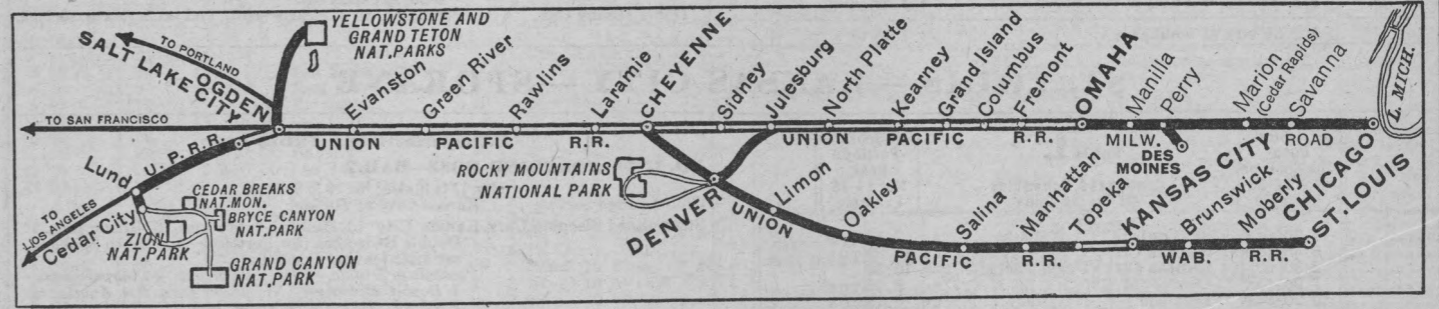
### ST. LOUIS-KANSAS CITY-DENVER

Portland Rose 17 Example	Domeliner City of St. Louis 9 Example	Table H Condensed Schedules All Trains Daily	Domeliner City of St. Louis 10 Example	Portland Rose 18 Example
11.20 su	4.15 su	Lv Wabash St. Louis (C.S.T.)	12.29 su	7.35 mo
7.05 mo	9.10 " Ar	Ar Kansas City Mo. Lv Union Pacific	7.30 " Ar	11.59 su
8.30 " Ar	9.40 " Lv	Lv Kansas City	7.05 " Ar	10.30 " Ar
9.09 " Ar	10.19 " Ar	" Kansas City, Kans. + Lv	6.09 " Ar	9.30 " Ar
9.38 " Ar	10.47 " Ar	" Lawrence	5.43 " Ar	9.00 " Ar
10.33 " Ar	11.40 " su	" St. Marys	4.53 " Ar	8.05 " Ar
10.51 " Ar	12.09 " mo	" Wamego	4.20 " Ar	7.40 " Ar
11.02 " Ar	12.59 " mo	" Manhattan	3.12 " Ar	6.40 " Ar
11.54 " Ar	12.59 " mo	" Fort Riley	1.06 " mo	4.25 " Ar
1.51 " Ar	3.10 " Ar	" Junction City	11.56 " su	3.15 " Ar
1.00 " Ar	2.19 " Ar	" Chapman	10.47 " Ar	1.40 " Ar
2.10 " Ar	3.30 " Ar	" Detroit	8.30 " Ar	11.02 " Ar
4.33 " Ar	5.55 " Ar	" Abilene	8.11 " Ar	10.43 " Ar
4.49 " Ar	6.18 " Ar	" Solomon	6.40 " su	9.15 " su
6.30 mo	8.05 mo	Ar Denver (M.S.T.) Lv		

Coach Seat Reservation Charge on Nos. 9 and 10—See Page 44

#### Equipment for Table H

**NO. 18—PORTLAND ROSE—DAILY**  
Club Lounge Car..... Denver to Kansas City.  
Streamlined Sleeping Car..... Denver to Kansas City—6 Sections, 6 Roomettes, 4 Double Bedrooms (from Portland).  
Reclining Seat Coach..... Denver to Kansas City.  
Dining Car..... Club and a la carte service.



### DENVER-SALT LAKE CITY

Coach Seat Reservation Charge on No. 9 See Page 44	Domeliner City of St. Louis 9 Example	Table J Condensed Schedules All Trains Daily	Domeliner City of St. Louis 10 Example	Coach Seat Reservation Charge on No. 10 See Page 44
	8.45 su	Lv Denver (M.S.T.)	6.05 su	
	11.55 su	" La Salle	2.43 su	
	1.54 " Ar	" Cheyenne	12.50 " Ar	
	4.40 " Ar	" Laramie	10.30 " Ar	
	6.35 " Ar	" Rawlins	8.29 " Ar	
	8.30 " Ar	" Green River	6.50 " Ar	
	10.05 su	Ar Ogden	5.25 su	
		Ar Salt Lake City Lv		

**Footnotes for Page 17**

⊙ These lounge cars are for the exclusive use of sleeping car passengers.  
+ Checked baggage not handled to or from station at Kansas City, Kans.  
⊠ Conditional stop; see Tables 24 or 30.  
(C.S.T.) Central Standard time. (M.S.T.) Mountain Standard time.  
Time from 12.01 midnight to 12.00 noon shown in light face type. (f) stops only on signal.  
Time from 12.01 noon to 12.00 midnight shown in heavy face type.

#### Equipment for Table H

**NO. 9— Domeliner CITY OF ST. LOUIS—DAILY**  
Wabash 9 to Kansas City; U. P. 9 to Denver

Dome Lounge Car ⊙..... Kansas City to Denver.  
Streamlined Sleeping Cars. St. Louis to Denver—6 Roomettes, 4 Double Bedrooms, 6 Sections (for Los Angeles).  
St. Louis to Denver—6 Sections, 6 Roomettes, 4 Double Bedrooms (for San Francisco).  
St. Louis to Denver—12 Roomettes, 4 Double Bedrooms (for San Francisco. (Summer Season)).  
St. Louis to Denver—6 Sections, 6 Roomettes, 4 Double Bedrooms.  
Kansas City to Denver—10 Roomettes, 6 Double Bedrooms (for Los Angeles).

Reclining Seat—  
Leg Rest Coaches..... St. Louis to Denver—all seats reserved.  
Club Lounge Car..... St. Louis to Denver—for coach passengers.  
Dining Car..... Club and a la carte service.

#### Equipment for Table J

**NO. 17—PORTLAND ROSE—DAILY**  
Club Lounge Car..... Kansas City to Denver.  
Streamlined Sleeping Car..... Kansas City to Denver—6 Sections, 6 Roomettes, 4 Double Bedrooms (for Portland).  
Reclining Seat Coaches..... Kansas City to Denver.  
Dining Car..... Club and a la carte service.

**NO. 10— Domeliner CITY OF ST. LOUIS—DAILY**  
U. P. 10 to Kansas City; Wabash 10 to St. Louis.

Dome Lounge Car ⊙..... Denver to Kansas City.  
Streamlined Sleeping Cars. Denver to St. Louis—6 Roomettes, 4 Double Bedrooms, 6 Sections (from Los Angeles).  
Denver to St. Louis—6 Sections, 6 Roomettes, 4 Double Bedrooms (from San Francisco).  
Denver to St. Louis—12 Roomettes, 4 Double Bedrooms (from San Francisco. (Summer Season)).  
Denver to St. Louis—6 Sections, 6 Roomettes, 4 Double Bedrooms.  
Denver to Kansas City—10 Roomettes, 6 Double Bedrooms (from Los Angeles).

Reclining Seat—  
Leg Rest Coaches..... Denver to St. Louis—all seats reserved.  
Club Lounge Car..... Denver to St. Louis—for coach passengers.  
Dining Car..... Club and a la carte service.



CHICAGO — OMAHA — SPOKANE
Walla Walla—Lewiston—Moscow—Pullman

Table K: Condensed Schedules All Trains Daily. Includes departure and arrival times for routes to Chicago, Omaha, and Spokane.

Equipment for Table K
NO. 105—Domeliner CITY OF PORTLAND—DAILY
NO. 106—Domeliner CITY OF PORTLAND—DAILY
Includes details on lounge cars, sleeping cars, and dining cars.

ST. LOUIS — KANSAS CITY — SPOKANE

Table L: Condensed Schedules All Trains Daily. Includes departure and arrival times for routes to St. Louis, Kansas City, and Spokane.

Equipment for Table L
NO. 17-20—PORTLAND ROSE—DAILY
Includes details on lounge service, sleeping cars, and dining cars.

Footnotes for Page 18
Via Northwest Greyhound Bus north of Pendleton.

Spokane is the gateway to the great Inland Empire of Washington. See Grand Coulee Dam, the great fruit orchards of Washington, and many scenic attractions.

CHICAGO — ST. LOUIS — KANSAS CITY — WEST YELLOWSTONE — VICTOR

Table O: Summer Season All Trains Daily. Includes departure and arrival times for routes to St. Louis, Kansas City, and West Yellowstone.

105-31-47 CITY OF PORTLAND—YELLOWSTONE SPECIAL—DAILY
9-31-47 CITY OF ST. LOUIS—YELLOWSTONE SPECIAL—DAILY
48-32-106 YELLOWSTONE SPECIAL—CITY OF PORTLAND—DAILY
NO. 48-32-10 YELLOWSTONE SPECIAL—CITY OF ST. LOUIS—DAILY
Includes details on lounge service, sleeping cars, and dining cars.

LOS ANGELES — SALT LAKE CITY — WEST YELLOWSTONE — VICTOR — BUTTE

Table R: Condensed Schedules All Trains Daily. Includes departure and arrival times for routes to Salt Lake City, West Yellowstone, and Victor.

NO. 6-35—BUTTE SPECIAL—DAILY
NO. 10-33—NORTHWEST SPECIAL—DAILY
NO. 36-5—BUTTE SPECIAL—DAILY
NO. 34-9—NORTHWEST SPECIAL—DAILY
NO. 35-47—YELLOWSTONE SPECIAL—DAILY
Includes details on lounge service, sleeping cars, and dining cars.

Footnotes for Page 19
Operates only during Yellowstone Park season, June 16 through September 4.

Reclining Seat Coaches... Victor to Salt Lake; West Yellowstone to Salt Lake.

WEST YELLOWSTONE — VICTOR — POCATELLO — PORTLAND

Table S Summer Season All Trains Daily. Includes routes between West Yellowstone, Victor, Pocatello, and Portland with departure and arrival times.

LOS ANGELES — SPOKANE — Via Shoshone (SUN VALLEY) — Boise — Nampa

Table T Condensed Schedules All Trains Daily. Includes routes between Los Angeles, Spokane, Boise, and Nampa via Shoshone and Sun Valley.

Equipment for Table T NO. 10-33-17-20—CITY OF ST. LOUIS—PORTLAND ROSE—DAILY. Details about train equipment, including lounge cars, sleeping cars, and dining cars.

Footnotes for Page 20. Includes information about motor bus service and Pacific Standard time.

Equipment for Table S NO. 32-48-17—YELLOWSTONE SPECIAL—PORTLAND ROSE—DAILY

Details about the Yellowstone Special train, including routes, equipment, and service details.

SALT LAKE CITY — BOISE — PORTLAND — SEATTLE

Table U Condensed Schedules All Trains Daily. Includes routes between Salt Lake City, Boise, Portland, and Seattle.

Equipment for Table U NO. 33-17-457—NORTHWEST SPECIAL—PORTLAND ROSE—DAILY. Details about train equipment and service.

Footnotes for Page 20. Includes information about motor bus service and Pacific Standard time.

PORTLAND — SPOKANE

Table W All Trains Daily—(Pacific Standard Time). Includes routes between Portland and Spokane with departure and arrival times.

Spokane, San Francisco and Los Angeles Seattle, San Francisco and Los Angeles

Table X All Trains Daily (Pacific Standard Time) and Table Y All Trains Daily (Pacific Standard Time). Includes routes between Spokane, San Francisco, Los Angeles, and Seattle.

PORTLAND, TACOMA AND SEATTLE

Table Z All Trains Daily. Includes routes between Portland, Tacoma, and Seattle.

Equipment for Tables Y and Z NORTHBOUND. Details about train equipment and service for routes between Seattle, Portland, Tacoma, and San Francisco.

Footnotes for Page 21. Includes information about rail station at Kelso, bus service, and observation-lounge for passengers.



California, Pacific Northwest, Utah and Colorado to Omaha and Chicago

Table No. 2 The Overland Route EASTBOUND—Read Down. Columns include City of Origin, City of Destination, Train No., and Time. Rows list various routes from San Francisco to Chicago.

Footnotes for Table 2

- Between Ogden and Omaha No. 28 carries only a rider coach for passengers; no sleeping car, no dining car.
See Page 40 for motor bus connections with U.P. trains at Fremont, Columbus and Grand Island.
Limited handling of checked baggage on this train; consult agent.
\* Daily.
(f) Stops only on signal.
A Stops to let off paying passengers from Denver or to take paying passengers for Omaha or beyond.
D Stops to let off paying passengers from Cheyenne or beyond; also to take for Omaha or beyond.
E Stops to let off paying passengers from Cheyenne or beyond.
G Stops to let off paying passengers from Sacramento or beyond.
H Stops to let off paying passengers from points beyond Savanna.
J Stops to let off paying passengers from west of Ogden; also to take paying passengers for Denver or beyond.
K Stops to take paying passengers; also to let off from Omaha or beyond.
L Stops to let off paying passengers from Hampshire; also from Savanna or beyond.
M Stops to let off paying passengers from East Los Angeles or beyond.
N Stops to let off paying passengers from East Los Angeles or beyond; also to take for Chicago or beyond.
O Stops to take or let off paying passengers.
P Stops to let off paying passengers from Omaha or beyond.
R Stops to let off revenue passengers from Omaha and beyond, and to take for Savanna and beyond.
T Stops to let off paying passengers from Pendleton or beyond.
V Stops to let off paying passengers from Granger or beyond.
X Stops to let off paying passengers from Denver; also to take for Chicago.
Mileage shown on mile posts is from Council Bluffs. See General Information, Page 2.

Advance Coach Seat Reservations Required on ALL STREAMLINERS and DOMELINERS

- City of San Francisco, No. 102
City of Los Angeles, No. 104
The Challenger, No. 108
City of Portland, No. 106
City of Denver, No. 112
City of St. Louis, No. 110

Special Coach Seat Reservation Charge on City of Los Angeles, City of San Francisco, City of St. Louis and on The Challenger.

See Page 44.

California, Pacific Northwest, Utah and Colorado to Omaha and Chicago

Table No. 2 (Continued) The Overland Route EASTBOUND—Read Down. Columns include City of Origin, City of Destination, Train No., and Time. Rows list various routes from Omaha to Chicago.

Family Travel Plan Tickets can be used for starting trips on Mondays, Tuesdays, Wednesdays and THURSDAYS.

Good in sleeping cars or in coaches.

Can be used for return any day of week.

When Away From Home...

... remember this symbol of help for all travelers and newcomers in trouble. You will find the Travelers Aid lamp in all major rail terminals. Travelers Aid is a social service supported by voluntary contributions through Community Chests and United Funds.



Along the UNION PACIFIC route Travelers Aid is in—

- Kansas City Chicago Denver
Long Beach Portland Ogden
Los Angeles Spokane Omaha
Salt Lake City St. Louis

Independent Tours

The Union Pacific Railroad's Department of Tours is offering California Independent Vacation Tours of three, four or five days duration in Los Angeles or San Francisco. Included in the cost is railroad fare, taxicab transfers from railroad stations to hotels and return, a choice of three hotels at either city (reservations guaranteed in advance), and selected sightseeing trips. Meals are not included.

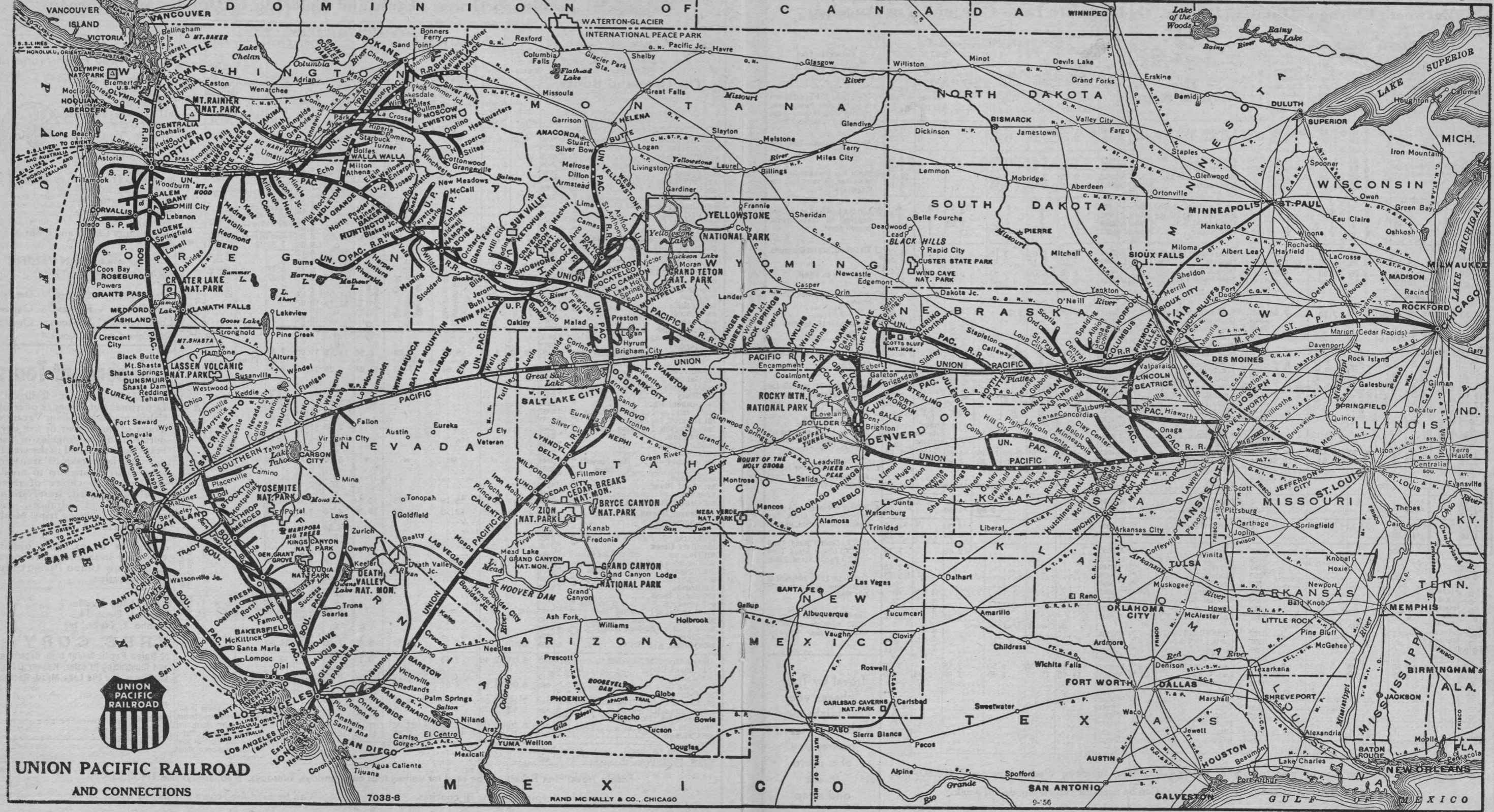
This is an excellent opportunity for independent travelers. Consult any Union Pacific travel representative.

Write Union Pacific Railroad, Dept. H, Omaha 2, Nebr., for

FREE COPY

of Union Pacific folder map describing and illustrating in color, Hoover Dam, Las Vegas and the Lake Mead Recreation Area.

Name.....
Street.....
City.....



**UNION PACIFIC RAILROAD**  
AND CONNECTIONS



7038-B

RAND MC NALLY & CO., CHICAGO

9-56

Between Chicago, Omaha, Denver, Ogden, Salt Lake City and Los Angeles

Table No. 3 The Overland Route. WESTBOUND—Read Down and EASTBOUND—Read Up. Includes train numbers, departure times, and station names like Chicago, Omaha, St. Louis, Denver, Cheyenne, Salt Lake City, and Los Angeles.

Footnotes for Table 3. NOTE—Trains 309 and 310 are in service only during parks summer season from June 14 through September 5.

Motor bus between Lund and Cedar City. Motor bus connections with main line trains at East Los Angeles.

Limited handling of checked baggage on these trains; consult agent.

Via Cut-off; not via Cheyenne.

Stops only on signal.

June 1 to September 15 inclusive.

September 16 to May 31 inclusive.

Stops to let off or take passengers.

See Tables 24 and 30 for service between St. Louis, Kansas City, Denver and Cheyenne.

Stops to take on or let off paying passengers to or from Salt Lake City or beyond.

Stops to take on or let off paying passengers to or from Omaha or beyond.

Mileage shown on mile posts is from Council Bluffs. See General Information, page 2.

(C.S.T.) Central Stand. Time (M.S.T.) Mount. Stand. Time (P.S.T.) Pacific Stand. Time.

Time from 12:01 midnight to 12:00 noon shown in light face type.

Time from 12:01 noon to 12:00 midnight shown in heavy face type.

Travel by Train relieves you of Highway Hazards, and assures you of a place to eat and sleep.

Family Travel Plan Tickets can be used for starting trips on Mondays, Tuesdays, Wednesdays and THURSDAYS. Good in sleeping cars and coaches. Can be used for return any day of week.

Between Chicago, Omaha, Denver, Ogden, Salt Lake City and Los Angeles

Table No. 3 (Continued) The Overland Route. WESTBOUND—Read Down and EASTBOUND—Read Up. Includes train numbers, departure times, and station names like Chicago, Omaha, St. Louis, Denver, Cheyenne, Salt Lake City, and Los Angeles.

Footnotes for Tables 4 to 12, Inclusive. † Daily except Sunday.

‡ No. 306 leaves Provo daily except Saturdays.

▲ Daily motor coach service of the Union Pacific Stage Co. shown in tables 7, 8 and 9, is operated over public highways. Rail tickets honored.

E Stops to take or let off passengers. Advance notice to U. P. ticket agent is necessary.

Trains 309 and 310 operate from June 14 through September 5, between Salt Lake City and Cedar City.

Motor bus connections with main line trains at East Los Angeles.

Las Vegas—Tonopah—Reno Stage Line, Inc.—Rail revenue tickets honored.

NOTE—For sleeping car and other equipment between Chicago—Cedar City, St. Louis—Cedar City, and Los Angeles—Cedar City, see Condensed Tables A and D, pages 6-7 and 12-13.

Chicago — Omaha — Salt Lake City — Cedar City St. Louis — Salt Lake City — Cedar City Los Angeles — Cedar City

Table No. 4 Condensed Schedule (Summer Season). SEE NOTE. Includes train numbers, departure times, and station names like Chicago, Omaha, St. Louis, Salt Lake City, Cedar City, and Los Angeles.

East Los Angeles — Pasadena — Glendale

Table No. 7. Includes train numbers, departure times, and station names like East Los Angeles, Pasadena, and Glendale.

East Los Angeles — Long Beach — San Pedro

Table No. 8. Includes train numbers, departure times, and station names like East Los Angeles, Long Beach, and San Pedro.

East Los Angeles — Whittier — Anaheim

Table No. 9. Includes train numbers, departure times, and station names like East Los Angeles, Whittier, and Anaheim.

Salt Lake City — Provo — Lyndyl

Table No. 5 Mountain Standard Time. Includes train numbers, departure times, and station names like Salt Lake City, Provo, and Lyndyl.

Las Vegas—Boulder City—Hoover Dam—Lake Mead

Table No. 10. Includes train numbers, departure times, and station names like Las Vegas, Boulder City, Hoover Dam, and Lake Mead.

Lund — Cedar City

Table No. 12 Mount. Time. Includes train numbers, departure times, and station names like Lund and Cedar City.

Between Chicago, Omaha, Denver, Ogden and San Francisco

Table No. 14 The Overland Route. WESTBOUND—Read Down and EASTBOUND—Read Up. Includes train numbers, times, and elevations for routes between Chicago, Omaha, Denver, Ogden, and San Francisco.

Footnotes for Page 30

- (f) Stops only on signal.
Via Cut-off; not via Cheyenne.
Limited handling of checked baggage on these trains; consult agent.
See tables 24 and 30 for service between St. Louis, Kansas City, Denver and Cheyenne.
Stops to let off paying passengers from Ogden and beyond; also to take for Reno and beyond.
Stops to let off paying passengers from Ogden or beyond; also to take for Sacramento or beyond.
Stops to let off paying passengers from Berkeley or beyond; also to take for Berkeley, Stockton and beyond.
Stops to let off paying passengers from Reno and beyond; also to take for Berkeley or beyond.
Stops to take paying passengers for Ogden or beyond; also to let off from Sacramento or beyond.
Stops to take paying passengers for Ogden and beyond; also to let off from Reno or beyond.
Stops to take on or let off paying passengers from or to Ogden or beyond.
Stops to take paying passengers for Ogden or beyond; also to let off from Berkeley, Stockton or beyond.
See table 31 for service between Ogden and Salt Lake City.
Between Omaha and Ogden Nos. 27 and 28 carry only a rider coach for passengers; no dining car; no sleeping car. Coach seat reservation charge between Ogden and San Francisco.
Leaves and arrives from Market Street station.
Leaves and arrives from Third Street station.
(C.S.T.) Central standard time.
(M.S.T.) Mountain standard time.
(P.S.T.) Pacific standard time.
Mileage shown on mile posts is from Council Bluffs. See General Information, page 2.

Rail—Auto Travel Plan

Ask your Ticket Agent for information and about arrangements. You can . . .

RENT A NEW CAR at your train destination.

This plan makes it easy for you to have a car ready for your convenience when you reach the end of your train journey.

DRIV-UR-SELF RENTAL STATIONS are located in many cities in the United States and Canada. Ask your Railroad Ticket Agent about the plan.

San Francisco, Sacramento and Los Angeles (Via Southern Pacific)

Table No. 15 and Table No. 16. Via Valley Line and Via Coast Line. Includes train numbers, times, and elevations for routes between San Francisco, Sacramento, and Los Angeles.

Between Chicago, Omaha and Denver

Table No. 17 The Overland Route. WESTBOUND—Read Down and EASTBOUND—Read Up. Includes train numbers, times, and elevations for routes between Chicago, Omaha, and Denver.

Denver—La Salle—Greeley—Ft. Collins

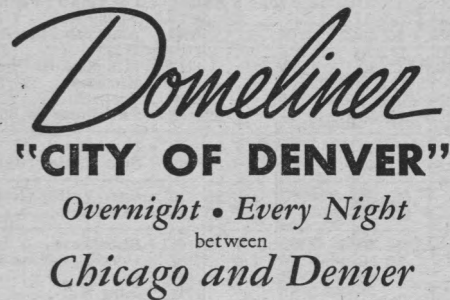
Table No. 18 (Mountain Standard Time). Includes train numbers, times, and elevations for routes between Denver, La Salle, Greeley, and Ft. Collins.

Denver—Ft. Collins

(Daily Bus Service—Rail Tickets Honored). Includes bus numbers, times, and elevations for routes between Denver and Ft. Collins.

Footnotes for Page 31

- A No. 111 stops to take paying passengers for Denver or to let off paying passengers from Omaha or beyond.
No. 112 stops to take paying passengers for Omaha or beyond or to let off paying passengers from Denver.
Regular bus service only during Park summer season.
Stops to take paying passengers for Denver; also to let off from Chicago.
Upon advance arrangement with agent at La Salle, and upon payment of regular local cab fare, Yellow Cab Co. will meet all trains at La Salle for transfer to and from Greeley.
Daily (f) Stops only on signal.
Stops to let off paying passengers from Denver; also to take for Chicago.
Nos. 111 and 112 stop at Fort Morgan to take or let off paying passengers to or from points where these trains are regularly scheduled to stop.
Northland Greyhound bus between La Salle and Cheyenne on which tickets reading via Union Pacific will be honored.



LOW COST — RESTFUL OVERNIGHT TRAVEL

Ride Denver's finest Domeliner between Chicago and Denver. Variety of Pullman space and reserved Coach seats with stretchout leg rests. The "City of Denver" features a distinctive Dome lounge car for all passengers . . . a beautiful Club Lounge for Pullman patrons . . . and attractive dining car serving superb, freshly prepared meals.

UNION PACIFIC RAILROAD

Between Chicago, Omaha and Spokane, Portland, Tacoma and Seattle

Table No. 20 The Overland Route. Includes Westbound and Eastbound schedules with columns for stations, elevations, and times. Includes footnotes for pages 32 and 33.

For equipment, see pages 6 to 21, inclusive.

Between Chicago, Omaha and Spokane, Portland, Tacoma and Seattle

Table No. 20 (Continued) The Overland Route. Includes Westbound and Eastbound schedules with columns for stations, elevations, and times. Includes footnotes for pages 32 and 33.

Between Portland, Tacoma and Seattle. All tickets over these lines are interchangeable and good on any train listed below.

Table No. 20A and Table No. 21. Includes schedules for routes between Portland, Tacoma, and Seattle, and between Portland, Chehalis, and Hoquiam.

For equipment, see pages 6 to 21, inclusive.

For explanation of reference marks, see page 32.

Between St. Louis, Kansas City, Topeka, Salina and Denver

Table 24: The Overland Route. Table 25: Junction City - Concordia. Table 26: Solomon - Beloit. Table 27: Kansas City - Salina - McPherson. Table 28: Kansas City - Salina - Plainville - Oakley. Includes columns for Motor Bus Daily, Passenger, and various route details.

Between Denver, Cheyenne and Salt Lake City

Table 30: The Overland Route (Mountain Standard Time). Table 31: Between Ogden and Salt Lake City. Table 32: Echo - Coalville - Park City. Table 33: Laramie - Centennial - Coalmont. Table 34: Walcott - Saratoga - Encampment. Includes columns for Motor Bus Daily, Passenger, and various route details.

Between Salt Lake City, Ogden, Pocatello, West Yellowstone and Butte

WESTBOUND—Read Down

Table No. 36 The Overland Route. For other trains between Salt Lake and Ogden see Table No. 31. (Mountain Standard Time)

EASTBOUND—Read Up

Cache Junction—Logan—Preston. Ogden—Brigham—Malad. Salt Lake—Idaho Falls—W. Yellowstone (Summer Season). Salt Lake—Idaho Falls—Ashton—Victor.

SEE TABLE R FOR SLEEPING CAR EQUIPMENT Footnotes for Page 36

\* Daily. (f) Stops only on signal. † Daily except Sunday. A Stops to let off paying passengers from beyond Pocatello. B Stops to take on or let off passengers. E Stops to let off paying passengers; also to take for Idaho Falls or beyond. H Stops to take paying passengers; also let off from Idaho Falls or beyond. K Local mixed passenger service available between Idaho Falls, Ashton and Victor. Consult agent for time of stops at intermediate stations. Nos. 35 and 36 between Salt Lake City and Pocatello, Nos. 31 and 32 between Pocatello and West Yellowstone and Nos. 47 and 48 between Ashton and Victor, operate into and out of West Yellowstone and Victor only during Yellowstone Park and Grand Teton Park summer season, from June 16 through September 4. Local freight with combination coach-baggage car.

For equipment, see pages 19 and 21.

Union Pacific Branch Lines

Omaha—North Platte—So. Torrington

Table No. 42. Mixed 97, 93, 94, 98. Mountain Time. Omaha, Neb. Ar. \*10.30. \*10.30. Lv. Omaha, Neb. Ar. \*6.30. \*6.30.

Central City—Valparaiso

Table No. 45. Central Time. Cent'l City, Neb. Ar. 0. Lv. Heber. " " 2. " " " " 7. " " " " 13. " " " " 23. " " " " 28. " " " " 36. " " " " 43. " " " " 53. " " " " 62. " " " " 76. Ar. Valparaiso. " " Lv.

Columbus—Spalding

Table No. 46. Central Time. Columbus, Neb. Ar. †11.40. 0. " " " " 12.02. 9. " " " " 14. " " " " 21. Lv. Genoa. " " Ar. 4.45. 12.32. 21. Lv. Fullerton. " " Lv. 4.17. 1.08. 34. " " " " 1.33. 44. " " " " 1.52. 51. " " " " 2.13. 57. " " " " 2.40. 65. Ar. Spalding. " " Lv. †3.00.

Columbus—Albion

Table No. 47. Central Time. Columbus, Neb. Ar. †7.20. 0. " " " " 7.45. 9. " " " " 8.00. 14. " " " " 8.30. 21. " " " " 9.15. 32. " " " " †10.05. 43. Ar. Albion. " " Lv. †11.30.

Grand Island—Ord

Table No. 48. Central Time. Gr. Island, Neb. Ar. E 9.00. 0. Lv. St. Libory. " " Lv. 4.42. 9.28. 11. Lv. St. Paul 47. " " Ar. 4.20. 9.55. 22. Lv. Elba. " " Lv. 3.55. 10.20. 31. " " " " 10.35. 37. " " " " 11.00. 46. " " " " 11.35. 49. " " " " †12.10. 61. Ar. Ord. " " Neb. Lv. E 2.30.

Grand Island—Loup City

Table No. 49. Central Time. Gr. Island, Neb. Ar. H 10.00. 0. " " " " 11.15. 22. " " " " 11.40. 30. " " " " 12.05. 41. " " " " †12.25. 48. " " " " H 1.00. 61. Ar. Loup City. " " Lv. H 2.30.

Lawrence—Leavenworth

Table No. 50. Central Time. Lawrence, Kan. Ar. †7.00. 0. Lv. Tonganoxie. " " Lv. †12.30. 7.40. 13. " " " " †8.20. 29. " " " " †8.25. 30. " " " " †8.45. 34. Ar. Leavenworth. " " Lv. †11.00.

Columbus—Norfolk

Table No. 44. Central Time. Columbus, Neb. Ar. †11.00. \*9.05. \*1.45. \*7.05. 10.35. " " " " 10.20. 8.45. 1.25. 6.45. " " " " 9.40. 8.25. 1.05. 6.20. " " " " 9.02. 8.05. 12.45. 6.00. " " " " †8.00. \*7.30. \*12.15. \*5.30.

Topeka—Marysville—Grand Island

Table No. 52. Central Time. Topeka. " " Kan. Ar. 0. Lv. Menoken. " " Lv. 5. " " " " 13. " " " " 21. " " " " 27. " " " " 37. " " " " 44. " " " " 52. " " " " 64. " " " " 69. " " " " 74. " " " " 79. " " " " 80. Ar. Marysville. " " Lv. 5.00. 80. Ar. Marysville. " " Lv. 5.00. 85. " " " " 90. " " " " 95. " " " " 104. " " " " 108. " " " " 114. " " " " 118. " " " " 120. " " " " 124. " " " " 134. " " " " 141. " " " " 145. " " " " 158. " " " " 168. " " " " 176. " " " " 185. " " " " 194. " " " " 207. " " " " 219. Ar. Grand Island. " " Lv. †11.30.

St. Joseph—Marysville

Table No. 53. Central Time. St. Joseph, Mo. Ar. 0. Lv. Elwood. " " Kan. Lv. 5. " " " " 9. " " " " 14. " " " " 25. " " " " 29. " " " " 34. " " " " 43. " " " " 50. " " " " 54. " " " " 61. " " " " 67. " " " " 79. " " " " 84. " " " " 89. " " " " 94. " " " " 99. " " " " 105. " " " " 113. Ar. Marysville. " " Lv.

SHIP and TRAVEL UNION PACIFIC

Kearney—Stapleton

Table No. 43. Central Time. Kearney 1, 2. " " Ar. †11.50. D 9.20. 9.24. 10. " " " " 9.41. 17. " " " " 10.06. 26. " " " " 10.20. 33. " " " " 10.40. 40. " " " " 11.13. 52. " " " " 11.27. 59. " " " " 12.30. 66. " " " " 12.55. 73. " " " " 1.30. 83. " " " " 1.55. 91. " " " " 2.10. 95. " " " " 2.30. 99. Lv. Stapleton, Neb. Lv. †7.30. D 4.00.

Columbus—Norfolk

Table No. 44. Central Time. Columbus, Neb. Ar. †11.00. \*9.05. \*1.45. \*7.05. 10.35. " " " " 10.20. 8.45. 1.25. 6.45. " " " " 9.40. 8.25. 1.05. 6.20. " " " " 9.02. 8.05. 12.45. 6.00. " " " " †8.00. \*7.30. \*12.15. \*5.30.

\* Daily. † Daily except Sunday. ‡ Sunday only. H Mondays, Wednesdays and Fridays only. D Wednesdays and Fridays only. E Tuesdays, Thursdays, and Saturdays only. K Freight service only. On days livestock is to be carried, train No. 82 runs about one-half hour later than schedule shown. (f) Stops on signal. ^ Center Service Bus Lines—Rail tickets honored.

Union Pacific Branch Lines

Blackfoot — Aberdeen — Mackay
Table No. 56
Mixed 409, 421, 422, 410
Lvs: Blackfoot 36, Moreland, Aberdeen Jct., Rockford, Pingree, Sterling, Aberdeen, Aberdeen Jct., Taber, Scoville, Arco, Moore, Darlington, Leslie, Mackay

Idaho Falls — Orvin — St. Anthony
Table No. 57
Mixed 491
Lvs: Idaho Falls 36, 40, 58, Orvin, Lincoln, Iona, Ririe, Byrne, Walker, Newdale, St. Anthony 40, 58

Idaho Falls — Ucon — St. Anthony
Table No. 58
Mixed 492
Lvs: Idaho Falls 36, 40, 57, Ucon, Grant, Lewisville, Menan, Egin, St. Anthony 40, 57

Minidoka — Twin Falls — Buhl — Wells
Table No. 60
Mixed 440-439, 50-36
Lvs: Salt Lake, Pocatello, Minidoka, Acequia, Rupert 61, Heyburn, Burley 62, Starrh's Ferry, Milner, Murtaugh, Hansen, Kimberly, Twin Falls, Twin Falls, Filler, Buhl, Twin Falls, Berger, Hollister, Rogerson, Delaplain, Nev., Contact, Summer Camp, Melandco, Wells

Minidoka — Rupert — Bliss
Table No. 61
Mixed 49, 422, 50
Lvs: Minidoka, Acequia, Rupert, Rupert, Burley, Twin Falls, Filer, Buhl, Bliss

Burley — Declo
Table No. 62
Lvs: Burley, Declo

Nyssa — Homedale — Marsing
Table No. 64
Lvs: Nyssa 20, Overstreet, Adrian, Napton, Homedale, Claytonia, Marsing

Richfield — Hill City
Table No. 65
Lvs: Shoshone 20, Richfield 69, Rawson, Magic, Macon, Selby, Fairfield, Hill City

Boise — Nampa — Emmett — McCall
Table No. 67
Mixed 486-485, 12
Lvs: Boise, Nampa 20, Middleton, Jenness, Bramwell, Emmett 71, Montour, Horseshoe Bend, Banks, Smith's Ferry, Belvidere, Cascade, Arling, Donnelly, McCall

Caldwell — Wilder
Table No. 68
Lvs: Caldwell 20, Greenleaf, Wilder

Shoshone — Ketchum — Sun Valley
Table No. 69
Mixed 442
Lvs: Shoshone 20, Richfield, Picabo, Bellevue, Hailey, Sun Valley (Ketchum)

Ontario — Vale and Brogan
Vale — Crane and Burns
Table No. 70
Mixed 460
Lvs: Ontario 20, Cairo, Luse, Mallett, Vale, Vale, Jamieson, Brogan

Vale — Crane and Burns
Table No. 70
Mixed 460
Lvs: Vale, Hope, Little Valley, Harper, Namorf, Jonesboro, Juntura, Long, Riverside, Dunnean, Venator, Crane, Lawen, Redess, Burns

Payette — Emmett
Table No. 71
Mixed 484
Lvs: Payette 20, Fruitland, Buckingham, New Plymouth, Letha, Emmett 67

Portland — La Grande — Joseph
Table No. 72
Mixed 305-17
Lvs: Portland, La Grande, La Grande 20, Island City, Aiceel, Imbler, Elgin, Looking Glass, Vincent, Minan, Wallowa, Lostine, Enterprise, Joseph

Weiser — New Meadows
Table No. 73
Lvs: Weiser 20, Presley, Midvale, Cambridge, Goodrich, Council, Fruitvale, Starkey, Glendale, Woodland, Tamarack, New Meadows

Footnotes for Page 38

- \* Daily. † Daily except Sunday. (f) Stops only on signal. (d) Tuesday, Thursday and Saturday. (E) Monday Wednesday, and Friday. K Irregular mixed service; consult agent. (H) Daily except Saturday. Northwest Greyhound Lines daily bus—Rail tickets honored. Local freight with combination coach-baggage car. Local freight with caboose; hand baggage only. Mountain Time is used on this U. P. branch line, but trains to and from Wells, Nevada, on the Southern Pacific main line use Pacific Time. Pacific Time prevails in territory shown in table 70, but trains are operated under Mountain Time, as shown in this table. For equivalent in Pacific Time, figure one hour earlier.

Union Pacific Branch Lines

Portland and Spokane Short Line
See Page 40 for additional bus service. Rail tickets honored. See Table W for sleeping car equipment.

Table No. 74
Mixed 442
Lvs: Portland, Hood River, The Dalles, Umatilla, Arlington, Hinkle, Hinkle, Wallula, Wallula, Ayrer, Ayrer, Hooper Jct., Marengo, Cheney, Marshall, Spokane, Wash. Lv

Walla Walla — Wallula
Table No. 75
Lvs: Walla Walla Wn, Ar, Garrett, Whitman, Lowden, Touchet, Reese, Wallula, Wash. Lv

Ayer — Spokane
See Page 40 for bus service. Rail tickets honored.

Table No. 76
Lvs: Ayer, Hooper Jct., Hooper, La Crosse, Winona, Endicott, Colfax, Garfield, Farmington, Tekoa, Tekoa, Latah, Fairfield, Rockford, Dishman, East Spokane, Spokane, Wash. Lv

Colfax — Moscow
Table No. 76a
Lvs: Colfax, Shawnee, Pullman, Moscow, Ida. Lv

Ayer — Lewiston
See Page 40 for supplemental bus service. Rail tickets honored.
Table No. 77
Lvs: Ayer, Riparia, Camas Prairie R. R., Riparia, Central Ferry, Penawawa, Swift, Benton City, Schultz, Almonta, Wawa, Crum, Bishop, Indian, Moses, Wilma, Lewiston, Camas Prairie R. R., Lewiston, North Lapwai, Spalding, Arrow, Lenore, Peck, Orofino, Greer, Pardee, Kamiah, Kooskia, Stittes, Camas Prairie R. R., Lewiston, North Lapwai, Spalding, Lapwai, Garrett, Whitman, Lowden, Touchet, Craig Jct., Ruebens, Ferdinand, Cottonwood, Fenn, Grangeville, Ida. Lv

Hinkle — Yakima
Table No. 78
Lvs: Hinkle, Wallula, Wallula, Villard, Kennewick, Benton City, North Prosser, Grandview, Midvale, Sunnyside Wash. Lv, Sunnyside Wash. Lv, Emerald, Granger, Zillah, Buena, Sawyer, Donald, Parker, Yakima, Wash. Lv

Footnotes for Page 39

- \* Daily. (f) Stops only on signal. Western Greyhound Lines. Rail tickets honored. † Daily except Sunday. C Stops to let off paying passengers from Hinkle or beyond. K Freight service only. Time from 12:01 midnight to 12:00 noon shown in light face type. Time from 12:01 noon to 12:00 midnight shown in heavy face type. Figures opposite junction points refer to tables showing diverging trains.

Spokane — Tekoa — Wallace
Table No. 79
Buses are on Mountain Time at Kellogg-Wardner, Osburn and Wallace
Lvs: Spokane 74, East Spokane, Dishman, Chester, Mica, Freeman, Manito, Rockford, Fairfield, Latah, Tekoa, Tekoa, Plummer Jct., Chatcolet, O'Gara, Harrison, Springston, Black Lake, Lane, Rose Lake, Cataldo, Enaville, Pine Creek, Kellogg-Wardner, Osburn, Wallace, Ida. Lv

Connecting Bus Service

Pendleton — Walla Walla — Lewiston — Pullman — Moscow — Colfax — Spokane

Table No. 84 (Pacific Time) connecting bus service between Pendleton, Walla Walla, Lewiston, Pullman, Moscow, Colfax, and Spokane.

Pendleton—Walla Walla—Yakima

Table No. 84a (Pacific Time) connecting bus service between Pendleton, Walla Walla, and Yakima.

The Dalles — Bend

Table No. 86 (Pacific Time) connecting bus service between The Dalles and Bend.

Biggs — Shaniko

Table No. 87 (Pacific Time) connecting bus service between Biggs and Shaniko.

Western Greyhound Lines—Rail tickets honored. Pacific Trailways—Rail tickets honored. Capitol Stages—Rail tickets honored. (f) Stops only on signal. Buses use bus stations at Fremont and Lincoln, not railroad depots.

Fremont — Lincoln

Table No. 88 (Central Time) connecting bus service between Fremont and Lincoln.

Columbus — Lincoln

Table No. 89 (Central Time) connecting bus service between Columbus and Lincoln.

Grand Island — Hastings

Table No. 90 (Central Time) connecting bus service between Grand Island and Hastings.

Lincoln — Omaha (Rail Tickets Honored)

Table No. 91 (Central Time) connecting bus service between Lincoln and Omaha.

Lincoln — Grand Island (Rail Tickets Honored)

Table No. 91a (Central Time) connecting bus service between Lincoln and Grand Island.

Shoshone - Twin Falls via Sun Valley Stages

Table No. 92 (Mountain Time) connecting bus service between Shoshone and Twin Falls.

Connections at Omaha

Table showing connections at Omaha for C. M. St. P. & P. routes to various cities like Chicago, St. Louis, and Des Moines.

Table showing connections at Omaha for Wabash routes to Council Bluffs, Maryville, Chillicothe, Moberly, and Delmar.

Table showing connections at Omaha for C. B. & Q. routes to Omaha, Red Oak, Ottumwa, Burlington, and Galesburg.

Table showing connections at Omaha for C. G. W. routes to Omaha, Ft. Dodge, St. Paul, and Minneapolis.

Connections at Kansas City

Table showing connections at Kansas City for C. G. W. routes to Kansas City, Des Moines, Dodge Center, St. Paul, and Minneapolis.

Table showing connections at Kansas City for K. C. S. routes to Kansas City, Fort Smith, Shreveport, New Orleans, Lake Charles, Beaumont, and Port Arthur.

Table showing connections at Kansas City for C. B. I. & P. routes to Kansas City, Excelsior Springs, and Chicago.

Table showing connections at Kansas City for C. B. I. & P. routes to Kansas City, Des Moines, St. Paul, and Minneapolis.

Table showing connections at Kansas City for C. B. & Q. routes to Kansas City, Quincy, and Chicago.

Table showing connections at Kansas City for Mo. Pac. routes to Kansas City, Sedalia, Jefferson City, and St. Louis.

For explanation of reference marks, see page 42.

Connections at Denver

Table with columns for train numbers (19, 7, 17, 1, 2, 18, 8, 20, 27-7, 201, 21-1, 2-22, 190, 8-28) and destinations (Denver, Colorado Springs, Pueblo, Canon City, Glenwood Sprgs., Grand Junction, Thompson, Provo, Salt Lake City).

Connections at Spokane and Butte

Table with columns for train numbers (2-Bus, 26, N. P., 25, Bus-1, Bus-2, 26, N. P., 25, 1-Bus, 16, The Milwaukee Road, 15) and destinations (Spokane, Helena, Butte, Great Northern, Butte, Helena, Fort Benton, Havre, Williston, Minot).

Connections at Seattle

Table with columns for train numbers (358, 360, 362, Great Northern, 357, 359, 361) and destinations (Seattle, Edmonds, Everett, Bellingham, New Westminster, Vancouver).

Connections at Salt Lake City

Table with columns for train numbers (17, 1, Western Pacific, 2, 18) and destinations (Salt Lake City, Sacramento, Stockton, Oakland, San Francisco).

Connections at Los Angeles

Table with columns for train numbers (80, #78, 76, 74, 72, 70, A. T. & S. F., 71, 73, 75, 77, 79, #81) and destinations (Los Angeles, Fullerton, Anaheim, Orange, Santa Ana, Oceanside, Del Mar, San Diego).

Footnotes for Pages 41 and 42

All trains daily except when otherwise indicated. f Stops on signal. \* Daily. I Daily except Saturday. Connecting service between Rio Grande Trailways. Time from 12.01 midnight to 12.00 noon shown in light face type. Time from 12.01 noon to 12.00 midnight shown in heavy face type.

UNION PACIFIC TRAINS USE THESE STATIONS

Boise, Idaho: Union Pacific Station. Butte, Montana: Union Station. Cheyenne, Wyo: Union Pacific Station. Chicago, Illinois: Union Station, Canal Street and Jackson Boulevard. Denver, Colorado: Union Station. Kansas City, Mo: Union Station, Main Street and Marcy Streets. Los Angeles, Calif: Los Angeles Union Passenger Terminal. Oakland, Calif: Southern Pacific 16th Street Station. Ogden, Utah: Union Station. Olympia, Wash: Union Pacific Station. Omaha, Nebraska: Union Station, 10th and Marcy Streets. Pendleton, Oregon: Union Pacific Station, Corner Main and Frazer Sts. Pocatello, Idaho: Union Pacific Station. Portland, Oregon: Union Station, Sixth and Johnson Streets. Riverside, Calif: Union Pacific Station. San Bernardino, Calif: Union Station. San Francisco, Calif: Ferry Depot, Foot of Market Street. Salina, Kansas: Union Station. Salt Lake City, Utah: Union Pacific Station. Seattle, Wash: Union Station, 4th Avenue, South, and Jackson Street. Spokane, Washington: Union Station. St. Louis, Mo: Union Station, 18th and Market Streets. Tacoma, Washington: Union Station. Topeka, Kansas: Union Pacific Station, Railroad and North Jackson Streets. Yakima, Wash: Union Pacific Station.

Relax on a train—rent a new Hertz car there. TRY THE HERTZ RAIL-AUTO TRAVEL PLAN!



Here's the way to go places. Stretch out, get comfortable on a fast train. Arrive refreshed. Then, step into a clean, dependable new Hertz car. That's traveling! Easy traveling, too. Your ticket agent will reserve your Hertz car when you buy your ticket. No charge. Low Hertz rates (very low by the week) cover all gasoline, oil and proper insurance. So next trip, try The Hertz Idea! And, ask about "Rent it here... Leave it there" service!

Connections at Chicago and St. Louis

Times Shown Below are Standard Time

New York Central System Chicago, Buffalo, Albany, New York, Boston

Table with columns for train numbers (90, 2, 26, 68, 8, 28, 6) and destinations (Chicago, Cleveland, Buffalo, Albany, New York, Boston).

Chicago-Indianapolis-Cincinnati

Table with columns for train numbers (310, 304, 306, 302, Central Station, 303, 301, 305, 307) and destinations (Chicago, Indianapolis, Cincinnati).

St. Louis, Cleveland, New York

Table with columns for train numbers (312-28-16, 51-315, 41, 50) and destinations (St. Louis, Cleveland, New York).

Chicago-Cincinnati-Washington-Norfolk

Table with columns for train numbers (304, 28, 302, Central Station, 27, 303, 305, 368, 358-20, 356, 8, 44-22) and destinations (Chicago, Cincinnati, Washington, Norfolk).

Chicago-Detroit-Toronto-Montreal

Table with columns for train numbers (La Salle St. Station, 19-39, 17, 355, 21-357, 369) and destinations (Chicago, Detroit, Toronto, Montreal).

Pennsylvania Railroad

Chicago, Washington, New York

Table with columns for train numbers (54, 50, 28, 48, 22, 52, Union Station, 23, 49, 29, 39-51, 55, 53) and destinations (Chicago, Washington, New York).

Chicago, Cincinnati, Norfolk

Table with columns for train numbers (74, 72, 70, Union Station, 71, 73, 75) and destinations (Chicago, Cincinnati, Norfolk).

St. Louis, Washington, New York

Table with columns for train numbers (6-16, 32, 30, 4, 33, 31, 3) and destinations (St. Louis, Washington, New York).

Baltimore and Ohio Railroad

Table with columns for train numbers (8, 6, 26, 10, Grand Central Station, 9, 5, 25, 7, 12, 4, 2, 11, 1, 3) and destinations (Baltimore and Ohio Railroad).

Gulf Mobile & Ohio R. R. Chicago-St. Louis

Table with columns for train numbers (7, 5, 3, 1, Union Station, 2, 4, 6, 8) and destinations (Gulf Mobile & Ohio R. R.).

Wabash R. R. Chicago-St. Louis

Table with columns for train numbers (11, 21, 17, Dearborn Station, 18, 10, 24) and destinations (Wabash R. R.).

Erie Railroad Chicago, Youngstown, New York

Table with columns for train numbers (8, 2, 6, Dearborn Station, 1, 5, 7, 17, 21, 19) and destinations (Erie Railroad).

Illinois Central Railroad Chicago, St. Louis

Table with columns for train numbers (18, 22, 20) and destinations (Illinois Central Railroad).

Nickel Plate—D. L. & W. Chicago, Cleveland, New York

Table with columns for train numbers (6, 8, La Salle Street Station, 5, 7) and destinations (Nickel Plate).

C. & E. I. — L. & N. Chicago, St. Louis, Evansville, Nashville

Table with columns for train numbers (95, 53, 93, 93-81, Dearborn Station, 80-54, 54, 94, 92) and destinations (C. & E. I. - L. & N.).

Grand Trunk — Canadian National Rys. Chicago, Toronto, Montreal

Table with columns for train numbers (6, 14, 20-16, Dearborn Station, 5, 15, 17) and destinations (Grand Trunk - Canadian National Rys.).

## RESERVED COACH SEAT CHARGES

### "THE CHALLENGER" — "CITY OF LOS ANGELES" — "CITY OF SAN FRANCISCO"

(Federal Transportation Tax of 10% not included)

BETWEEN	Chicago, Ill.	Savanna, Ill.	Perry, Ia.	Omaha, Neb.	Grand Island, Neb.	Sidney, Neb.	Cheyenne, Wyo.	Ogden, Utah	Salt Lake City, Utah	Milford, Utah	Las Vegas, Nev.	Los Angeles, Cal.	Reno, Nev.	Sacramento, Cal.	San Francisco, Cal.
Chicago, Ill.	\$	\$ ②	\$ .50	\$ .50	\$1.50	\$1.50	\$1.50	\$1.50	\$1.50	\$2.00	\$2.00	\$2.00	\$2.00	\$2.00	\$2.00
Savanna, Ill.	②		.50	.50	1.50	1.50	1.50	1.50	1.50	2.00	2.00	2.00	2.00	2.00	2.00
Perry, Ia.	.50	.50		.50	1.50	1.50	1.50	1.50	1.50	2.00	2.00	2.00	2.00	2.00	2.00
Omaha, Neb.	.50	.50	.50		1.00	1.00	1.00	1.00	1.00	1.50	1.50	1.50	1.50	1.50	1.50
Grand Island, Neb.	1.50	1.50	1.50	1.00		1.00	1.00	1.00	1.00	1.50	1.50	1.50	1.50	1.50	1.50
Sidney, Neb.	1.50	1.50	1.50	1.00	1.00		1.00	1.00	1.00	1.50	1.50	1.50	1.50	1.50	1.50
Cheyenne, Wyo.	1.50	1.50	1.50	1.00	1.00	1.00		1.00	1.00	1.50	1.50	1.50	1.50	1.50	1.50
Ogden, Utah	1.50	1.50	1.50	1.00	1.00	1.00	1.00		1.00	1.50	1.50	1.50	1.00	1.00	1.00
Salt Lake City, Utah	1.50	1.50	1.50	1.00	1.00	1.00	1.00	1.00		1.00	1.00	1.00			
Milford, Utah	2.00	2.00	2.00	1.50	1.50	1.50	1.50	1.50	1.00		1.00	1.00			
Las Vegas, Nev.	2.00	2.00	2.00	1.50	1.50	1.50	1.50	1.50	1.00	1.00		1.00			
Los Angeles, Cal.	2.00	2.00	2.00	1.50	1.50	1.50	1.50	1.50	1.00	1.00	1.00				
Reno, Nev.	2.00	2.00	2.00	1.50	1.50	1.50	1.50	1.50	1.00					1.00	1.00
Sacramento, Cal.	2.00	2.00	2.00	1.50	1.50	1.50	1.50	1.50	1.00				1.00		
San Francisco, Cal.	2.00	2.00	2.00	1.50	1.50	1.50	1.50	1.50	1.00				1.00		

### "CITY OF ST. LOUIS" — "CITY OF ST. LOUIS-SAN FRANCISCO OVERLAND"

(Federal Transportation Tax of 10% not included)

BETWEEN	St. Louis, Mo.	Moberly, Mo.	Kansas City, Mo.	Topeka, Kan.	Salina, Kan.	Denver, Colo.	Rawlins, Wyo.	Ogden, Utah	Salt Lake City, Utah	Milford, Utah	Las Vegas, Nev.	Los Angeles, Cal.	Reno, Nev.	Sacramento, Cal.	San Francisco, Cal.
St. Louis, Mo.	\$	\$ ①	\$ ①	\$1.50	\$1.50	\$1.50	\$1.50	\$1.50	\$1.50	\$2.00	\$2.00	\$2.00	\$2.00	\$2.00	\$2.00
Moberly, Mo.	①		①	1.50	1.50	1.50	1.50	1.50	1.50	2.00	2.00	2.00	2.00	2.00	2.00
Kansas City, Mo.	①	①		1.00	1.00	1.00	1.00	1.00	1.00	1.50	1.50	1.50	1.50	1.50	1.50
Topeka, Kan.	1.50	1.50	1.00		1.00	1.00	1.00	1.00	1.00	1.50	1.50	1.50	1.50	1.50	1.50
Salina, Kan.	1.50	1.50	1.00	1.00		1.00	1.00	1.00	1.00	1.50	1.50	1.50	1.50	1.50	1.50
Denver, Colo.	1.50	1.50	1.00	1.00	1.00		1.00	1.00	1.00	1.50	1.50	1.50	1.50	1.50	1.50
Rawlins, Wyo.	1.50	1.50	1.00	1.00	1.00	1.00		1.00	1.00	1.50	1.50	1.50	1.50	1.50	1.50
Ogden, Utah	1.50	1.50	1.00	1.00	1.00	1.00	1.00		1.00	1.50	1.50	1.50	1.00	1.00	1.00
Salt Lake City, Utah	1.50	1.50	1.00	1.00	1.00	1.00	1.00	1.00		1.00	1.00	1.00			
Milford, Utah	2.00	2.00	1.50	1.50	1.50	1.50	1.50	1.50	1.00		1.00	1.00			
Las Vegas, Nev.	2.00	2.00	1.50	1.50	1.50	1.50	1.50	1.50	1.00	1.00		1.00			
Los Angeles, Cal.	2.00	2.00	1.50	1.50	1.50	1.50	1.50	1.50	1.00	1.00	1.00				
Reno, Nev.	2.00	2.00	1.50	1.50	1.50	1.50	1.50	1.50	1.00					1.00	1.00
Sacramento, Cal.	2.00	2.00	1.50	1.50	1.50	1.50	1.50	1.50	1.00				1.00		
San Francisco, Cal.	2.00	2.00	1.50	1.50	1.50	1.50	1.50	1.50	1.00				1.00		

Each person occupying a seat, including children, must pay full Reserved Coach Seat Fare.

**NO REFUND** unless space released not later than:

- (a) 48 hours before departure if bought more than 48 hours in advance.
- (b) 24 hours before departure if bought 24 to 48 hours in advance.
- (c) 3 hours before departure if bought on day of departure.

Only exception is for missed connection due to delayed trains.

- ① Charge not applicable locally on Wabash R. R.
- ② Charge not applicable locally Chicago-Savanna, Ill. inclusive.

The Reserved Seat charge does not apply on trips made within the State of California.

## Rail Travel Credit Cards

- Now any person or company with proper credit may arrange for a convenient Charge-it Card.
- They are good on Union Pacific and many other railroads; can be used not only for rail and sleeping car tickets, but for services in dining cars and club lounge cars.
- For information and application blanks apply at any Union Pacific passenger or ticket office.



# Union Pacific

# ONE WAY RAIL FARES — 30 DAY LIMIT

(Federal Transportation Tax of 10% not included)

These Westbound fares are compiled from current Tariffs as of September 1, 1958 for information only. Not to be used for selling purposes. Subject to change without notice.

FROM	TO	Los Angeles, San Diego, Calif.		San Francisco, Calif.		Portland, Ore.		Seattle, Wash.		Spokane, Walla Walla, Wash.		Salt Lake City, Utah		Denver, Colo.		Boise, Ida.		Las Vegas, Nev.			
		CLASS		FIRST	COACH	FIRST	COACH	FIRST	COACH	FIRST	COACH	FIRST	COACH	FIRST	COACH	FIRST	COACH	FIRST	COACH	FIRST	COACH
		1st	2nd																		
Albany, N. Y.		\$128.40	\$91.77	\$132.16	\$93.27	\$129.35	\$91.25	\$129.35	\$91.25	\$117.16	\$82.55	\$104.21	\$73.31	\$86.55	\$60.81	\$115.85	\$81.62	\$121.58	\$85.71		
Atlanta, Ga. (via Chicago)		94.23	67.47	100.05	71.53	108.75	77.74	111.37	79.61	99.17	70.91	78.51	56.14	59.85	42.81	91.84	65.70	92.04	65.91		
Atlanta, Ga. (via St. Louis or Kansas City)		90.39	64.56	98.86	70.68	108.75	77.74	111.37	79.61	99.17	70.91	78.51	56.14	59.85	42.81	91.84	65.70	88.16	62.97		
Baltimore, Md. (via B&O)		115.74	82.99	123.20	88.38	120.79	87.68	120.79	87.68	108.60	78.96	95.66	69.72	77.99	57.10	107.29	78.04	112.39	80.62		
Baltimore, Md. (via PennaRR)		118.06	84.55	129.56	89.94	126.23	89.10	126.23	89.10	114.04	80.40	101.09	71.16	83.43	58.53	112.73	79.47	114.71	82.18		
Birmingham, Ala. (via Chicago)		94.23	67.47	97.86	69.95	101.68	72.68	104.31	74.55	92.11	65.85	71.44	51.08	52.78	37.75	84.77	60.64	88.81	63.48		
Birmingham, Ala. (via St. Louis or Kansas City)		84.26	62.23	91.79	65.61	101.68	72.68	104.31	74.55	92.11	65.85	71.44	51.08	52.78	37.75	84.77	60.64	82.02	58.82		
Boston, Mass. (via Albany)		133.84	97.41	143.60	99.29	140.79	97.26	140.79	97.26	128.60	88.56	115.63	79.32	97.95	69.83	127.29	87.62	133.02	91.72		
Buffalo, N. Y. (via NYC)		115.43	81.74	115.43	81.74	112.62	79.72	112.62	79.72	100.43	71.02	87.48	61.78	69.82	49.15	95.12	70.09	104.85	74.18		
Buffalo, N. Y. (via Nickel Plate)		110.04	79.11	110.04	79.11	107.23	77.09	107.23	77.09	95.04	68.38	82.09	59.14	64.43	46.52	93.72	67.45	99.46	71.54		
Charleston, W. Va.		102.02	73.25	105.85	76.32	107.56	77.88	107.56	77.88	95.37	69.17	81.70	59.63	62.70	46.05	93.32	67.97	99.06	71.35		
Chattanooga, Tenn. (via Chicago)		94.23	67.47	97.86	69.95	105.27	75.20	106.27	76.27	94.07	67.56	75.03	53.60	56.12	40.28	86.74	62.37	92.04	65.91		
Chattanooga, Tenn. (via St. Louis)		87.85	62.76	95.39	68.13	105.27	75.20	106.27	76.27	94.07	67.56	75.03	53.60	56.12	40.28	86.74	62.37	85.61	61.14		
Chicago, Ill.		85.56	61.12	85.56	61.12	82.75	59.10	82.75	59.10	70.56	50.40	57.61	41.16	39.95	28.53	69.25	49.47	74.98	53.57		
Cincinnati, Ohio (via NYC or Penna.)		98.20	69.85	98.20	9.85	99.49	70.62	99.49	70.62	87.30	61.92	73.73	52.66	54.72	38.79	85.35	60.97	91.10	65.06		
Cleveland, Ohio (via B&O)		102.52	73.88	102.52	73.88	99.71	71.86	99.71	71.86	87.52	63.15	74.57	53.92	56.91	41.29	86.21	62.22	91.94	66.32		
Cleveland, Ohio (via NYC)		104.94	74.62	104.94	74.62	102.13	72.50	102.13	72.50	89.94	63.80	76.99	54.56	59.33	41.93	88.63	62.87	94.36	66.96		
Cleveland, Ohio (Nickel Plate)		101.42	72.78	101.42	72.78	98.61	70.76	98.61	70.76	86.42	62.04	73.47	52.82	55.81	40.18	85.10	61.12	90.84	65.22		
Columbus, Ohio (via B&O)		99.87	71.66	99.87	71.66	98.40	70.81	98.40	70.81	86.21	62.11	73.26	52.87	55.60	40.25	84.89	61.17	90.63	65.27		
Columbus, Ohio (via NYC or Penna.)		102.92	73.09	102.92	73.09	100.63	71.40	100.63	71.40	88.44	62.70	75.49	53.46	57.83	40.83	87.13	61.77	92.86	65.86		
Columbia, S. C. *		100.52	71.79	108.99	77.88	119.58	85.48	120.98	86.63	108.87	78.11	89.34	63.88	70.70	50.55	101.56	72.92	98.28	70.18		
Denver, Colo.		52.68	37.63	52.68	37.63	53.01	37.86	53.01	37.86	48.35	34.57	22.76	16.28	20.70	14.87	24.63	18.13	28.87	21.87		
Des Moines, Iowa		73.32	52.37	73.32	52.37	73.44	52.46	73.44	52.46	61.50	43.92	44.18	31.55	26.51	18.96	55.82	39.91	61.55	43.95		
Detroit, Mich. (via C&O or Grand Trunk)		99.72	71.72	99.72	71.72	96.92	69.70	96.92	69.70	84.71	60.99	71.78	51.75	54.11	39.12	83.40	60.06	89.13	64.16		
Detroit, Mich. (via NYC)		101.74	72.24	101.74	72.24	98.93	70.22	98.93	70.22	86.74	61.52	73.79	52.28	56.13	39.65	85.43	60.59	91.16	64.68		
Evansville, Ind. (via Chicago)		87.32	62.87	87.32	62.87	91.71	65.65	92.68	66.35	80.48	57.62	62.84	45.39	43.85	31.82	74.48	53.73	80.21	57.78		
Evansville, Ind. (via St. Louis)		84.26	60.23	86.01	61.57	91.71	65.65	92.68	66.35	80.48	57.62	61.53	44.09	42.54	30.51	73.16	52.43	78.90	56.48		
Greensboro, N. C. *		105.46	75.33	113.73	81.28	121.21	86.58	121.57	86.82	110.00	78.94	90.96	64.98	72.05	51.65	102.68	73.04	103.23	73.72		
Hartford, Conn.		134.08	93.89	138.03	95.56	135.22	93.54	135.22	93.54	123.03	84.84	110.08	75.60	92.42	62.98	121.72	83.92	127.45	88.00		
Indianapolis, Ind. (via NYC or Penna.)		92.71	66.06	92.71	66.06	93.26	66.31	93.26	66.31	81.07	57.61	68.12	48.37	49.23	35.90	79.76	56.82	85.49	60.77		
Indianapolis, Ind. (via MONON)		90.94	65.57	90.94	65.57	91.95	65.97	91.95	65.97	79.76	57.27	66.47	48.03	47.47	34.52	78.10	56.34	83.83	60.43		
Jackson, Miss. (via Chicago)		94.23	67.47	97.86	69.95	96.33	68.95	101.40	72.67	90.49	64.68	76.63	54.78	58.95	42.18	81.62	61.28	92.04	65.91		
Jackson, Miss. (via St. Louis)		78.62	56.18	85.56	61.12	96.33	68.95	101.40	72.67	90.49	64.68	65.14	46.82	47.88	34.45	80.29	57.62	76.44	54.61		
Jacksonville, Fla. *		99.83	71.36	101.36	76.73	120.36	86.02	122.99	87.90	110.78	79.18	90.12	64.42	71.46	51.09	103.45	73.98	97.59	69.74		
Kansas City, Mo.		67.86	48.48	67.86	48.48	76.16	54.48	76.16	54.48	63.96	45.75	45.67	32.63	24.65	17.62	57.33	40.98	62.10	44.42		
Knoxville, Tenn. (via Chicago)		94.23	67.47	100.05	71.53	107.47	76.78	108.36	77.65	96.26	69.14	77.23	55.18	58.31	41.85	88.94	63.95	92.04	65.91		
Knoxville, Tenn. (via St. Louis)		92.60	66.15	100.05	71.53	107.47	76.78	108.36	77.65	96.26	69.14	77.23	55.18	58.31	41.85	88.94	63.95	90.35	64.54		
Louisville, Ky. (via MONON and Chicago)		90.94	66.57	92.95	66.77	97.82	70.55	97.82	70.55	85.82	61.83	68.47	49.30	49.47	35.71	80.09	57.62	85.83	61.70		
Louisville, Ky. (via St. Louis)		89.10	63.69	92.95	66.77	97.82	70.55	97.82	70.55	85.82	61.83	68.47	49.30	49.47	35.71	80.09	57.62	85.83	61.70		
Memphis, Tenn. (via Chicago)		91.79	65.56	91.79	65.56	91.91	65.66	91.91	65.66	82.32	58.82	68.45	48.92	50.78	36.32	77.55	55.45	85.82	61.32		
Memphis, Tenn. (via St. Louis)		78.62	56.18	82.02	58.59	91.91	65.66	94.53	67.53	82.32	58.82	61.67	44.06	43.01	30.72	74.99	53.61	76.44	54.61		
Memphis, Tenn. (via Kansas City)		74.45	53.20	82.02	58.59	91.91	65.66	94.53	67.53	82.32	58.82	61.67	44.06	43.01	30.72	74.99	53.61	71.78	51.27		
Miami, Fla. *		113.84	81.35	121.37	86.73	134.42	96.01	137.05	97.95	124.83	89.18	104.17	74.42	65.52	48.09	117.51	83.98	111.59	79.75		
Milwaukee, Wis.		87.50	62.87	87.50	62.87	82.75	59.10	82.75	59.10	70.56	50.40	59.80	42.74	40.71	30.02	70.02	49.77	77.77	55.14		
Minneapolis, Minn.		81.13	57.97	81.13	57.97	73.70	52.66	73.70	52.66	63.01	45.00	53.40	38.15	34.34	24.54	63.65	45.50	70.77	50.55		
Montgomery, Ala. (via Chicago)		94.23	67.47	97.86	69.95	104.83	74.90	107.46	76.77	95.26	68.06	75.03	53.30	55.94	39.96	87.93	62.85	92.04	65.70		
Montgomery, Ala. (via St. Louis)		84.26	60.23	91.79	65.61	104.83	74.90	107.46	76.77	95.26	68.06	74.59	53.30	55.94	39.96	87.93	62.85	82.02	58.82		
Nashville, Tenn. (via Chicago)		94.23	67.47	94.24	68.06	98.77	70.92	99.75	71.62	87.55	62.91	68.60	49.39	49.60	35.81	80.23	57.72	85.96	61.78		
Nashville, Tenn. (via St. Louis)		84.26	60.23	91.79	65.61	98.77	70.92	99.75	71.62	87.55	62.91	68.60	49.39	49.60	35.81	80.23	57.72	82.02	58.82		
New Haven, Conn.		132.21	93.69	138.03	95.56	135.22	93.54	135.22	93.54	123.03	84.84	110.08	75.60	92.42	62.98	121.72	83.92	127.45	88.00		
New Orleans, La. (via Chicago)		94.23	67.47	97.86	69.95	99.71	71.37	104.98	74.99	95.01	67.87	83.70	59.79	64.33	47.19	92.74	66.24	92.04	65.91		
New Orleans, La. (via St. Louis)		78.62	56.18	85.56	61.12	99.91	71.37	104.98	74.99	95.01	67.87	68.73	49.10	51.46	37.08	83.87	60.24	77.98	55.70		
New York, N. Y. (via NYC or Penna.)		128.40	91.77	137.08	96.67	134.27	94.65	134.27	94.65	122.08	85.95	109.13	76.71	91.47	64.08	120.77	85.02	125.05	89.11		
New York, N. Y. (via Differential)		122.18	87.11	127.89	92.22	125.63	90.76	125.63	90.76	113.43	82.05	100.50	72.81	82.83	60.19	112.13					

# ROUND TRIP RAIL FARES — SIX MONTHS LIMIT

(Federal Transportation Tax of 10% not included)

These Westbound fares are compiled from current Tariffs as of September 1, 1958 for information only. Not to be used for selling purposes. Subject to change without notice.

FROM	TO	Los Angeles, Calif.		San Francisco, Calif.		Portland, Ore.; Tacoma, Wash.; Seattle, Wash.		Spokane, Walla Walla, Wn.; Lewiston, Ida.		Salt Lake City, Utah		Cedar City, Utah		West Yellowstone Mont.; Victor, Ida.		Sun Valley, Ida. Ketchum, Ida.		Denver, Colo.	
		FIRST	COACH	FIRST	COACH	FIRST	COACH	FIRST	COACH	FIRST	COACH	FIRST	COACH	FIRST	COACH	FIRST	COACH	FIRST	COACH
Aberdeen, S. D.		\$126.00	\$ 92.75	\$126.00	\$ 92.75	\$103.05	\$75.15	\$86.45	\$65.55	\$ 97.55	\$ 69.70	\$116.70	\$ 83.30	\$ 99.40	\$ 71.10	\$101.95	\$ 76.15	\$ 63.15	\$ 45.15
Akron, Ohio		173.80	124.00	173.80	124.00	161.15	115.05	141.35	105.55	138.05	98.70	152.45	109.15	133.20	95.25	141.35	105.55	106.30	76.00
Albany, N. Y.		228.05	154.15	228.05	154.15	215.40	145.20	195.60	135.70	192.30	128.85	206.70	138.90	187.45	125.40	195.60	135.70	160.55	106.15
Atlanta, Ga. (via Chicago)		161.00	120.30	161.00	120.30	164.80	119.25	151.40	109.65	131.90	101.10	160.55	114.80	149.20	106.70	150.40	109.65	107.75	77.10
Atlanta, Ga. (via St. Louis)		161.00	120.30	161.00	120.30	164.80	119.25	151.40	109.65	131.90	101.10	160.55	114.80	149.20	106.70	150.40	109.65	107.75	77.10
Atlanta, Ga. (via Kansas City)		161.00	120.30	161.00	120.30	164.80	119.25	151.40	109.65	131.90	101.10	160.55	114.80	149.20	106.70	150.40	109.65	107.75	77.10
Baltimore, Md. (via B & O)		211.76	148.00	211.76	148.00	199.10	139.05	179.30	129.55	176.00	122.70	190.40	132.95	171.15	119.25	179.30	129.55	144.25	99.95
Baltimore, Md. (via PennaRR)		222.05	150.45	222.05	150.45	209.40	141.50	189.60	132.00	186.30	125.15	200.70	135.40	181.45	121.70	189.60	132.00	154.55	102.40
Binghamton, N. Y.		208.45	145.75	208.45	145.75	195.80	136.80	176.05	127.30	165.05	120.45	194.25	132.45	175.05	118.75	176.05	132.30	148.10	97.75
Birmingham, Ala. (via Chicago)		148.25	111.20	148.25	111.20	152.05	110.15	138.65	100.55	119.15	92.00	147.85	105.70	136.50	97.55	137.65	100.55	95.05	67.95
Birmingham, Ala. (via St. Louis)		148.25	111.20	148.25	111.20	152.05	110.15	138.65	100.55	119.15	92.00	147.85	105.70	136.50	97.55	137.65	100.55	95.05	67.95
Birmingham, Ala. (via Kansas City)		148.25	111.20	148.25	111.20	152.05	110.15	138.65	100.55	119.15	92.00	147.85	105.70	136.50	97.55	137.65	100.55	95.05	67.95
Boston, Mass. (via Albany)		250.93	169.99	250.93	169.99	238.28	161.04	218.48	151.54	215.18	144.69	229.58	154.94	210.33	141.24	218.48	151.54	183.43	119.34
Buffalo, N. Y. (via NYC)		196.25	134.55	196.25	134.55	183.60	125.60	163.80	116.10	160.50	109.25	174.90	119.50	155.65	105.80	163.80	116.10	128.75	86.60
Buffalo, N. Y. (via Nickel Plate)		186.15	130.40	186.15	130.40	173.50	121.45	153.70	111.95	150.40	105.10	164.80	115.35	145.55	101.65	153.70	111.95	118.65	82.00
Canton, Ohio		180.30	126.05	180.30	126.05	167.65	117.10	147.85	107.60	144.55	100.75	158.95	111.00	139.70	97.30	147.85	107.60	112.80	77.90
Charleston, W. Va.		174.40	130.60	174.40	130.60	171.05	121.40	154.20	111.80	141.00	105.30	165.30	116.35	146.05	102.60	154.20	111.80	111.00	80.90
Charlotte, N. C. (via Chicago)		180.90	134.45	180.90	134.45	182.65	130.80	163.25	121.20	151.80	114.45	179.30	128.10	164.90	118.55	169.25	121.20	120.70	90.50
Charlotte, N. C. (via St. Louis)		180.90	134.45	180.90	134.45	182.65	130.80	163.25	121.20	151.80	114.45	179.30	128.10	164.90	118.55	169.25	121.20	120.70	90.50
Chattanooga, Tenn. (via Chicago)		156.05	115.75	156.05	115.75	157.50	112.85	144.10	103.25	126.90	96.55	154.30	110.20	139.90	100.70	143.80	103.25	101.05	72.55
Chattanooga, Tenn. (via St. Louis)		156.05	115.75	156.05	115.75	157.50	112.85	144.10	103.25	126.90	96.55	154.30	110.20	139.90	100.70	143.80	103.25	101.05	72.55
Chicago, Ill.		139.45	99.40	139.45	99.40	126.80	90.45	107.00	80.95	103.70	74.10	118.10	84.35	98.85	70.65	107.00	80.95	71.95	51.40
Cincinnati, Ohio (via NYC or Penna)		165.55	118.70	165.55	118.70	158.70	111.40	140.15	101.80	136.70	95.80	151.25	106.65	132.00	92.95	140.15	101.80	101.70	70.85
Cleveland, Ohio (via B & O)		173.80	124.00	173.80	124.00	161.15	115.05	141.35	105.55	138.05	98.70	152.45	108.95	133.20	95.25	141.35	105.55	106.30	76.00
Cleveland, Ohio (via NYC)		177.45	124.55	177.45	124.55	164.80	115.60	145.00	106.10	141.70	99.25	156.10	109.50	136.85	95.80	145.00	106.10	109.95	76.55
Cleveland, Ohio (via Nickel Plate)		170.75	121.70	170.75	121.70	158.10	112.75	138.30	103.25	135.00	96.40	149.40	108.65	130.15	92.95	138.30	103.25	103.25	73.30
Columbus, Ohio (via NYC or Penna)		174.70	122.90	174.70	122.90	162.05	113.95	142.25	104.45	138.95	97.60	153.35	107.85	134.10	94.15	142.25	104.45	107.20	75.15
Columbia, S. C. (via Chicago)		179.25	134.25	179.25	134.25	183.90	131.90	170.80	122.30	151.40	115.05	179.25	128.75	166.35	119.65	169.90	122.30	120.30	91.10
Columbia, S. C. (via St. Louis)		179.25	134.25	179.25	134.25	183.90	131.90	170.80	122.30	151.40	115.05	179.25	128.75	166.35	119.65	169.90	122.30	120.30	91.10
Dallas, Tex. (via Kansas City)		121.55	87.50	121.55	87.50	*126.60	* 90.25	119.80	89.30	90.80	64.90	110.00	78.55	111.15	79.50	112.40	80.35	58.00	41.50
Dallas, Tex. (via Denver)		101.95	75.80	116.95	83.35	*126.60	* 90.25	119.80	89.30	90.80	64.90	103.60	77.45	111.15	79.50	112.40	80.35		
Davenport, Iowa		132.55	96.75	132.55	96.75	121.35	87.90	106.40	78.30	91.70	65.55	110.75	79.10	91.50	65.40	106.40	77.70	59.30	42.85
Dayton, Ohio (via B & O)		165.85	118.95	165.85	118.95	153.20	110.00	133.40	100.60	130.10	83.65	144.50	103.90	125.25	90.20	133.40	100.60	97.95	70.30
Dayton, Ohio (via NYC or PennaRR)		169.60	119.95	169.60	119.95	156.95	111.00	137.15	101.50	133.85	94.65	*151.25	*106.65	*132.00	*92.95	*137.15	*101.50	*102.10	*71.60
Decatur, Ill. (via Chicago)		139.45	99.40	139.45	99.40	126.80	90.45	107.00	80.95	107.00	80.95	126.35	90.60	107.60	76.90	107.00	80.95	83.75	59.80
Decatur, Ill. (via St. Louis)		139.45	99.40	139.45	99.40	126.80	90.45	107.00	80.95	103.70	74.10	118.10	84.35	102.15	73.00	107.00	80.95	71.75	51.40
Denver, Colo.		88.95	66.85	88.95	66.85	* 85.20	* 60.85	*78.95	56.40	41.00	29.30	60.20	42.95	56.23	40.20	58.10	41.55		
Des Moines, Iowa		123.10	90.00	123.10	90.00	112.80	81.50	99.40	72.00	79.55	56.80	98.75	70.50	82.60	59.10	96.50	69.00	47.75	34.15
Detroit, Mich. (via GT or Wab)		167.55	120.00	167.55	120.00	154.90	111.05	135.10	101.55	131.80	94.70	146.20	104.95	126.95	91.25	135.10	101.55	*104.05	*71.95
Detroit, Mich. (via C & O)		171.55	120.00	171.55	120.00	158.90	111.05	139.10	101.55	135.80	94.70	150.20	104.95	130.95	91.25	139.10	101.55	*104.05	*71.95
Detroit, Mich. (via NYC)		171.55	121.05	171.55	121.05	158.90	112.10	139.10	102.60	135.80	95.75	150.20	106.00	130.95	92.30	139.10	102.60	*104.05	*73.00
Duluth, Minn.		136.05	99.40	136.05	99.40	*114.30	* 82.80	* 98.30	* 72.25	106.55	76.15	122.35	87.40	* 88.18	* 63.03	108.80	80.30	72.25	51.65
Erie, Pa. (via Nickel Plate)		178.95	126.55	178.95	126.55	166.30	117.60	146.50	108.10	143.20	101.25	157.60	111.50	138.35	97.80	146.50	108.10	111.45	77.90
Erie, Pa. (via NYC)		187.40	129.80	187.40	129.80	174.75	120.85	154.95	111.35	151.65	104.50	166.05	114.75	146.80	101.05	154.95	111.35	119.90	81.80
Evansville, Ind. (via Chicago)		151.90	108.35	151.90	108.35	139.25	99.40	127.10	95.25	113.15	81.75	138.20	98.65	118.95	84.95	120.15	85.20	78.95	57.30
Evansville, Ind. (via St. Louis)		145.30	104.10	145.30	104.10	133.65	95.50	120.15	85.90	110.80	79.40	130.05	93.10	115.50	82.75	114.40	81.85	76.60	54.95
Flint, Mich.		168.25	119.20	168.25	119.20	153.60	110.25	133.80	100.75	130.50	93.90	144.90	104.15	123.65	90.45	133.80	100.75	98.75	71.20
Fort Wayne, Ind. (via Nickel Plate)		154.17	110.56	154.17	110.56	141.52	101.12	121.72	92.11	118.42	85.26	132.82	95.61	113.57	81.87	121.72	92.11	86.67	62.55
Fort Wayne, Ind. (via PennaRR)		156.27	111.12	156.27	111.12	143.62	101.67	123.82	92.67	120.52	85.82	134.92	96.07	115.67	82.37	123.82	92.67	88.77	63.11
Grand Rapids, Mich.		160.47	113.14	160.47	113.14	147.82	104.19	128.02	94.69	124.72	87.84	139.12	98.09	119.87	84.39	128.02	94.69	92.97	

FROM	TO	Los Angeles, San Diego, Calif.		San Francisco, Calif.		Portland, Ore.; Tacoma, Seattle, Wash.		Spokane, Walla Walla, Wn.; Lewiston, Ida.		Salt Lake City, Utah		Cedar City, Utah		West Yellowstone Mont.; Victor, Ida.		Sun Valley, Ida. Ketchum, Ida.		Denver, Colo.	
		CLASS	FIRST	COACH	FIRST	COACH	FIRST	COACH	FIRST	COACH	FIRST	COACH	FIRST	COACH	FIRST	COACH	FIRST	COACH	FIRST
Louisville, Ky. (via Chicago)		\$160.13	\$113.82	\$160.13	\$113.82	\$149.80	\$107.45	\$136.30	\$97.85	\$127.80	\$91.85	\$146.20	\$103.65	\$131.65	\$83.30	\$136.30	\$97.85	\$92.80	\$66.90
Louisville, Ky. (via St. Louis)		160.13	113.82	160.13	113.82	149.80	107.45	136.30	97.85	127.80	91.85	146.20	103.65	131.65	83.30	136.30	97.85	92.80	66.90
Madison, Wisc. (via Chicago)		139.45	99.40	139.45	99.40	126.80	90.45	107.00	80.95	107.00	76.95	142.50	102.45	127.95	92.10	136.30	97.85	84.40	64.35
Marion, Iowa (via Omaha)		130.00	94.80	130.00	94.80	116.15	84.40	102.65	74.95	90.15	64.45	105.50	75.35	88.25	70.65	107.00	80.95	72.75	52.05
Memphis, Tenn. (via Chicago)		143.75	103.95	143.75	103.95	136.65	97.50	123.15	87.90	123.15	88.10	143.75	101.75	118.85	84.90	123.15	87.90	91.45	65.40
Memphis, Tenn. (via St. Louis)		131.95	98.55	131.95	98.55	136.65	97.50	123.15	87.90	111.05	79.35	130.20	93.00	118.85	84.90	123.15	87.90	77.45	55.30
Memphis, Tenn. (via Kansas City)		131.95	98.55	131.95	98.55	136.65	97.50	123.15	87.90	111.05	79.35	130.20	93.00	118.85	84.90	123.15	87.90	77.45	55.30
Miami, Fla.		201.60	149.35	201.60	149.35	211.60	152.30	198.15	142.70	177.80	134.15	201.60	147.80	197.20	141.00	196.30	142.70	153.95	110.00
Milwaukee, Wisc.		139.45	99.40	139.45	99.40	126.80	90.45	107.00	80.95	107.00	76.95	142.50	102.45	127.95	92.10	136.30	97.85	84.40	64.35
Minneapolis, Minn.		136.05	99.40	136.05	99.40	109.60	78.70	99.40	72.00	96.15	68.70	112.65	80.50	81.95	58.58	99.40	72.00	61.85	44.20
Montgomery, Ala. (via Chicago)		148.25	111.20	148.25	111.20	158.25	114.15	144.80	104.55	124.45	96.00	148.25	109.70	144.00	102.95	142.95	104.55	100.75	71.95
Montgomery, Ala. (via St. Louis)		148.25	111.20	148.25	111.20	158.25	114.15	144.80	104.55	124.45	96.00	148.25	109.70	144.00	102.95	142.95	104.55	100.75	71.95
Montreal, Quebec		212.35	156.85	212.35	156.85	190.60	140.65	179.90	138.40	176.60	131.55	186.90	140.10	167.65	126.40	179.90	138.40	140.75	107.15
Nashville, Tenn. (via Chicago)		148.25	111.20	148.25	111.20	146.35	105.10	131.95	95.50	116.30	89.00	142.75	102.65	128.20	92.30	131.95	95.50	89.30	64.50
Nashville, Tenn. (via St. Louis)		148.25	111.20	148.25	111.20	146.35	105.10	131.95	95.50	116.30	89.00	142.75	102.65	128.20	92.30	131.95	95.50	89.30	64.50
New Haven, Conn.		239.79	162.19	239.79	162.19	227.14	153.24	207.34	143.74	204.04	136.89	223.67	150.51	204.42	136.81	207.34	143.74	172.29	111.54
New Orleans, La. (via Chicago)		143.75	103.95	143.75	103.95	154.00	109.70	140.55	100.25	145.00	100.25	143.75	103.95	140.55	100.25	140.55	100.25	115.80	84.95
New Orleans, La. (via St. Louis)		131.95	98.55	131.95	98.55	154.00	109.70	140.55	100.25	123.75	88.40	131.95	98.55	140.55	100.25	140.55	100.25	92.85	66.75
New York, N. Y. (via NYC or PennaRR)		237.40	159.90	237.40	159.90	224.75	150.95	204.95	141.45	201.65	134.60	216.95	144.85	196.80	131.15	204.95	141.45	163.90	111.90
New York, N. Y. (via Differential)		220.95	153.25	220.95	153.25	208.30	144.30	188.50	134.80	185.20	127.95	212.25	144.85	193.00	131.15	188.50	134.80	153.45	105.25
Newark, N. J.		236.45	159.20	236.45	159.20	223.80	150.25	204.00	140.75	200.70	133.90	215.10	144.15	195.85	130.45	204.00	140.75	168.95	111.20
Norfolk, Va.		206.75	152.95	206.75	152.95	205.85	144.40	187.15	134.90	175.25	128.10	198.30	138.35	149.05	124.60	187.15	134.90	144.15	105.35
Oklahoma City, Okla. (via Kansas City)		121.55	87.50	121.55	87.50	118.90	85.90	105.40	76.45	90.80	64.90	110.00	78.60	101.95	72.90	105.40	76.45	58.00	41.50
Oklahoma City, Okla. (via Denver)		103.80	77.25	113.95	82.90	118.90	85.90	105.40	76.45	83.25	59.45	102.45	73.10	97.45	69.75	105.40	76.45	58.00	41.50
Omaha, Neb.		113.95	83.40	113.95	83.40	108.35	75.85	92.85	66.35	71.70	51.25	93.90	64.90	74.15	53.05	86.15	61.60	37.35	26.70
Oshkosh, Wisc. (via Chicago)		139.45	99.40	139.45	99.40	126.80	90.45	107.00	80.95	107.00	79.95	120.90	86.30	101.65	72.60	107.00	80.95	77.50	55.40
Peoria, Ill.		136.65	98.35	136.65	98.35	125.40	89.50	107.00	79.85	96.35	68.80	115.55	82.50	98.00	70.00	107.00	79.85	64.55	46.15
Perry, Iowa (via Omaha)		122.15	89.50	122.15	89.50	110.60	78.90	97.10	69.40	79.55	56.80	98.75	70.50	82.60	59.10	95.20	68.10	46.40	33.25
Philadelphia, Pa. (via PennaRR)		227.65	153.95	227.65	153.95	215.00	145.00	195.20	135.50	191.90	128.65	206.30	138.90	187.05	125.20	195.20	135.50	160.15	105.95
Pittsburgh, Pa. (via B & O)		184.15	129.75	184.15	129.75	171.50	120.80	151.70	111.30	149.40	104.45	162.80	114.70	143.55	101.00	151.70	111.30	116.65	81.70
Pittsburgh, Pa. (via PennaRR)		190.50	131.30	190.50	131.30	177.85	122.35	158.05	112.85	154.75	106.00	169.15	116.25	149.90	102.55	158.05	112.85	123.00	83.25
Portland, Me. (via Boston, Mass. and Albany, N. Y.)		263.81	178.37	263.81	178.37	251.16	169.42	231.36	159.92	228.06	153.07	242.46	163.32	223.21	149.62	231.36	159.92	196.31	127.72
Richmond, Va.		201.65	148.00	201.65	148.00	200.50	142.75	186.55	133.15	169.90	128.65	197.65	137.90	178.40	124.15	196.55	133.15	130.30	102.30
Rochester, Minn.		132.90	98.05	132.90	98.05	112.80	81.50	99.40	72.00	90.10	64.35	108.85	77.85	89.60	64.15	99.40	72.00	58.30	47.70
Rochester, N. Y.		203.40	138.95	203.40	138.95	190.75	130.00	170.95	120.50	167.65	113.65	174.05	122.00	154.80	108.30	170.95	120.50	135.90	90.95
Rockford, Ill. (via Omaha)		139.45	99.40	139.45	99.40	123.55	89.95	104.60	80.30	101.25	72.35	114.75	81.95	95.50	68.25	104.60	80.30	66.90	47.85
Rockford, Ill. (via Chicago)		139.45	99.40	139.45	99.40	126.80	90.45	107.00	80.95	106.35	76.00	118.10	84.35	98.85	70.65	107.00	80.95	71.95	51.45
Rock Island, Ill. (via Omaha)		132.55	96.75	132.55	96.75	121.05	87.95	106.40	78.40	91.80	65.60	110.85	79.15	91.60	65.45	106.40	77.80	60.00	42.90
St. Joseph, Mo. (via Omaha)		113.95	83.40	113.95	83.40	106.35	75.85	92.85	66.35	82.25	58.75	95.45	68.85	81.25	58.05	92.85	66.35	42.65	30.50
St. Joseph, Mo. (via Kansas City)		113.95	83.40	113.95	83.40	106.35	75.85	92.85	66.35	82.25	58.75	95.45	68.85	81.25	58.05	92.85	66.35	44.40	31.75
St. Louis, Mo.		131.95	94.35	131.95	94.35	120.30	85.80	106.80	76.20	98.30	70.20	116.70	83.35	102.15	73.00	106.80	76.20	63.30	45.25
St. Paul, Minn.		136.05	99.40	136.05	99.40	109.60	78.70	99.40	72.00	96.15	68.70	111.90	79.95	81.98	58.61	99.40	72.00	61.85	44.20
Salt Lake City, Utah		54.15	38.70	59.55	42.60	61.50	43.95	55.05	39.40	60.00	45.15	19.25	13.70	22.90	16.35	24.20	17.30	41.00	29.30
San Antonio, Tex. (via Kansas City)		121.55	87.50	121.55	87.50	132.65	94.55	132.65	94.55	108.00	77.15	121.55	87.50	128.35	91.75	129.60	92.65	75.20	53.75
San Antonio, Tex. (via Denver)		99.90	75.80	116.95	83.50	132.65	94.55	132.65	94.55	108.00	77.15	101.55	77.45	128.35	91.75	129.60	92.65	75.20	53.75
Savannah, Ill. (via Omaha)		136.10	98.40	136.10	98.40	119.95	87.90	103.40	78.30	94.50	67.55	110.45	78.85	91.20	65.15	103.40	78.30	62.35	44.55
Savannah, Ga. (via Chicago)		179.30	133.30	179.30	133.30	184.15	132.60	170.70	123.00	150.35	114.45	179.30	128.20	164.40	121.75	168.85	123.00	119.25	90.50
Savannah, Ga. (via St. Louis)		179.30	133.30	179.30	133.30	184.15	132.60	170.70	123.00	150.35	114.45	179.30	128.20	164.40	121.75	168.85	123.00	119.25	90.50
Scranton, Pa. (via Standard)		214.05	149.55	214.05	149.55	201.45	140.60	181.65	131.10	170.70	124.30	199.95	136.20	180.70	122.50	181.65	131.10	153.80	101.55
Scranton, Pa. (via Differential)		211.00	146.75	211.00	146.75	198.35	137.80	178.55	128.30	166.50	121.45	189.70	131.75	170.45	118.05	178.55	128.30	143.55	95.75
Sioux City, Iowa		120.25	88.25	120.25	88.25	106.35	75.85	92.85	66.35	79.05	56.55	98.20	70.10	80.90	57.90	92.85	66.35	44.70	31.95
Sioux Falls, S. D.		126.00	92.75																

# PULLMAN SLEEPING CAR RATES

(Federal Transportation Tax of 10% not included)

These fares compiled from current Tariffs as of Sept. 1, 1958 for information only. Not to be used for selling purposes. Subject to change without notice. See Page 49 for Rates for Upper Berths, Drawing Rooms, Compartments, Bedrooms, Roomettes, etc. Based on Applicable Lower Berth.

Salt Lake City	Denver	St. Louis	Kansas City	Co. Bluffs Omaha	Chicago	BETWEEN					
Lower Standard Berth	Lower Standard Berth	Lower Standard Berth	Lower Standard Berth	Lower Standard Berth	Lower Standard Berth	Los Angeles	San Francisco	Las Vegas	Portland	Seattle Tacoma	Butte
\$ 5.80	\$12.25	\$20.15	\$16.70	\$15.90	\$20.15	Boise, Ida. \$14.50	\$*16.00	\$10.70	\$ 7.05	\$ 9.20	\$ 7.05
26.00	21.90	13.25	15.90	15.90	11.45	Boston, Mass. 34.05	34.05	*32.70	33.20	33.20	25.25
6.30	11.75	16.70	14.05	13.25	17.00	Butte, Mont. 14.70	14.70	*12.60	9.95	P9.95	
5.80	11.75	20.15	17.35	16.20	20.55	Cedar City, Utah 7.90	G*13.70	5.80	*17.25	*A19.05	*12.10
7.55	12.25	12.25	9.50	7.55	12.25	Cheyenne, Wyo. 16.70	16.70	12.55	16.70	16.70	9.95
16.70	12.25	5.80	6.30	6.70	6.70	Chicago, Ill. 24.20	24.20	21.25	24.20	24.20	17.00
8.70	11.45	11.45	7.55	7.55	12.25	Denver, Colo. 17.70	17.70	13.75	17.00	17.00	11.75
5.80	11.45	16.70	14.05	13.25	16.70	Idaho Falls, Ida. 13.75	13.75	*12.10	11.75	11.75	5.80
14.05	7.55	5.80	5.80	5.80	6.30	Kansas City, Mo. 20.80	20.80	18.85	20.80	20.80	14.05
5.80	11.00	19.10	15.50	14.70	19.10	Ketchum (Sun Valley), Ida. 14.05	14.05	10.20	8.70	M11.00	5.90
6.30	13.75	21.25	18.85	17.70	21.25	Las Vegas, Nev. 5.80	G*11.60		*17.75	*19.55	11.45
10.20	15.90	*24.25	18.45	17.70	21.25	Lewiston, Ida. *20.40	H*15.30	*16.50	5.80		
10.20	17.70	23.15	20.80	20.80	24.20	Los Angeles, Cal. 5.80		5.80	L13.75	E15.50	14.70
5.80	11.75	20.15	17.00	16.20	20.15	Lund, Utah 7.55	G*13.35	5.80	*17.25	*19.05	9.95
14.70	10.20		5.80	5.80	5.80	Marion, Iowa 22.50	22.50	19.85	22.50	22.50	17.00
25.00	20.80	12.25	14.70	14.70	10.20	New York, N. Y. 33.20	33.20	31.45	33.20	33.20	25.25
13.25	7.55	5.80	5.80	5.80	6.70	Ogden, Utah 10.20	10.20	6.70	11.00	K13.25	5.80
8.70	14.05	20.15	18.45	17.70	20.80	Omaha-Council Bluffs, Iowa 20.80	20.80	17.70	20.80	20.80	13.25
13.75	8.70		5.80	5.80	5.80	Pendleton, Ore. A17.35	H*15.30	13.75	5.80	N6.30	7.90
						Perry, Iowa 21.90	21.90	18.45	21.90	21.90	16.20
24.20	20.15	11.45	14.05	14.05	9.50	Philadelphia, Pa. 32.15	32.15	30.75	32.15	32.15	24.50
5.80	9.20	16.70	14.05	13.25	16.70	Pocatello, Ida. 11.75	13.75	7.90	9.50	11.45	5.80
11.45	17.00	*23.15	20.80	20.80	24.20	Portland, Ore. L13.75	L9.50	A*17.75		5.80	9.95
7.55	14.70	22.20	19.85	18.45	22.20	Reno, Nev. 13.75			L9.20	F11.00	12.25
9.50	16.70	23.15	20.80	20.80	24.20	Sacramento, Cal. 13.75					14.05
10.20	8.70	16.70	14.05	13.25	16.70	Salt Lake City, Utah 10.20	10.20	6.30	11.45	13.25	6.30
15.90	11.45	23.15	20.80	20.80	24.20	San Francisco, Cal. 23.15		G*11.60	L9.50	C11.45	17.00
13.25	17.00	*23.15	20.80	20.80	24.20	Savanna, Ill. 23.15	23.15	20.55	23.15	23.15	14.70
5.80	10.20	18.45	14.70	14.05	18.45	Seattle, Wash. H15.50	H11.45	A*19.55	5.80	P9.95	5.80
						Shoshone, Ida. 13.25	14.05	9.50	8.70	B10.20	5.80
11.45	15.90	20.15	18.45	17.70	20.80	Spokane, Wash. A18.10	H14.05	16.20	5.80	P5.80	P5.80
*16.70	11.45	19.10	15.50	14.70	19.10	St. Louis, Mo. *23.15	*23.15	*21.25	*23.15	*23.15	*16.70
5.80	11.00	19.10	15.50	14.70	19.10	Sun Valley (Ketchum), Ida. 14.05	14.05	10.20	8.70	M11.00	5.90
13.25	17.00	*23.15	20.80	20.80	24.20	Tacoma, Wash. H14.70	H11.00	A*19.55	5.80		P9.95
5.80	11.45	16.70	14.05	13.25	16.70	Victor, Ida. 13.75	13.75	*12.10	11.75	11.75	5.80
24.20	19.10	10.20	13.25	14.05	9.50	Washington, D. C. 31.40	31.40	*30.75	32.15	32.15	24.50
5.80	11.45	16.70	14.05	13.25	16.70	West Yellowstone, Mont. 13.75	13.75	*12.10	11.75	11.75	5.80

Lower Standard Pullman Berth Rate between Pocatello, Idaho and West Yellowstone, Montana, \$5.80

Lower Standard Berth Rate to Los Angeles or Las Vegas from points shown; quoted via Pocatello, Idaho and Salt Lake City, Utah.

BETWEEN	
Ayer, Wash. and Los Angeles	\$18.10
Cheney, Wash. and Los Angeles	18.10
La Grande, Ore. and Los Angeles	16.70
Marengo, Wash. and Los Angeles	18.10
Hinkle, Ore. and Los Angeles	17.35
Wallula, Wash. and Los Angeles	17.35
BETWEEN	
Ayer, Wash. and Las Vegas, Nev.	\$15.25
Cheney, Wash. and Las Vegas, Nev.	15.90
La Grande, Ore. and Las Vegas, Nev.	12.95
Marengo, Wash. and Las Vegas, Nev.	15.50
Hinkle, Ore. and Las Vegas, Nev.	14.05
Wallula, Wash. and Las Vegas, Nev.	14.50

\* Made combination of fares.

- (A) Via Salt Lake City and Pocatello.
- (B) From Tacoma, lower standard berth, \$9.95.
- (C) Via Southern Pacific Company and Portland. From Tacoma lower standard berth, \$11.00.
- (E) Via Southern Pacific Company and Portland. From Tacoma, lower standard berth, \$14.70.
- (F) Via Southern Pacific Company and Portland. From Tacoma, lower standard berth, \$10.20.
- (G) Via Los Angeles. (H) Via Southern Pacific Company and Portland.
- (K) From Tacoma, lower standard berth, \$12.55
- (L) Via Southern Pacific Company.
- (M) From Tacoma, lower standard berth, \$10.20.
- (N) From Tacoma, lower standard berth, \$5.80.
- (P) Via Direct Lines. (Q) From Tacoma, lower standard berth \$8.70.
- Berth rates to and from Cheyenne, Denver and west apply via Omaha or via Kansas City.

⊗ Rates effective and service available during Parks Summer Season ONLY.

Bedroom Rates: Bedrooms are available on most Union Pacific trains. See equipment pages 8 to 23 inclusive. A Double bedroom contains one lower and one upper berth.

EXCLUSIVE SPACE OCCUPANCY BY ONE PERSON: One and one-fourth rail tickets required for exclusive use of drawing-room; two adult rail tickets required for two bedrooms en suite or one bedroom and one compartment en suite. EXCEPTIONS: Between Chicago, Ill., and Pendleton, Ore., and points north or west thereof, or between Chicago, Ill., and Butte or West Yellowstone, Mont., or Victor, Ida., only one and one-fourth rail tickets required for two bedrooms en suite, or a bedroom and compartment en suite. Pullman space charges additional.

# Table of Rates for Various Accommodations in Standard Pullman Sleeping Cars Effective Sept. 1, 1958

(Federal Transportation Tax of 10% not included)

Where Lower Berth Rate is	Upper Berth Rate is	Roomette for one Person is	Duplex Single Room for one Person is	Bed Room for one Person is	Bed Room for two or more Persons is	Bed R'm Suite for two or more Persons is	Com-partm't for one Person is	Com-partm't for two or more Persons is	Drawing Room for one Person is	Drawing Room for two or more Persons is
\$5.80	\$4.40	\$8.10	\$9.20	\$10.90	\$12.75	\$21.85	\$11.55	\$13.85	\$15.90	\$19.35
5.90	4.50	8.25	9.35	11.20	12.95	22.35	11.75	14.10	16.20	19.75
6.30	4.75	8.75	10.00	12.05	13.95	24.10	12.65	15.15	17.40	21.15
6.70	5.15	9.40	10.65	12.75	14.65	25.45	13.40	16.05	18.40	22.40
7.05	5.40	9.95	11.40	13.40	15.50	26.75	14.10	16.95	19.40	23.65
7.55	5.65	10.55	12.05	14.40	16.65	28.80	15.10	18.10	20.75	25.25
7.90	6.10	11.05	12.75	15.10	17.50	30.15	15.85	19.00	21.75	26.55
8.30	6.30	11.60	13.25	15.80	18.20	31.55	16.60	19.90	22.80	27.75
8.70	6.65	12.20	13.90	16.65	19.20	33.30	17.45	20.90	23.95	29.20
9.20	6.95	12.80	14.55	17.50	20.20	35.00	18.40	22.10	25.30	30.80
9.50	7.15	13.25	15.25	18.15	20.95	36.25	19.05	22.85	26.20	31.90
9.95	7.55	13.80	15.90	18.90	21.90	37.75	19.90	23.85	27.40	33.35
10.20	7.80	14.40	16.40	19.45	22.50	38.95	20.45	24.50	28.10	34.25
10.70	8.10	14.85	16.90	20.40	23.55	40.75	21.40	25.70	29.45	35.85
11.00	8.40	15.50	17.65	20.95	24.30	41.95	22.05	26.45	30.35	36.90
11.45	8.65	16.00	18.25	21.70	25.20	43.45	22.90	27.50	31.50	38.35
11.75	9.00	16.60	18.95	22.35	25.95	44.75	23.55	28.25	32.35	39.45
12.25	9.25	17.10	19.45	23.25	26.90	46.55	24.50	29.45	33.70	41.05
12.55	9.50	17.65	20.10	23.85	27.65	47.70	25.15	30.15	34.55	42.10
12.95	9.85	18.15	20.75	24.60	28.50	49.20	25.90	31.10	35.65	43.40
13.25	10.10	18.65	21.30	25.25	29.20	50.50	26.55	31.85	36.50	44.45
13.75	10.50	19.20	22.00	26.10	30.35	52.20	27.50	33.00	37.80	46.05
14.05	10.70	19.70	22.45	26.80	31.00	53.60	28.15	33.75	38.70	47.15
14.50	10.95	20.20	23.05	27.50	31.90	55.00	29.00	34.80	39.85	48.60
14.70	11.35	20.70	23.70	28.10	32.45	56.20	29.45	35.30	40.45	49.25
15.25	11.50	21.25	24.30	28.95	33.50	57.90	30.50	36.60	41.95	51.10
15.50	11.80	21.70	24.75	29.60	34.25	59.15	31.05	37.25	42.70	52.00
15.90	12.10	22.20	25.40	30.10	34.95	60.25	31.80	38.15	43.70	53.25
16.20	12.35	22.70	25.95	30.80	35.70	61.65	32.40	38.90	44.55	54.30
16.70	12.70	23.25	26.60	31.65	36.65	63.35	33.40	40.05	45.90	55.90
17.00	12.90	23.75	27.10	32.25	37.40	64.50	34.05	40.80	46.80	57.00
17.35	13.20	24.30	27.75	32.95	38.10	65.90	34.65	41.60	47.65	58.05
17.70	13.55	24.75	28.25	33.65	39.05	67.30	35.40	42.50	48.70	59.35
18.10	13.70	25.25	28.85	34.35	39.75	68.70	36.15	43.40	49.75	60.55
18.45	14.00	25.85	29.45	35.10	40.60	70.20	36.90	44.30	50.75	61.85
18.85	14.30	26.25	29.95	35.75	41.35	71.50	37.65	45.20	51.80	63.10
19.10	14.55	26.80	30.60	36.25	42.05	72.55	38.20	45.85	52.55	64.00
19.45	14.80	27.35	31.20	37.10	42.90	74.15	38.95	46.75	53.55	65.20
19.85	15.10	27.70	31.60	37.70	43.65	75.45	39.70	47.60	54.55	66.50
20.15	15.35	28.20	32.20	38.35	44.40	76.70	40.35	48.40	55.50	67.55
20.55	15.55	28.80	32.75	38.95	45.10	77.90	41.10	49.35	56.50	68.80
20.80	15.90	29.15	33.45							

# TRAFFIC REPRESENTATIVES . . . UNION PACIFIC RAILROAD

Here, for your convenience, is a list of Union Pacific office addresses, telephone numbers, and names of the men and women at each. If you want advice in connection with your travel plans, call the nearest

office. Someone there will gladly give you the information. These offices are at your service—for reservations, for convenient side trips, for help in changing trains or making connections.

**ABERDEEN, WASH.**—3 U. P. Station, K and River Sts.—*Phone Aberdeen 1018*  
S. A. FREDEEN..... General Traffic Agent

**ALHAMBRA, CALIF.**—City Tkt. Office, 51 S. Garfield Ave.—*Phone Atlantic 18763*  
M. F. LOGUE..... (or Phone Cumberland 32624)..... Ticket Agent

**ASTORIA, ORE.**—968 Commercial St.—*Phone Fairfax 6-6661*  
FLOYD C. FOSTER..... Traffic Agent

**ATLANTA 3, GA.**—705 Fulton Nat'l Bank Bldg., 55 Marietta St., N. W.—  
P. S. SMITH..... (Phone Jackson 4-6261)..... General Traffic Agent  
J. R. TURNER..... (Tampa)..... Traffic Agent

**BEND, ORE.**—1054 Bond St.—*Phone Evergreen 2-1901*  
C. W. REXROAD..... General Traffic Agent

**BEVERLY HILLS, CALIF.**—9571 Wilshire Blvd.—*Phone Crestview 1-7167*  
E. D. CHAMBERLAIN..... (or Phone Bradshaw 2-1633)..... Traffic Agent  
HAROLD FRIEDMAN..... City Ticket Agent

**BIRMINGHAM 3, ALA.**—701 Brown-Marx Building—*Phone Alpine 1-7163*  
JOHN D. GLOVER..... General Traffic Agent

**BOISE, IDAHO**—City Ticket Office, Idaho Bldg., 212 No. 8th St.—*Phone 3-6465*  
A. H. GENGE..... Traffic Manager  
D. F. ALVORD..... General Traffic Agent  
W. J. HYNES..... Special Representative  
C. S. SHARP..... City Passenger and Ticket Agent

**BOSTON 8, MASS.**—208 Old South Bldg., 294 Washington St.—  
M. W. COONERTY..... (Phone Hubbard 2-6380)..... General Traffic Agent

**BREMERTON, WASH.**—Consolidated Ticket Office, 228 First St.—*Phone Essex 3-1401*  
S. S. HARVEY..... Ticket Agent

**BUTTE, MONT.**—609 Metals Bank Bldg., 8 West Park Street—*Phone 22389*  
J. D. FORD..... General Traffic Agent

**CEDAR CITY, UTAH**—Union Pacific Station..... *Phone 95*  
F. R. GAINES..... Agent

**CHEYENNE, WYO.**—City Ticket Office, 120 W. 16th St.—*Phone 4-4421*  
C. E. ASTLER..... Special Representative  
F. H. GILROY..... General Traffic Agent  
W. A. BROWN..... City Passenger and Ticket Agent

**CHICAGO 3, ILL.**—11 South LaSalle Street at Madison—  
H. C. YERGER..... Traffic Manager  
W. V. LAYMAN..... (Phone Randolph 6-0141)..... Assistant Traffic Manager  
J. M. ADAMS..... General Freight Agent  
H. G. GRUPNER..... General Traffic Agent  
J. R. HENDERSON..... Foreign Freight Traffic Manager

**CHICAGO 3, ILL.**—City Ticket Office, One So. LaSalle Street—  
A. J. WHITE..... (Phone Randolph 6-0144)..... General Passenger Agent  
H. C. WELLS..... City Ticket Agent  
MISS MARION A. MCKINNEY..... Women's Travel Department

**CHICAGO 6, ILL.**—Room 366, Union Station—*Phone Randolph 6-0141*  
CARL H. MERTENS..... Manager, Department of Tours

**CINCINNATI 2, OHIO**—303 Dixie Term. Bldg., 4th & Walnut Sts.—*Phone Main 1-0144*  
E. W. MAU..... General Traffic Agent  
J. J. MCCARTHY..... District Traffic Agent

**CLEVELAND 13, OHIO**—1407 Terminal Tower, 50 Public Square—  
D. P. DRISCOLL..... (Phone Main 1-3070)..... General Traffic Agent  
G. W. NESTER..... (Buffalo)..... Traffic Agent

**DALLAS 1, TEXAS**—2108 Mercantile Bank Bldg.—*Phone Riverside 1-3915*  
M. A. ARNOLD..... General Traffic Agent  
ERNICE STOVALL, JR..... (Houston)..... Traffic Agent

**DENVER 2, COLO.**—City Ticket Office, 535 17th Street—*Phone Keystone 4-4141*  
G. A. BROWN..... Traffic Manager  
W. H. WHALEN..... General Freight and Passenger Agent  
E. R. A. SIEMERS..... General Traffic Agent  
L. C. CLEAVINGER..... City Ticket Agent  
W. L. BOUDREAU..... Depot Passenger Agent  
MRS. LU GRAY BROWN..... Women's Travel Department

**DES MOINES 9, IOWA**—407 Equitable Bldg., 6th & Locust Sts.—  
W. W. MCKEE..... (Phone Cherry 3-0583)..... General Traffic Agent

**DETROIT 26, MICH.**—612 Book Bldg., 1249 Washington Blvd.—  
C. J. STEGEMAN..... (Phone Woodward 1-7794)..... Traffic Manager  
F. O. KANSORKA..... General Traffic Agent  
R. L. CLARK..... District Traffic Agent  
V. W. LIDDELL..... District Traffic Agent  
G. A. NESTOR..... (Grand Rapids)..... Traffic Agent  
A. J. BRAMAN..... (Lansing)..... Traffic Agent  
H. E. JOHNSON..... (Toledo)..... Traffic Agent

**EAST LOS ANGELES, CALIF.**—5454 Ferguson Drive—*Phone Raymond 5-5321*  
J. J. WALKER..... Ticket Agent

**EUGENE, ORE.**—Suite 21, Cascade Bldg., 163 East 12th Avenue  
J. E. ATHERTON..... (Phone Diamond 5-5461)..... General Traffic Agent

**FRESNO 1, CALIF.**—207 Rowell Bldg., Tulare St. & Van Ness Ave.—  
H. G. PELLETIER..... (Phone Amerist 4-6571)..... General Traffic Agent  
W. E. MCTIGHE..... (Bakersfield)..... Traffic Agent

**GERING NEBR.**—Union Pacific Station—*Phone 55*  
F. M. PURNELL..... General Traffic Agent

**GLENDALE 3, CALIF.**—City Ticket Office, 404½ North Brand Boulevard—  
W. A. SHOOK..... (Phone Citrus 1-2174 or Chapman 5-1370)..... General Traffic Agent  
W. P. HISERODT..... City Ticket Agent

**HOLLYWOOD 28, CALIF.**—City Ticket Office, 6702 Hollywood Blvd.—  
V. J. SCHMITTROTH..... (Phone Hollywood 4-0221)..... General Traffic Agent  
J. A. JANSEN..... (Hollywood 4-0221)..... City Ticket Agent

**HUNTINGTON PARK, CALIF.**—City Ticket Office, 7002 Pacific Blvd.—  
J. A. RAMSEY..... (Phone Union 8-9291)..... Traffic Agent

**KANSAS CITY 6, MO.**—200 Waldheim Bldg., 6 East Eleventh St.—*Phone Victor 2-6550*  
S. REINHARDT..... Traffic Manager  
R. C. DARGY..... General Freight and Passenger Agent  
City Ticket Office—2 East Eleventh Street—*Phone Victor 2-6550*  
HARRY M. BACK..... General Traffic Agent  
C. T. CLARKE..... City Ticket Agent  
R. E. MEAD..... (Hays)..... Traffic Agent  
D. V. MARTIN..... (Manhattan)..... Traffic Agent  
K. E. BOWLIN..... Depot Passenger Agent  
Kansas City, Kans., Union City Ticket Office, Town House Hotel, 7th & State Sts.  
A. B. NOWELL..... (Phone Atwater 1-1550)..... City Ticket Agent

**LAS VEGAS, NEV.**—Union Pacific Station—*Phone Dudley 4-9000*  
W. R. NEUSTROM..... General Traffic Agent  
L. M. LAYNE..... District Traffic Agent  
P. D. BOTSFORD..... Ticket Agent

**LEWISTON, IDAHO**—Room 7, Union Depot—*Phone 3-4121*  
H. J. BERGER..... General Traffic Agent

**LINCOLN 8, NEBR.**—City Ticket Office, 234 So. 13th St.—*Phone 2-6517*  
J. F. TURRENTINE..... General Traffic Agent

**LONG BEACH 2, CALIF.**—City Ticket Office, 144 Pine Avenue—  
R. W. CONNELL..... (Phone Hemlock 7-2931)..... General Traffic Agent  
W. A. MANZ..... City Ticket Agent

**LONGVIEW, WASH.**—Ticket Office, 1453 Broadway *Phone Hamilton 3-9210*  
B. H. PAST..... Ticket Agent

**LOS ANGELES 14, CALIF.**—Union Pacific Bldg., 422 W. 6th Street—  
J. W. PADDEN..... (Phone Madison 7-9211)..... Traffic Manager  
F. L. MORGAN..... Assistant Traffic Manager  
J. D. MALONEY..... General Freight Agent  
H. J. BURING..... General Freight Agent  
N. E. LUTHE..... General Passenger Agent  
E. S. WANSON..... Assistant General Passenger Agent  
G. M. ROLAND..... District Baggage Agent  
City Ticket Office—Union Pacific Bldg., 434 W. 6th Street—*Phone Madison 7-9211*  
R. MAHONEY..... City Ticket Agent  
Union Pacific Building—608 So. Olive Street—*Phone Madison 7-9211*  
C. F. HALLSMAN..... General Agent, Passenger Department  
610 So. Olive Street—*Phone Madison 7-9211*  
H. J. DELACY..... General Agent, Freight Department  
Union Passenger Station—*Phone Madison 7-9211*  
L. H. LINSTROM..... Depot Ticket Agent  
M. F. BILLINGS..... Depot Passenger Agent  
R. S. NELSON..... Depot Passenger Agent

**MEDFORD, ORE.**—Room 207, Medical Center Bldg., *Phone Spring 5-5383*  
R. D. TOOMEY..... General Traffic Agent

**MEMPHIS 3, TENN.**—1137 Sterick Bldg., 8 No. Third St.—*Phone Jackson 5-3419*  
G. E. ROTHROCK..... General Traffic Agent  
D. J. NELSON..... (No. Little Rock, Ark.)..... Traffic Agent

**MILWAUKEE 3, WIS.**—814 Warner Bldg., 212 W. Wisconsin Ave.—  
R. T. PAYNE..... (Phone Broadway 1-7833)..... General Traffic Agent  
P. H. SCHMIDT..... (Appleton)..... Traffic Agent

**MINNEAPOLIS 2, MINN.**—890 Northwestern Bank Bldg., 626 Marquette Ave.—  
C. A. RICHARDS..... (Phone Federal 2-2451)..... General Traffic Agent

**NEW ORLEANS 12, LA.**—504 National Bank of Comm. Bldg., 210 Baronne St.—  
D. V. RICKSON..... (Phone Jackson 2-2274)..... General Traffic Agent

**NEW YORK 20, N. Y.**—626 Fifth Ave., Suite 350, Rockefeller Center—  
T. L. VOGEL..... (Phone Circle 6-4900)..... Traffic Manager  
F. F. BREVOORT..... (Phone Circle 6-4908)..... Assistant Traffic Manager  
L. J. MCKERNAN..... (Phone Circle 6-4900)..... General Traffic Agent  
C. J. SMITH..... District Traffic Agent  
EDWARD MACKAY, JR..... District Traffic Agent  
A. R. KETTERL..... Passenger and Ticket Agent

**OAKLAND 12, CALIF.**—214 Central Building, 436 14th St.—  
H. C. DUNFEE..... (Phone Glencourt 1-3576)..... General Traffic Agent

**OGDEN, UTAH**—City Ticket Office, Ben Lomond Hotel Bldg. *Phone Export 4-5553*  
J. F. BAKER..... General Traffic Agent  
H. O. MCINTYRE..... District Traffic Agent  
G. A. NEBEKER..... Depot Passenger Agent

**OMAHA 2, NEBR.**—Union Pacific Building, 1416 Dodge St.—*Phone Jackson 5322*  
A. G. HILKER..... Passenger Traffic Manager  
G. ANDERSON..... Assistant Passenger Traffic Manager  
I. D. KESSLER..... Assistant Passenger Traffic Manager  
R. B. JOHNSON..... General Passenger Agent  
E. I. GILES..... Assistant General Passenger Agent  
F. W. HICKSON..... Manager Mail, Baggage and Express Traffic  
A. B. TAYLOR..... Traffic Manager  
J. W. JARVIS..... Supervisor, Livestock and Agriculture  
City Ticket Office—Corner 15th & Dodge Streets—*Phone Jackson 5322*  
R. A. FORAL..... General Traffic Agent  
R. S. FARLEY..... District Traffic Agent  
W. W. NEILL..... City Ticket Agent  
H. A. HORNER..... (Kearney)..... Traffic Agent  
J. R. DANLEY..... (Grand Island)..... Traffic Agent  
D. J. LEWIS..... Depot Passenger Agent

**PASADENA 1, CALIF.**—Un. Pac. Station, 205 W. Colorado St.—*Ph. SYcamore 2-4107*  
R. R. POPE..... General Traffic Agent  
F. R. LEFFINGWELL..... City Ticket Agent

**PHILADELPHIA 2, PA.**—904 Girard Trust Bldg., Broad St. & So. Penn Sq.—  
W. D. HARING..... (Phone Rittenhouse 6-2170)..... General Traffic Agent

**PITTSBURGH 22, PA.**—1419 Oliver Bldg., Smithfield Street and Sixth Avenue—  
Wm. JAMES..... (Phone Atlantic 1-0260)..... General Traffic Agent  
GREGG W. COOK..... District Traffic Agent

**POCATELLO, IDAHO**—Union Pacific Passenger Station—*Phone 268*  
R. A. ANDERSON..... General Traffic Agent  
S. A. GRAYSON..... (Idaho Falls)..... Traffic Agent  
R. B. WRIGHT..... (Twin Falls)..... Traffic Agent

**POMONA, CALIF.**—Union Pacific Passenger Station—*Phone National 2-9561*  
G. J. CROSS..... Traffic Agent

**PORTLAND 5, ORE.**—751 Pittock Block—*Phone Capitol 7-7771*  
C. W. EYERS..... Traffic Manager  
W. V. KEE..... Assistant Traffic Manager  
C. H. SALTMARSH..... General Passenger Agent  
P. A. COLE..... Assistant General Passenger Agent  
G. D. SCHADE..... General Freight Agent  
DON SUTHERLAND..... General Agent, Freight Department  
L. A. NEASE..... District Baggage Agent  
City Ticket Office—701 S. W. Washington Street—*Phone Capitol 7-7771*  
R. B. FALLAS..... General Agent, Passenger Department  
N. E. BERNER..... City Ticket Agent  
W. G. McLAUGHLIN..... Depot Passenger Agent

**RENO, NEV.**—501 North Virginia St., Suite 205 *Phone FA 3-4881*  
W. M. CUNNINGHAM..... General Traffic Agent

**RIVERSIDE, CALIF.**—Union Pacific Pass. Station, 7th & Vine Sts.—  
J. L. BRECHIN..... (Phone Overland 3-3130)..... General Traffic Agent

**ST. JOSEPH 2, MO.**—City Ticket Office, 516 Francis St.—*Phone Adams 2-5485*  
L. L. CRAWFORD..... General Freight and Passenger Agent  
W. R. TAYLOR..... Passenger and Ticket Agent  
J. W. MARTIN..... (Hastings, Nebr.)..... Traffic Agent

**ST. LOUIS 1, MO.**—1223 Ambassador Bldg., 411 North 7th St.—*Phone Chestnut 1-7760*  
T. W. GURSKY..... General Traffic Agent

**SACRAMENTO 14, CALIF.**—217 Forum Bldg., 1107 Ninth St.—  
J. G. JOHNSON..... (Phone Gilbert 2-1025)..... General Traffic Agent  
A. H. CLARK..... (Klamath Falls)..... District Traffic Agent

**SALINA, KANS.**—Third and Ash Streets—*Phone Taylor 3-4631*  
FRANK S. BEDNAR..... General Traffic Agent

**SALT LAKE CITY 11, UTAH**—417 South Main St.—*Phone EMpire 5-1544*  
R. F. PATTIGREW..... Traffic Manager  
RHEES FIFE..... General Freight and Passenger Agent  
R. F. GRIFFIN..... General Traffic Agent  
E. H. LYMAN..... District Traffic Agent  
J. G. SEEGMILLER..... City Ticket Agent  
I. O. LINDQUIST..... Depot Passenger Agent

**SAN DIEGO 1, CALIF.**—City Ticket Office, 320 Broadway—*Phone Belmont 3-7241*  
I. V. HELMICK..... General Traffic Agent  
W. F. MILNER..... Ticket Agent

**SAN FRANCISCO 5, CALIF.**—405 Market Street—*Phone Garfield 1-6030*  
M. H. FOWLER..... Traffic Manager  
F. C. BELL..... General Traffic Agent  
W. E. KENNEDY..... (Santa Rosa)..... Traffic Agent  
City Ticket Office—405 Market Street—*Phone Garfield 1-6030*  
B. P. COSTELLO..... General Freight and Passenger Agent  
J. T. FITZGERALD..... City Ticket Agent

**SAN JOSE 13, CALIF.**—811 Bank of America Bldg., First and Santa Clara Sts.—  
H. C. DANNER..... (Phone Cypress 2-3878)..... General Traffic Agent  
W. H. McPHERSON..... (Salinas)..... District Traffic Agent

**SAN PEDRO, CALIF.**—City Ticket Office, 805 So. Pacific Ave.—  
J. V. CONNETT..... (Phone Terminal 2-7631)..... General Traffic Agent  
R. N. ASBEE..... City Ticket Agent

**SANTA ANA, CALIF.**—City Ticket Office, 305 North Main Street—  
ERNEST G. HAYES..... (Phone Kimberly 2-3979)..... General Traffic Agent

**SANTA MONICA, CALIF.**—City Ticket Office, 307 Santa Monica Blvd.—  
W. A. CHENEY..... (Phone EX brook 6-1213)..... General Traffic Agent  
D. E. ANDERSON..... City Ticket Agent

**SEATTLE 4, WASH.**—204 Union Station, 4th Ave. & Jackson St. *Phone Main 3-6933*  
L. G. STAHL..... Assistant Traffic Manager  
Wm. C. COLLIER..... General Agent, Freight Department

**SEATTLE 1, WASH.**—City Ticket Office—1300 Fourth Avenue at University—  
W. H. AHLGRIM..... (Phone Main 3-6933) General Agent, Passenger Department

**SIOUX CITY 1, IOWA**—418 Benson Bldg., 705 Douglas St.—*Phone 6-8328*  
L. J. ROACH..... General Traffic Agent

**SPOKANE 4, WASH.**—City Ticket Office—427 Sprague Ave. Corner Post St.—  
J. R. LIVSEY..... (Phone Madison 4-1121)..... General Traffic Agent  
WILLIAM BELL, 818-16th Ave. West, Calgary, Canada..... Traffic Agent  
*Phone R-1170*

**STOCKTON 6, CALIF.**—206 California Bldg., 11 So. San Joaquin St.—  
CARL BIANCHINI..... (Phone Howard 6-3681)..... General Traffic Agent  
L. A. DAY..... (Modesto)..... Traffic Agent

**SUN VALLEY, IDAHO**—*Phone Sun Valley 3311*  
J. D. SIDLEY..... Transportation Agent

**TACOMA 2, WASH.**—City Ticket Office, 114 South Ninth St.—  
F. G. ROTHWELL..... (Phone Broadway 2-2276)..... General Traffic Agent  
L. E. TOMPKINS..... (Longview)..... Traffic Agent

**TOPEKA, KANS.**—Freight Station—*Phone Central 3-4138*  
R. A. WINN..... General Traffic Agent

**TORONTO 1, ONT.**—201-2 Canadian Pacific Bldg., 69 Yonge St. *Phone Empire 4-7259*  
W. W. CREIGHTON..... General Traffic Agent

**TULSA 3, OKLA.**—721 Kennedy Bldg., 321 South Boston St.—*Phone Cherry 2-6869*  
L. B. BRADLEY..... General Traffic Agent

**VANCOUVER, B. C.**, Room No. 1125, 355 Burrard St.,—*Phone Mutual 5-5844*  
A. MCKERRON..... General Traffic Agent

**VICTOR, IDAHO**—Union Pacific Station..... *Phone 521*  
R. O. RYTTING..... Agent

**WALLA WALLA, WASH.**—Union Pacific Passenger Station, 13th & West Main Sts.  
J. M. LANDAU..... (Phone Jackson 9-1610)..... General Traffic Agent  
L. E. DONAHUE..... (Pendleton)..... Traffic Agent

**WASHINGTON 5, D. C.**—600 Shoreham Bldg., 15th and H Sts., N. W.—  
C. G. DANKMYER..... (Phone Republic 7-0600)..... General Traffic Agent  
RAY C. HARTEL..... (Richmond, Va.)..... District Traffic Agent  
R. H. GATES..... (Richmond, Va.)..... Traffic Agent

**WEST YELLOWSTONE, MONT.**—Union Pacific Station. *Phone Midway 6-7762*  
J. A. SMITH..... (Station open only during Summer Season)..... Agent

**WINSTON-SALEM 3, N. C.**—311 Reynolds Bldg., 4th and Main Sts.—  
D. R. WALKER..... (Phone Park 2-4531)..... General Traffic Agent

**YAKIMA, WASH.**—Union Pacific Building, 104 W. Yakima Ave.—  
R. A. HOWLAND..... (Phone Glencourt 1-181)..... General Traffic Agent  
F. B. COX..... (Kennewick, Wash.)..... Traffic Agent

**E. A. KLIPPEL**  
General Passenger Traffic Manager  
OMAHA 2, NEBR.

**W. T. BURNS**  
Vice-President, Traffic  
OMAHA 2, NEBR.

**J. R. MacANALLY**  
General Freight Traffic Manager  
OMAHA 2, NEBR.

## WESTERN TOUR VACATIONS CAREFREE, ESCORTED, ALL-EXPENSE

All-Expense Escorted Tours are the ideal way to relaxing, carefree, enjoyable vacations. All reservations are arranged in advance — no travel details to worry about — you know the cost before you start — and you enjoy the companionship of congenial people.

Each summer Union Pacific operates a variety of all-expense, escorted tours from Chicago and Omaha to many of the West's most scenic attractions. Leaving Chicago weekly from mid-June through August, with added departures to California during May and until early October, these tours are high in quality, yet moderately priced.

Ranging from one to three weeks, each visits at least one National Park including Yellowstone, Grand Teton, Rocky Mountain, Zion, Bryce Canyon, Grand Canyon, Yosemite and Mt. Rainier, as well as other interesting stopovers in Colorado, California, Utah, the Pacific Northwest and the Canadian Rockies.

Let us tell you about them! Ask your nearest Union Pacific representative or mail the coupon.

Department of Tours  
Union Pacific Railroad  
1 South LaSalle Street  
Chicago 3, Ill.

Phone  
RAndolph  
6-0141

Please send information about your all-expense escorted tour vacations.

Name \_\_\_\_\_

Address \_\_\_\_\_

City \_\_\_\_\_ Zone \_\_\_\_\_

State \_\_\_\_\_

## Union Pacific Department of Tours