

Whenever you ship or travel, be specific, say **UNION PACIFIC**

April 29, 1962


April 29, 1962

UNION PACIFIC

UNION PACIFIC


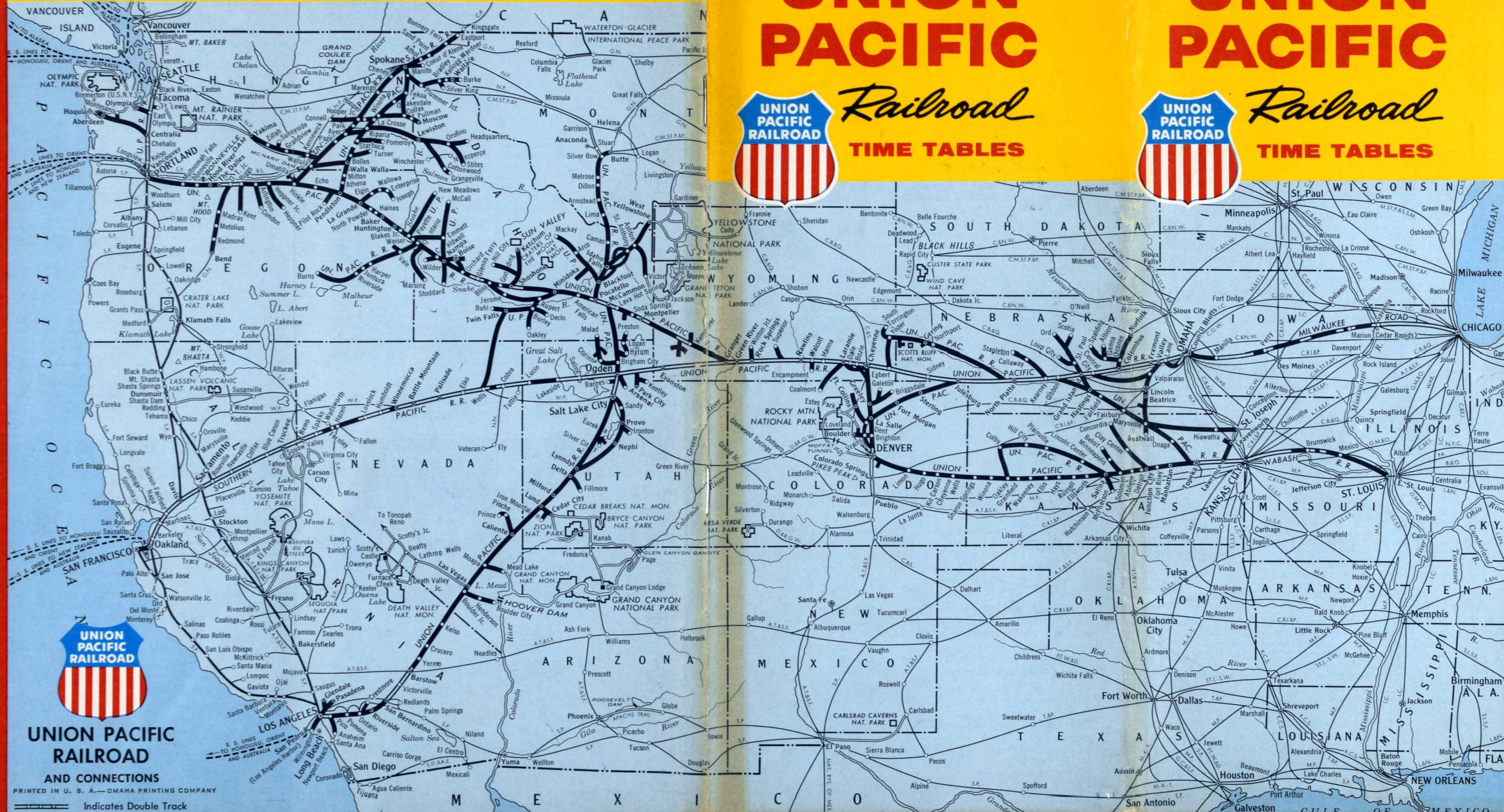


Railroad
TIME TABLES



Railroad
TIME TABLES

Serving eleven western states with the finest in travel comfort and dependable freight service



UNION PACIFIC RAILROAD
AND CONNECTIONS

PRINTED IN U. S. A.—OMAHA PRINTING COMPANY

Indicates Double Track

TABLE OF CONTENTS

Section	Page	Section	Page
Index to Union Pacific Stations.....	3 to 5	Connecting Bus Lines Service.....	32
Equipment of Through Trains.....	6 to 15	Address of Principal Union Pacific Stations.....	34
Condensed Train Schedules.....	6 to 15	Reserved Coach Seat Charges.....	36
Complete Train Schedules.....	16 to 31	One Way Railroad Fares.....	37
Connecting Rail Lines Service.....	33, 34 and 35	Round Trip Railroad Fares.....	38 and 39
Connecting Bus Lines at East Los Angeles.....	21	Pullman Sleeping Car Charges.....	40 and 41
		Pullman Seat Fares.....	41
		Union Pacific Representatives.....	42 and 43

INFORMATION

Miles shown on **mile posts** read westward from Council Bluffs, Iowa. Miles shown herein are from Omaha, Nebraska. (Variance approximately 3 miles.)

Time from midnight to noon inclusive, is indicated by light face type; from noon to midnight inclusive, by dark face type.

Any person who, because of mental, physical or other **disability**, is incapable of properly caring for himself or herself, will be received as a passenger **ONLY** when accompanied by a competent attendant.

New **leg rest seat coaches** are assigned to the Domeliners and Streamliners, but operation of non-leg rest coaches may be necessary on occasions, due to emergencies or shortages.

On trains that carry **chair car porters**, there is no charge for the services of the porter. There is a nominal charge for pillows.

Children under 5 years of age ride free, when accompanied by parent or guardian; 5 years of age and under 12, pay **half fare**; 12 years of age and over, pay full fare.

Should any question or difference of understanding arise with agents or conductors as to **proper fare** or ticket privileges, please pay fare requested, take receipt, and communicate with General Passenger Traffic Manager, Omaha 2, Nebr.

Tickets unused or partly used, will be redeemed under tariff regulations at proper value. Consult any Union Pacific office or write to Gen'l Passenger Traffic Mgr., Omaha 2, Nebr.

Stopovers are permitted at all points where trains are scheduled to stop, within final limit of tickets, by notifying conductor.

Many attractive **side trips** and optional routes are available. Ask your local Agent or any Union Pacific representative for details.

Tickets reading via Union Pacific Railroad, with certain exceptions, will be honored by Greyhound Bus Lines between any two points between which Greyhound Bus Lines and the Union Pacific Railroad both operate.

You are requested to purchase your tickets before boarding the train.

At **Chicago** the Transfer coupon on a through railroad ticket entitles the holder, without additional charge, to have himself and hand luggage transferred in a Railroad Transfer Service car from his incoming to his outgoing station. Or, when there is at least a 3-hour interval between arrival of train in Chicago and scheduled departure time from outgoing station, Railroad Transfer Service will transfer such luggage to the passenger's outgoing station where it can be claimed at the parcel check room. The charge for this service is the usual parcel checking fee plus a 25 cent charge made by the Railroad Transfer Service for each bag or parcel.

It is desirable to mark or tag each piece of baggage (for easy identification) with your name and address and, in addition, place your name and permanent address inside each

piece, whether it is checked or carried with you on the train. Ask Ticket or Baggage Agent for free **address labels**.

For the convenience and comfort of themselves and others, passengers are requested to check their **hand baggage** whenever possible, except that actually needed for personal use enroute. No responsibility is assumed for unchecked articles left in stations, on platforms or in cars.

Checkable Baggage consists of wearing apparel, toilet articles and such personal effects as the passenger may need for use on the trip.

Money, jewelry, negotiable papers, liquids, fragile or perishable articles, radios, typewriters, dishes and household goods are examples of some of the articles not checkable as baggage. Consult Agent.

One hundred and fifty (150) pounds of baggage, not exceeding one hundred dollars (\$100.00) in value, may be checked on each adult ticket, and one-half those amounts in connection with children's half-fare tickets. The charge is only 25 cents for each hand bag, 50 cents for each trunk. Family fare plan tickets, provide for checking of three hundred (300) pounds of baggage, not exceeding two hundred dollars (\$200.00) in value, regardless of number of passengers for which the ticket is issued, at the same nominal charge.

Passengers have the privilege of declaring additional value on checked baggage, not to exceed a total of \$2500.00, upon payment of a nominal charge, or of purchasing St. Paul Fire & Marine Insurance Company baggage insurance in any amount. Consult Agent.

Dogs and other small household pets may be transported in baggage cars subject to tariff regulations or they may be taken into room accommodations, when in suitable containers, subject to Pullman Company regulations.

Handling of dogs and pets in baggage cars on streamliner trains is necessarily restricted. Consult agent for details.

No single piece of baggage exceeding 300 pounds in weight, or single shipment in excess of \$2500.00 in value, will be checked. **Exception:** Boxes of heavy or corrugated pasteboard are limited to a gross weight of 50 pounds each.

All baggage should be marked plainly on outside with name and address of owner.

The **Domeliner, Streamliner and Challenger** trains do not handle checked baggage, remains and pets, to or from many intermediate points where passengers may board or detrain. It is suggested you check your baggage 24 hours in advance of your own departure. Consult agent or passenger representatives for details.

In case of **Lost Articles**, communicate with Manager, Mail, Baggage & Express Traffic, Omaha 2, Nebraska.

Union Pacific Railroad is not responsible for errors in time tables, inconvenience or loss resulting from **delayed trains**, failure to make connections, air conditioning failures, or emergency substitutions in equipment. Schedules, consists and designations of trains shown in this folder are subject to change without notice.

INDEX OF CONDENSED THROUGH TIME TABLES

BETWEEN AND	TABLE	BETWEEN AND	TABLE	BETWEEN AND	TABLE
Chicago—		St. Louis—		Salt Lake City, Cedar City, Las Vegas, Pasadena, Los Angeles.....	A—E
Omaha.....		Kansas City		Reno, San Francisco.....	B—G
Los Angeles, Pasadena, Las Vegas, Cedar City, Salt Lake City, Ogden, Cheyenne.....	A	Denver.....		Boise, Portland, Tacoma, Seattle.....	T
San Francisco, Reno, Ogden, Cheyenne.....	B	Sun Valley, Boise, Portland, Tacoma, Seattle.....	F	Spokane.....	J
Seattle, Tacoma, Portland, Boise, Sun Valley, Ashton-Yellowstone, Victor.....	D	Spokane.....	K	Ashton-Yellowstone, Victor.....	O
Denver, North Platte.....	C	Ashton-Yellowstone, Victor.....	L	Butte.....	R
Spokane.....	S	Denver.....		Spokane.....	R—T
Ashton-Yellowstone, Victor.....	L	Ogden, Salt Lake City.....	J	Sun Valley.....	R
		Cedar City, Las Vegas, Los Angeles, Pasadena.....	E	Seattle.....	W
		Reno, San Francisco.....	G	Tacoma, Portland.....	U
		Sun Valley, Boise, Portland, Tacoma, Seattle.....	D—F	Portland.....	E—R
		Denver.....		Sun Valley, Los Angeles.....	
		Spokane.....	K		
		Ashton-Yellowstone, Victor.....	L		
		Victor, Ashton-Yellowstone, Portland.....	Z		

INDEX TO UNION PACIFIC STATIONS

Each Time Table is numbered. The numbers opposite the Stations are the numbers of the time tables in which the stations are shown. Stations marked * are located on Divisions indicated by table numbers, but are not shown in folder tables.

Table No.	Table No.	Table No.	Table No.	Table No.	Table No.
Aberdeen, Idaho.....56	Armstead, Mont. O.....36	Beattie, Kans.....53	Bonneville, Ore.....20	Butte, Mont.....O, 36	Central City, Nebr.....1, 2, 17, 45
Aberdeen, Wash.....21	*Armstrong, Wash.....76	*Beatty, Idaho.....20	*Boone, Nebr.....48	Buxton, Mont.....36	Colfax, Calif.....14
Aberdeen Jct., Ida.....56	Arnold, Nebr.....43	*Becks, Utah.....31	*Borah, Idaho.....20	Byers, Colo.....24	Colfax, Wash.....76, 76A, 84
Abilene, Kans., G, H, 24	Aroya, Colo.....24	*Beckwith, Wyo.....20	*Borden, Utah.....3	Byrne, Idaho.....57	*Collins, Idaho.....56
Acequia, Ida.....60, 61	Arrow, Idaho.....77	Balgrade, Nebr.....46	*Border, Wyo.....20		Collinston, Utah.....36
Acoma, Nev.....3	*Ascalon, Colo.....24	Bell, Calif.....8	Borie, Wyo.....1, 2		*Collopy, Idaho.....20
Acon, Wash.....78	Ash, Wash.....74	Bellevue, Idaho.....69	Bosler, Wyo.....1, 2		Collyer, Kans.....24
Adams, Ore.....84	*Ashby, Wash.....74	Belmar, Nebr.....42	*Boulder, Ore.....20		Colores, Wyo.....2
*Adelalde, Idaho.....20	Asherville, Kans.....26	Beloit, Kans.....26	Boulder City, Nev.....10		Colton, Calif.....3
Adrian, Ore.....64	Ashton, Idaho	*Beit, Idaho.....39, 57	*Boulder, Utah.....3		Chapman, Kans., H, 24
Agate, Colo.....24	L, O, Z, 20, 36, 39, 40	Belvidere, Idaho.....67	*Boulder, Wyo.....1, 2		Chapman, Nebr.
*Albion, Idaho.....56	Aspen, Wyo.....1, 2	Belvidere, Nebr.....52	Boyer, Colo.....24		*Chapman, Nebr., A, B, C, D, 1, 2, 17, 44, 46, 47, 89
Alkina, Kans.....52	Assaria, Kans.....27	Belvue, Kans.....24	Bracken, Nev.....3		Chatter, Wash.....1, 2, 17
Albany, Wyo.....33	Athens, Ore.....84	Bend, Ore.....86	*Bradley, Idaho.....79		Chattolet, Idaho.....79
*Albertson, Wash.....76	*Atkinson, Utah.....32	*Benicia, Calif.....14	Brady, Nebr.....1, 2, 17		Chehalis, Wash.....W, 20A
Albin, Wyo.....42	Attalia, Wash. 74, 78	Bennett, Colo.....24	Brainard, Nebr.....45		Chemung, Colo.....24
Albion, Nebr.....47	Atwood, Colo.....17	Bennington, Kans.....26	Bremen, Kans.....52		Cheney, Wash., K, U, 74
*Albion, Wash.....76	Auburn, Calif.....14	*Benson Jct., Utah.....37	Bridal Veil, Ore.....20		Cherokee, Wyo.....1, 2
Alda, Nebr.....1, 2, 17	Auburn, Colo.....17	Benton City, Wash.....78	Bridgeport, Kans.....27		Chesler, Idaho.....39
Alexander, Ida.....20	Ault, Colo.....30	Beowawa, Nev.....14	Bridger, Wyo.....1, 2		Chester, Wash.....79
Alexandria, Nebr.....52	Avon, Utah.....12	Berger, Idaho.....60	Brigham City		*Chew, Wash.....74, 76
*Alfalfa Center, Nebr.	Axtell, Kans.....53	Berkeley, Calif., B, G, E, 14	Utah.....36, 38		Cheyenne, Wyo., A, B, E, F, J, K, 1, 2, 3, 14, 17, 20, 30, 42
Alhambra.....A, E, 3, 7	Ayer, Wash.....K, U, 74, 76, 77	Beryl, Utah.....3	Brighton, Colo. 17, 18, 30		Chicago, Ill., A, B, C, D, L, S, 1, 2, 3, 14, 17, 20
Aliso, Ore.....72		*Besslen, Idaho.....20	Broadwater, Nebr.....42		Chubbuck, Idaho.....36
Alda, Kans.....25		Beverly, Kans.....28	*Brockhoff, Nebr.....42		*Church Buttes, Wyo.....1, 2
Allendale, Idaho.....68		*Bickel, Idaho.....60	Brogan, Ore.....70		Cima, Calif.....3
Almota, Wash.....77		*Big Eddy, Idaho.....67	Brookville, Kans.....24		Circle Bar, Ore.....70
*Alpowa, Wash.....77		*Biggam, Wash.....78	Broughton, Kans.....25		Cisco, Calif.....14
*Alta, Kans.....28		Biggs, Ore.....20	*Brown, Nev.....3		Clarke, Ore.....20
Altamont, Wyo.....1, 2		Biggs Jct., Ore.....86	Brownvale, Kans.....25		Clarks, Nebr.....1, 2, 17
*Amalg, Idaho.....60		Big Springs, Nebr.....1, 2, 17	*Brownning, Utah.....36		Clarnie, Ore.....20
American Falls, Ida.....20		Birdwood, Neb.....17	*Brownson, Nebr.....1, 2		Clarkston, Wash.....84
American Fork, Utah.....5		Bishop, Wash.....77	*Broxon, Idaho.....20		Clay Center, Kans.....25
Ames, Nebr.....1, 2, 17		Bitter Creek, Wyo. 1, 2	Brule, Nebr.....1, 2, 17		Clayton, Nebr.....52
Amherst, Nebr.....43		Black Buttes, Wyo. 1, 2	*Brun, Ore.....20		Claytonia, Idaho.....64
*Amsterdam, Ida.....60		Blackfoot, Ida.....O, 36, 56	Bryan, Wyo.....1, 2		Clearfield, Utah 1, 2, 31
Anaheim, Calif., A, E, 3, 9		Bakersfield, Calif.....15	Bryce Canyon Park, Ut. (See Cedar City, Ut)		Clear Lake, Utah.....3
*Anan, Nebr.....52		Black Lake, Idaho.....79	*Bryman, Calif.....3		Cleff, Idaho.....20
*Anderson, Idaho.....36		Black Rock, Utah.....3	*Buck Creek, Kans. 24		Clifford, Colo.....24
Ankney, Wash.....74		Black Wolf, Kans.....24	*Buck Creek, Kans. 24		Clifton, Idaho.....36
*Antelope, Wyo.....1, 2		*Black's Creek, Ida. 20	Buckingham, Ida.....71		Clifton, Idaho.....36
Apex, Mont.....36		Blaine, Idaho.....65	Bucoda, Wash.....20A		Clint, Utah.....3
*Appleton, Idaho.....61		Blair, Kans.....53	*Buda, Nebr.....1, 2		Coalmont, Colo.....33
*Apple Valley, Ida.....20		Blaock, Ore.....20	*Budge, Idaho.....61		Coalville, Utah.....32
*Ara, Colo.....42		Blaser, Idaho.....20	Buena, Wash.....78		*Cobb, Idaho.....20
*Arapahoe, Colo.....24		Bliss, Idaho.....20, 61	Buffalo Park, Kans. 24		Cobra, Nebr.....14
Areadia, Ore.....20		Bloom, Utah.....3	Buford, Wyo.....1, 2		Cochran, Kans.....50
*Areher, Wyo.....1, 2		Blue Canyon, Calif.....14	Buhl, Idaho.....60, 61		Codell, Kans.....28
Areo, Idaho.....56		*Bly, Calif.....3	Buick, Colo.....24		Cokeville, Wyo.....28
*Aroola, Kans.....24		Boardman, Ore.....20	Cedar Breaks, Utah (See Cedar City, Ut)		Coker, Nebr.....42
Arden, Nev.....3		Boelus, Nebr.....49	Cedar City, Utah.....A, E, 3, 6		
*Arenas, Colo.....24		Bogue, Kans.....28	Cedar Point, Colo. 24		
Armo, Idaho.....36		Bosie, Ida., D, F, R, S, T, 20, 67	Cedar Rapids (Marion), Iowa.....1, 2		
Arlington, Ore.....D, U, 20, 74		Bond, Mont.....36	Cedar Rapids, Nebr. 46		
		Bonner Springs, Kans.....24	Centennial, Wyo.....33		
			Centerville, Utah.....31		

Table of station locations in Idaho, organized by table number (Table No. 1 to 100). Each entry includes the station name and its location, with asterisks indicating stations located on Divisions indicated by table numbers.

Continuation of station location table from page 4, containing table numbers 101 to 200. Each entry includes the station name and its location, with asterisks indicating stations located on Divisions indicated by table numbers.

WESTBOUND Read Down

CHICAGO — LOS ANGELES via Omaha and Salt Lake City

EASTBOUND Read Up

Table A: Condensed Schedules All Trains Daily. Includes columns for Domeliner City of Los Angeles, The Challenger, Trains, and Domeliner City of St. Louis. Lists routes like Chicago (C.S.T.), Omaha, and various intermediate stops with departure and arrival times.

NO. 103-104—Domeliner CITY OF LOS ANGELES—DAILY. Cars from Chicago run via C. M. St. P. & P. to Omaha; thence U. P. Coach Seat Reservation Charge—See Page 36. Radio and Recorded Musical Programs. Dome Lounge Car... Chicago—Los Angeles—for sleeping car passengers.

NO. 103-104—THE CHALLENGER Domeliner—DAILY. Cars from Chicago run via C. M. St. P. & P. to Omaha; thence U. P. Coach Seat Reservation Charge—See Page 36. Dome Coach... Chicago—Los Angeles—36 leg rest seats reserved; dome seats not reserved. Reclining Seat—Leg Rest Coaches... Chicago—Los Angeles—all seats reserved.

CHICAGO — SAN FRANCISCO—via Omaha

WESTBOUND Read Down

EASTBOUND Read Up

Table B: Condensed Schedules All Trains Daily. Includes columns for Domeliner City of San Francisco, Train, and Domeliner City of San Francisco. Lists routes like Chicago (C.S.T.), Omaha, and various intermediate stops with departure and arrival times.

NO. 101-102—Domeliner CITY OF SAN FRANCISCO—DAILY. Trains run via C. M. St. P. & P. Chicago—Omaha; U. P. Omaha—Ogden; S. P. Ogden—San Francisco. Coach Seat Reservation Charge—See Page 36. Dome Lounge Car... Chicago—Ogden; Ogden—San Francisco.

These lounge cars are for exclusive use of sleeping car passengers. The City of San Francisco has a lounge car for coach passengers. Limited handling of checked baggage on this train; consult agent. Time from 12:01 midnight to 12:00 noon shown in light face type. Time from 12:01 noon to 12:00 midnight shown in heavy face type.

CHICAGO—OMAHA—DENVER

WESTBOUND Read Down

EASTBOUND Read Up

Table C: Condensed Schedules All Trains Daily. Includes columns for Advance Coach Seat Reservations Required, Domeliner City of Denver, and Domeliner City of Denver. Lists routes like Chicago (C.S.T.), Omaha, and Denver with departure and arrival times.

NO. 111-112—Domeliner CITY OF DENVER—DAILY. Trains runs via C. M. St. P. & P. Chicago—Omaha; U. P. Omaha—Denver. Dome Lounge Car... Chicago—Denver. Streamlined Sleeping Cars... Chicago—Denver—10 Roomettes, 6 Double Bedrooms.

Special All-Expense Package including buffet meals and coach seat reservation. Consult Agent. Special Coach Seat Reservation Charge. See Page 36. Conditional stop; see Tables 1, 2 or 3. Motor Bus between Lund and Cedar City. Motor bus connections at East Los Angeles. Limited handling of checked baggage on these trains; consult agent.

(C.S.T.) Central standard time. (M.S.T.) Mountain standard time. (P.S.T.) Pacific standard time. Time from 12:01 midnight to 12:00 noon shown in light face type. Time from 12:01 noon to 12:00 midnight shown in heavy face type.

Stops to take paying passengers for Denver or beyond; also to let off from Chicago. Stops to let off paying passengers from Denver or beyond; also to take for Chicago. Stops to let off or take paying passengers to or from points where these trains are regularly scheduled to stop. No. 111 stops to take paying passengers for Denver and beyond, or to let off paying passengers from Omaha or beyond; No. 112 stops to take paying passengers for Omaha or beyond or to let off paying passengers from Denver or beyond. Stops only on signal. (C.S.T.) Central Standard time. (M.S.T.) Mountain Standard time. Time from 12:01 midnight to 12:00 noon shown in light face type. Time from 12:01 noon to 12:00 midnight shown in heavy face type.

CHICAGO to PORTLAND and SEATTLE via Omaha and Denver

Table D Condensed Schedules All Trains Daily	Domeliner City of Portland 105 Daily Example		City of Portland— Park Special 105-47 Summer Season Example		Park Special Portland Rose 48-17 Summer Season Example		Trains 7-17 Daily Example	
C. M. St. P. & P. Lv Chicago (C.S.T.)	3.00	SUN	3.00	SUN			7.00	SUN
Ar Omaha	11.15	"	11.15	SUN			8.10	MON
Union Pacific								
Lv Omaha	11.35	SUN	11.35	SUN			10.45	MON
" Fremont	12.49	MON	12.49	MON			11.35	"
" Columbus	1.50	"	1.50	"			12.29	"
" Grand Island	2.25	"	2.25	"			1.50	"
" Kearney	3.50	"	3.50	"			2.32	"
Ar North Platte (C.S.T.)	5.00	"	5.00	"			4.30	"
Lv North Platte (M.S.T.)	5.00	"	5.00	"			3.45	"
Lv Sterling	6.23	"	6.23	"			Ar Cheyenne	
Ar Denver	7.40	"	7.40	"			8.15	MON
Lv Denver	8.05	"	8.05	"			Lv Cheyenne	
" Laramie	10.55	"	10.55	"			9.20	MON
" Rawlins	12.50	"	12.50	"			10.55	MON
" Rock Springs	f 2.37	"	f 2.37	"			1.05	TUE
Ar Green River	3.05	"	3.05	"			3.05	"
Lv Green River	3.15	"	3.15	"			3.35	"
" Kemmerer	f 4.27	"	f 4.27	"			4.30	"
" Montpelier	5.45	"	5.45	"			6.01	"
Ar Pocatello	7.25	MON	7.25	MON			7.55	"
Ar Ashton			5.45	TUE				
Ar Victor			7.30	"				
Lv Victor					8.15	MON		
Lv Ashton					10.20	"		
Lv Pocatello	7.35	MON			10.50	TUE	10.50	TUE
" Minidoka	8.25	"			12.01	"	12.01	"
Ar Shoshone	9.11	MON			1.00	TUE	1.00	TUE
Lv Shoshone	9.15	MON			1.10	TUE	1.10	TUE
Ar Sun Valley (Ketchum)	11.15	MON			3.10	TUE	3.10	TUE
Lv Sun Valley (Ketchum)	7.00	MON			10.55	TUE	10.55	TUE
Ar Shoshone	9.00	MON			12.55	TUE	12.55	TUE
Lv Shoshone	9.11	MON			1.00	TUE	1.00	TUE
" Glenns Ferry	10.05	"			2.25	"	2.25	"
" Boise	11.20	"			4.05	"	4.05	"
" Nampa	11.43	"			4.45	"	4.45	"
" Ontario		TUE			5.51	"	5.51	"
Ar Huntington (M.S.T.)	1.15	"			7.00	"	7.00	"
Lv Huntington (P.S.T.)	12.16	"			6.10	"	6.10	"
" Baker	1.30	"			7.32	"	7.32	"
" La Grande	2.40	"			9.05	"	9.05	"
Lv Pendleton	4.45	"			11.30	TUE	11.30	TUE
Ar Hinkle	5.30	TUE			12.25	WED	12.25	WED
" Arlington		"			1.42	"	1.42	"
" The Dalles	7.05	TUE			3.00	"	3.00	"
" Hood River	f 7.33	"			3.47	"	3.47	"
Ar Portland	9.00	TUE			5.30	WED	5.30	WED
Lv Portland	9.30	TUE			9.30	WED	9.30	WED
Ar Tacoma	12.31	"			12.31	"	12.31	"
Ar Seattle (P.S.T.)	1.30	TUE			1.30	WED	1.30	WED

Equipment for Page 8
NO. 105—Domeliner CITY OF PORTLAND—DAILY
 C. M. St. P. & P. to Omaha; No. 457 Portland-Seattle.
Radio and Recorded Musical Programs
 Dome Lounge Car.....Chicago to Portland
 Streamlined Sleeping Cars.....Chicago to Portland—10 Roomettes, 6 Double Bedrooms. (Two cars).
 Chicago to Portland—11 Double Bedrooms.
 Reclining Seat—
 Leg Rest Coaches.....Chicago to Portland—all seats reserved.
 Omaha to Portland—all seats reserved.
 Dome Coach.....Chicago to Portland—36 leg rest seats reserved; dome seats not reserved.
 Dome Dining Car.....Chicago to Portland—Club and a la carte service.
NO. 105-47—CITY OF PORTLAND—PARK SPECIAL—DAILY (See Note 1)
 C. M. St. P. & P. No. 105 to Omaha; U. P. No. 105 to Pocatello; No. 47 to Victor.
 Club Lounge Service.....Chicago to Victor.
 Streamlined Sleeping Cars.....Chicago to Pocatello—Bedrooms, Roomettes, Pocatello to Victor—10 Roomettes, 6 Double Bedrooms (from Salt Lake).
 Reclining Seat Coaches.....Chicago to Pocatello—reserved seats. Pocatello to Victor—seats not reserved. Omaha to Pocatello—reserved seats.
 Dome Dining Car.....Chicago to Pocatello.
 Coffee Shop-Lounge Car.....Chicago to Pocatello—moderately priced meals and lounge for coach passengers.
No. 7-17—Daily
 C. M. St. P. & P. No. 19 to Omaha; U. P. No. 7 to Green River; No. 17 to Portland.
 Reclining Seat Coaches.....Chicago and Omaha to Portland—requires car to car change at Omaha and Cheyenne. Seats not reserved.
 Cafe Lounge Car.....Omaha to Cheyenne; Green River to La Grande—moderately priced meal service.
 (See Table F for sleeping car equipment Train 17).
NO. 48-17—PARK SPECIAL—PORTLAND ROSE—DAILY (See Note 1)
 No. 48 to Pocatello; No. 17 to Portland.
 Club Lounge Service.....Victor to Portland.
 Streamlined Sleeping Car.....Pocatello to Portland—6 Sections, 6 Roomettes, 4 Double Bedrooms (occupancy at Portland until 7:30 a.m.). Victor to Pocatello—10 Roomettes, 6 Double Bedrooms (to Salt Lake).
 Reclining Seat Coaches.....Victor to Pocatello; Pocatello to Portland—seats not reserved.
 Cafe Lounge Car.....Pocatello to La Grande—Moderately priced meal service.

Footnotes for Page 8
 1 Ashton, Idaho is western gateway to Yellowstone National Park. Victor, Idaho is southern gateway to Grand Teton and Yellowstone National Parks. Trains 47 and 48 serve Ashton and Victor during summer season June 19 through August 24.
 2 Conditional stop; see Table 1 or 20. (f) Stops only on signal.
 3 Motor Bus. This service is provided passengers arriving or departing Shoshone and holding through rail tickets to and from Sun Valley or Ketchum, Idaho.

Rail Travel Credit Cards

Now any person or company with proper credit may arrange for a convenient Charge-it Card. They are good on Union Pacific and many other railroads; can be used not only for rail and sleeping car tickets, but for services in dining cars and club lounge cars. They may be used for Avis or Hertz car rentals. They may also be used for a vacation in Sun Valley or in the Utah-Arizona Parks. For information and application blanks apply at any Union Pacific passenger or ticket office.

Call
R·E·A EXPRESS
 FOR
EAGER-BE AVER SERVICE

RAILWAY EXPRESS AGENCY

PORTLAND and SEATTLE to CHICAGO via Denver and Omaha

Table D Condensed Schedules All Trains Daily	Domeliner City of Portland 106 Daily Example		Park Special City of Los Angeles 48-36-104 Summer Season Example		Portland Rose Park Special 18-47 Summer Season Example		Trains 18-6-8 Daily Example	
Union Pacific								
Lv Seattle (P.S.T.)	8.05	SUN			5.00	SUN	5.00	SUN
" Tacoma	9.01	"			6.02	"	6.02	"
Ar Portland	12.20	SUN			9.15	SUN	9.15	SUN
Lv Portland	12.30	SUN			9.45	SUN	9.45	SUN
" Hood River	f 1.44	"			11.09	"	11.09	"
" The Dalles	2.15	"			11.55	SUN	11.55	SUN
" Arlington		"			1.02	MON	1.02	MON
" Hinkle	3.56	"			2.20	"	2.20	"
" Pendleton	4.31	"			3.20	"	3.20	"
" La Grande	6.45	"			6.05	"	6.05	"
" Baker	7.45	"			7.25	"	7.25	"
Ar Huntington (P.S.T.)	9.05	"			8.50	"	8.50	"
Lv Huntington (M.S.T.)	10.06	"			10.00	"	10.00	"
" Ontario		"			10.55	"	10.55	"
" Nampa	11.25	"			12.05	"	12.05	"
" Boise	11.50	SUN			12.35	"	12.35	"
" Glenns Ferry	1.05	MON			2.15	"	2.15	"
Ar Shoshone	1.57	MON			3.30	MON	3.30	MON
Lv Shoshone	2.00	MON			3.35	MON	3.35	MON
Ar Sun Valley (Ketchum)	4.00	MON			5.35	MON	5.35	MON
Lv Sun Valley (Ketchum)	11.50	SUN			1.25	MON	1.25	MON
Ar Shoshone	1.50	MON			3.25	MON	3.25	MON
Lv Shoshone	1.57	MON			3.30	MON	3.30	MON
" Minidoka	2.40	"			4.20	"	4.20	"
Ar Pocatello	3.40	MON			5.35	MON	5.35	MON
Ar Ashton			Via Ogden		5.45	TUE	5.45	TUE
Ar Victor					7.30	"	7.30	"
Lv Victor			8.15	SUN				
Lv Ashton			10.20	"				
Lv Pocatello	3.55	MON			6.15	MON	6.15	MON
" Montpelier	5.40	"			8.30	"	8.30	"
" Kemmerer	f 7.05	"			10.10	"	10.10	"
Ar Green River	8.25	"			12.59	MON	11.30	MON
Lv Green River	8.35	"			1.10	"	12.30	TUE
" Rock Springs	f 8.55	"			1.30	"	12.55	"
" Rawlins	10.46	"			3.21	"	3.05	"
" Laramie	12.35	"			5.15	"	5.20	"
Ar Denver	3.35	"					Ar Cheyenne	
Lv Denver	3.55	"					6.40	TUE
Lv LaSalle	4.43	"			Via Cheyenne		Lv Cheyenne	
Lv Sterling	6.08	"			8.20	"	7.50	TUE
Ar North Platte (M.S.T.)	8.20	"			10.10	"	11.55	"
Lv North Platte (C.S.T.)	9.25	"			11.15	MON	1.05	"
" Kearney	10.42	"					2.55	"
" Grand Island	11.25	MON			1.15	"	4.00	"
" Columbus	12.18	TUE					5.05	"
" Fremont		"					6.01	"
Ar Omaha	1.40	TUE			3.30	TUE	7.00	TUE
C. M. St. P. & P.	2.00	TUE					7.30	TUE
Ar Chicago (C.S.T.)	10.15	TUE			12.20	TUE	8.50	WED

Equipment for Page 9
NO. 106—Domeliner CITY OF PORTLAND—Daily
 C. M. St. P. & P. east of Omaha; No. 460 Seattle-Portland.
Radio and Recorded Musical Programs
 Dome Lounge Car.....Portland to Chicago
 Streamlined Sleeping Cars.....Portland to Chicago—10 Roomettes, 6 Double Bedrooms. (Two cars).
 Portland to Chicago—11 Double Bedrooms.
 Reclining Seat—
 Leg Rest Coaches.....Portland to Chicago—all seats reserved.
 Portland to Omaha—all seats reserved. (Occupancy until 6:30 a.m.)
 Dome Coach.....Portland to Chicago—36 leg rest seats reserved; dome seats not reserved.
 Dome Dining Car.....Portland to Chicago—Club and a la carte service.
NO. 48-36-104—PARK SPECIAL—CITY OF LOS ANGELES—DAILY (See Note 1)
 No. 48 to Pocatello; No. 36 to Ogden; No. 104 to Chicago; C. M. St. P. & P. east of Omaha
 Club Lounge Service.....Victor to Chicago.
 Streamlined Sleeping Car.....Victor to Ogden—10 Roomettes, 6 Double Bedrooms. Ogden to Chicago—Bedrooms, Roomettes, Compartments Drawing rooms.
 Reclining Seat Coaches.....Victor to Ogden—seats not reserved. Ogden to Chicago—reserved seats (on Train 104). Ogden to Omaha—reserved seats (on Train 104). (Occupancy until 6:30 a.m.)
 Dome Dining Car.....Ogden to Chicago.
 Coffee Shop Lounge Car.....Ogden to Chicago—moderately priced meals and lounge for coach passengers (on Train 104).
NO. 18-6-8—Daily
 No. 18 to Green River; No. 6 to Cheyenne; No. 8 to Omaha; C. M. St. P. & P. No. 20 to Chicago.
 Reclining Seat Coaches.....Portland to Omaha and Chicago—requires car to car change at Cheyenne and Omaha. Seats not reserved.
 Cafe Lounge Car.....La Grande to Green River; Cheyenne to Omaha—moderately priced meal service.
 (See Table F for sleeping car equipment Train 18).
NO. 18-47—PORTLAND ROSE—PARK SPECIAL—DAILY (See Note 1)
 No. 18 to Pocatello; No. 47 to Victor.
 Club Lounge Service.....Portland to Victor.
 Streamlined Sleeping Car.....Portland to Pocatello—6 Sections, 6 Roomettes, 4 Double Bedrooms.
 Pocatello to Victor—10 Roomettes, 6 Double Bedrooms (from Salt Lake).
 Reclining Seat Coaches.....Portland to Pocatello; Pocatello to Victor—seats not reserved.
 Cafe Lounge Car.....La Grande to Pocatello—Moderately priced meal service.

Footnotes for Page 9
 1 Ashton, Idaho is western gateway to Yellowstone National Park. Victor, Idaho is southern gateway to Grand Teton and Yellowstone National Parks. Trains 47 and 48 serve Ashton and Victor during summer season June 19 through August 24.
 2 Conditional stop; see Table 2 or 20. (f) Stops only on signal.
 3 Motor Bus. This service is provided passengers arriving or departing Shoshone and holding through rail tickets to and from Sun Valley or Ketchum, Idaho.

We solicit your kind consideration and cooperation

PLEASE DON'T BE A "NO SHOW." (A "no show" is the person who reserves coach or Pullman accommodations in advance and then fails to cancel out when his plans change.)

So that we may serve you better, please be sure to cancel reservations promptly when it is found you will not use the space you have reserved.

We can then serve you and others better by not having any space go unused.

ST. LOUIS and KANSAS CITY — LOS ANGELES via Denver

Table E: Condensed Schedules All Trains Daily. Includes Westbound (Read Down) and Eastbound (Read Up) schedules for various routes like St. Louis to Los Angeles and Los Angeles to St. Louis. Includes train numbers, departure/arrival times, and fares.

NO. 209-9; 10-210 — Domeliner CITY OF ST. LOUIS — DAILY. Details about train services, including lounge cars, sleeping cars, and coach services between St. Louis and Los Angeles.

NO. 115-116 — Streamliner "LAS VEGAS HOLIDAY" SPECIAL. Special All-Expense Package including buffet meals and coach seat reservation. Consult Agent.

Union Pacific Motor Coach Service TO AND FROM EAST LOS ANGELES, CALIF. The Union Pacific maintains a passenger station at East Los Angeles, from which it operates motor coaches direct to Glendale, Pasadena, Alhambra, San Pedro, Long Beach, Disneyland Hotel, Anaheim, Fullerton, La Habra, Whittier and intermediate points.

ST. LOUIS—KANSAS CITY—PORTLAND— SEATTLE via Denver

Table F: Condensed Schedules All Trains Daily. Includes Westbound (Read Down) and Eastbound (Read Up) schedules for routes like St. Louis to Seattle and Seattle to St. Louis. Includes train numbers, departure/arrival times, and fares.

NO. 17-18 — PORTLAND ROSE — DAILY. Streamlined Sleeping Cars, Reclining Seat Coaches, Cafe Lounge Car. NO. 209-9; 10-210 — Domeliner — CITY OF ST. LOUIS — DAILY. See Table H for equipment between St. Louis and Denver. NO. 105-106 — Domeliner — CITY OF PORTLAND — DAILY. Dome Lounge Car, Streamlined Sleeping Cars, Dome Coach.

NO. 209-9-27; 28-10-210 — Domeliner — CITY OF ST. LOUIS — SAN FRANCISCO OVERLAND — DAILY. Wabash No. 209-210—Kansas City; No. 9-10—Ogden; S. P. No. 27-28—San Francisco. Coach Seat Reversion Charge—See Page 36. Dome Lounge Car, Dome Coach, Reclining Seat, Club Lounge Car, Dining Car.

Passengers use Motor Bus between trainside at Oakland (16th Street) and San Francisco (3rd and Townsend Station) via the Bay Bridge, affording a panoramic view of the San Francisco Bay area.

ST. LOUIS-KANSAS CITY-DENVER

Table H: Condensed Schedules All Trains Daily. Includes Westbound and Eastbound routes with times and stations like St. Louis, Kansas City, and Denver.

Equipment for Table H

NO. 209-9; 10-210 - Domeliner CITY OF ST. LOUIS-DAILY. Wabash 209-210-Kansas City; U. P. 9-10-Denver. Coach Seat Reservation Charge-See Page 36.

DENVER-SALT LAKE CITY

Table J: Condensed Schedules All Trains Daily. Includes Westbound and Eastbound routes with times and stations like Denver, Salt Lake City, and Ogden.

Equipment for Table J

NO. 9-10 - Domeliner CITY OF ST. LOUIS-DAILY. Coach Seat Reservation Charge-See Page 36. Dome Lounge Car Denver-Salt Lake City.

ST. LOUIS-KANSAS CITY-DENVER-SPOKANE

Table K: Condensed Schedules All Trains Daily. Includes Westbound and Eastbound routes with times and stations like St. Louis, Kansas City, Denver, and Spokane.

Equipment for Table K

No. 209-9-105-20; 19-106-10-210 - Domeliner-CITY OF ST. LOUIS-CITY OF PORTLAND. Wabash 209-210-Kansas City; U. P. No. 9-10-Denver; No. 105-106-Hinkle; No. 20-19 Spokane.

Legend for symbols: □ Runs via Cut-Off; not via Cheyenne. ⊗ These lounge cars are for the exclusive use of sleeping car passengers. + Checked baggage not handled to or from station at Kansas City, Kans.

Spokane is the gateway to the great Inland Empire of Washington. See Grand Coulee Dam, the great fruit orchards of Washington, and many scenic attractions.

CHICAGO-ST. LOUIS-KANSAS CITY-DENVER-ASHTON-YELLOWSTONE-VICTOR

Table L: Summer Season All Trains Daily. Includes City of St. Louis Park Special and Park Special City of Los Angeles routes with times and stations like Chicago, St. Louis, Kansas City, Denver, Ashton, and Victor.

105-47 CITY OF PORTLAND-PARK SPECIAL-DAILY. C. M. St. P. & P. No. 105 to Omaha; No. 105 to Pocatello; No. 47 Pocatello to Victor. Club Lounge Service-Chicago to Victor.

209-9-35-47 CITY OF ST. LOUIS-PARK SPECIAL-DAILY. Wabash 209 St. Louis to Kansas City; No. 9 to Ogden; No. 35 to Pocatello; No. 47 to Victor. Club Lounge Service-St. Louis to Victor.

48-36-104 PARK SPECIAL-CITY OF LOS ANGELES-DAILY. No. 48 Victor to Pocatello; No. 36 to Ogden; No. 104 to Chicago; C. M. St. P. & P. east of Omaha. Club Lounge Service-Victor to Chicago.

No. 48-36-10-210 PARK SPECIAL-CITY OF ST. LOUIS-DAILY. No. 48 to Pocatello; No. 36 to Ogden; No. 10 to Kansas City, Wabash, 210 to St. Louis. Club Lounge Service-Victor to St. Louis.

LOS ANGELES-SALT LAKE CITY-ASHTON-YELLOWSTONE-VICTOR-BUTTE

Table O: Condensed Schedules All Trains Daily. Includes Park Special 104-35-47 Summer Service and Park Special 48-36-103 Summer Service routes with times and stations like Los Angeles, Salt Lake City, Ashton, and Victor.

NO. 6-35-BUTTE SPECIAL-DAILY. No. 6 to Salt Lake City; No. 35 to Butte. Streamlined Sleeping Cars-Los Angeles to Salt Lake City-Sections, Bedrooms, Roomettes.

NO. 36-5-BUTTE SPECIAL-DAILY. No. 36 to Salt Lake City; No. 5 to Los Angeles. Streamlined Sleeping Car-Butte to Salt Lake City-6 Sec., 6 Rmte., 4 Dbl. Bdrm.

NO. 35-47 PARK SPECIAL-DAILY (See Note #). No. 35 to Pocatello, No. 47 to Victor. Lounge Car Service-Salt Lake City to Victor.

No. 48-36 PARK SPECIAL-DAILY (See Note #). No. 48 Victor to Pocatello; No. 36 Salt Lake City. Lounge Car Service-Victor to Salt Lake City.

Footnotes for Page 13. (f) Stops only on signal. Operates only during Yellowstone-Grand Teton National Parks season, June 19 through August 24. (C.S.T.) Central standard time, (M.S.T.) Mountain standard time, (P.S.T.) Pacific standard time.

LOS ANGELES—SPOKANE—PORTLAND Via Shoshone(SUNVALLEY)—Boise—Nampa

Table R Condensed Schedules All Trains Daily. Includes routes for Los Angeles (P.S.T.), East Los Angeles, Las Vegas (PT), Salt Lake City (MST), Salt Lake City (M.S.T.), Ogdén, Green River, Green River, Pocatello, Poccatello, Shoshone, Sun Valley, Ketchum, Hinkle, Wallula, Spokane (P.S.T.), and Portland (P.S.T.).

Equipment for Table R. NO. 104-105-(20)—CITIES OF LOS ANGELES—PORTLAND—DAILY. NO. 106-(19)-103—CITIES OF PORTLAND—LOS ANGELES—DAILY. NO. 6-35-11—DAILY. NO. 12-36-5—DAILY.

SALT LAKE CITY—BOISE—PORTLAND—SEATTLE

Table T Condensed Schedules All Trains Daily. Includes routes for Salt Lake City (M.S.T.), Ogdén, Green R.ver., Pocatello, Minidoka, Shoshone, Sun Valley, Ketchum, Shoshone, Boise, Nampa, Huntington (M.S.T.), Huntington (P.S.T.), Baker, La Grande, Pendleton, Portland, Tacoma, and Seattle (P.S.T.).

Equipment for Table T. NO. 104-105-457—CITIES OF LOS ANGELES—PORTLAND—DAILY. NO. 460-106-103—CITIES OF PORTLAND—LOS ANGELES—DAILY. NO. 35-11—DAILY. NO. 12-36—DAILY.

CHICAGO—OMAHA—DENVER—SPOKANE Walla Walla—Lewiston—Moscow—Pullman

Table S Condensed Schedules All Trains Daily. Includes routes for Chicago (C.T.), Omaha (Un.on Pacific), North Platte (C.T.), North Platte (M.T.), Denver, Denver, Pocatello, Boise, Huntington (M. T.), Huntington (P.T.), Pendleton, Hinkle, Spokane, Hinkle, Spokane.

Equipment for Table S. NO. 105—Domeliner CITY OF PORTLAND—DAILY. NO. 20—HINKLE TO SPOKANE—DAILY. NO. 19—SPOKANE TO HINKLE—DAILY. NO. 106—Domeliner CITY OF PORTLAND—DAILY.

Conditional stop; see Table 20. Motor Bus. This service is provided passengers arriving or departing Shoshone and holding thru rail tickets to and from Sun Valley or Ketchum, Idaho. (M.S.T.) Mountain Standard time.

PORTLAND—HINKLE—SPOKANE

Table U All Trains Daily—(Pacific Standard Time). Includes routes for Portland, Hood River, The Dalles, Arlington, Hinkle, Hinkle, Wallula, Wallula, Ayer, Ayer, Marengo, Cheney, Spokane.

Equipment for Table U. NO. 18-20—SPOKANE—DAILY. NO. 19-11—SPOKANE—DAILY.

PORTLAND, TACOMA AND SEATTLE

Table W All Trains Daily. Includes routes for Portland, Ore., Vancouver Wash, Kelso-Longview, Chehalis, Centralia, Tacoma, Tacoma, Seattle.

Equipment for Table W. NO. 457—DAILY Domeliner. NO. 407—DAILY. NO. 459—DAILY.

ASHTON (Yellowstone)—VICTOR (Grand Teton—Yellowstone National Parks)—POCATELLO—PORTLAND

Table Z Summer Season All Trains Daily. Includes routes for Victor (M.S.T.), Ashton, Pocatello, Pocatello, Shoshone, Portland (P.S.T.).

Equipment for Table Z. NO. 48-17—PARK SPECIAL—PORTLAND ROSE—DAILY. NO. 460—DAILY. NO. 408—DAILY. NO. 458—DAILY Domeliner.

Equipment for Table Z. NO. 48-17—PARK SPECIAL—PORTLAND ROSE—DAILY. Lounge Car Service. Streamlined Sleeping Car. Reclining Seat Coaches. Dining Car.

BAGGAGE ALLOWANCE-150 POUNDS. One hundred and fifty (150) pounds of baggage may be checked to destination on each full fare ticket, 75 pounds for each half-fare ticket for only 25 cents for each hand bag, 50 cents for each trunk.

Equipment for Table Z. NO. 48-17—PARK SPECIAL—PORTLAND ROSE—DAILY. Lounge Car Service. Streamlined Sleeping Cars. Reclining Seat Coaches. Dining Car.

Arives, departs Seattle Union Depot. Arrives, departs Seattle King Street Station. Rail station is at Kelso. There is bus service between Kelso and Longview every 20 minutes. Ashton, Idaho is western gateway to Yellowstone National Park. Victor, Idaho is southern gateway to Grand Teton-Yellowstone National Parks.

Chicago and Omaha to Colorado, Utah, California and Pacific Northwest

Table No. 1 The Overland Route		WESTBOUND—Read Down									
Read Down		To Pacific Coast			To Colo.		Local				
MILES	Elevation	Dome-liner City of San Fran. 101 Daily	Dome-liner City of Los Angls. 103 Daily	The Challenger 103 Daily	Dome-liner City of Portland 105 Daily	Dome-liner City of Denver 111 Daily	Train 7 Daily	Train 27 Daily	Standard Time	Local Bus	Mixed 93-353 Daily
0	Chicago (CMSt&P) (CST) Ill. Lv	595	6.00	6.00	6.00	3.00	3.00	7.00	Cent		
37	Elgin " " " " " " " " " "	712	6.45	6.45	6.45	3.45	3.45	7.50			
80	Davis Jct. " " " " " " " " " "	790	7.21	7.21	7.21	4.25	4.25	8.55			
138	Savanna (Dubuque) Ill. " " " " " " " " " "	596	8.28	8.28	8.28	5.28	5.28	10.40			
227	Marion (Cedar Rapids) Iowa " " " " " " " " " "	841	9.56	9.56	9.56	6.54	6.54	1.05			
281	Tama " " " " " " " " " "	820						2.05			
362	Perry " " " " " " " " " "	965	11.57	11.57	11.57	8.53	8.53	3.45			
423	Manilla " " " " " " " " " "	1317						5.30			
484	Council Bluffs " " " " " " " " " "	983						7.05			
488	Omaha Neb. Ar	1033	2.20	2.20	2.20	11.15	11.15	8.10			
0	Omaha (Union Pacific) Neb. Lv	1033	2.45	2.45	2.45	11.35	11.35	10.45			
19	Elkhorn " " " " " " " " " "	1168						M.			
22	Waterloo (Elkhorn River) " " " " " " " " " "	1128						M.			
25	Valley " " " " " " " " " "	1140						M.			
37	Fremont (Named for Gen. Fremont) " " " " " " " " " "	1197	G.	D.	D.	B.	B.	11.35	11.43		
44	Ames " " " " " " " " " "	1231						M.			
52	North Bend " " " " " " " " " "	1276						M.			
59	Rogers " " " " " " " " " "	1312						M.			
66	Schuyler " " " " " " " " " "	1350						M.			
74	Richland " " " " " " " " " "	1401						12.04	12.15		
82	Columbus (44, 46, 47) (Hydro-electric Plant) " " " " " " " " " "	1447	G.	D.	D.			12.49	12.49	12.29	12.38
89	Duncan " " " " " " " " " "	1494						M.			
100	Silver Creek " " " " " " " " " "	1548						M.			
111	Clarks (Grand Poudre Vil., 1803) " " " " " " " " " "	1622						M.			
122	Central City " " " " " " " " " "	1701						f 1.13	1.17		
132	Chapman " " " " " " " " " "	1766						M.			
144	Grand Island (48, 49) " " " " " " " " " "	1864	4.49	4.49	4.49	1.49	1.49	1.40	1.40		
144	Grand Island " " " " " " " " " "	1864	4.50	4.50	4.50	1.50	1.50	1.50	1.55		
152	Alda " " " " " " " " " "	1916						M.			
160	Wood River " " " " " " " " " "	1966						M.			
167	Shelton " " " " " " " " " "	2019						M.			
173	Gibbon " " " " " " " " " "	2061						M.			
186	Kearney 43 " " " " " " " " " "	2149	G.	D.	D.			2.25	2.25	2.32	2.34
196	Odessa " " " " " " " " " "	2222						M.			
202	Elm Creek (Indian Fights, 1867) " " " " " " " " " "	2265						M.			
211	Overton " " " " " " " " " "	2318						M.			
222	Lexington " " " " " " " " " "	2389						M.			
230	Darr " " " " " " " " " "	2451						M.			
236	Cozad " " " " " " " " " "	2487						M.			
248	Gothenburg " " " " " " " " " "	2563						M.			
259	Brady " " " " " " " " " "	2651						M.			
266	Maxwell (Old Ft. McPherson) " " " " " " " " " "	2711						M.			
276	Gannett " " " " " " " " " "	2768						M.			
281	North Platte (No. Platte River former "Buffalo Bill" Ranch, no. 42) " " " " " " " " " "	2802	6.45	6.45	6.45	3.50	3.50	4.30	4.45		
281	North Platte " " " " " " " " " "	2802	Set wa	5.50	5.50	2.55	2.55	3.45	4.00		
294	Hershey " " " " " " " " " "	2903						N.			
298	O'Fallons 42 " " " " " " " " " "	2938						N.			
301	Sutherland " " " " " " " " " "	2998						N.			
313	Paxton " " " " " " " " " "	3058						N.			
328	Roscoe " " " " " " " " " "	3106						N.			
332	Ogallala " " " " " " " " " "	3213						N.			
341	Brule " " " " " " " " " "	3288						N.			
351	Big Springs " " " " " " " " " "	3369						N.			
363	Julesburg 17 (Indian Battle) Colo. Ar	3467				f 4.10	f 4.10	f 5.13	5.30		
363	Julesburg (1865-76) " " " " " " " " " "	3467				f 4.11	f 4.11	f 5.13	5.30		
378	Chappell " " " " " " " " " "	3695						N.			
387	Lodge Pole " " " " " " " " " "	3831						N.			
394	Sunol " " " " " " " " " "	3925						N.			
408	Sidney " " " " " " " " " "	4061	7.33	7.33	7.33			6.00	6.15		
408	Sidney (Lookout Station, old) " " " " " " " " " "	4061	7.34	7.34	7.34			6.10	6.25		
424	Potter (Ft. Sidney north) " " " " " " " " " "	4387						N.			
433	Dix " " " " " " " " " "	4561						N.			
442	Kimball—See Note □ " " " " " " " " " "	4706						6.53	7.10		
454	Bushnell " " " " " " " " " "	4896						N.			
464	Pine Bluffs (Neb.-Wyo. State Line) Wyo. " " " " " " " " " "	5047						N.			
476	Egbert 42 " " " " " " " " " "	5286						N.			
480	Burns " " " " " " " " " "	5455						N.			
487	Hillsdale (Rocky Mts. to South) " " " " " " " " " "	5638						N.			
493	Durham " " " " " " " " " "	5638						N.			
507	Cheyenne (Capital of Wyo. Fort Warren) " " " " " " " " " "	6060	9.20	9.20	9.20			8.15	8.30		

Advance Coach Seat Reservations Required on All STREAMLINERS and DOMELINERS
City of San Francisco, No. 101
City of Los Angeles, No. 103
The Challenger, No. 103
City of Portland, No. 105
City of Denver, No. 111
City of St. Louis, No. 209-9

Special Coach Seat Reservation Charge on City of Los Angeles, City of San Francisco, City of St. Louis and on The Challenger. See Page 36.

Railroad Transfer Service
PASSENGERS—BAGGAGE
CHICAGO, ILL.
THERE IS NO EXTRA CHARGE FOR TRANSFERRING BETWEEN CHICAGO STATIONS

The transfer coupon on your through ticket entitles you to a transfer of luggage and a comfortable ride in a railroad transfer service temperature controlled coach from your incoming Chicago train to your outgoing station at no extra cost.

SPECIAL LUGGAGE CHECKING SERVICE

If you have three hours or more between trains, you can give your luggage to the railroad transfer service agent upon arrival, before boarding coaches, and pick it up at the parcel room of the outgoing station. The charge will be the usual parcel room checking fee, plus 25 cents.

ASK ANY RAILROAD TICKET AGENT OR CONDUCTOR ABOUT THE RAILROAD TRANSFER SERVICE

NOTE □—There is bus service between Kimball and Gering, Harrisburg and Scottsbluff, Neb. On arrival Kimball consult local bus agent about bus schedules.

HALF-FARE Family Fare Tickets can be used for starting trips on Mondays, Tuesdays, Wednesdays and Thursdays.
Good in sleeping cars or in coaches. Can be used for return any day of week.

For equipment, see pages 6 to 15, inclusive. For explanation of reference marks, see page 17.

Chicago and Omaha to Colorado, Utah, California and Pacific Northwest

Table No. 1 The Overland Route		WESTBOUND—Read Down									
Read Down		To Pacific Coast			To Colo.		Local				
MILES	Elevation	Dome-liner City of San Fran. 101 Daily	Dome-liner City of Los Angls. 103 Daily	The Challenger 103 Daily	Dome-liner City of Portland 105 Daily	Dome-liner City of St. Louis 9 Daily	Train 7-5 Daily	Train 27 Daily	Portland Rose 17 Daily	Portland Rose 17 Daily	
507	Cheyenne 30, 42... Wyo. Lv	6060	9.30	9.30	9.30			9.20	8.55	9.20	
516	Borie " " " " " " " " " "	6561									
526	Granite Canon " " " " " " " " " "	7315									
534	Buford " " " " " " " " " "	7862									
538	Sherman (Highest Point en route) " " " " " " " " " "	8013									
540	Dale (Rocky Mts. to south) " " " " " " " " " "	7921									
545	Hermosa (Laramie Basin) " " " " " " " " " "	7899									
555	Red Buttes " " " " " " " " " "	7313									
563	Laramie 33... State Uni. Ar	7151	10.49	10.49	10.49	10.54	11.10	10.45	10.25	10.45	
563	Laramie... Snowy Range Wyo. Lv	7151	10.50	10.50	10.50	10.55	11.25	10.55		10.55	
583	Bosler " " " " " " " " " "	7037									
588	Cooper Lake (Laramie Peak) " " " " " " " " " "	7125									
591	Lookout (45 miles north) " " " " " " " " " "	7079									
596	Harper " " " " " " " " " "	6910									
603	Rock River " " " " " " " " " "	6969									
606	Wilcox " " " " " " " " " "	6564									
620	Medicine Bow " " " " " " " " " "	6613									
624	Calvin " " " " " " " " " "	6712									
630	Como " " " " " " " " " "	6775									
640	Hanna (Coal Mines) " " " " " " " " " "	6927									
645	Percy (Elk Mt. 15 miles south) " " " " " " " " " "	6624									
659	Walcott (St. Mary Ph. no.) " " " " " " " " " "	6511									
665	Ft. Steele (No. Platte River) " " " " " " " " " "	6586									
673	Sinclair (Large oil refinery) " " " " " " " " " "	6747	12.36	12.36	12.36	12.49	1.15	12.55		12.55	
680	Rawlins... State Penitentiary Ar	6747	12.37	12.37	12.37	12.50	1.20	1.05		1.05	
698	Riner " " " " " " " " " "	6756									
703	Cherokee " " " " " " " " " "	6831									
709	Creston (Continental Divide) " " " " " " " " " "	7107									
721	Wamsutter " " " " " " " " " "	6709									
737	Tipton " " " " " " " " " "	7001									
744	Table Rock (Table Rock so.) " " " " " " " " " "	6843									
754	Bitter Creek (Oil Fields) " " " " " " " " " "	6699									
763	Black Buttes " " " " " " " " " "	6616									
768	Hallville " " " " " " " " " "	6561									
774	Point of Rocks " " " " " " " " " "	6509									
786	Salt Wells (Aspen Mts. to so.) " " " " " " " " " "	6374									
799	Rock Springs (Coal Mines) " " " " " " " " " "	6263	2.24	2.24	2.24	2.37		3.05		3.05	
807	Kanda... Picturesque " " " " " " " " " "	6209									
814	Green River (Buttes Water flows to Gulf of Calif.) " " " " " " " " " "	6083	2.50	2.50	2.50	3.05	3.25	3.35		3.35	
814	Green River (Utah Range to southwest) " " " " " " " " " "	6083	3.00	3.00	3.00	3.15	3.35	4.05		4.30	
822	Peru " " " " " " " " " "	6388									
827	Bryan " " " " " " " " " "	61									

California, Pacific Northwest, Utah and Colorado to Omaha and Chicago

Table No. 2 The Overland Route EASTBOUND—Read Down. Includes columns for Miles, City of San Francisco, City of Los Angeles, The Challenger, City of Portland, Train 6-8, Train 28, City of St. Louis, and Portland Rose 18. Lists various stations from San Francisco to Cheyenne.

Footnotes for Table 2

- Between Laramie and Omaha No. 28 carries only a rider coach for passengers; no sleeping car, no dining car.
See Page 32 for motor bus connections with U. P. trains at Omaha, Fremont, Columbus and Grand Island.
Limited handling of checked baggage on this train; consult agent.
Stops only on signal.
Stops to let off paying passengers from Denver and beyond or to take paying passengers for Omaha or beyond.
Stops to let off paying passengers from Cheyenne or beyond; also to take for Omaha or beyond.
Stops to let off paying passengers from Cheyenne or beyond.
Stops to let off paying passengers from Reno or beyond.
Stops to let off paying passengers from points beyond Savanna.
Stops to let off paying passengers from west of Ogden; also to take paying passengers for Denver or beyond.
Stops to let off paying passengers from Hampshire; also from Savanna or beyond.
Stops to let off paying passengers from San Bernardino or beyond.
Stops to let off revenue passengers from Ogden or beyond.
Stops to take or let off paying passengers.
Stops to let off paying passengers from Granger or beyond; also to take paying passengers for Denver or beyond.
Stops to let off paying passengers from Denver or beyond; also to take for Chicago.
Mileage shown on mile posts is from Council Bluffs. See General Information, Page 2.

Advance Coach Seat Reservations Required on ALL STREAMLINERS and DOMELINERS

- City of San Francisco, No. 102
City of Los Angeles, No. 104
The Challenger, No. 104
City of Portland, No. 106
City of Denver, No. 112
City of St. Louis, No. 10-210

Special Coach Seat Reservation Charge on City of Los Angeles, City of San Francisco, City of St. Louis and on The Challenger.

See Page 36.

For equipment, see pages 6 to 15, inclusive.

California, Pacific Northwest, Utah and Colorado to Omaha and Chicago

Table No. 2 (Continued) The Overland Route EASTBOUND—Read Down. Includes columns for Miles, City of San Francisco, City of Los Angeles, The Challenger, City of Portland, City of Denver, Train 8, Train 28, and Mixed 354-94. Lists stations from Cheyenne to Chicago.

Free Side Trip to Hoover Dam and Lake Mead

No charge made for bus tour from Las Vegas to Hoover Dam-Lake Mead and return to Las Vegas when issued in connection with through railroad ticket routed via Union Pacific all the way in either direction between Omaha, Nebr., or Kansas City, Mo., and Southern California; or Huntington, Ore., and Southern California. On all other tickets, the side trip from Las Vegas to Boulder City, Hoover Dam, Lake Mead and return to Las Vegas, costs \$2.65 plus tax.

Write Union Pacific Railroad, Dept. H, Omaha 2, Nebr., for

FREE COPY of Union Pacific folder map describing and illustrating in color, Hoover Dam, Las Vegas and the Lake Mead Recreation Area.

Name
Street
City

When Away From Home...

... remember this symbol of help for all travelers and newcomers in trouble. You will find the Travelers Aid lamp in all major rail terminals. Travelers Aid is a social service supported by voluntary contributions through Community Chests and United Funds.



Along the UNION PACIFIC route Travelers Aid is in—

- Kansas City
Chicago
Denver
Long Beach
Portland
Ogden
Los Angeles
Spokane
Omaha
Salt Lake City
St. Louis

Family Travel Plan Tickets can be used for starting trips on Mondays, Tuesdays, Wednesdays and Thursdays.

Good in sleeping cars or in coaches.

Can be used for return any day of week.

For equipment, see pages 6 to 15, inclusive.

For explanation of reference marks see page 18.

Between Chicago, Omaha, Denver, Ogden, Salt Lake City and Los Angeles

Main table for Table No. 3 'The Overland Route' showing train schedules, fares, and routes between Chicago, Omaha, Denver, Ogden, Salt Lake City, and Los Angeles.

Low Family Fares can be used for starting trips on Mondays, Tuesdays, Wednesdays and Thursdays. Good in sleeping cars and coaches. Can be used for return any day of week.

For equipment, see pages 6 to 15, inclusive.

Travel by Train relieves you of Highway Hazards, and assures you of a place to eat and sleep

Between Chicago, Omaha, Denver, Ogden, Salt Lake City and Los Angeles

Table No. 3 (Continued) 'The Overland Route' showing Pacific Standard Time, elevations, and detailed train schedules for various routes.

See tables 7, 8 and 9 on this page, for more complete motor bus schedules to and from East Los Angeles.

Table No. 5 'Mountain Standard Time' showing schedules for Salt Lake City - Provo - Lyndyl routes.

Table No. 7 'Pacific Time' showing schedules for East Los Angeles - Pasadena - Glendale routes.

Table No. 8 'Pacific Time' showing schedules for East Los Angeles - Long Beach - San Pedro routes.

Table No. 9 'Pacific Time' showing schedules for East Los Angeles - Whittier - Anaheim routes.

Table No. 6 'Mountain Standard Time' showing schedules for Salt Lake City - Lund - Cedar City - Los Angeles routes.

Table No. 10 'Pacific Time' showing schedules for Las Vegas - Boulder City - Hoover Dam - Lake Mead routes.

Table No. 11 showing schedules for Las Vegas - Phoenix - Tucson routes.

Motor bus between Lund and Cedar City, gateway to Zion, Bryce Canyon, Grand Canyon National Parks.

For equipment, see pages 6 to 15 inclusive.

For explanation of reference marks in table 3, see page 20; in tables 5 to 11, see top of this page.

Between Chicago, Omaha, Denver, Ogden and San Francisco

Table No. 14 The Overland Route. WESTBOUND—Read Down and EASTBOUND—Read Up. Includes train numbers, departure/arrival times, and elevations for routes between Chicago, Omaha, Denver, Ogden, and San Francisco.

Footnotes for Page 22

- (f) Stops only on signal.
Via Cut-off; not via Cheyenne.
Limited handling of checked baggage on these trains; consult agent.
See tables 24 and 30 for service between St. Louis, Kansas City, Denver and Cheyenne.
See table 31 for service between Ogden and Salt Lake City.
Between Omaha and Laramie Nos. 27 and 28 carry only a rider coach for passengers; no dining car; no sleeping car. Coach seat reservation charge between Laramie and San Francisco.
Leaves and arrives from Third Street station.
(C.S.T.) Central standard time.
(M.S.T.) Mountain standard time.
(P.S.T.) Pacific standard time.
Mileage shown on mile posts is from Council Bluffs. See General Information, page 2.
Stops on flag to entrain pay passengers for Reno or beyond; also detrain from Ogden or beyond.
Stops on flag to entrain pay passengers for Sacramento or beyond; also detrain from Ogden or beyond.
Stops on flag to detrain pay passengers for Reno or beyond; also detrain from Elko or beyond.
Stops on flag to entrain pay passengers for Berkeley or beyond; also detrain from Reno or beyond.
Stops on flag to entrain pay passengers for Reno or beyond; also detrain pay passengers from Berkeley or beyond.
Stops on flag to entrain pay passengers for Ogden or beyond; also detrain from Sacramento or beyond.
Stops on flag to entrain pay passengers for Ogden or beyond; also detrain from Reno or beyond.
Stops on flag to entrain pay passengers for Elko or beyond; also detrain from Reno or beyond.
W. W. G. L. connecting Bus leaves Sacramento at 10:05 A.M. for San Joaquin Valley Points.

San Francisco, Sacramento and Los Angeles (Via Southern Pacific)

Table No. 15 and Table No. 16. Via Valley Line and Via Coast Line. Includes train numbers, departure/arrival times, and elevations for routes between San Francisco, Sacramento, and Los Angeles.

For equipment, see pages 6 to 15, inclusive.

Between Chicago, Omaha and Denver

Table No. 17 The Overland Route. WESTBOUND—Read Down and EASTBOUND—Read Up. Includes train numbers, departure/arrival times, and elevations for routes between Chicago, Omaha, and Denver.

Denver—La Salle—Greeley—Ft. Collins

Table No. 18. 111 Daily, 10 Daily, 9 Daily, 112 Daily. Includes train numbers, departure/arrival times, and elevations for routes between Denver, La Salle, Greeley, and Ft. Collins.

Denver—Ft. Collins

Colorado Motor Way—Daily Bus Service—Rail Tickets Honored. Includes train numbers, departure/arrival times, and elevations for routes between Denver and Ft. Collins.

For schedules east of Denver and west of Greeley, see Tables 24 and 30.
Operates via 18th Street and Rail Station in Denver.
Operates via Rail Station in Denver on request.

Footnotes for Page 23

- A No. 111 stops to take paying passengers for Denver or beyond; also to let off paying passengers from Omaha or beyond. No. 112 stops to take paying passengers for Omaha or beyond or to let off paying passengers from Denver or beyond.
Regular bus service only during Park summer season.
Stops to take paying passengers for Denver; also to let off from Chicago.
Upon advance arrangement with agent at La Salle, and upon payment of regular local cab fare, Yellow Cab Co. will meet all trains at La Salle for transfer to and from Greeley.
See page 32 for motor bus connections with U. P. trains at Omaha, Fremont, Columbus and Grand Island.
Stops to let off paying passengers from Denver; also to take for Chicago.
Nos. 111 and 112 stop at Fort Morgan to take or let off paying passengers to or from points where these trains are regularly scheduled to stop.
Northland Greyhound bus between La Salle and Cheyenne on which tickets reading via Union Pacific will be honored.
Tickets reading via Union Pacific Railroad will be honored on these F. W. G. Bus Company buses between Fort Collins and Greeley. Tickets reading via Union Pacific between Fort Collins and Omaha, or between Fort Collins and Denver, will be honored on Colorado Motorway buses between Fort Collins and Denver.
Mileage shown on mile posts is from Council Bluffs. For explanation see Page 2. Time from 12:01 midnight to 12:00 noon is in light face type.
Time from 12:01 noon to 12:00 midnight shown in heavy face type. Where no time shown, trains do not stop, except as indicated by reference marks.

NOW 3 Dome Cars on the "CITY OF DENVER"



OVERNIGHT between CHICAGO-DENVER

The "City of Denver" now features the only Dome dining car between Chicago and Denver. In addition, there's a Dome lounge car and a Dome coach. Pullman equipment is the finest and reserved coach seats have stretch-out leg rests. For relaxation, scenic enjoyment, wonderful meals and all-night comfort, ride the "City of Denver."

UNION PACIFIC RAILROAD

For equipment, see page 7.

Between Chicago, Omaha and Spokane, Portland, Tacoma and Seattle

Table No. 20 The Overland Route. WESTBOUND-Read Down and EASTBOUND-Read Up. Includes routes from Chicago to Huntington (M.S.T.) and various intermediate stops like Omaha, Cheyenne, and Pocatello.

Footnotes for Pages 24 and 25

- Motor bus. This service is provided passengers arriving or departing Shoshone and holding through rail tickets to and from Sun Valley or Ketchum, Idaho.
Connecting Sleeping Car service through Ashton to and from Victor during park summer season from June 19 to August 24.
Via Ogden, thence No. 104 to Chicago.
No. 17 originates at Kansas City, Mo. and No. 18 terminates there. Nos. 7 and 6-8 from and to Omaha connect with Nos. 17 and 18 at Cheyenne.
Nos. 11 and 12 run between Pocatello and Portland and carry through coach between Salt Lake City and Portland, also sleeping-car between Salt Lake City and Nampa, both in connection with Trains 35 and 36 between Salt Lake City and Pocatello.
Runs via Denver and Cut-off, not via Cheyenne.
Daily.
Stops only on signal.
Stops to let off paying passengers from Tacoma and beyond; also to take for Vancouver and beyond.
Stops to take paying passengers for Wallula or beyond.
Stops to take paying passengers for Green River and beyond; also to let off from Pocatello and beyond.
Stops to take paying passengers for Vancouver and beyond.
Stops to let off paying passengers from Green River and beyond; also to take for Pocatello and beyond.
Stops to let off paying passengers from Pocatello or beyond.
Stops to take on paying passengers for Pocatello or beyond.
No. 105 stops to let off paying passengers from Omaha, Denver or beyond and to take paying passengers for Portland, Spokane or beyond and to take paying passengers for Denver, Omaha or beyond.
Stops to take paying passengers for Pocatello, Ogden or beyond; also to let off from Huntington and beyond.
Stops to let off paying passengers from Vancouver and beyond; also to take for Tacoma, Seattle and beyond.
Stops to let off paying passengers from Portland and beyond on Tuesdays only.
For service between St. Louis, Denver and Cheyenne, see tables 24 and 30.
Stops to let off paying passengers from Ogden, Pocatello, and beyond; also to take for Huntington and beyond.
(Continued on next page)

For equipment, see pages 6 to 15, inclusive.

Between Chicago, Omaha and Spokane, Portland, Tacoma and Seattle

Table No. 20 (Continued) The Overland Route. WESTBOUND-Read Down and EASTBOUND-Read Up. Includes routes from Huntington to Portland and various intermediate stops like Spokane, Hinkle, and Dalles.

Footnotes for Pages 24 and 25

- (Continued from page 24)
Stops to let off paying passengers from Vancouver and beyond; also to take for points beyond Seattle.
Stops to let off paying passengers from Spokane and East.
Daily except Sundays and holidays.
Trains 407, 408, 457 and 460 carry passengers to and from East Olympia and Portland and Seattle. Bus service is only between East Olympia and Olympia, and operates daily to and from U.P. or N.P. station at Olympia. Bus will handle only hand baggage for passengers. No checked baggage is handled on Sundays or holidays.
Union Pacific rail tickets to or from certain stations (consult agent) are honored on Harbor Lines, Inc., buses operating over public highway only through towns where time is shown.
Mileage shown on mile posts is from Council Bluffs. See General Information, Page 2.

Between Portland, Tacoma and Seattle

Table No. 20A Continued Pacific Standard Time. Includes routes between Portland, Tacoma, and Seattle with various stops like Vancouver, Ridgefield, and Kelso-Longview.

Portland-Olympia-Aberdeen-Hoquiam

Table No. 21 (Pacific Standard Time). Includes routes between Portland, Olympia, Aberdeen, and Hoquiam with various stops like East Olympia and Nisqually.



Serving thirteen western states with the finest in travel comfort and dependable freight service

For equipment, see pages 6 to 15, inclusive. For explanation of reference marks, see page 24.

Between St. Louis, Kansas City, Topeka, Salina and Denver

Table No. 24 The Overland Route (Central Standard Time) and Table No. 25 Junction City - Concordia (Central Time). Includes routes for Westbound and Eastbound with passenger and dome-liner services.

Checked baggage not handled to or from station at Kansas City, Kans.

Between Denver, Cheyenne and Salt Lake City

Table No. 30 The Overland Route (Mountain Standard Time) and Table No. 26 Solomon - Beloit (Central Time). Includes routes for Westbound and Eastbound with motor bus and dome-liner services.

Bus departures from Denver, shown above, are from up-town Bus Station. They do not stop at the Denver Railway Union Depot.

Bus arrivals at Denver, shown above, are at up-town Bus Station. Buses do not stop at the Denver Railway Union Depot.

Distance between Denver and Salt Lake City via cut-off is 613 miles; via Cheyenne is 625 miles.

Between Ogden and Salt Lake City

Table No. 31 (Mountain Time) and Table No. 27 Kansas City - Salina - McPherson (Central Time). Includes routes for Westbound and Eastbound with motor bus services.

Coach Seat Reservation Charge on Nos. 9 and 103 See Page 36

Coach Seat Reservation Charge on Nos. 10 and 104 See Page 36

Echo - Coalville - Park City

Table No. 32 (Mountain Time) and Table No. 28 Kansas City - Salina - Plainville - Oakley (Central Time). Includes routes for Westbound and Eastbound with motor bus services.

Laramie - Centennial - Coalmont

Table No. 33 (Mountain Time) and Table No. 26 Solomon - Beloit (Central Time). Includes routes for Westbound and Eastbound with motor bus services.

Walcott - Saratoga - Encampment

Table No. 34 (Mountain Time). Includes routes for Westbound and Eastbound with motor bus services.

Footnotes for Pages 26 and 27. Includes notes for passenger services, freight, and specific route details.

Between Salt Lake City, Ogden, Pocatello, Ashton—Yellowstone, Victor and Butte

Table No. 36 The Overland Route. WESTBOUND—Read Down. EASTBOUND—Read Up. Cache Junction—Logan—Preston. Ogden—Brigham—Malad. Salt Lake—Ashton—Yellowstone (Summer Season). Salt Lake—Idaho Falls—Ashton—Victor.

SEE TABLE O FOR SLEEPING CAR EQUIPMENT. Footnotes for Page 28.

- (f) Stops only on signal. † Daily except Sunday. A Stops to take on or to let off paying passengers. E Stops to let off paying passengers; also to take for Idaho Falls or beyond. H Stops to take paying passengers; also let off from Idaho Falls or beyond.

Union Pacific Branch Lines

Omaha—North Platte—So. Torrington

Table No. 42. Mixed 97, 93, 94, 98. Mountain Time. Omaha Neb. Ar. North Platte Ar. So. Torrington Nv.

Kearney—Stapleton

Table No. 43. Mixed 95, 196, 96. Central Time. Kearney 1, 2 Neb. Ar. Riverdale Ar. Amherst Ar. Miller Ar. Sumner Ar. Eddyville Ar. Oconto Ar. Callaway Ar. Arnold Ar. Hoagland Ar. Gandy Ar. Stapleton Neb. Lv.

Columbus—Norfolk

Table No. 44. Motor Bus, Motor Bus, Motor Bus. Central Time. Columbus Neb. Ar. Oconee Ar. Platte Center Ar. Humphrey Ar. Madison Ar. Norfolk Neb. Lv.

- * Daily. † Sunday only. ‡ Daily except Sundays and Holidays. Local freight with combination coach-baggage car. Local freight with caboose only. Rail tickets between Hastings and Grand Island honored on Yellow Diamond Lines buses. See table No. 90.

Central City—Valparaiso

Table No. 45. Central Time. Central City Neb. Ar. Heber Ar. Hordeville Ar. Polk Ar. Stromsburg Ar. Osceola Ar. Shelby Ar. Rising City Ar. David City Ar. Brainard Ar. Valparaiso Ar.

Columbus—Spalding

Table No. 46. Mixed 79, 80. Central Time. Columbus Neb. Ar. Oconee Ar. Monroe Ar. Genoa Ar. Fullerton Ar. Belgrade Ar. Cedar Rapids Ar. Primrose Ar. Spalding Ar.

Columbus—Albion

Table No. 47. Mixed 81, 82. Central Time. Columbus Neb. Ar. Oconee Ar. Monroe Ar. Genoa Ar. St. Edward Ar. Albion Ar.

Grand Island—Ord

Table No. 48. Central Time. Grand Island Neb. Ar. St. Libory Ar. St. Paul Ar. Elba Ar. Cotesfield Ar. Scotia Ar. North Loup Ar. Ord Neb. Lv.

Grand Island—Loup City

Table No. 49. Central Time. Grand Island Neb. Ar. St. Paul Ar. Dannebrog Ar. Boelus Ar. Rockville Ar. Loup City Ar.

Lawrence—Leavenworth

Table No. 50. Central Time. Lawrence Kan. Ar. Tonganoxie Ar. Lansing Ar. Cochrane Ar. Leavenworth Ar.

Table No. 44. Motor Bus, Motor Bus, Motor Bus. Central Time. Columbus Neb. Ar. Oconee Ar. Platte Center Ar. Humphrey Ar. Madison Ar. Norfolk Neb. Lv.

- H Mondays, Wednesdays and Fridays only. D Wednesdays and Fridays only. E Tuesdays, Thursdays, and Saturdays only. K Freight service only. On days livestock is to be carried, train No. 82 runs about one-half hour later than schedule shown. Stops on signal. Center Service Bus Lines—Rail tickets honored.

Topeka—Marysville—Grand Island

Table No. 52. Central Time. Topeka Kan. Ar. Menoken Ar. Grove Ar. Delia Ar. Emmett Ar. Alkens Ar. Onaga Ar. Lillis Ar. Sullivan Ar. Frankfort Ar. Winifred Ar. Carden Ar. Marysville Ar. Marysville Ar. Herkimer Ar. Bremen Ar. Hanover Ar. Hollenberg Ar. Steele City Neb. Ar. Endicott Ar. Fairbury Ar. Alexandria Ar. Belvidere Ar. Carleton Ar. Davenport Ar. Edgar Ar. Fairfield Ar. Glenvil Ar. Hastings Ar. Hansen Ar. Doniphan Ar. Grand Island Ar.

St. Joseph—Marysville

Table No. 53. Central Time. St. Joseph Mo. Ar. Elwood Kan. Lv. Wathena Ar. Blair Ar. Troy Ar. Severence Ar. Leona Ar. Robinson Ar. Hiawatha Ar. Hamlin Ar. Morrill Ar. Sabetha Ar. Oneta Ar. Seneca Ar. Baileyville Ar. Axtell Ar. Summit Ar. Beattie Ar. Home Ar. Marysville Ar.

SHIP and TRAVEL UNION PACIFIC

Union Pacific Branch Lines

Blackfoot — Aberdeen — Mackay

Table No. 56 (Mountain Time) listing stations from Blackfoot to Mackay with departure and arrival times.

Idaho Falls — Orvin — St. Anthony

Table No. 57 (Mountain Time) listing stations from Idaho Falls to St. Anthony with departure and arrival times.

Idaho Falls — Ucon — St. Anthony

Table No. 58 (Mountain Time) listing stations from Idaho Falls to St. Anthony with departure and arrival times.

Minidoka — Twin Falls — Buhl — Wells

Table No. 60 (Mountain Time) listing stations from Minidoka to Wells with departure and arrival times.

Table No. 61 (Mountain Time) listing stations from Minidoka to Wells with departure and arrival times.

Minidoka — Rupert — Bliss

Table No. 61 (Mountain Time) listing stations from Minidoka to Bliss with departure and arrival times.

Burley — Declo

Table No. 62 (Mountain Time) listing stations from Burley to Declo with departure and arrival times.

Nyssa — Homedale — Marsing

Table No. 64 (Mountain Time) listing stations from Nyssa to Marsing with departure and arrival times.

Richfield — Hill City

Table No. 65 (Mountain Time) listing stations from Richfield to Hill City with departure and arrival times.

Nampa — Emmett — McCall

Table No. 67 (Mountain Time) listing stations from Nampa to McCall with departure and arrival times.

Caldwell — Wilder

Table No. 68 (Mountain Time) listing stations from Caldwell to Wilder with departure and arrival times.

Shoshone — Ketchum — Sun Valley

Table No. 69 (Mountain Time) listing stations from Shoshone to Sun Valley with departure and arrival times.

Ontario — Vale and Brogan Vale — Crane and Burns

Table No. 70 (Mountain Time) listing stations from Ontario to Burns with departure and arrival times.

Table No. 71 (Mountain Time) listing stations from Ontario to Burns with departure and arrival times.

Payette — Emmett

Table No. 71 (Mountain Time) listing stations from Payette to Emmett with departure and arrival times.

Portland — La Grande — Joseph

Table No. 72 (Pacific Time) listing stations from Portland to Joseph with departure and arrival times.

Weiser — New Meadows

Table No. 73 (Mountain Time) listing stations from Weiser to New Meadows with departure and arrival times.

Portland and Spokane Short Line

See Page 32 for additional bus service. Rail tickets honored. See Table W for sleeping car equipment.

Table No. 74 (Pacific Time) listing stations from Portland to Spokane with departure and arrival times.

Walla Walla — Wallula

Table No. 75 (Pacific Time) listing stations from Walla Walla to Wallula with departure and arrival times.

Ayer — Spokane

See Page 32 for bus service. Rail tickets honored.

Table No. 76 (Pacific Time) listing stations from Ayer to Spokane with departure and arrival times.

Colfax — Moscow

See Page 32 for bus service. Rail tickets honored.

Table No. 76a (Pacific Time) listing stations from Colfax to Moscow with departure and arrival times.

Union Pacific Branch Lines

Ayer — Lewiston

See Page 32 for supplemental bus service. Rail tickets honored.

Table No. 77 (Pacific Time) listing stations from Ayer to Lewiston with departure and arrival times.

Spokane — Tekoa — Wallace

Table No. 79 (Pacific Time) listing stations from Spokane to Wallace with departure and arrival times.

Hinkle — Yakima

See Page 32, Table 84a, for bus service. Rail tickets honored.

Table No. 78 (Pacific Time) listing stations from Hinkle to Yakima with departure and arrival times.

Footnotes for Page 31

Western Greyhound Lines. Rail tickets honored. Daily except Sunday. Stops to let off paying passengers from Hinkle or beyond. Freight service only. Time from 12:01 midnight to 12:00 noon shown in light face type. Time from 12:01 noon to 12:00 midnight shown in heavy face type. Figures opposite junction points refer to tables showing diverging trains.

GIVE TO CONQUER CANCER

AMERICAN CANCER SOCIETY

Footnotes for Page 30

- Daily. (f) Stops only on signal. K Freight service only. Northwest Greyhound Lines daily bus—Rail tickets honored. Local freight with caboose only. Mountain Time is used on this U. P. branch line, but trains to and from Wells, Nevada on the Southern Pacific main line use Pacific Time.

Connecting Bus Service

Pendleton — Walla Walla — Lewiston — Pullman — Moscow — Colfax — Spokane

Table No. 84 (Pacific Time)

Table with columns for Bus Daily No., Bus No., and destinations including Pendleton, Walla Walla, Lewiston, Pullman, Moscow, Colfax, and Spokane.

Pendleton—Walla Walla—Yakima

Table No. 84a (Pacific Time)

Table with columns for U.P. Train, Bus No., and destinations including Pendleton, Walla Walla, and Yakima.

The Dalles — Bend

Table No. 86 (Pacific Time)

Table with columns for Motor Bus No., Bus No., and destinations including The Dalles, Biggs Junction, Moro, Grass Valley, Maupin, Madras, Terrebonne, and Bend.

Western Greyhound Lines—Rail tickets honored. Pacific Trailways—Rail tickets honored. Capitol Stages—Rail tickets honored. (H.S.) Highway Stop. (f) Stops only on signal. Buses use bus stations at Fremont and Lincoln, not railroad depots.

Fremont — Lincoln

Table No. 88 (Central Time)

Table with columns for Motor Bus Daily and destinations including Fremont and Lincoln.

Columbus — Lincoln

Table No. 89 (Central Time)

Table with columns for Motor Bus Daily and destinations including Columbus and Lincoln.

Grand Island — Hastings

Via Yellow Diamond Lines—Rail Tickets Honored

Table No. 90 (Central Time)

Table with columns for Motor Bus Daily and destinations including Grand Island, Doniphan, Hansen Corner, and Hastings.

Lincoln — Omaha (Rail Tickets Honored)

Table No. 91 (Central Time)

Table with columns for Motor Bus Daily and destinations including Lincoln and Omaha.

Connections at Omaha

Table with columns for destinations including Omaha, Manilla, Sioux Falls, Sioux City, Perry, Marion (Cedar Rapids), Savanna (Dubuque), Elgin, and Chicago.

Table with columns for destinations including Omaha, Des Moines, St. Paul, Minneapolis, Davenport, Rock Island, and Chicago.

Table with columns for destinations including Omaha, St. Joseph, Kansas City, and Chicago.

Connections at Kansas City

Table with columns for destinations including Kansas City, Des Moines, Dodge Center, St. Paul, and Minneapolis.

Table with columns for destinations including Kansas City, Fort Smith, Shreveport, New Orleans, Lake Charles, Beaumont, and Port Arthur.

Table with columns for destinations including Kansas City, Chicago, and Frisco Lines.

Table with columns for destinations including Kansas City, Des Moines, St. Paul, and Minneapolis.

Table with columns for destinations including Kansas City, Quincy, and Chicago.

Table with columns for destinations including Kansas City, Sedalia, Jefferson City, and St. Louis.

Connections at Denver

Table with columns for destinations including Denver, Colorado Springs, Pueblo, Canon City, Greenwood Sprgs., Grand Junction, Thompson, Provo, and Salt Lake City.

For explanation of reference marks, see page 34.

Connections at Portland

Table with columns for No 9-58 Shasta, No 11-52 Cascade, Southern Pacific, No 51-12 Cascade, No 57-10 Shasta. Rows include Portland (So. Pac.), Salem, Eugene, Klamath Falls, Davis, Sacramento (Bus), Martinez (So. Pac.), Oakland (16th St.), San Francisco (3rd Townsend), Martinez, Fresno, Los Angeles.

Connections at Seattle

Table with columns for 358, 360, Great Northern, 357, 359. Rows include Seattle, Edmonds, Everett, Bellingham, New Westminister, B.C., Vancouver.

Connections at Salt Lake City

Table with columns for 17, Western Pacific, 18. Rows include Salt Lake City, Sacramento (P.T.), Stockton, Oakland, San Francisco (P.T.).

Connections at Spokane and Butte

Table with columns for 2-Bus, 26, N. P., 25, Bus-1, Bus-2, 26, N. P., 25, 1-Bus, 16, The Milwaukee Road, 15. Rows include Spokane, Missoula, Helena (State Capital), Butte, Bozeman, Livingston, Billings, Miles City, Dickinson, Bismarck, Spokane, Moscow, Lewiston, Butte, Three Forks, Lombard, Harlowton, Melstone, Forsyth, Miles City.

Connections at Los Angeles

Table with columns for 80, 78, 76, 74, 72, 70, A. T. & S. F., 71, 73, 75, 77, 79, 81. Rows include Los Angeles, Fullerton, Anaheim, Orange, Santa Ana, Oceanside, Del Mar, San Diego.

Footnotes for Pages 33, 34 and 35

All trains daily except when otherwise indicated. * Sundays and Holidays only. Operates Mondays, Thursdays and Saturdays (Daily May 29 to Sept. 14, inc.). Operates Sundays, Wednesdays and Fridays (Daily May 29 to Sept. 14, inc.). Train 13 will operate one hour earlier during period May 27th to Sept. 3, 1962. Incl. account Daylight Saving Time.

UNION PACIFIC TRAINS USE THESE STATIONS

Boise, Idaho: Union Pacific Station. Butte, Montana: Union Pacific Station. Cheyenne, Wyo: Union Pacific Station. Chicago, Illinois: Union Pacific Station, Canal Street and Jackson Boulevard. Denver, Colorado: Union Pacific Station. Kansas City, Mo: Union Pacific Station, Main Street and Union Station Plaza. Los Angeles, Calif: Los Angeles Union Passenger Terminal. East Los Angeles: Union Pacific Station. Oakland, Calif: Southern Pacific 16th Street Station. Ogden, Utah: Union Pacific Station. Olympia, Wash: Union Pacific Station. Omaha, Nebraska: Union Pacific Station, 10th and Marcy Streets. Pendleton, Oregon: Union Pacific Station, Corner Main and Frazer Sts. Pocatello, Idaho: Union Pacific Station. Portland, Oregon: Union Pacific Station, Sixth and Johnson Streets. Riverside, Calif: Union Pacific Station. San Bernardino, Calif: Union Pacific Station. San Francisco, Calif: Third and Townsend Station. Salina, Kansas: Union Pacific Station. Salt Lake City, Utah: Union Pacific Station. Seattle, Wash: Union Station, 4th Avenue, South, and Jackson Street. Spokane, Washington: Union Station. St. Louis, Mo: Union Station, 18th and Market Streets. Tacoma, Washington: Union Pacific Station. Topeka, Kansas: Union Pacific Station, Railroad and North Jackson Streets.

for business—RELAX ON A TRAIN—for pleasure

Rest easy—dine comfortably—arrive refreshed—by train. Step into a new Hertz or Avis car, reserved for you when you buy your ticket. That's smart business.

rent a car AVIS or HERTZ at your destination

Low car rental rates cover gasoline, oil and proper insurance. Ask about "Rent it here—Leave it there" service—especially advantageous for pleasure travel. Rail travel credit cards accepted.

Connections at Chicago and St. Louis

Times Shown Below are Standard Time

New York Central System Chicago, Buffalo, Albany, New York, Boston

Table with columns for 90, 2, 26, 8, 28, 6, La Salle St. Station, 39, 27, 25, 19, 17, 59. Rows include Chicago (C.T.), Cleveland (E.T.), Buffalo, Albany, New York, Boston (E.T.).

Chicago-Indianapolis-Cincinnati

Table with columns for 304, 302, Central Station, 303, 305, 312-16, 15-341. Rows include Chicago (C.T.), Indianapolis (E.T.), Cincinnati (E.T.).

Chicago-Cincinnati-Washington-Norfolk

Table with columns for 304, 302, Central Station, 303, 305, Sat. Only, Ex. Sun., 366, 368-38, 358-20, 356, 8, 354-22, La Salle St. Station, 15-39, 17, 355, 357, 369. Rows include Chicago (C.T.), Toledo, Indianapolis (E.T.), Cincinnati (E.T.), Washington (C. & O.), Richmond (C. & O.), Norfolk (E.T.) C&O (MC).

Chicago-Detroit-Toronto-Montreal

Table with columns for 304, 302, Central Station, 303, 305, Sat. Only, Ex. Sun., 366, 368-38, 358-20, 356, 8, 354-22, La Salle St. Station, 15-39, 17, 355, 357, 369. Rows include Chicago (C.T.), Kalamazoo (E.T.), Battle Creek, Jackson, Detroit, Toronto (C.P.), Montreal (CP) (CN).

Pennsylvania Railroad Chicago, Washington, New York

Table with columns for 54-32, 50, 28, 48, 22, Union Station, 23, 49, 29, 55, 53. Rows include Chicago (C.T.), Pittsburgh (E.T.), Washington, Philadelphia (North), New York (E.T.).

Chicago, Cincinnati, Norfolk

Table with columns for 74, 70, Union Station, 71, 75, 32, 30, 4, 31, 3. Rows include Chicago (C.T.), Logansport (VanSta. (E.T.)), Richmond (E.T.), Cincinnati (E.T.), Norfolk (E.T.) N & W.

St. Louis, Washington, New York

Table with columns for 32, 30, 4, 31, 3. Rows include St. Louis (C.T.), Indianapolis (E.T.), Pittsburgh (E.T.), Washington, New York (E.T.).

Baltimore and Ohio Railroad

Chicago-Washington-Baltimore

Table with columns for 8, 6, 26, 10-2, Grand Central Station, 173-9, 5, 25, 7, 12, 2, 11, 1. Rows include Chicago (C.T.), Pittsburgh (E.T.), Washington (E.T.), Baltimore (CamdenSta.).

St. Louis-Washington-Baltimore

Table with columns for 12, 2, 11, 1. Rows include St. Louis (C.T.), Cincinnati (E.T.), Washington (E.T.), Baltimore (CamdenSta.).

Gulf Mobile & Ohio R. R. Chicago-St. Louis

Table with columns for 7, 5, 3, 1, Union Station, 2, 4, 6, 8, 111, 121, Dearborn Station, 110, 124. Rows include Chicago (C.T.), Springfield, St. Louis (C.T.).

Wabash R. R. Chicago-St. Louis

Table with columns for 111, 121, Dearborn Station, 110, 124. Rows include Chicago (C.T.), Decatur, St. Louis (C.T.).

Erie-Lackawanna Railroad Chicago, Youngstown, New York

Table with columns for 8, 2, 6, Dearborn Station, 1, 5, 7, 21, 22, 6, 8, La Salle Street Station, 5, 7. Rows include Chicago (CDST), Youngstown (EDST), New York (EDST).

Illinois Central Railroad Chicago, St. Louis

Table with columns for 21, 22, 6, 8, La Salle Street Station, 5, 7. Rows include Chicago, Springfield, St. Louis.

Nickel Plate — E.-L. R. R. Chicago, Cleveland, New York

Table with columns for 6, 8, La Salle Street Station, 5, 7. Rows include Chicago (C.T.), Cleveland (E.T.), New York (E.L. (E.T.)).

C. & E. I. — L. & N. Chicago, St. Louis, Evansville, Nashville

Table with columns for 95, 53-81, 93, Dearborn Station, 80-54, 94, 92, 6, 14, 20-16, Dearborn Station, 5, 15, 17. Rows include Chicago (C&E I.), St. Louis (L&N), Evansville (L&N), Nashville (C.T.) (L&N).

Grand Trunk — Canadian National Rys. Chicago, Toronto, Montreal

Table with columns for 6, 14, 20-16, Dearborn Station, 5, 15, 17. Rows include Chicago (C.T.), Hamilton (E.T.), Toronto, Montreal (E.T.).

RESERVED COACH SEAT CHARGES
"THE CHALLENGER" — "CITY OF LOS ANGELES" — "CITY OF SAN FRANCISCO"
(Federal Transportation Tax not included)

BETWEEN	Chicago, Ill.	Savanna, Ill.	Perry, Ia.	Omaha, Neb.	Grand Island, Neb.	Sidney, Neb.	Cheyenne, Wyo.	Ogden, Utah	Salt Lake City, Utah	Milford, Utah	Las Vegas, Nev.	Los Angeles, Cal.	Reno, Nev.	Sacramento, Cal.	San Francisco, Cal.
Chicago, Ill.	\$.	\$ ②	\$.50	\$.50	\$1.50	\$1.50	\$1.50	\$1.50	\$1.50	\$2.00	\$2.00	\$2.00	\$2.00	\$2.00	\$2.00
Savanna, Ill.	②	.50	.50	.50	1.50	1.50	1.50	1.50	1.50	2.00	2.00	2.00	2.00	2.00	2.00
Perry, Ia.	.50	.50	.50	.50	1.50	1.50	1.50	1.50	1.50	2.00	2.00	2.00	2.00	2.00	2.00
Omaha, Neb.	.50	.50	.50	.50	1.00	1.00	1.00	1.00	1.00	1.50	1.50	1.50	1.50	1.50	1.50
Grand Island, Neb.	1.50	1.50	1.50	1.00	1.00	1.00	1.00	1.00	1.00	1.50	1.50	1.50	1.50	1.50	1.50
Sidney, Neb.	1.50	1.50	1.50	1.00	1.00	1.00	1.00	1.00	1.00	1.50	1.50	1.50	1.50	1.50	1.50
Cheyenne, Wyo.	1.50	1.50	1.50	1.00	1.00	1.00	1.00	1.00	1.00	1.50	1.50	1.50	1.50	1.50	1.50
Ogden, Utah	1.50	1.50	1.50	1.00	1.00	1.00	1.00	1.00	1.00	1.50	1.50	1.50	1.50	1.50	1.50
Salt Lake City, Utah	1.50	1.50	1.50	1.00	1.00	1.00	1.00	1.00	1.00	1.00	1.00	1.00	1.00	1.00	1.00
Milford, Utah	2.00	2.00	2.00	1.50	1.50	1.50	1.50	1.50	1.00	1.00	1.00	1.00			
Las Vegas, Nev.	2.00	2.00	2.00	1.50	1.50	1.50	1.50	1.50	1.00	1.00	1.00	1.00			
Los Angeles, Cal.	2.00	2.00	2.00	1.50	1.50	1.50	1.50	1.50	1.00	1.00	1.00	1.00			
Reno, Nev.	2.00	2.00	2.00	1.50	1.50	1.50	1.50	1.00						1.00	1.00
Sacramento, Cal.	2.00	2.00	2.00	1.50	1.50	1.50	1.50	1.00					1.00		
San Francisco, Cal.	2.00	2.00	2.00	1.50	1.50	1.50	1.50	1.00					1.00		

"CITY OF ST. LOUIS" — "CITY OF ST. LOUIS-SAN FRANCISCO OVERLAND"
(Federal Transportation Tax not included)

BETWEEN	St. Louis, Mo.	Moberly, Mo.	Kansas City, Mo.	Topeka, Kan.	Salina, Kan.	Denver, Colo.	Rawlins, Wyo.	Ogden, Utah	Salt Lake City, Utah	Milford, Utah	Las Vegas, Nev.	Los Angeles, Cal.	Reno, Nev.	Sacramento, Cal.	San Francisco, Cal.
St. Louis, Mo.	\$.	\$ ①	\$ ①	\$1.50	\$1.50	\$1.50	\$1.50	\$1.50	\$1.50	\$2.00	\$2.00	\$2.00	\$2.00	\$2.00	\$2.00
Moberly, Mo.	①	.50	.50	1.50	1.50	1.50	1.50	1.50	1.50	2.00	2.00	2.00	2.00	2.00	2.00
Kansas City, Mo.	①	.50	.50	1.00	1.00	1.00	1.00	1.00	1.00	1.50	1.50	1.50	1.50	1.50	1.50
Topeka, Kan.	1.50	1.50	1.00	1.00	1.00	1.00	1.00	1.00	1.00	1.50	1.50	1.50	1.50	1.50	1.50
Salina, Kan.	1.50	1.50	1.00	1.00	1.00	1.00	1.00	1.00	1.00	1.50	1.50	1.50	1.50	1.50	1.50
Denver, Colo.	1.50	1.50	1.00	1.00	1.00	1.00	1.00	1.00	1.00	1.50	1.50	1.50	1.50	1.50	1.50
Rawlins, Wyo.	1.50	1.50	1.00	1.00	1.00	1.00	1.00	1.00	1.00	1.50	1.50	1.50	1.50	1.50	1.50
Ogden, Utah	1.50	1.50	1.00	1.00	1.00	1.00	1.00	1.00	1.00	1.50	1.50	1.50	1.50	1.50	1.50
Salt Lake City, Utah	1.50	1.50	1.00	1.00	1.00	1.00	1.00	1.00	1.00	1.00	1.00	1.00	1.00	1.00	1.00
Milford, Utah	2.00	2.00	1.50	1.50	1.50	1.50	1.50	1.50	1.00	1.00	1.00	1.00			
Las Vegas, Nev.	2.00	2.00	1.50	1.50	1.50	1.50	1.50	1.50	1.00	1.00	1.00	1.00			
Los Angeles, Cal.	2.00	2.00	1.50	1.50	1.50	1.50	1.50	1.50	1.00	1.00	1.00	1.00			
Reno, Nev.	2.00	2.00	1.50	1.50	1.50	1.50	1.50	1.00						1.00	1.00
Sacramento, Cal.	2.00	2.00	1.50	1.50	1.50	1.50	1.50	1.00					1.00		
San Francisco, Cal.	2.00	2.00	1.50	1.50	1.50	1.50	1.50	1.00					1.00		

Each person occupying a seat, including children, must pay full Reserved Coach Seat Fare.

NO REFUND unless space released not later than:

- 48 hours before departure if bought more than 48 hours in advance.
- 24 hours before departure if bought 24 to 48 hours in advance.
- 3 hours before departure if bought on day of departure.

Only exception is for missed connection due to delayed trains.

- Charge not applicable locally on Wabash R. R.
- Charge not applicable locally Chicago-Savanna, Ill. inclusive.

The Reserved Seat charge does not apply on trips made within the State of California.

**Check the advantages
of the**

Low Family Fares

- Saves money when family travels together by train
- Good in coaches or sleeping cars
- Liberal baggage allowance
- Start trip on Monday, Tuesday, Wednesday or Thursday.
- On Round Trips return on any day of the week.
- Good on all Trains.

Ask your local Union Pacific Agent to figure the cost for you



Union Pacific

ONE WAY RAIL FARES — 30 DAY LIMIT

(Federal Transportation Tax not included)

The WESTBOUND fares shown herein are those in effect May 1 1962, and do not reflect any change in fares which may be authorized at a subsequent date. Fares are quoted as information only and are not to be used for selling purposes.

TO	Los Angeles, San Diego, Calif.		San Francisco, Calif.		Portland, Ore.		Seattle, Wash.		Spokane, Walla Walla, Wash.		Salt Lake City, Utah		Denver, Colo.		Boise, Ida.		Las Vegas, Nev.		
	CLASS	FIRST	COACH	FIRST	COACH	FIRST	COACH	FIRST	COACH	FIRST	COACH	FIRST	COACH	FIRST	COACH	FIRST	COACH	FIRST	COACH
Akron, Ohio (via B&O or E-LRR and Chicago)		\$103.99	\$81.25	\$103.99	\$81.25	\$101.18	\$75.92	\$101.18	\$75.92	\$88.99	\$66.78	\$76.04	\$59.24	\$58.38	\$45.32	\$87.72	\$66.78	\$93.41	\$72.92
Albany, N. Y.		141.15	102.15	141.15	102.15	138.34	96.82	138.34	96.82	126.15	87.68	113.20	80.14	95.54	66.22	124.88	87.68	130.57	93.82
Atlanta, Ga. (via Chicago)		102.27	77.01	102.27	77.57	111.22	85.84	111.90	85.84	99.70	76.67	81.03	62.48	60.39	47.09	92.67	71.34	98.40	75.29
Atlanta, Ga. (via St. Louis or Kansas City)		91.34	71.45	98.87	77.40	111.22	85.84	111.90	85.84	99.70	76.67	81.03	62.48	60.39	47.09	92.67	71.34	89.09	69.69
Baltimore, Md. (via B&O)		119.99	90.42	125.19	96.37	122.69	91.63	122.69	91.63	110.50	82.49	97.55	74.95	79.89	61.03	109.23	82.49	114.92	88.63
Baltimore, Md. (via PennaRR)		133.71	99.89	137.56	99.89	134.75	94.56	134.75	94.56	122.56	85.42	109.61	77.88	91.95	63.96	121.29	85.42	126.98	91.56
Birmingham, Ala. (via Chicago)		102.27	77.01	102.27	77.01	104.15	81.40	104.83	81.40	92.63	72.19	73.96	58.30	55.18	42.03	85.60	67.44	91.51	71.97
Birmingham, Ala. (via St. Louis or Kansas City)		84.27	66.39	91.80	72.34	104.15	81.40	104.83	81.40	92.63	72.19	73.96	58.30	55.18	42.03	85.60	67.44	82.02	64.63
Boston, Mass. (via Albany)		154.97	110.89	154.97	110.89	152.16	105.56	152.16	105.56	139.97	96.42	127.02	88.88	109.36	74.96	138.70	96.42	144.39	102.56
Buffalo, N. Y. (via NYC)		121.63	90.04	121.63	90.04	118.82	84.71	118.82	84.71	106.63	75.57	93.68	68.03	76.02	54.11	105.36	75.57	111.05	81.71
Buffalo, N. Y. (via Nickel Plate)		112.85	87.85	112.85	87.85	110.04	82.52	110.04	82.52	97.85	73.38	84.90	65.84	67.24	51.92	96.58	73.38	102.27	79.52
Charleston, W. Va.		107.07	81.04	109.12	83.93	110.63	81.90	110.63	81.90	98.44	72.76	85.09	64.98	65.91	49.91	96.73	72.76	102.46	78.41
Chattanooga, Tenn. (via Chicago)		98.93	77.01	102.27	77.01	105.76	81.69	106.81	81.69	94.61	72.52	75.57	58.33	56.39	43.26	87.21	67.18	92.94	72.00
Chattanooga, Tenn. (via St. Louis)		87.87	68.19	95.40	74.14	105.76	81.69	106.81	81.69	94.61	72.52	75.57	58.33	56.39	43.26	87.21	67.18	85.62	66.43
Chicago, Ill.		85.56	67.39	85.56	67.39	82.75	65.16	82.75	65.16	70.56	55.57	57.61	45.38	39.95	31.46	69.29	54.59	74.98	59.05
Cincinnati, Ohio (via NYC or PennaRR)		102.27	77.01	102.27	77.01	102.96	74.77	102.96	74.77	90.77	65.63	77.82	58.06	59.06	42.99	89.50	65.63	95.19	71.74
Cleveland, Ohio (via NYC)		108.96	82.16	108.96	82.16	106.15	76.83	106.15	76.83	93.96	67.69	81.01	60.15	63.35	46.23	92.69	67.69	98.38	73.83
Cleveland, Ohio (via Nickel Plate)		103.25	80.66	103.25	80.66	100.44	75.33	100.44	75.33	88.25	66.19	75.30	58.65	57.64	44.73	86.98	66.19	92.67	72.33
Columbus, Ohio (via PennaRR)		107.15	80.59	107.15	80.59	104.34	75.63	104.34	75.63	92.15	66.49	79.20	58.95	61.54	45.03	90.88	66.49	96.57	72.63
Columbia, S. C. (via Chicago)		102.27	79.19	109.70	85.14	122.05	92.21	122.05	92.21	109.33	83.04	91.86	68.86	71.22	53.78	101.93	77.70	100.09	77.43
Denver, Colo.		52.68	41.48	52.68	41.48	53.44	42.06	60.50	47.62	53.44	42.06	22.76	17.92	34.48	27.13	40.13	31.59
Des Moines, Iowa		73.32	57.74	73.32	57.74	73.44	57.83	73.44	57.83	61.50	48.43	44.18	34.79	28.51	20.90	55.82	44.01	61.55	48.46
Detroit, Mich. (via B&O or Wab., etc.)		101.16	79.07	101.16	79.07	98.35	73.74	98.35	73.74	86.16	64.80	73.21	57.06	55.55	43.14	84.89	66.27	90.58	70.74
Detroit, Mich. (via C&O)		102.55	78.51	102.55	78.51	99.74	73.18	99.74	73.18	87.55	64.04	74.60	56.50	56.94	42.58	86.28	65.71	91.97	70.17
Detroit, Mich. (via NYC)		105.10	79.65	105.10	79.65	102.29	74.32	102.29	74.32	90.10	65.18	77.15	57.64	59.49	43.72	88.83	65.18	94.52	71.32
Greensboro, N. C. #		106.43	81.62	113.96	87.57	121.98	93.28	121.98	93.28	110.83	84.11	91.79	69.93	74.25	54.85	103.43	78.77	104.18	79.86
Hartford, Conn.		149.69	110.80	153.54	110.80	150.73	105.47	150.73	105.47	138.54	96.33	125.59	88.79	107.93	74.87	137.27	96.33	142.96	102.47
Indianapolis, Ind. (via NYC or PennaRR)		95.63	72.83	95.63	72.83	95.44	70.01	95.44	70.01	83.25	60.87	70.30	53.33	52.42	38.81	81.98	60.87	100.62	74.55
Jackson, Miss. (via Chicago)		100.81	79.38	100.81	79.38	102.78	80.13	103.22	80.28	91.02	70.92	76.62	59.08	58.95	45.18	85.72	66.17	93.99	72.75
Jackson, Miss. (via St. Louis)		91.84	72.31	98.77	77.85	102.78	80.13	103.22	80.28	91.02	70.92	71.27	56.47	51.71	40.76	84.38	66.17	88.64	70.14
Jacksonville, Fla. (via Chicago)		102.27	77.51	107.38	83.46	122.82	94.74	123.50	94.74	111.30	85.53	92.63	71.64	71.99	55.37	104.27	80.78	100.09	75.75
Jacksonville, Fla. (via St. Louis or Kansas City)		99.85	77.51	107.38	83.46	122.82	94.74	123.50	94.74	111.30	85.53	92.63	71.64	71.99	55.37	104.27	80.78	97.60	75.75
Kansas City, Mo.		67.86	53.45	67.86	53.45	76.16	60.06	76.16	60.06	63.96	50.45	45.67	35.97	24.65	19.43	57.34	45.14	63.04	49.64
Knoxville, Tenn. (via Chicago)		102.27	77.01	102.27	77.57	107.95	83.27	109.00	83.27	96.80	74.10	77.82	59.91	60.22	44.84	90.79	68.78	95.19	73.58
Knoxville, Tenn. (via St. Louis)		92.69	71.62	100.02	77.57	107.95	83.27	109.00	83.27	96.80	74.10	77.76	59.91	60.22	44.84	90.79	68.78	93.49	73.58
Louisville, Ky. (via PRR)		98.39	74.20	98.39	74.20	103.53	75.31	103.53	75.31	91.34	66.17	74.36	55.25	55.18	40.18	86.00	64.45	91.73	68.93
Louisville, Ky. (via St. Louis)		90.68	70.25	98.09	74.20	103.53	78.41	103.53	78.41	91.34	68.82	74.06	55.25	54.88	40.18	85.70	64.10	86.90	68.49
Memphis, Tenn. (via Chicago)		99.36	78.27	99.36	78.27	94.61	73.66	95.05	74.61	82.85	64.45	68.45	53.94	51.12	40.04	80.08	61.66	85.82	67.61
Memphis, Tenn. (via St. Louis)		89.04	70.18	90.60	71.39	94.61	73.66	95.05	73.66	82.85	64.45	64.36	50.56	43.54	34.29	76.21	59.70	81.73	64.23
Memphis, Tenn. (via Kansas City)		78.62	61.94	82.02	64.60	94.61	73.66	95.05	73.66	82.85	64.45	64.36	50.56	43.54	34.29	76.21	59.70	72.24	56.89
Miami, Fla. #		115.41	88.63	122.94	94.58	138.38	105.86	139.06	105.86	126.86	96.65	108.19	82.76	87.55	66.49	119.83	91.90	113.16	86.87
Milwaukee, Wis.		87.50	68.93	87.50	68.93	86.04	67.74	86.04	67.74	73.85	58.15	59.79	47.12	40.71	32.08	70.03	55.15	77.16	60.80
Minneapolis, Minn.		83.39	65.67	83.39	65.67	75.27	59.34	76.81	60.48	75.27	59.34	55.68	43.87	36.59	28.83	65.92	51.89	73.05	57.54
Montgomery, Ala. (via Chicago)		102.27	77.01	102.27	77.01	108.34	84.39	109.02	84.39	96.82	75.18	78.15	61.29	57.42	45.02	89.79	70.43	95.52	74.96
Montgomery, Ala. (via St. Louis)		84.27	66.39	91.80	72.34	108.34	84.39	109.02	84.39	96.82	75.18	78.15	61.29	57.42	45.02	89.79	70.43	82.02	64.63
Nashville, Tenn. (via Chicago)		98.93	76.91	98.93	76.91	99.24	77.05	100.29	77.05	88.09	67.88	70.98	54.90	53.32	40.98	82.64	64.10	88.35	68.57
Nashville, Tenn. (via St. Louis)		84.27	66.39	91.80	72.34	99.24	77.05	100.29	77.05	88.09	67.88	69.05	53.69	49.87	38.62	80.69	62.54	82.02	64.63
New Haven, Conn.		147.53	106.57	148.24	106.57	145.43	101.24	145.43	101.24	133.24	92.10	120.29	84.56	102.63	70.64	131.97	92.10	137.66	98.24
New Orleans, La. (via Chicago)		100.81	79.38	100.81	79.38	101.52	80.28	106.59	84.27	96.67	76.44	83.70	64.64	66.02	50.74	92.73	72.70	100.81	78.31
New Orleans, La. (via St. Louis)		91.84	72.31	100.81	79.38	101.52	80.28	106.59	84.27	96.67	76.44	71.27	56.47	52.19	41.48	85.49	67.34	88.64	70.14
New York, N. Y. (via NYC or PennaRR)		142.96	105.72	146.81	105.72	144.00	100.39	144.00	100.39	131.81	91.25	118.86	83.71	101.20	69.79	130.54	91.25	136.23	97.39
New York, N. Y. (via Differential)		130.43	98.54	130.43	100.05	127.62	94.72	127.62	94.72	115.43	85.58	102.48	78.04	84.82	64.12	114.			

ROUND TRIP RAIL FARES — SIX MONTHS LIMIT

(Federal Transportation Tax not included)

The WESTBOUND fares shown herein are those in effect May 1, 1962, and do not reflect any change in fares which may be authorized at a subsequent date. Fares are quoted as information only and are not to be used for selling purposes.

FROM	TO		Los Angeles, San Diego Calif.		San Francisco Calif.		Portland, Ore., Tacoma, Seattle, Wash.		Spokane, Walla Walla, Wn., Lewiston, Ida.		Salt Lake City, Utah		Cedar City, Utah		Yellowstone Park, Ashton-Victor, Idaho		Sun Valley, Ida., Ketchum, Ida.		Denver, Colo.	
	CLASS	FARE	FIRST	COACH	FIRST	COACH	FIRST	COACH	FIRST	COACH	FIRST	COACH	FIRST	COACH	FIRST	COACH	FIRST	COACH	FIRST	COACH
Aberdeen, S. D.			\$139.20	\$117.15	\$139.20	\$117.15	\$126.80	\$99.75	\$107.00	\$89.25	\$97.55	\$78.65	\$116.75	\$92.00	\$99.40	\$78.40	\$107.00	\$88.25	\$63.15	\$49.80
Akron, Ohio			180.35	141.00	180.35	141.00	167.70	120.85	147.90	110.85	144.60	107.55	154.20	114.40	134.95	100.05	147.90	110.85	108.05	82.50
Albany, N. Y.			245.15	174.35	245.15	174.35	232.50	154.20	212.70	144.20	209.40	140.90	223.80	147.75	204.55	133.40	212.70	144.20	177.65	115.85
Atlanta, Ga. (via Chicago)			163.55	137.60	163.55	137.60	166.60	129.75	153.20	119.15	145.90	112.50	160.55	114.80	149.20	106.70	153.20	119.15	108.75	84.80
Atlanta, Ga. (via St. Louis)			162.30	137.25	162.30	137.25	166.60	129.75	153.20	119.15	145.90	112.50	160.55	114.80	149.20	106.70	153.20	119.15	108.75	84.80
Atlanta, Ga. (via Kansas City)			161.00	120.30	161.00	120.30	166.60	129.75	153.20	119.15	131.90	101.10	160.55	114.80	149.20	106.70	153.20	119.15	108.75	84.80
Baltimore, Md. (via B & O)			214.93	165.45	214.93	165.45	213.25	145.30	193.45	135.30	190.15	132.00	194.05	138.85	174.80	124.50	193.45	135.30	147.90	106.95
Baltimore, Md. (via PennaRR)			238.25	170.50	238.25	170.50	225.60	150.35	205.80	140.35	202.50	137.05	216.90	143.90	197.65	129.55	205.80	140.35	170.75	112.00
Binghamton, N. Y. (via E-LRR or E-LRR-NKP via Chgo.)			218.50	160.40	218.50	160.40	205.85	140.25	188.05	130.25	182.75	126.95	187.30	133.80	168.05	119.45	188.05	130.25	151.00	101.90
Birmingham, Ala. (via Chicago)			163.55	132.30	163.55	132.30	153.90	121.50	140.50	110.95	133.15	105.00	147.85	105.70	136.50	97.55	140.50	110.95	99.35	75.70
Birmingham, Ala. (via St. Louis)			149.60	128.15	149.60	128.15	153.90	121.50	140.50	110.95	133.15	105.00	147.85	105.70	136.50	97.55	140.50	110.95	96.00	75.70
Birmingham, Ala. (via Kansas City)			149.60	128.15	149.60	128.15	153.90	121.50	140.50	110.95	133.15	105.00	147.85	105.70	136.50	97.55	140.50	110.95	96.00	75.70
Boston, Mass. (via Albany)			272.79	191.83	272.79	191.83	260.14	171.68	240.34	161.68	237.04	158.38	251.44	165.23	232.19	150.88	240.34	161.68	205.29	133.33
Buffalo, N. Y. (via NYC)			208.10	153.80	208.10	153.80	195.45	133.65	175.65	123.65	172.35	120.35	186.75	127.20	167.50	112.85	175.65	123.65	140.60	95.30
Buffalo, N. Y. (via Nickel Plate)			198.75	150.05	198.75	150.05	186.10	129.90	166.30	119.90	163.00	116.60	170.00	123.45	150.75	109.10	166.30	119.90	123.85	91.55
Canton, Ohio			188.80	144.55	188.80	144.55	176.15	124.40	156.35	114.40	153.05	111.10	167.45	117.95	148.20	103.60	156.35	114.40	121.30	86.05
Charleston, W. Va.			193.35	146.75	193.35	146.75	183.15	127.50	169.05	117.45	161.15	114.80	167.45	117.95	148.20	103.60	156.35	114.40	118.50	80.80
Charlotte, N. C. (via Chicago)			182.20	151.45	182.20	151.45	187.50	140.20	169.60	130.20	166.00	122.95	179.30	128.10	164.90	118.55	169.60	130.20	126.50	95.75
Charlotte, N. C. (via St. Louis)			182.20	151.45	182.20	151.45	187.50	140.20	169.60	130.20	166.00	122.95	179.30	128.10	164.90	118.55	169.60	130.20	126.50	95.75
Chattanooga, Tenn. (via Chicago)			165.55	132.30	165.55	132.30	158.10	122.30	144.60	111.70	136.10	105.05	154.30	110.20	139.90	100.70	144.60	111.70	101.55	77.90
Chattanooga, Tenn. (via St. Louis)			156.05	131.40	156.05	131.40	158.10	122.30	144.60	111.70	136.10	105.05	154.30	110.20	139.90	100.70	144.60	111.70	101.55	77.90
Chicago, Ill.			139.45	115.60	139.45	115.60	126.80	99.75	107.00	89.25	103.70	81.70	118.10	93.00	98.85	77.85	107.00	89.25	71.95	56.65
Cincinnati, Ohio (via NYC or Penna)			178.40	137.60	178.40	137.60	166.75	118.75	147.10	108.30	143.80	105.65	158.20	113.20	138.95	98.85	147.10	108.30	110.20	78.55
Cleveland, Ohio (via NYC)			185.35	142.95	185.35	142.95	172.70	122.80	152.90	112.80	149.60	109.50	164.00	116.35	144.75	102.00	152.90	112.80	117.85	84.45
Cleveland, Ohio (via Nickel Plate)			178.85	140.15	178.85	140.15	166.20	120.00	146.40	110.00	143.10	106.70	152.90	113.55	133.65	99.20	146.40	110.00	106.75	81.65
Columbus, Ohio (via Penna)			182.05	141.10	182.05	141.10	169.40	120.95	149.60	110.95	146.30	107.65	160.70	114.50	141.45	100.15	149.60	110.95	114.55	82.60
Columbia, S. C. (via Chicago)			181.80	150.55	181.80	150.55	186.10	141.25	172.70	131.25	165.70	124.00	179.25	128.75	166.35	119.65	172.70	131.25	128.20	96.85
Columbia, S. C. (via St. Louis)			181.80	150.55	181.80	150.55	186.10	141.25	172.70	131.25	165.70	124.00	179.25	128.75	166.35	119.65	172.70	131.25	128.20	96.85
Dallas, Tex. (via Kansas City)			121.55	101.30	121.55	101.30	126.60	99.55	119.80	98.50	90.80	71.55	110.00	86.60	111.15	82.85	112.40	88.60	58.00	45.75
Dallas, Tex. (via Denver)			101.95	87.80	116.95	96.55	126.60	99.55	119.80	98.50	90.80	71.55	110.00	86.60	111.15	82.85	112.40	88.60
Davenport, Iowa			132.55	112.05	132.55	112.05	120.95	99.75	106.40	89.25	91.70	72.20	113.60	89.45	94.35	74.30	106.40	85.70	59.90	47.20
Dayton, Ohio (via B & O)			170.85	135.70	170.85	135.70	158.20	115.55	138.40	105.55	135.10	102.25	145.85	109.10	126.60	94.30	138.40	105.55	97.95	70.30
Dayton, Ohio (via PennaRR)			175.90	137.85	175.90	137.85	163.25	117.70	143.45	107.70	140.15	104.40	154.55	111.25	135.30	96.90	143.45	107.70	108.40	79.35
Decatur, Ill. (via Chicago)			139.45	115.15	139.45	115.15	126.80	99.75	107.00	89.25	107.00	89.25	126.85	98.25	107.60	81.10	107.00	89.25	83.75	65.95
Decatur, Ill. (via St. Louis)			139.45	115.15	139.45	115.15	126.80	99.75	107.00	89.25	103.70	81.70	118.10	93.00	102.70	78.65	107.00	89.25	71.75	56.65
Denver, Colo.			88.95	75.75	88.95	75.75	97.05	76.70	97.05	76.70	97.05	76.70	41.00	32.30	60.20	47.35	58.15	45.80
Des Moines, Iowa			123.10	104.25	123.10	104.25	112.80	99.75	99.40	85.65	79.55	62.65	102.50	80.80	83.95	65.85	96.50	78.10	47.75	37.65
Detroit, Mich. (via GT)			170.35	137.65	170.35	137.65	157.70	117.50	137.90	107.50	134.60	104.20	149.00	111.05	129.75	96.70	137.90	107.50	102.85	79.15
Detroit, Mich. (via Wab.)			170.35	137.65	170.35	137.65	157.70	117.50	137.90	107.50	134.60	104.20	149.00	111.05	129.75	96.70	137.90	107.50	102.85	79.15
Detroit, Mich. (via NYC)			178.25	139.05	178.25	139.05	165.60	118.90	145.80	108.90	142.50	105.60	156.90	112.45	137.65	98.10	145.80	108.90	110.75	80.55
Erie, Pa. (via Nickel Plate)			189.05	145.40	189.05	145.40	176.40	125.25	156.60	115.25	153.30	111.95	161.95	118.80	142.70	104.45	156.60	115.25	115.80	86.90
Erie, Pa. (via NYC)			197.40	148.70	197.40	148.70	184.75	128.55	164.95	118.55	161.65	115.25	176.05	122.10	156.80	107.75	164.95	118.55	129.90	90.20
Evansville, Ind. (via Chicago)			163.55	132.30	163.55	132.30	150.90	116.90	131.10	106.40	127.80	94.65	142.20	110.15	122.95	95.00	131.10	106.40	96.00	73.80
Evansville, Ind. (via St. Louis)			145.30	119.05	145.30	119.05	133.65	104.40	120.15	93.80	111.65	87.15	130.90	102.25	116.05	88.40	120.15	89.75	77.05	60.00
Flint, Mich.			169.00	136.80	169.00	136.80	156.35	116.75	136.55	106.75	133.25	103.45	147.65	110.30	128.40	95.95	136.55	106.75	101.50	78.40
Fort Wayne, Ind. (via Nickel Plate)			157.57	127.03	157.57	127.03	144.92	106.88	125.12	96.88	121.82	93.58	133.96	100.43	114.71	86.08	125.12	96.88	87.81	68.53
Fort Wayne, Ind. (via PennaRR)			159.75	129.07	159.75	129.07	147.10	107.92	127.30	97.92	124.00	94.62	138.40	101.47	119.15	87.12	127.30	97.92	92.25	69.57
Grand Rapids, Mich.			161.53	129.57	161.53	129.57	148.88	109.42	129.08	99.42	125.78	96.12	140.18	102.97	120.93	88.62	129.08	99.42	92.97	65.14
Greensboro, N. C.			189.45	155.55	189.45	155.55	193.20	143.20	173.85	133.20	170.25									

FROM	TO		Los Angeles, San Diego, Calif.		San Francisco, Calif.		Portland, Ore.; Tacoma, Seattle, Wash.		Spokane, Walla Walla, Wn., Lewiston, Ida.		Salt Lake City, Utah		Cedar City, Utah		Yellowstone Park, Ashton-Victor, Idaho		Sun Valley, Ida. Ketchum, Ida.		Denver, Colo.	
	CLASS		FIRST	COACH	FIRST	COACH	FIRST	COACH	FIRST	COACH	FIRST	COACH	FIRST	COACH	FIRST	COACH	FIRST	COACH	FIRST	COACH
Louisville, Ky. (via St. Louis)			\$161.10	\$131.80	\$161.10	\$131.80	\$155.40	\$118.55	\$141.85	\$107.95	\$133.35	\$101.30	\$152.25	\$110.00	\$138.25	\$99.60	\$141.85	\$107.95	\$98.80	\$72.75
Madison, Wisc. (via Chicago)			139.45	115.15	139.45	115.15	128.80	99.75	107.00	89.25	107.00	84.40	118.10	93.00	98.85	77.85	107.00	89.25	72.75	57.35
Marion, Iowa (via Omaha)			131.80	111.30	131.80	111.30	118.50	99.75	105.05	89.25	90.10	71.00	111.25	87.85	92.00	72.50	104.60	82.40	55.75	43.95
Memphis, Tenn. (via Chicago)			165.50	128.60	165.50	128.60	136.65	107.55	123.15	97.00	123.25	97.10	143.75	101.75	118.85	84.90	123.15	97.00	92.05	72.10
Memphis, Tenn. (via St. Louis)			142.75	118.05	142.75	118.05	138.65	107.55	123.15	97.00	115.85	91.05	130.20	93.00	118.85	89.95	123.15	97.00	78.40	61.75
Memphis, Tenn. (via Kansas City)			131.95	114.20	131.95	114.20	136.65	107.55	123.15	97.00	115.85	91.05	130.20	93.00	118.85	84.90	123.15	97.00	78.40	61.75
Miami, Fla.			205.70	167.00	205.70	167.00	215.55	165.55	202.15	155.00	194.80	149.05	201.60	147.80	197.20	141.00	202.15	155.00	157.60	119.70
Milwaukee, Wisc.			139.45	115.15	139.45	115.15	126.80	99.75	107.00	89.25	107.00	84.85	118.10	93.00	98.85	77.85	107.00	89.25	73.30	57.75
Minneapolis, Minn.			136.05	115.15	136.05	115.15	*109.58	*91.71	99.40	89.25	99.40	79.00	121.35	95.60	*86.33	*68.01	99.40	89.25	65.90	51.90
Montgomery, Ala. (via Chicago)			163.55	135.80	163.55	135.80	161.45	126.90	148.05	115.35	140.75	110.40	148.25	109.70	144.00	102.95	148.05	115.35	103.40	81.05
Montgomery, Ala. (via St. Louis)			149.60	128.15	149.60	128.15	161.45	126.90	148.05	115.35	140.75	110.40	148.25	109.70	144.00	102.95	148.05	115.35	103.40	81.05
Montreal, Quebec			217.25	178.30	217.25	178.30	204.60	162.90	184.80	152.40	181.50	144.85	186.90	140.10	167.65	126.40	184.80	152.40	149.75	119.80
Nashville, Tenn. (via Chicago)			163.55	132.30	163.55	132.30	150.90	116.90	132.85	103.35	127.80	96.70	142.75	102.85	128.20	92.30	132.85	103.35	96.00	73.80
Nashville, Tenn. (via St. Louis)			149.60	128.15	149.60	128.15	146.35	113.95	132.85	103.35	124.35	96.70	142.75	102.85	128.20	92.30	132.85	103.35	89.80	69.55
New Haven, Conn.			254.85	170.32	254.85	170.32	242.20	160.92	222.40	150.92	219.10	140.02	237.98	156.59	188.73	142.24	222.40	150.92	188.03	117.74
New Orleans, La. (via Chicago)			163.55	135.80	163.55	135.80	154.00	121.05	140.55	110.50	150.70	118.70	143.75	103.95	140.55	100.25	140.50	110.50	118.85	91.35
New Orleans, La. (via St. Louis)			159.40	135.80	159.40	135.80	154.00	121.05	140.55	110.50	128.30	101.65	131.95	98.55	140.55	105.25	140.50	110.50	93.95	74.70
New York, N. Y. (via NYC or PennaRR)			255.90	180.40	255.90	180.40	243.25	160.25	223.45	150.25	220.15	146.95	234.55	153.80	215.30	139.45	223.45	150.25	188.40	121.90
New York, N. Y. (via E-LRR)			236.45	170.70	236.45	170.70	223.80	150.55	204.00	140.55	200.70	137.25	203.40	144.10	184.15	129.75	204.00	140.55	157.25	112.20
Newark, N. J.			254.80	179.65	254.80	179.65	242.15	159.50	222.35	149.50	219.05	146.20	233.45	153.05	214.20	138.70	222.35	149.50	187.30	121.15
Norfolk, Va.			208.05	169.60	208.05	169.60	212.75	153.35	199.25	143.35	191.95	140.05	209.10	146.90	187.15	132.55	199.25	143.35	153.55	107.20
Oklahoma City, Okla. (via Kansas City)			121.55	101.40	121.55	101.40	118.90	103.40	105.40	91.10	90.80	71.55	110.00	86.60	101.95	77.90	105.40	88.60	58.00	45.75
Oklahoma City, Okla. (via Denver)			103.80	89.50	103.80	89.50	118.90	94.75	105.40	87.45	83.25	65.55	97.40	76.65	97.45	74.85	104.85	82.65		
Omaha, Neb.			113.95	97.25	113.95	97.25	112.80	98.80	99.40	85.65	71.70	56.50	90.90	71.55	74.15	58.45	86.15	67.90	37.35	29.45
Oshkosh, Wisc. (via Chicago)			139.45	115.15	139.45	115.15	126.80	99.75	107.00	89.25	107.00	89.00	121.75	95.95	102.50	80.80	107.00	89.25	78.60	61.95
Peoria, Ill.			136.65	113.95	136.65	113.95	124.40	99.75	107.00	89.25	96.35	75.90	118.10	93.00	98.85	77.85	107.00	89.25	64.55	50.85
Perry, Iowa (via Omaha)			122.45	104.00	122.45	104.00	112.80	99.75	99.40	85.65	80.75	63.70	101.90	80.35	82.65	65.20	95.25	75.10	46.40	36.60
Philadelphia, Pa. (via PennaRR)			244.70	174.15	244.70	174.15	232.05	154.00	212.25	144.00	208.95	140.70	223.35	147.55	204.10	133.20	212.25	144.00	177.20	115.65
Pittsburgh, Pa. (via B & O)			192.70	147.05	192.70	147.05	180.05	126.90	160.25	116.90	156.95	113.60	165.05	120.45	145.80	106.10	160.25	116.90	116.65	85.40
Pittsburgh, Pa. (via PennaRR)			201.15	150.35	201.15	150.35	188.50	130.20	168.70	120.20	165.40	116.90	179.80	123.75	160.55	109.40	168.70	120.20	133.65	91.85
Richmond, Va.			205.00	167.45	205.00	167.45	209.70	151.36	196.20	141.30	188.90	138.60	203.15	144.91	183.90	130.56	196.20	141.30	150.50	103.65
Rochester, N. Y.			216.70	158.40	216.70	158.40	204.05	138.25	184.25	128.25	180.95	124.95	195.35	131.80	176.10	117.45	184.25	128.25	149.20	99.90
Rockford, Ill. (via Chicago)			139.45	115.15	139.45	115.15	126.80	99.75	107.00	89.25	107.00	88.50			107.00	89.25	107.00	89.25	77.90	61.40
Rock Island, Ill. (via Omaha)			132.55	112.05	132.55	112.05	121.05	99.75	106.40	89.25	91.80	72.30	113.60	89.45	94.35	74.30	106.40	85.80	60.00	47.25
St. Joseph, Mo. (via Omaha)			113.95	97.25	113.95	97.25	112.80	99.75	99.40	87.45	78.65	62.00	97.85	77.10	81.20	64.05	95.65	75.40	44.40	35.00
St. Joseph, Mo. (via Kansas City)			113.95	97.25	113.95	97.25	112.80	99.75	99.40	87.45			101.45	79.85	85.70	67.65				
St. Louis, Mo.			131.95	109.30	131.95	109.30	120.30	99.75	106.80	89.25	98.30	77.40	117.55	92.50	102.70	78.65	106.80	89.25	63.75	50.30
St. Paul, Minn.			136.05	115.15	136.05	115.15	*109.58	*91.71	99.40	89.25	99.50	78.40	120.60	95.05	*68.33	*68.03	99.40	89.25	65.15	51.35
Salt Lake City, Utah			*54.15	*42.70	59.55	46.95	*62.25	*49.05	62.70	49.40			19.25	15.15	22.15	17.50	24.20	19.05	41.00	32.30
San Antonio, Tex. (via Kansas City)			121.55	101.30	121.55	101.30	132.65	104.30	132.65	104.30	108.00	85.05	121.55	100.10	128.35	95.80	129.60	102.10	75.20	59.25
San Antonio, Tex. (via Denver)			103.90	87.80	116.95	96.55	132.65	104.30	132.65	104.30	108.00	85.05	106.25	90.15	128.35	95.80	129.60	102.10		
Savannah, Ill. (via Omaha)			138.35	115.15	138.35	115.15	125.10	99.75	107.00	89.25	96.70	76.20	111.60	87.90	92.35	72.75	107.00	87.60	62.35	49.10
Savannah, Ga. (via Chicago)			180.65	151.10	180.65	151.10	188.05	145.05	174.65	134.45	167.35	127.80	179.30	128.20	164.40	121.75	174.65	134.45	130.15	100.05
Savannah, Ga. (via St. Louis)			180.65	151.10	180.65	151.10	188.05	145.05	174.65	134.45	167.35	127.80	179.30	128.20	164.40	121.75	174.65	134.45	130.15	100.05
Scranton, Pa. (via E-LRR)			238.10	171.30	238.10	171.30	225.45	151.15	205.65	141.15	202.35	137.85	193.30	137.65	174.05	123.30	205.65	141.15	157.60	105.75
Sioux City, Iowa			120.70	102.60	120.70	102.60	119.10	99.75	105.70	89.25	79.05	62.30	98.25	77.40	80.90	63.80	93.50	73.70	44.70	35.25
South Bend, Ind. (via Chicago)			149.25	122.01	149.25	122.01	136.60	101.86	116.80	91.86	113.50	88.56	129.96	96.11	110.71	81.76	116.80	91.86	80.53	63.51
Springfield, Ill. (via Chicago)			139.45	115.15	139.45	115.15	126.80	99.75	107.00	89.25	107.00	89.25	126.85	96.25	107.60	81.10	107.00	89.25	82.60	65.00
Springfield, Ill. (via St. Louis)			138.85	115.15	138.85	115.15	125.10	98.70	107.00	88.05	103.70	81.70	118.10	93.00	102.70	78.65	107.00	88.05	70.70	56.00
Springfield, Mass. (via Albany)			259.33	183.19	259.33	183.19	246.68	163.04	226.88	153.04	223.58	149.74	237.98	156.59	218.73	142.24	226.88	153.04	188.03	117.74
Springfield, Mo. (via Kansas City)			116.50	101																

PULLMAN SLEEPING CAR RATES

(Federal Transportation Tax not included)
 These fares compiled from current Tariffs as of May 1, 1962 for information only. Not to be used for selling purposes. Subject to change without notice.
 See Page 41 for Rates for Upper Berths, Drawing Rooms, Compartments, Bedrooms, Roomettes, etc. Based on Applicable Lower Berth.

Salt Lake City	Denver	St. Louis	Kansas City	Co. Bluffs Omaha	Chicago	BETWEEN	Los Angeles	San Francisco	Las Vegas	Portland	Seattle Tacoma	Butte
Lower Standard Berth	Lower Standard Berth	Lower Standard Berth	Lower Standard Berth	Lower Standard Berth	Lower Standard Berth	AND	Lower Standard Berth	Lower Standard Berth	Lower Standard Berth	Lower Standard Berth	Lower Standard Berth	Lower Standard Berth
\$ 5.80	\$11.45	\$16.70	\$14.05	\$13.25	\$16.70	Ashton ⊗	\$ 13.75	\$ 13.75	\$*12.10	\$ 11.00	\$ 11.75	\$ 5.80
5.80	12.25	20.15	16.70	15.90	20.15	Boise	A14.50	A*16.90	A10.70	7.05	Q9.20	7.05
26.00	21.90	43.90	15.90	15.90	42.00	Boston	34.05	34.05	*33.25	33.20	33.20	25.25
6.30	11.75	16.70	14.05	13.25	17.00	Butte	14.70	A14.70	A*12.60	9.95	P9.95	
7.55		12.25	9.50	7.55	12.25	Cheyenne	16.70	16.70	12.55	16.70	16.70	9.95
16.70	12.25	5.80	6.30	6.70	6.70	Chicago	24.20	24.20	21.25	24.20	24.20	17.00
8.70		11.45	7.55	7.55	12.25	Denver	17.70	17.70	13.75	17.00	17.00	11.75
5.80	11.45	16.70	14.05	13.25	16.70	Idaho Falls	A13.75	A13.75	A*12.10	11.75	11.75	5.80
14.05	7.55	5.80		5.80	6.30	Kansas City	20.80	20.80	18.85	20.80	20.80	14.05
5.80	11.00	19.10	15.50	14.70	19.10	Ketchum (Sun Valley)	A14.05	A14.05	A10.20	8.70	M11.00	5.90
6.30	13.75	21.25	18.85	17.70	21.25	Las Vegas	5.80	G*11.60		A15.90	A*19.55	A11.45
10.20	17.70	23.15	20.80	20.80	24.20	Los Angeles				A18.10		A14.70
5.80	11.75	20.15	17.00	16.20	20.15	Lund	7.55	G*13.35	5.80	A13.75	A*19.05	A9.95
14.70				5.80	5.80	Marion	22.50	22.50	19.85	22.50	22.50	17.00
25.00	20.80	42.85	14.70	14.70	40.70	New York	33.20	33.20	*31.95	33.20	33.20	25.25
13.25	7.55	5.80	5.80	13.25	16.70	Ogden	10.20	10.70	6.70	11.00	A, K13.25	A5.80
8.70	14.05	20.15	18.45	17.70	20.80	Omaha-Council Bluffs	20.80	20.80	17.70	20.80	20.80	13.25
13.75	8.70			5.80	5.80	Pendleton	A17.35	H*15.30	A 13.75	5.80	N6.30	7.90
						Perry	21.90	21.90	18.45	21.90	21.90	16.20
24.20	20.15	42.00	14.05	14.05	40.70	Philadelphia	32.15	32.15	*31.25	32.15	32.15	24.50
5.80	9.20	16.70	14.05	13.25	16.70	Pocatello	A13.25	A13.75	A9.20	9.50	11.45	5.80
11.45	17.00	*23.15	20.80	20.80	24.20	Portland	A18.10	L*10.00	A15.90		5.80	9.95
47.95	14.70	22.20	19.85	18.45	22.20	Reno						
40.00	16.70	23.15	20.80	20.80	24.20	Sacramento					F11.00	A12.25
						Salt Lake City	10.20	40.70	6.30	11.45	A13.25	A6.30
10.70	8.70	16.70	14.05	13.25	16.70	San Francisco			G*11.60	L*10.00	C11.45	A14.70
15.90	11.45	23.15	20.80	5.80	5.80	Savanna	23.15	23.15	20.55	23.15	23.15	17.00
13.25	17.00	*23.15	20.80	20.80	24.20	Seattle	A13.25	H11.45	A*19.55	5.80	B10.20	P9.95
5.80	10.20	18.45	14.70	14.05	18.45	Shoshone			A9.50	8.70		5.80
*16.70	11.45	19.10	5.80	5.80	5.80	St. Louis	*23.15	*23.15	*21.25	*23.15	*23.15	*16.70
5.80	11.00	19.10	15.50	14.70	19.10	Sun Valley (Ketchum)	A14.05	A14.05	A10.20	8.70	M11.00	5.90
13.25	17.00	*23.15	20.80	20.80	24.20	Tacoma		H11.00	A*19.55	5.80		P9.95
5.80	11.45	16.70	14.05	13.25	16.70	Victor ⊗	A13.75	A13.75	A*12.10	11.75		5.80
*4.20	19.10	40.70	13.25	14.05	40.00	Washington	31.40	31.40	*31.25	32.15	32.15	24.50

Lower Standard Pullman Berth Rate between Pocatello, Idaho and Ashton, Idaho, \$5.80.

Bedroom Rates: Bedrooms are available on most Union Pacific trains. See equipment pages 6 to 15 inclusive. A Double bedroom contains one lower and one upper berth.
 EXCLUSIVE SPACE OCCUPANCY BY ONE PERSON: One and one-fourth rail tickets required for exclusive use of drawing-room; two adult rail tickets required for two bedrooms en suite or one bedroom and one compartment en suite. Pullman space charges additional.
 HOLDERS OF FAMILY PLAN TICKETS: From June 1 to September 15, each year, Family Plan tickets used in Bedrooms, Bedrooms Suites, or Compartments between points on Union Pacific Railroad; also on through trains operated jointly with the CMST&P or Wabash Railroads, will be counted as follows in meeting these minimum ticket requirements: Head of Family will be counted as One Adult Ticket; Additional passengers 12 years and older will be counted as One-Half (½) Adult Ticket Each; Additional passengers 5 and under 12 years will be counted as One-Fourth (¼) Adult Ticket Each.
 † These fares not to be applied to table on page 41. See table below.
 * Made combination of fares.
 (A) Via Salt Lake City, Green River or Brigham City and Pocatello.
 (B) From Tacoma, lower standard berth, \$9.95.
 (C) Via Southern Pacific Company and Portland. From Tacoma lower standard berth, \$11.00.
 (E) Via Southern Pacific Company and Portland. From Tacoma, lower standard berth, \$14.70.
 (F) Via Southern Pacific Company and Portland. From Tacoma, lower standard berth, \$10.20.
 ‡ Rates effective and service available during Parks Summer Season ONLY.
 (G) Via Los Angeles. (H) Via Southern Pacific Company and Portland.
 (K) From Tacoma, lower standard berth, A\$12.55.
 (L) Via Southern Pacific Company.
 (M) From Tacoma, lower standard berth, \$10.20.
 (N) From Tacoma, lower standard berth, \$5.80.
 (P) Via Direct Lines. (Q) From Tacoma, lower standard berth \$8.70.
 • Berth rates to and from Cheyenne, Denver and west apply via Omaha or via Kansas City.

† Table of rates for various accommodations in Standard Pullman Sleeping Cars—Where Table on Page 41 not applicable.

Where Lower Berth Rate is	Upper Berth Rate is	Roomette for one Person is	Duplex Single Room for one Person is	Bedroom for one Person is	Bedroom for two or more Persons is	Bedroom Suite for two or more Persons is	Compartment for one Person is	Compartment for two or more Persons is	Drawing Room for one Person is	Drawing Room for two or more Persons is
\$7.95	\$5.95	\$12.45	\$15.25	\$18.00	\$21.70	\$36.00	\$18.85	\$23.35	\$25.50	\$31.80
10.00	7.50	13.90	17.00	20.05	24.00	40.05	21.00	26.00	28.50	35.50
10.70	8.20	15.10	18.20	21.40	25.65	42.90	22.45	27.75	30.50	37.95
12.00	9.10	16.80	20.15	23.80	28.45	47.60	25.05	30.90	34.10	42.25
12.85	9.70	17.95	21.40	25.40	30.25	50.90	26.75	32.90	36.40	45.10
13.90	10.60	19.60	23.35	27.50	32.65	55.05	28.90	35.45	39.35	48.65

Table of Rates for Various Accommodations in Standard Pullman Sleeping Cars Effective May 1, 1962

(Federal Transportation Tax not included)

Where Lower Berth Rate is	Upper Berth Rate is	Roomette for one Person is	Rmte. Suite for two or more persons is	Bed Room for one Person is	Bed Room for two or more Persons is	BedR'm Suite for two or more Persons is	Compart'm't for one Person is	Compart'm't for two or more Persons is	Drawing Room for one Person is	Drawing Room for two or more Persons is
\$5.80	\$4.40	\$8.10	\$14.75	\$11.90	\$14.75	\$23.85	\$12.55	\$15.85	\$16.90	\$21.35
5.90	4.50	8.25	14.95	12.20	14.95	24.35	12.75	16.10	17.20	21.75
6.30	4.75	8.75	15.95	13.05	15.95	26.10	13.65	17.15	18.40	23.15
6.70	5.15	9.40	16.65	13.75	16.65	27.45	14.40	18.05	19.40	24.40
7.05	5.40	9.95	17.50	14.40	17.50	28.75	15.10	18.95	20.40	25.65
7.55	5.65	10.55	18.65	15.40	18.65	30.80	16.10	20.10	21.75	27.25
7.90	6.10	11.05	19.50	16.10	19.50	32.15	16.85	21.00	22.75	28.55
8.30	6.30	11.60	20.20	16.80	20.20	33.55	17.60	21.90	23.80	29.75
8.70	6.65	12.20	21.20	17.65	21.20	35.30	18.45	22.90	24.95	31.20
9.20	6.95	12.80	22.20	18.50	22.20	37.00	19.40	24.10	26.30	32.80
9.50	7.15	13.25	22.95	19.15	22.95	38.25	20.05	24.85	27.20	33.90
9.95	7.55	13.80	23.90	19.90	23.90	39.75	20.90	25.85	28.40	35.35
10.20	7.80	14.40	24.50	20.45	24.50	40.95	21.45	26.50	29.10	36.25
10.70	8.10	14.85	25.55	21.40	25.55	42.75	22.40	27.70	30.45	37.85
11.00	8.40	15.50	26.30	21.95	26.30	43.95	23.05	28.45	31.35	38.90
11.45	8.65	16.00	27.20	22.70	27.20	45.45	23.90	29.50	32.50	40.35
11.75	9.00	16.60	27.95	23.35	27.95	46.75	24.55	30.25	33.35	41.45
12.25	9.25	17.10	28.90	24.25	28.90	48.55	25.50	31.45	34.70	43.05
12.55	9.50	17.65	29.65	24.85	29.65	49.70	26.15	32.15	35.55	44.10
12.95	9.85	18.15	30.50	25.60	30.50	51.20	26.90	33.10	36.65	45.40
13.25	10.10	18.65	31.20	26.25	31.20	52.50	27.55	33.85	37.50	46.45
13.75	10.50	19.20	32.35	27.10	32.35	54.20	28.50	35.00	38.80	48.05
14.05	10.70	19.70	33.00	27.80	33.00	55.60	29.15	35.75	39.70	49.15
14.50	10.95	20.20	33.90	28.50	33.90	57.00	30.00	36.80	40.85	50.60
14.70	11.35	20.70	34.45	29.10	34.45	58.20	30.45	37.30	41.45	51.25
15.25	11.50	21.25	35.50	29.95	35.50	59.90	31.60	38.60	42.95	53.10
15.50	11.80	21.70	36.25	30.60	36.25	61.15	32.05	39.25	43.70	54.00
15.90	12.10	22.20	36.95	31.10	36.95	62.25	32.80	40.15	44.70	55.25
16.20	12.35	22.70	37.70	31.80	37.70	63.65	33.40	40.90	45.55	56.30
16.70	12.70	23.25	38.65	32.65	38.65	65.35	34.40	42.05	46.90	57.90
17.00	12.90	23.75	39.40	33.25	39.40	66.50	35.05	42.80	47.80	59.00
17.35	13.20	24.30	40.10	33.95	40.10	67.90	35.65	43.60	48.65	60.05
17.70	13.55	24.75	41.05	34.65	41.05	69.30	36.40	44.50	49.70	61.35
18.10	13.70	25.25	41.75	35.35	41.75	70.70	37.15	45.40	50.75	62.55
18.45	14.00	25.85	42.60	36.10	42.60	72.20	37.90	46.30	51.75	63.85
18.85	14.30	26.25	43.35	36.75	43.35	73.50	38.65	47.20	52.80	65.10
19.10	14.55	26.80	44.05	37.25	44.05	74.55	39.20	47.85	53.55	66.00
19.45	14.80	27.35	44.90	38.10	44.90	76.15	39.95	48.75	54.55	67.20
19.85	15.10	27.70	45.65	38.70	45.65	77.45	40.70	49.60	55.55	68.50
20.15	15.35	28.20	46.40	39.35	46.40	78.70	41.35	50.40	56.50	69.55
20.55	15.55	28.80	47.10	39.95	47.10	79.90	42.10	51.35	57.50	70.80
20.80	15.90	29.15								

UNION PACIFIC RAILROAD

PASSENGER and FREIGHT SERVICE OFFICES

Traveler? Shipper? Our sales representatives, listed below, will gladly assist you. Service is our most important Product!

ABERDEEN, WASH.—3 U. P. Station, K and River Sts.—Phone LEnnox 2-6695
ARMOND C. TAYLOR..... General Traffic Agent

ALHAMBRA, CALIF.—City Tkt. Office, 51 S. Garfield Ave.—Phone Atlantic 18763
H. L. CAMPBELL..... (or Phone Cumberland 32624)..... Ticket Agent

ATLANTA 3, GA.—705 Fulton Nat'l Bank Bldg., 55 Marietta St., N. W.—
JOHN D. GLOVER..... (Phone Jackson 4-6361)..... General Traffic Agent
J. R. TURNER..... (Tampa)..... Traffic Agent

BEND, ORE.—1054 Bond St.—Phone Evergreen 2-1901
C. W. REXROAD..... General Traffic Agent

BEVERLY HILLS, CALIF.—251 No. Beverly Drive—Phone Crestview 1-7167
E. D. CHAMBERLAIN..... (or Phone Bradshaw 2-1635)..... Traffic Agent
HAROLD FRIEDMAN..... City Ticket Agent

BIRMINGHAM 3, ALA.—701 Brown-Marx Building—Phone Alpine 1-7163
SAMUEL H. HENRY..... General Traffic Agent

BOISE, IDAHO—City Ticket Office, Idaho Bldg., 212 No. 8th St.—Phone 543-6465
A. H. GENCE..... Traffic Manager
D. F. ALVORD..... General Traffic Agent
W. J. HYNES..... Special Representative
C. S. SHARP..... City Passenger and Ticket Agent

BOSTON 8, MASS.—208 Old South Bldg., 294 Washington St.—
C. A. MORRIS..... (Phone Hubbard 2-6380)..... General Traffic Agent

BREMERTON, WASH.—Consolidated Ticket Office, 228 First St.—Phone Essex 3-1401
J. W. HANSON..... Ticket Agent

BUTTE, MONT.—609 Metals Bank Bldg., 8 West Park Street—Phone 792-3389
EVAN H. LYMAN..... General Traffic Agent

CEDAR CITY, UTAH—Union Pacific Station..... Phone Juniper 6-3211
F. R. GAINES..... Agent

CHEYENNE, WYO.—Union Pacific Pas. Station, 121 West 15th St. Phone 634-4421
C. E. ASTLER..... Special Representative
F. H. GILROY..... General Traffic Agent
W. A. BROWN..... City Passenger and Ticket Agent

CHICAGO 3, ILL.—11 South LaSalle Street at Madison—
H. C. YERGER..... Traffic Manager
W. V. LAYMAN..... (Phone Randolph 6-0141)..... Assistant Traffic Manager
H. G. GRAUPNER..... General Freight Agent
E. L. ERICKSON..... General Traffic Agent
J. R. HENDERSON..... Foreign Freight Traffic Manager

CHICAGO 3, ILL.—City Ticket Office, One So. LaSalle St.—(Phone Randolph 6-0141)
For Passenger Information or Reservation, Call ANdover 3-1656.
A. J. WHITE..... General Passenger Agent
R. F. SNEILING..... City Ticket Agent
Miss MARION A. MCKINNEY..... Women's Travel Department

CHICAGO 6, ILL.—Room 366, Union Station—Phone Randolph 6-0141
W. J. FORAL..... Manager, Department of Tours

CINCINNATI 2, OHIO—303 Dixie Term. Bldg., 4th & Walnut Sts.—Phone Main 1-0144
E. W. MAU..... General Traffic Agent
W. T. NIELSEN..... (Columbus)..... Traffic Agent
O. H. TEDRICK..... (Louisville)..... Traffic Agent

CLEVELAND 13, OHIO—1407 Terminal Tower, 50 Public Square—
D. P. DRISCOLL..... (Phone Main 1-3070)..... General Traffic Agent
G. W. NESTER..... (Buffalo)..... Traffic Agent
R. J. GOUBLEY..... (Findlay)..... Traffic Agent

DALLAS 1, TEXAS—2108 Mercantile Bank Bldg.—Phone Riverdale 1-5915
M. A. ARNOLD..... General Traffic Agent
ERNICE STOVALL, JR..... (Houston)..... Traffic Agent

DENVER 2, COLO.—City Ticket Office, 535 17th Street—Phone Keystone 4-4141
Wm. JAMES..... Traffic Manager
W. H. WHALEN..... General Freight and Passenger Agent
E. R. A. SIEMERS..... General Traffic Agent
L. C. CLEAVENGER..... City Ticket Agent
J. F. LEMMEL..... Depot Passenger Agent

For Passenger Information or Reservation, Call TAdor 5-3211

DES MOINES 9, IOWA—407 Equitable Bldg., 6th & Locust Sts.—
W. W. MCKEE..... (Phone CHerry 3-0585)..... General Traffic Agent

DETROIT 26, MICH.—612 Book Bldg., 1249 Washington Blvd.—
J. M. ADAMS..... Traffic Manager
F. O. KANSORKA..... (Phone Woodward 1-7794)..... General Traffic Agent
E. L. CLARK..... District Traffic Agent
V. W. LIDDELL..... District Traffic Agent
G. A. NESTOR..... (Grand Rapids)..... Traffic Agent
A. J. BRAMAN..... (Lansing)..... Traffic Agent
H. E. JOHNSON..... (Toledo)..... Traffic Agent

EAST LOS ANGELES, CALIF.—5454 Ferguson Drive—Phone Raymond 5-5821
J. J. WALKER..... Ticket Agent

EUGENE, ORE.—Suite 21, Cascade Bldg., 163 East 12th Avenue
J. E. ATHERTON..... (Phone Diamond 6-3481)..... General Traffic Agent

FRESNO 1, CALIF.—207 Rowell Bldg., Tulare St. & Van Ness Ave.—
H. G. PELLETIER..... (Phone AMherst 4-6671)..... General Traffic Agent
W. E. MCTIGHE..... (Bakersfield)..... Traffic Agent

GERING, NEBR.—Union Pacific Station—Phone 436-2415
F. M. PURNELL..... General Traffic Agent

GLENDALE 3, CALIF.—City Ticket Office, 406 North Brand Boulevard—
E. ARNOLD SMITH..... General Traffic Agent
(Phone Citrus 1-2174 or CHapman 5-1370)
W. P. HISERODT..... City Ticket Agent

HOLLYWOOD 23, CALIF.—City Ticket Office, 6702 Hollywood Blvd.—
W. F. BROWN..... (Phone Hollywood 4-0221)..... General Traffic Agent
J. A. JANSEN..... City Ticket Agent

HUNTINGTON PARK, CALIF.—City Ticket Office, 7002 Pacific Blvd.—
M. F. LOGUE..... (Phone LUDlow 8-9881)..... Traffic Agent

KANSAS CITY 6, MO.—200 Waldheim Bldg., 6 East Eleventh St.—Phone Mayfair 1-3030
S. REINHARDT..... Traffic Manager
R. C. DARGY..... General Freight and Passenger Agent

City Ticket Office—2 East Eleventh Street—Phone Mayfair 1-3030
HARRY M. BACK..... General Traffic Agent
C. T. CLARKE..... City Ticket Agent
R. E. MEAD..... (Hays)..... Traffic Agent
D. V. MARTIN..... (Manhattan)..... Traffic Agent
R. JOHANSEN..... Depot Passenger Agent

Kansas City, Kans., Union City Ticket Office, Town House Hotel, 7th & State Sts.
A. B. NOWELL..... (Phone ATwater 1-1550)..... City Ticket Agent

LAS VEGAS, NEV.—Union Pacific Station—Phone Dudley 4-9000
W. R. NEUSTROM..... General Traffic Agent
L. M. LAYNE..... District Traffic Agent
P. D. BOTSFORD..... Ticket Agent

LEWISTON, IDAHO—Room 7, Union Depot—Phone SH 3-4121
J. L. REEVES..... General Traffic Agent

LINCOLN 8, NEBR.—City Ticket Office, 234 So. 13th St.—Phone HEmlock 2-6517
J. A. CUNNINGHAM..... General Traffic Agent

LONG BEACH 2, CALIF.—City Ticket Office, 221 Long Beach Blvd.—
R. W. CONNELL..... (Phone HEmlock 7-2931)..... General Traffic Agent
W. A. MANZ..... City Ticket Agent

LONGVIEW, WASH.—Ticket Office, 1453 Broadway Phone Hamilton 3-9210
B. H. PAST..... Ticket Agent

LOS ANGELES 14, CALIF.—Union Pacific Bldg., 422 W. 6th Street—
J. W. PADDEN..... Traffic Manager
F. L. MORGAN..... (MADison 7-9211)..... Assistant Traffic Manager
J. D. MALEFYT..... General Freight Agent
H. J. BURING..... General Freight Agent
N. E. LUTHE..... General Passenger Agent
E. M. SWANSON..... Assistant General Passenger Agent
G. M. ROLAND..... District Baggage Agent
City Ticket Office—Union Pacific Bldg., 434 W. 6th Street—Phone MADison 7-9211
R. MAHONEY..... City Ticket Agent
Union Pacific Building—608 So. Olive Street—Phone MADison 7-9211
C. F. HALLSMAN..... General Agent, Passenger Department
610 So. Olive Street—Phone MADison 7-9211
H. J. DeLACY..... General Agent, Freight Department
For Passenger Information or Reservation, Call MADison 9-1351.

Union Passenger Station—
L. H. LINSTROM..... (Phone MADison 9-1351)..... Depot Ticket Agent
K. R. MEEK..... (Phone MADison 7-9211)..... Depot Passenger Agent
T. J. GILGOLLY..... (Phone MADison 7-9211)..... Depot Passenger Agent

MEDFORD, ORE.—1307 West Main St. Phone 773-5383
L. J. ZIESMER..... General Traffic Agent

MEMPHIS 3, TENN.—1137 Sterick Bldg., 8 No. Third St.—Phone JAcKson 6-3419
G. E. ROTHROCK..... General Traffic Agent
D. J. NELSON, (No. Little Rock, Ark.)..... Traffic Agent

MILWAUKEE 3, WIS.—814 Warner Bldg., 212 W. Wisconsin Ave.—
J. G. DUGGAN..... (Phone BRoadway 1-7833)..... General Traffic Agent
P. H. SCHEIDT..... (Appleton)..... Traffic Agent

MINNEAPOLIS 2, MINN.—890 Northwestern Bank Bldg., 626 Marquette Ave.—
C. A. RICHARDS..... (Phone FEderal 2-2451)..... General Traffic Agent

NEW ORLEANS 12, LA.—504 National Bank of Comm. Bldg., 210 Baronne St.—
D. V. RICKSON..... (Phone JAcKson 2-2274)..... General Traffic Agent

NEW YORK 20, N. Y.—625 Fifth Ave., Suite 350, Rockefeller Center—
T. L. VOGEL..... (Phone CIrcle 6-4900)..... Traffic Manager
H. F. BREVOORT..... (Phone CIrcle 6-4903)..... Assistant Traffic Manager
L. J. MCKERNAN..... (Phone CIrcle 6-4900)..... General Traffic Agent
EDWARD MACKAY, JR..... District Traffic Agent
E. R. VAN DOREN..... District Traffic Agent
W. E. GODDARD..... Passenger and Ticket Agent
J. T. MEANY..... (Syracuse)..... Traffic Agent

OAKLAND 12, CALIF.—214 Central Building, 436 14th St.—
H. C. DUNFEE..... (Phone GLencourt 1-8576)..... General Traffic Agent

OGDEN, UTAH—Rm. 100 Union Station, 25th St. & Wall Ave. Phone EXport 4-5533
H. O. MCINTYRE..... General Traffic Agent
T. L. CARRICK..... Depot Passenger Agent

OMAHA 2, NEBR.—Union Pacific Building, 1416 Dodge St.—Phone 542-5822
A. G. HILKER..... Passenger Traffic Manager
G. ANDERSON..... Assistant Passenger Traffic Manager
I. D. KESSLER..... Assistant Passenger Traffic Manager
R. B. JOHNSON..... General Passenger Agent
C. I. GILES..... Assistant General Passenger Agent
C. E. DUFF..... Manager Mail, Baggage and Express Traffic
A. B. TAYLOR..... Traffic Manager
J. W. JARVIS..... Supervisor, Livestock and Agriculture

City Ticket Office—Corner 15th & Dodge Streets—Phone 542-5822
R. A. FORAL..... General Traffic Agent
R. S. FARLEY..... District Traffic Agent
W. W. NEILL..... City Ticket Agent
H. A. HOBNER..... (Kearney)..... Traffic Agent
J. R. DANLEY..... (Grand Island)..... Traffic Agent
D. J. LEWIS..... Depot Passenger Agent

PASADENA, CALIF.—Un. Pac. Station, 205 W. Colorado Blvd.—Ph. SYcamore 2-4107
H. G. BARTLETT..... General Traffic Agent
F. R. LEFFINGWELL..... City Ticket Agent

PHILADELPHIA 2, PA.—904 Girard Trust Bldg., Broad St. & So. Penn Sq.—
W. D. HARING..... (Phone LOcust 3-2170)..... General Traffic Agent

PITTSBURGH 22, PA.—1419 Oliver Bldg., Smithfield Street and Sixth Avenue—
H. G. LOCKE..... (Phone ATLantic 1-0860)..... General Traffic Agent
E. W. HARRIS..... District Traffic Agent

POCATELLO, IDAHO—Union Pacific Passenger Station—Phone CE2-4450
R. A. ANDERSON..... General Traffic Agent
S. A. GRAYSON..... (Idaho Falls)..... Traffic Agent
R. B. WRIGHT..... (Twin Falls)..... Traffic Agent

POMONA, CALIF.—Union Pacific Passenger Station—Phone NATional 2-5661
G. J. CROSS..... Traffic Agent

PORTLAND 5, ORE.—751 Pittcock Block—Phone CAptiol 7-7771
G. A. BROWN..... Traffic Manager
W. V. KEE..... Assistant Traffic Manager
C. H. SALTMARSH..... General Passenger Agent
P. A. COLE..... Assistant General Passenger Agent
G. D. SCHADE..... General Freight Agent
R. D. TOOMEY..... General Agent, Freight Department
L. A. NEASE..... District Baggage Agent
City Ticket Office—701 S. W. Washington Street—Phone CAptiol 7-7771
W. S. RUSH..... General Agent, Passenger Department
H. C. WEDDLE..... City Ticket Agent
G. R. KAMERZELL..... Depot Passenger Agent

RENO, NEV.—501 North Virginia St., Suite 205 Phone FA 5-4881
W. M. CUNNINGHAM..... General Traffic Agent

RIVERSIDE, CALIF.—Union Pacific Pass. Station, 7th & Vine Sts.—
J. L. BRECHIN..... (Phone OVerland 3-3190)..... General Traffic Agent

ST. JOSEPH 9, MO.—City Ticket Office, 602 Corby Building—5th and Felix Sts.—Phone ADams 2-5485
L. L. CRAWFORD..... General Freight and Passenger Agent
J. W. TURNER..... Passenger and Ticket Agent
R. W. ARONSON..... (Hastings, Nebr.)..... Traffic Agent

ST. LOUIS 1, MO.—1223 Ambassador Bldg., 411 North 7th St.—Phone CHestnut 1-7750
T. W. GURSKY..... General Traffic Agent

SACRAMENTO 14, CALIF.—217 Forum Bldg., 1107 Ninth St.—
J. G. JOHNSON..... (Phone GILbert 2-1025)..... General Traffic Agent
A. H. CLARK..... (Klamath Falls)..... District Traffic Agent

SALINA, KANS.—Third and Ash Streets—Phone TAYlor 3-4653
FRANK S. BEDNAR..... General Traffic Agent

SALT LAKE CITY 11, UTAH—417 South Main St.—Phone EMpire 3-1644
RHEES FIFE..... Traffic Manager
R. T. GRIFFIN..... General Freight and Passenger Agent
R. E. HAUTZINGER..... General Traffic Agent
M. D. BAER..... District Traffic Agent
A. M. WILSON..... District Traffic Agent
J. G. SEEGMILLER..... City Ticket Agent
I. O. LINDQUIST..... Depot Passenger Agent
For Passenger Information or Reservation, Call DAVIS 8-1683

SAN DIEGO 1, CALIF.—City Ticket Office, 320 Broadway—Phone BELmont 3-7241
I. V. HELMICK..... General Traffic Agent
W. F. MILNER..... Ticket Agent

SAN FRANCISCO 5, CALIF.—405 Market Street—Phone GARfield 1-6050
M. H. FOWLER..... Traffic Manager
B. P. COSTELLO..... Assistant Traffic Manager
C. B. BELL..... General Traffic Agent
W. E. KENNEDY..... (Santa Rosa)..... Traffic Agent
City Ticket Office—405 Market Street—Phone GARfield 1-6030
J. A. GOLOBICK..... General Freight and Passenger Agent
J. R. NAPTON..... City Ticket Agent

SAN JOSE 13, CALIF.—811 Bank of America Bldg., First and Santa Clara Sts.—
H. C. DANNER..... (Phone CYpress 2-3878)..... General Traffic Agent
W. H. MCPHERSON..... (Salinas)..... District Traffic Agent

SAN PEDRO, CALIF.—City Ticket Office, 305 So. Pacific Ave.—
R. R. POPE..... (Phone TErminAl 2-7531)..... General Traffic Agent
R. N. ASBET..... City Ticket Agent

SANTA ANA, CALIF.—City Ticket Office, 305 North Main Street—
ERNST G. HAYES..... (Phone KImberly 2-3979)..... General Traffic Agent

SANTA MONICA, CALIF.—City Ticket Office, 307 Santa Monica Blvd.—
W. A. CHENEY..... (Phone 398-9951)..... General Traffic Agent
D. E. ANDERSEN..... City Ticket Agent

SEATTLE 4, WASH.—204 Union Station, 4th Ave. & Jackson St. Phone MAn 3-6933
L. G. STAHL..... Assistant Traffic Manager
Wm. C. COLLIER..... General Agent, Freight Department

SEATTLE 1, WASH.—City Ticket Office—1300 Fourth Avenue at University—
W. H. AHLGRIM..... (Phone MAn 3-6933)..... General Agent, Passenger Department

SIOUX CITY 1, IOWA—418 Benson Bldg., 705 Douglas St.—Phone 5-8388
L. J. ROACH..... General Traffic Agent

SPOKANE 1, WASH.—Union Station, West 430 Trent Avenue—
L. E. DONAHUE..... (Phone MAdison 4-4121)..... General Traffic Agent
WILLIAM BELL, 818-16th Ave. West, Calgary, Canada..... Traffic Agent
Phone AD-6-1170

STOCKTON 6, CALIF.—206 California Bldg., 11 So. San Joaquin St.—
CARL BIANCHINI..... (Phone HOWard 6-3681)..... General Traffic Agent
L. A. DAY..... (Modesto)..... Traffic Agent

SUN VALLEY, IDAHO—Phone Sun Valley 5311
J. D. SIDLEY..... Transportation Agent

TACOMA 2, WASH.—City Ticket Office, 114 South Ninth St.—
F. G. ROTHWELL..... (Phone BRoadway 2-2475)..... General Traffic Agent

TOPEKA, KANS.—Freight Station—Phone CEntral 3-4138
R. A. WINN..... General Traffic Agent

TORONTO 1, ONT.—201-2 Canadian Pacific Bldg., 69 Yonge St. Phone EMpire 4-7239
W. W. CREIGHTON..... General Traffic Agent

TULSA 3, OKLA.—721 Kennedy Bldg., 321 South Boston St.—Phone LUther 2-6859
L. B. BRADLEY..... General Traffic Agent

VANCOUVER, B. C.—Room No. 315, Burrard Bldg., 1030 West Georgia St.—
A. McKERRON..... (Phone MUtual 3-8661)..... General Traffic Agent

VICTOR, IDAHO—Union Pacific Station..... Phone 621
G. A. SESSIONS..... Agent

WALLA WALLA, WASH.—Union Pacific Passenger Station, 13th & West Main St.—
J. M. LANDAU..... (Phone JAcKson 9-1610)..... General Traffic Agent
L. R. CAPPS..... (Pendleton)..... Traffic Agent

WASHINGTON 5, D.C.—600 Shoreham Bldg., 15th and H Sts., N. W.—
C. G. DANKMYER..... (Phone REpublic 7-0600)..... General Traffic Agent
R. H. GATES..... District Traffic Agent
J. G. CORBIN..... (Richmond, Va.)..... Traffic Agent

WINSTON-SALEM 3, N. C.—311 Reynolds Bldg., 4th and Main Sts.—
D. R. WALKER..... (Phone PArk 2-4881)..... General Traffic Agent

YAKIMA, WASH.—Union Pacific Building, 104 W. Yakima Ave.—
R. A. HOWLAND..... (Phone GLencourt 7-4181)..... General Traffic Agent
D. W. MILES..... (Kennewick, Wash.)..... Traffic Agent

J. R. MacANALY
Vice-President, Traffic
OMAHA 2, NEBR.

A. G. HILKER
Passenger Traffic Manager
OMAHA 2, NEBR.

N. B. MARVIN
General Freight Traffic Manager
(Sales and Service)
OMAHA 2, NEBR.

C. O. SHOWALTER
General Freight Traffic Manager
(Rates and Divisions)
OMAHA 2, NEBR.

UNION PACIFIC'S EAST LOS ANGELES Transfer Service



To Ticket Agents, Travel Agents and Our Patrons; Passengers:

East Los Angeles Station, with waiting rooms and public conveniences, serves as a transfer station for Union Pacific passengers, via motor bus to and from Pasadena, Glendale, Disneyland Hotel, Anaheim and Long Beach-San Pedro Branch Line points.

Modern air-conditioned motor buses are operated by the Union Pacific Stage Company, a subsidiary of the Union Pacific Railroad, and all tickets routed via the Union Pacific direct or via Los Angeles, to or from above points and intermediate branch line stations, are honored via East Los Angeles and motor bus. See Tables 7, 8, and 9 on page 21 for local schedules of all motor coaches.

The picture above shows how easy it is for friends and relatives to meet passengers at East Los Angeles. There is ample parking and it is free.

Train luggage is quickly delivered to the bus driver and arrives at destination with the traveler.

Checked Baggage: Baggage should be checked to the following city ticket office or depots only: Glendale; Pasadena; East Los Angeles; Whittier; Fullerton; Anaheim; Lakewood; Long Beach and San Pedro. (Only East Los Angeles, Long Beach and Pasadena stations are open Saturdays and Sundays for claiming or checking baggage.)

