


Whenever you ship or travel, be specific, say **UNION PACIFIC**

October 28, 1962

October 28, 1962

UNION PACIFIC

UNION PACIFIC


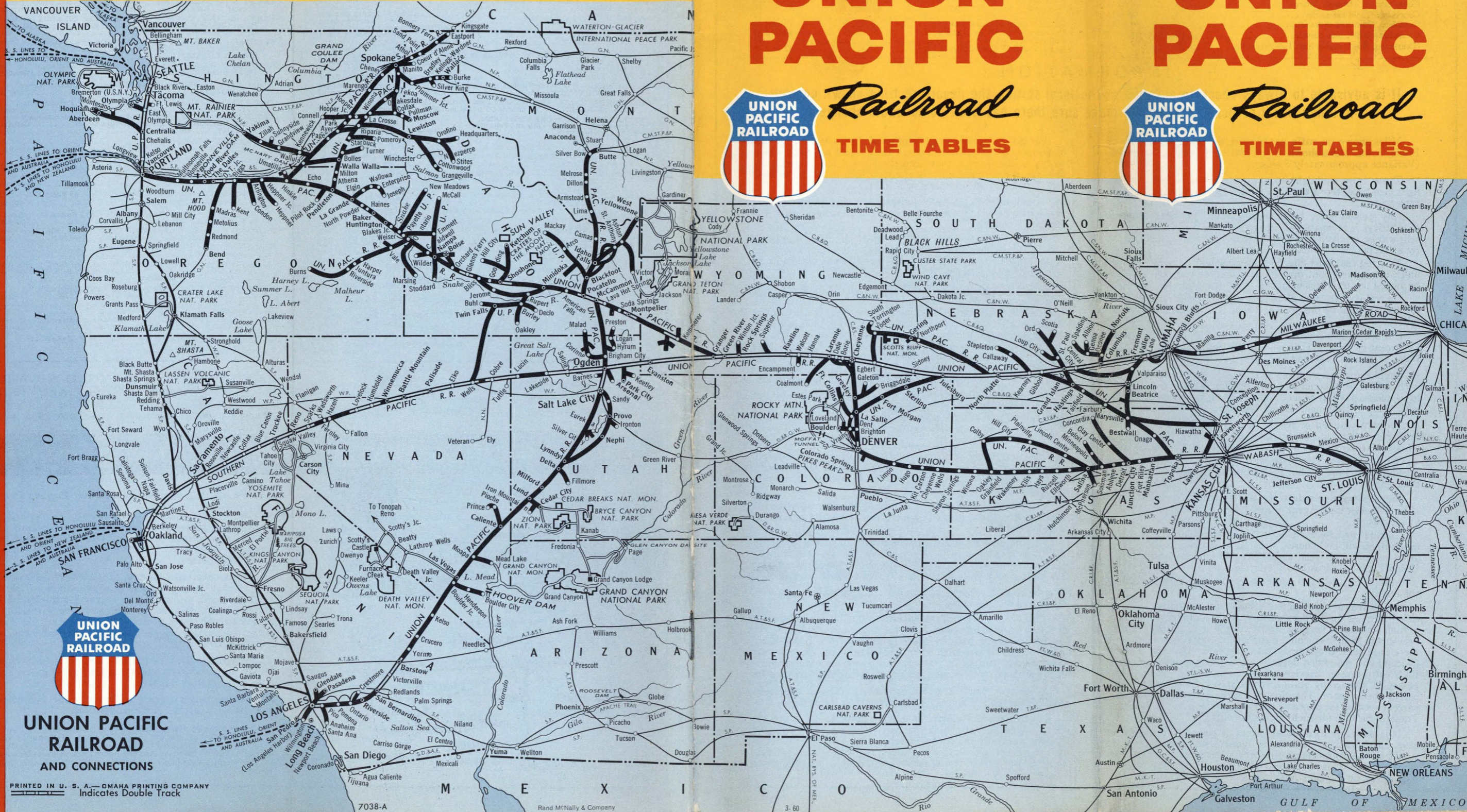


Railroad
TIME TABLES



Railroad
TIME TABLES

Serving thirteen western states with the finest in travel comfort and dependable freight service



UNION PACIFIC RAILROAD
AND CONNECTIONS

PRINTED IN U. S. A. — OMAHA PRINTING COMPANY
Indicates Double Track

7038-A

Rand McNally & Company

3-60

GULF OF MEXICO

TABLE OF CONTENTS

Section Page
Index to Union Pacific Stations... 3 to 5
Equipment of Through Trains... 6 to 15
Condensed Train Schedules... 6 to 15
Complete Train Schedules... 16 to 31
Connecting Rail Lines Service... 33, 34 and 35
Connecting Bus Lines at East Los Angeles... 21
Section Page
Connecting Bus Lines Service... 32
Address of Principal Union Pacific Stations... 34
Reserved Coach Seat Charges... 36
One Way Railroad Fares... 37
Round Trip Railroad Fares... 38 and 39
Pullman Sleeping Car Charges... 40 and 41
Pullman Seat Fares... 41
Union Pacific Representatives... 42 and 43

INFORMATION

It is advisable to always check in advance at the local station the departure time shown on your Pullman ticket or ticket envelope to make sure there has been no schedule change.

Miles shown on mile posts read westward from Council Bluffs, Iowa. Miles shown herein are from Omaha, Nebraska. (Variance approximately 3 miles.)

Time from midnight to noon inclusive, is indicated by light face type; from noon to midnight inclusive, by dark face type.

Any person who, because of mental, physical or other disability, is incapable of properly caring for himself or herself, will be received as a passenger ONLY when accompanied by a competent attendant.

New leg rest seat coaches are assigned to the Domeliners and Streamliners, but operation of non-leg rest coaches may be necessary on occasions, due to emergencies or shortages.

On trains that carry chair car porters, there is no charge for the services of the porter. There is a nominal charge for pillows.

Children under 5 years of age ride free, when accompanied by parent or guardian; 5 years of age and under 12, pay half fare; 12 years of age and over, pay full fare.

Should any question or difference of understanding arise with agents or conductors as to proper fare or ticket privileges, please pay fare requested, take receipt, and communicate with General Passenger Traffic Manager, Omaha 2, Nebr.

Tickets unused or partly used, will be redeemed under tariff regulations at proper value. Consult any Union Pacific office or write to Gen'l Passenger Traffic Mgr., Omaha 2, Nebr.

Stopovers are permitted at all points where trains are scheduled to stop, within final limit of tickets, by notifying conductor.

Many attractive side trips and optional routes are available. Ask your local Agent or any Union Pacific representative for details.

Tickets reading via Union Pacific Railroad, with certain exceptions, will be honored by Greyhound Bus Lines between any two points between which Greyhound Bus Lines and the Union Pacific Railroad both operate.

You are requested to purchase your tickets before boarding the train.

At Chicago the Transfer coupon on a through railroad ticket entitles the holder, without additional charge, to have himself and hand luggage transferred in a Railroad Transfer Service car from his incoming to his outgoing station. Or, when there is at least a 3-hour interval between arrival of train in Chicago and scheduled departure time from outgoing station, Railroad Transfer Service will transfer such luggage to the passenger's outgoing station where it can be claimed at the parcel check room. The charge for this service is the usual parcel checking fee plus a 25 cent charge made by the Railroad Transfer Service for each bag or parcel.

It is desirable to mark or tag each piece of baggage (for easy identification) with your name and address and, in addition, place your name and permanent address inside each piece, whether it is checked or carried with you on the train. Ask Ticket or Baggage Agent for free address labels.

For the convenience and comfort of themselves and others, passengers are requested to check their hand baggage whenever possible, except that actually needed for personal use enroute. No responsibility is assumed for unchecked articles left in stations, on platforms or in cars.

Checkable Baggage consists of wearing apparel, toilet articles and such personal effects as the passenger may need for use on the trip.

Money, jewelry, negotiable papers, liquids, fragile or perishable articles, radios, typewriters, dishes and household goods are examples of some of the articles not checkable as baggage. Consult Agent.

One hundred and fifty (150) pounds of baggage, not exceeding one hundred dollars (\$100.00) in value, may be checked on each adult ticket, and one-half those amounts in connection with children's half-fare tickets. The charge is only 25 cents for each hand bag, 50 cents for each trunk. Family fare plan tickets, provide for checking of three hundred (300) pounds of baggage, not exceeding two hundred dollars (\$200.00) in value, regardless of number of passengers for which the ticket is issued, at the same nominal charge.

Passengers have the privilege of declaring additional value on checked baggage, not to exceed a total of \$2500.00, upon payment of a nominal charge, or of purchasing St. Paul Fire & Marine Insurance Company baggage insurance in any amount. Consult Agent.

Dogs and other small household pets may be transported in baggage cars subject to tariff regulations or they may be taken into room accommodations, when in suitable containers, subject to Pullman Company regulations.

Handling of dogs and pets in baggage cars on streamliner trains is necessarily restricted. Consult agent for details.

No single piece of baggage exceeding 300 pounds in weight, or single shipment in excess of \$2500.00 in value, will be checked. Exception: Boxes of heavy or corrugated pasteboard are limited to a gross weight of 50 pounds each.

All baggage should be marked plainly on outside with name and address of owner.

The Domeliner, Streamliner and Challenger trains do not handle checked baggage, remains and pets, to or from many intermediate points where passengers may board or detrain. It is suggested you check your baggage 24 hours in advance of your own departure. Consult agent or passenger representatives for details.

In case of Lost Articles, communicate with Manager, Mail, Baggage & Express Traffic, Omaha 2, Nebraska.

Union Pacific Railroad is not responsible for errors in time tables, inconvenience or loss resulting from delayed trains, failure to make connections, air conditioning failures, or emergency substitutions in equipment. Schedules, consists and designations of trains shown in this folder are subject to change without notice.

INDEX OF CONDENSED THROUGH TIME TABLES

Table with columns: BETWEEN AND, TABLE, BETWEEN AND, TABLE, BETWEEN AND, TABLE. Lists routes between cities like Chicago, Omaha, St. Louis, Reno, San Francisco, Salt Lake City, Cedar City, Las Vegas, Pasadena, Los Angeles, etc.

INDEX TO UNION PACIFIC STATIONS

Each Time Table is numbered. The numbers opposite the Stations are the numbers of the time tables in which the stations are shown. Stations marked * are located on Divisions indicated by table numbers, but are not shown in folder tables.

Large index table with columns: Table No., Station Name, Table No., Station Name, Table No., Station Name, Table No., Station Name, Table No., Station Name, Table No., Station Name. Lists numerous stations and their corresponding time table numbers.

Table of station locations with columns for Table No. and station names across various states including Colorado, Idaho, Nebraska, Kansas, and Utah.

Stations marked ■ are located on Divisions indicated by table numbers, but are not shown in folder tables.

Table of station locations with columns for Table No. and station names across various states including Colorado, Idaho, Nebraska, Kansas, and Utah.

Stations marked ■ are located on Divisions indicated by table numbers, but are not shown in folder tables.

WESTBOUND Read Down

CHICAGO — LOS ANGELES via Omaha and Salt Lake City

EASTBOUND Read Up

Table A: Condensed Schedules All Trains Daily. Includes columns for Domliner City of Los Angeles, The Challenger, Trains, Domliner City of St. Louis, and 'Las Vegas Holiday' Special. Lists routes to Omaha, Chicago, and back to Los Angeles with departure and arrival times.

NO. 103-104—Domliner CITY OF LOS ANGELES—DAILY. Cars from Chicago run via C. M. St. P. & P. to Omaha; thence U. P. Coach Seat Reservation Charge—See Page 36. Radio and Recorded Musical Programs. Dome Lounge Car, Streamlined Sleeping Cars, Dome Dining Car, Coffee Shop—Lounge Car, Dome Coach, Reclining Seat—Leg Rest Coaches.

NO. 103-104—THE CHALLENGER Domliner—DAILY. Cars from Chicago run via C. M. St. P. & P. to Omaha; thence U. P. Coach Seat Reservation Charge—See Page 36. Dome Coach, Reclining Seat—Leg Rest Coaches, Coffee Shop—Lounge Car, NO. 115-116—Streamliner "LAS VEGAS HOLIDAY" SPECIAL, NO. 7-5; 6-8—DAILY, NO. 9-10—Domliner CITY OF ST. LOUIS—DAILY.

CHICAGO — SAN FRANCISCO—via Omaha

WESTBOUND Read Down

EASTBOUND Read Up

Table B: Condensed Schedules All Trains Daily. Includes columns for Domliner City of San Francisco, Train, and Domliner City of St. Louis. Lists routes to Chicago, Omaha, and back to San Francisco with departure and arrival times.

NO. 101-102—Domliner CITY OF SAN FRANCISCO—DAILY. Trains run via C. M. St. P. & P. Chicago—Omaha; U. P. Omaha—Ogden; S. P. Ogden—San Francisco. Coach Seat Reservation Charge—See Page 36. Dome Lounge Car, Streamlined Sleeping Cars, Reclining Seat—Leg Rest Coaches, Cafe Lounge Car, Dome Dining Car, Dining Car.

These lounge cars are for exclusive use of sleeping car passengers. The City of San Francisco has a lounge car for coach passengers. Limited handling of checked baggage on this train; consult agent. Time from 12:01 midnight to 12:00 noon shown in light face type. Time from 12:01 noon to 12:00 midnight shown in heavy face type.

CHICAGO—OMAHA—DENVER

Table C: Condensed Schedules All Trains Daily. Includes columns for Advance Coach Seat Reservations Required, Domliner City of Denver, and Advance Coach Seat Reservations Required. Lists routes to Chicago, Omaha, and back to Denver with departure and arrival times.

NO. 111-112—Domliner CITY OF DENVER—DAILY. Trains run via C. M. St. P. & P. Chicago—Omaha; U. P. Omaha—Denver. Dome Lounge Car, Streamlined Sleeping Cars, Dome Coach, Reclining Seat—Leg Rest Coaches, Dome Dining Car. Stops to take paying passengers for Denver or beyond; also to let off from Chicago.

CHICAGO to PORTLAND and SEATTLE via Omaha and Denver

Table D Condensed Schedules All Trains Daily. Includes routes like Chicago to Omaha, Omaha to Denver, Denver to Portland, and Portland to Seattle. Lists departure and arrival times for various stations.

Equipment for Page 8. NO. 105-Domeliner CITY OF PORTLAND-DAILY. C. M. St. P. & P. to Omaha; No. 457 Portland-Seattle. Radio and Recorded Musical Programs.

Dome Lounge Car... Chicago to Portland. Streamlined Sleeping Cars. Chicago to Portland-10 Roomettes, 6 Double Bedrooms. (Two cars). Chicago to Portland-11 Double Bedrooms.

Reclining Seat-Leg Rest Coaches... Chicago to Portland-all seats reserved. Omaha to Portland-all seats reserved. Dome Coach... Chicago to Portland-36 leg rest seats reserved; dome seats not reserved. Dome Dining Car... Chicago to Portland-Club and a la carte service.

NO. 105-47-CITY OF PORTLAND-PARK SPECIAL-DAILY (See Note #). C. M. St. P. & P. No. 105 to Omaha; U. P. No. 105 to Pocatello; No. 47 to Victor.

Club Lounge Service... Chicago to Victor. Streamlined Sleeping Cars... Chicago to Pocatello-Bedrooms, Roomettes, Pocatello to Victor-10 Roomettes, 6 Double Bedrooms (from Salt Lake).

Reclining Seat Coaches... Chicago to Pocatello-reserved seats. Pocatello to Victor-seats not reserved. Omaha to Pocatello-reserved seats.

Dome Dining Car... Chicago to Pocatello. Coffee Shop-Lounge Car... Chicago to Pocatello-moderately priced meals and lounge for coach passengers.

No. 7-17-Daily. C. M. St. P. & P. No. 19 to Omaha; U. P. No. 7 to Green River; No. 17 to Portland.

Reclining Seat Coaches... Chicago and Omaha to Portland-requires car to change at Omaha and Cheyenne. Seats not reserved. Cafe Lounge Car... Omaha to Cheyenne; Green River to La Grande-moderately priced meal service.

(See Table F for sleeping car equipment Train 17).

NO. 48-17-PARK SPECIAL-PORTLAND ROSE-DAILY (See Note #). No. 48 to Pocatello; No. 17 to Portland.

Club Lounge Service... Victor to Portland. Streamlined Sleeping Car... Pocatello to Portland-6 Sections, 6 Roomettes, 4 Double Bedrooms (occupancy at Portland until 7:30 a.m.). Victor to Pocatello-10 Roomettes, 6 Double Bedrooms (to Salt Lake).

Reclining Seat Coaches... Victor to Pocatello; Pocatello to Portland-seats not reserved. Cafe Lounge Car... Pocatello to La Grande-Moderately priced meal service.

Footnotes for Page 8

- Ashton, Idaho is western gateway to Yellowstone National Park. Victor, Idaho is southern gateway to Grand Teton and Yellowstone National Parks. Trains 47 and 48 serve Ashton and Victor during summer season June 19 through August 24. Conditional stop; see Table 1 or 20. Motor Bus. This service is provided passengers arriving or departing Shoshone and holding through rail tickets to and from Sun Valley or Ketchum, Idaho.

- Limited handling of checked baggage on Train 105; consult agent. Daily train No. 457. (C.S.T.) Central Standard time. (M.S.T.) Mountain Standard time. (P.S.T.) Pacific Standard time. Time from 12.01 midnight to 12.00 noon shown in light face type. Time from 12.01 noon to 12.00 midnight shown in heavy face type.

PORTLAND and SEATTLE to CHICAGO via Denver and Omaha

Table D Condensed Schedules All Trains Daily. Includes routes like Portland to Seattle, Seattle to Tacoma, Tacoma to Chicago, and Chicago to Omaha. Lists departure and arrival times for various stations.

Equipment for Page 9. NO. 106-Domeliner CITY OF PORTLAND-DAILY. C. M. St. P. & P. east of Omaha; No. 460 Seattle-Portland. Radio and Recorded Musical Programs.

Dome Lounge Car... Portland to Chicago. Streamlined Sleeping Cars. Portland to Chicago-10 Roomettes, 6 Double Bedrooms. (Two cars). Portland to Chicago-11 Double Bedrooms.

Reclining Seat-Leg Rest Coaches... Portland to Chicago-all seats reserved. Portland to Omaha-all seats reserved. (Occupancy until 6:30 a.m.) Dome Coach... Portland to Chicago-36 leg rest seats reserved; dome seats not reserved. Dome Dining Car... Portland to Chicago-Club and a la carte service.

NO. 48-36-104-PARK SPECIAL-CITY OF LOS ANGELES-DAILY (See Note #).

No. 48 to Pocatello; No. 36 to Ogden; No. 104 to Chicago; C. M. St. P. & P. east of Omaha. Club Lounge Service... Victor to Chicago.

Streamlined Sleeping Car... Victor to Ogden-10 Roomettes, 6 Double Bedrooms. Ogden to Chicago-Bedrooms, Roomettes, Compartments, Drawing rooms.

Reclining Seat Coaches... Victor to Ogden-seats not reserved. Ogden to Chicago-reserved seats (on Train 104). Ogden to Omaha-reserved seats (on Train 104). (Occupancy until 6:30 a.m.)

Dome Dining Car... Ogden to Chicago. Coffee Shop Lounge Car... Ogden to Chicago-moderately priced meals and lounge for coach passengers (on Train 104).

NO. 18-6-8-Daily. No. 18 to Green River; No. 6 to Cheyenne; No. 8 to Omaha; C. M. St. P. & P. No. 20 to Chicago.

Reclining Seat Coaches... Portland to Omaha and Chicago-requires car to change at Cheyenne and Omaha. Seats not reserved. Cafe Lounge Car... La Grande to Green River; Cheyenne to Omaha-moderately priced meal service.

(See Table F for sleeping car equipment Train 18).

NO. 18-47-PORTLAND ROSE-PARK SPECIAL-DAILY (See Note #). No. 18 to Pocatello; No. 47 to Victor.

Club Lounge Service... Portland to Victor. Streamlined Sleeping Car... Portland to Pocatello-6 Sections, 6 Roomettes, 4 Double Bedrooms.

Reclining Seat Coaches... Portland to Pocatello; Pocatello to Victor-seats not reserved. Cafe Lounge Car... La Grande to Pocatello-Moderately priced meal service.

Footnotes for Page 9

- Ashton, Idaho is western gateway to Yellowstone National Park. Victor, Idaho is southern gateway to Grand Teton and Yellowstone National Parks. Trains 47 and 48 serve Ashton and Victor during summer season June 19 through August 24. Conditional stop; see Table 2 or 20. Motor Bus. This service is provided passengers arriving or departing Shoshone and holding through rail tickets to and from Sun Valley or Ketchum, Idaho. Limited handling of checked baggage on Train 106; consult agent. Daily Train No. 460. Daily Train No. 458. (C.S.T.) Central Standard time. (M.S.T.) Mountain Standard time. (P.S.T.) Pacific Standard time. Time from 12.01 midnight to 12.00 noon shown in light face type. Time from 12.01 noon to 12.00 midnight shown in heavy face type.

Rail Travel Credit Cards

Now any person or company with proper credit may arrange for a convenient Charge-it Card. They are good on Union Pacific and many other railroads; can be used not only for rail and sleeping car tickets, but for services in dining cars and club lounge cars. They may be used for Avis or Hertz car rentals. They may also be used for a vacation in Sun Valley or in the Utah-Arizona Parks. For information and application blanks apply at any Union Pacific passenger or ticket office.

Call R-E-A EXPRESS FOR EAGER-BEAVER SERVICE



We solicit your kind consideration and cooperation

PLEASE DON'T BE A "NO SHOW." (A "no show" is the person who reserves coach or Pullman accommodations in advance and then fails to cancel out when his plans change.)

So that we may serve you better, please be sure to cancel reservations promptly when it is found you will not use the space you have reserved.

We can then serve you and others better by not having any space go unused.

ST. LOUIS and KANSAS CITY — LOS ANGELES via Denver

Table E: Condensed Schedules All Trains Daily. Includes columns for Domliner City of St. Louis, Train 17-7-5, Domliner City of Los Angeles, and 'Las Vegas Holiday' Special 116. Lists routes to Kansas City, Cedar City, and Los Angeles with departure/arrival times.

NO. 209-9; 10-210 — Domliner CITY OF ST. LOUIS—DAILY

Wabash 209-210—Kansas City; No. 9-10—Los Angeles. Dome Lounge Car, Streamlined Sleeping Cars, Dome Coach, Reclining Seat, Leg Rest Coaches, Club Lounge Car, Dining Car.

NO. 17-7-5; 6-8-18—DAILY

No. 17-18—Cheyenne; No. 7-8—Ogden; No. 5-6—Los Angeles. Streamlined Sleeping Cars, Reclining Seat Coaches, Cafe Lounge Car.

NO. 103-104 — Domliner CITY OF LOS ANGELES—DAILY

(See Table A, Page 6 for equipment).

NO. 115-116 — Streamliner "LAS VEGAS HOLIDAY" SPECIAL

Special All-Expense Package including buffet meals and coach seat reservation. Consult Agent. (See Table A, Page 6 for equipment). Includes notes on cut-off, lounge car use, and motor bus connections.

Union Pacific Motor Coach Service TO AND FROM EAST LOS ANGELES, CALIF.

- The Union Pacific maintains a passenger station at East Los Angeles, from which it operates motor coaches direct to Glendale, Pasadena, Alhambra, San Pedro, Long Beach, Disneyland Hotel, Anaheim, Fullerton, La Habra, Whittier and intermediate points. See Tables 7, 8 and 9 on page 21 for local schedules of all motor coaches. Passengers ticketed for those places may leave train at East Los Angeles where waiting motor coaches will take them direct to destination without extra charge.

ST. LOUIS—KANSAS CITY—PORTLAND—SEATTLE via Denver

Table F: Condensed Schedules All Trains Daily. Includes columns for Domliner City of St. Louis, Train 69-369, Portland Rose 17, Domliner City of Portland, and 'Las Vegas Holiday' Special 116. Lists routes to Kansas City, Cedar City, Portland, and Seattle with departure/arrival times.

NO. 17-18 — PORTLAND ROSE — DAILY

Streamlined Sleeping Cars, Reclining Seat Coaches, Cafe Lounge Car. Kansas City—Portland. Occupancy until 7:30 a.m. moderately priced meal service.

NO. 209-9; 10-210 — Domliner — CITY OF ST. LOUIS—DAILY

See Table H for equipment between St. Louis and Denver.

NO. 105-106 — Domliner — CITY OF PORTLAND—DAILY

Dome Lounge Car, Streamlined Sleeping Cars, Dome Coach, Reclining Seat, Leg Rest Coaches, Dome Dining Car. Denver—Portland.

Conditional stop; see Table 24 or 30. Runs via Cut-Off; not via Cheyenne. Motor Bus. This service is provided passengers arriving or departing Shoshone and holding through rail tickets to and from Sun Valley or Ketchum, Idaho.

NO. 209-9-101; 102-10-210 — Domliner — CITY OF ST. LOUIS — CITY OF SAN FRANCISCO — DAILY

Wabash No. 209-210—Kansas City; No. 9-10—Ogden; S. P. No. 101-102—San Francisco. Coach Seat Reservation Charge—See Page 36. Dome Lounge Car, Streamlined Sleeping Cars, Dome Coach, Reclining Seat, Leg Rest Coaches, Club Lounge Car, Dining Car.

These lounge cars are for the exclusive use of sleeping car passengers. Conditional stop; see Table 24. Conditional stop; see Table 30. On the S. P. limited hauling of checked baggage; consult agent.

Passengers use Motor Bus between trainside at Oakland (16th Street) and San Francisco (3rd and Townsend Station) via the Bay Bridge, affording a panoramic view of the San Francisco Bay area.

ST. LOUIS-KANSAS CITY-DENVER

Table H: Condensed Schedules All Trains Daily. Includes routes for Westbound (Portland Rose, St. Louis, Kansas City, Lawrence, Topeka, etc.) and Eastbound (St. Louis, Kansas City, Lawrence, Topeka, etc.).

Equipment for Table H. NO. 209-9; 19-210 - Domeliner CITY OF ST. LOUIS-DAILY. Wabash 209-210-Kansas City; U. P. 9-10-Denver. Coach Seat Reservation Charge-See Page 36. Streamlined Sleeping Cars. St. Louis-Denver-6 Roomettes, 4 Double Bedrooms, 6 Sections (St. Louis-Los Angeles).

DENVER-SALT LAKE CITY

Table J: Condensed Schedules All Trains Daily. Includes routes for Westbound (Denver, Cheyenne, Laramie, Green River, etc.) and Eastbound (Denver, Cheyenne, Laramie, Green River, etc.).

Equipment for Table J. NO. 9-10 - Domeliner CITY OF ST. LOUIS-DAILY. Coach Seat Reservation Charge-See Page 36. Dome Lounge Car @ Denver-Salt Lake City. Streamlined Sleeping Cars. Denver-Salt Lake City-6 Roomettes, 4 Double Bedrooms, 6 Sections (St. Louis-Los Angeles).

ST. LOUIS-KANSAS CITY-DENVER-SPOKANE

Table K: Condensed Schedules All Trains Daily. Includes routes for Westbound (St. Louis, Kansas City, Cheyenne, Hinkle, Wallula, Cheney, Spokane) and Eastbound (St. Louis, Kansas City, Cheyenne, Hinkle, Wallula, Cheney, Spokane).

Equipment for Table K. NO. 209-9-105-20; 19-106-10-210 - Domeliner-CITY OF ST. LOUIS-CITY OF PORTLAND. Wabash 209-210-Kansas City; U.P. No. 9-10-Denver; No. 105-106-Hinkle; No. 20-19 Spokane. See Table D and H for equipment. NO. 20-19-HINKLE-SPOKANE-DAILY (See Table S for equipment).

Legend for Table K: □ Runs via Cut-Off; not via Cheyenne. ⊠ Conditional stop; see Tables 24 or 30. (C.S.T.) Central Standard Time. (M.S.T.) Mountain Standard Time. (P.S.T.) Pacific standard Time. Time from 12.01 midnight to 12.00 noon shown in light face type. Time from 12.01 noon to 12.00 midnight shown in heavy face type.

Spokane is the gateway to the great Inland Empire of Washington. See Grand Coulee Dam, the great fruit orchards of Washington, and many scenic attractions.

CHICAGO-ST. LOUIS-KANSAS CITY-DENVER-ASHTON-YELLOWSTONE-VICTOR

Table L: Summer Season All Trains Daily. Includes routes for Westbound (Chicago, St. Louis, Kansas City, Denver, Ogden, Green River, Ogden, Pocatello, Idaho Falls, Ashton, Victor) and Eastbound (Chicago, St. Louis, Kansas City, Denver, Ogden, Green River, Ogden, Pocatello, Idaho Falls, Ashton, Victor).

105-47 CITY OF PORTLAND-PARK SPECIAL-DAILY. C. M. St. P. & P. No. 105 to Omaha; No. 105 to Pocatello; No. 47 Pocatello to Victor. Club Lounge Service... Chicago to Victor. Streamlined Sleeping Cars. Chicago to Pocatello-Bedrooms, Roomettes. Pocatello to Victor-10 Rmtte., 6 Dbl. Bdrm. (from Salt Lake). Reclining Seat Coaches... Chicago to Pocatello-all reserved; Pocatello to Victor-not reserved. Dome Dining Car... Chicago to Pocatello. Coffee Shop-Lounge Car. Chicago to Pocatello-Moderately priced meals and lounge for coach passengers. 209-9-35-47 CITY OF ST. LOUIS-PARK SPECIAL-DAILY. Wabash 209 St. Louis to Kansas City; No. 9 to Ogden; No. 35 to Pocatello; No. 47 to Victor. Club Lounge Service... St. Louis to Victor. Streamlined Sleeping Car... St. Louis to Ogden-Bedrooms, Roomettes, Sections. Ogden to Victor-Bedrooms and Roomettes. Reclining Seat Coaches... St. Louis to Ogden-all seats reserved. Ogden to Victor-not reserved. Dining Car... St. Louis to Ogden. 48-36-104 PARK SPECIAL-CITY OF LOS ANGELES-DAILY. No. 48 Victor to Pocatello; No. 36 to Ogden; No. 104 to Chicago; C. M. St. P. & P. east of Omaha. Club Lounge Service... Victor to Chicago. Streamlined Sleeping Cars. Ogden to Chicago-Bedrooms, Roomettes; Victor to Ogden-10 Roomettes, 6 Double Bedrooms. Reclining Seat Coaches... Victor to Ogden-not reserved. Ogden to Chicago-all seats reserved. Dome Dining Car... Ogden to Chicago. No. 48-36-10-210 PARK SPECIAL-CITY OF ST. LOUIS-DAILY. No. 48 to Pocatello; No. 36 to Ogden; No. 10 to Kansas City, Wabash, 210 to St. Louis. Club Lounge Service... Victor to St. Louis. Streamlined Sleeping Car. Victor to Ogden-Bedrooms and Roomettes. Ogden to St. Louis-Sections and Rooms. Reclining Seat Coaches... Victor to Ogden-not reserved. Ogden to St. Louis-all seats reserved. Dining Car... Ogden to St. Louis.

LOS ANGELES-SALT LAKE CITY-ASHTON-YELLOWSTONE-VICTOR-BUTTE

Table O: Condensed Schedules All Trains Daily. Includes routes for Westbound (Los Angeles, East Los Angeles, Riverside, San Bernardino, Barstow, Las Vegas, Las Vegas (P.S.T.), Callente (M.S.T.), Lund, Milford, Lynndyl, Salt Lake City, Salt Lake City, Ogden, Ogden, Pocatello, Pocatello, Blackfoot, Idaho Falls, Idaho Falls, St. Anthony, Ashton, Ashton, Victor, Idaho Falls, Dubois, Spencer, Lima, Lima, Armstead, Dillon, Melrose, Silver Bow, Butte (M.S.T.)) and Eastbound (Los Angeles, East Los Angeles, Riverside, San Bernardino, Barstow, Las Vegas, Las Vegas (P.S.T.), Callente (M.S.T.), Lund, Milford, Lynndyl, Salt Lake City, Salt Lake City, Ogden, Ogden, Pocatello, Pocatello, Blackfoot, Idaho Falls, Idaho Falls, St. Anthony, Ashton, Ashton, Victor, Idaho Falls, Dubois, Spencer, Lima, Lima, Armstead, Dillon, Melrose, Silver Bow, Butte (M.S.T.)).

NO. 6-35-BUTTE SPECIAL-DAILY. No. 6 to Salt Lake City; No. 35 to Butte. Streamlined Sleeping Cars. Los Angeles to Salt Lake City-Sections, Bedrooms, Roomettes. Salt Lake City to Nampa-6 Sec., 6 Rmtte., 4 Dbl. Bdrm. (No. 11 from Pocatello). Streamlined Sleeping Car-Snack Bar... Salt Lake City to Butte-4 Sec., 6 Rmtte., 4 Dbl. Bdrm. Snack and beverage service. Reclining Seat Coaches... Los Angeles to Salt Lake City-not reserved. Salt Lake City to Butte-not reserved. Salt Lake City to Portland-not reserved. (No. 11 from Pocatello). Cafe Lounge Car... Las Vegas to Salt Lake City. NO. 36-5-BUTTE SPECIAL-DAILY. No. 36 to Salt Lake City; No. 5 to Los Angeles. Streamlined Sleeping Car-Snack Bar... Butte to Salt Lake City-4 Sec., 6 Rmtte., 4 Dbl. Bdrm. Snack and beverage service. Streamlined Sleeping Car. Nampa to Salt Lake City-6 Sec., 6 Rmtte., 4 Dbl. Bdrm. (No. 12 to Pocatello). Streamlined Sleeping Car. Salt Lake City to Los Angeles-Sections, Bedrooms, Roomettes. Reclining Seat Coaches... Butte to Salt Lake City-not reserved. Portland to Salt Lake City-not reserved. (No. 12 to Pocatello). Salt Lake City to Los Angeles-not reserved. Cafe Lounge Car... Salt Lake City to Las Vegas. Summer Season Service. NO. 35-47 PARK SPECIAL-DAILY (See Note #). No. 35 to Pocatello, No. 47 to Victor. Lounge Car Service... Salt Lake City to Victor. Streamlined Sleeping Cars. Salt Lake City to Victor-10 Rmtte., 6 Dbl. Bdrms. Reclining Seat Coaches... Salt Lake City to Victor. NO. 48-36 PARK SPECIAL-DAILY (See Note #). No. 48 Victor to Pocatello; No. 36 Salt Lake City. Lounge Car Service... Victor to Salt Lake City. Streamlined Sleeping Cars. Victor to Salt Lake City-10 Rmtte., 6 Dbl. Bdrms. Reclining Seat Coaches... Victor to Salt Lake City.

Footnotes for Page 13. (f) Stops only on signal. Operates only during Yellowstone-Grand Teton National Parks season, June 19 through August 24. (C.S.T.) Central standard time. (M.S.T.) Mountain standard time. (P.S.T.) Pacific standard time. Time from 12.01 midnight to 12.00 noon shown in light face type. Time from 12.01 noon to 12.00 midnight shown in heavy face type.

LOS ANGELES—SPOKANE—PORTLAND Via Shoshone(SUN VALLEY)—Boise—Nampa

Table R Condensed Schedules All Trains Daily. Includes routes for Los Angeles, Salt Lake City, Green River, and Hinkle.

Equipment for Table R. NO. 104-105-(20)—CITIES OF LOS ANGELES—PORTLAND—DAILY. NO. 106-(19)-103—CITIES OF PORTLAND—LOS ANGELES—DAILY.

SALT LAKE CITY—BOISE—PORTLAND—SEATTLE

Table T Condensed Schedules All Trains Daily. Includes routes for Salt Lake City, Ogden, Green River, and Seattle.

Equipment for Table T. NO. 104-105-457—CITIES OF LOS ANGELES—PORTLAND—DAILY. NO. 460-106-103—CITIES OF PORTLAND—LOS ANGELES—DAILY.

CHICAGO—OMAHA—DENVER—SPOKANE Walla Walla—Lewiston—Moscow—Pullman

Table S Condensed Schedules All Trains Daily. Includes routes for Chicago, Omaha, Denver, and Spokane.

Equipment for Table S. NO. 105—Domeliner CITY OF PORTLAND—DAILY. NO. 20—HINKLE TO SPOKANE—DAILY.

Conditional stop; see Table 20. Motor Bus. This service is provided passengers arriving or departing Shoshone and holding thru rail tickets to and from Sun Valley or Ketchum, Idaho.

Via Western Greyhound Bus north of Pendleton. (C.T.) Central time. (M.T.) Mountain time. (P.T.) Pacific time.

PORTLAND—HINKLE—SPOKANE

Table U All Trains Daily—(Pacific Standard Time). Includes routes for Portland, Hood River, and Hinkle.

Equipment for Table U. NO. 18-20—SPOKANE—DAILY. NO. 19-11—SPOKANE—DAILY.

PORTLAND, TACOMA AND SEATTLE

Table W All Trains Daily. Includes routes for Portland, Tacoma, and Seattle.

Equipment for Table W. NORTHBOUND. NO. 457—DAILY Domeliner. NO. 407—DAILY.

ASHTON (Yellowstone) — VICTOR (Grand Teton — Yellowstone National Parks) — POCATELLO — PORTLAND

Table Z Summer Season All Trains Daily. Includes routes for Ashton, Victor, and Pocatello.

Equipment for Table Z. NO. 45-17—PARK SPECIAL—PORTLAND ROSE—DAILY. NO. 408—DAILY.

Equipment for Table Z. NO. 45-17—PARK SPECIAL—PORTLAND ROSE—DAILY. Lounge Car Service. Streamlined Sleeping Car.

BAGGAGE ALLOWANCE-150 POUNDS

One hundred and fifty (150) pounds of baggage may be checked to destination on each full fare ticket, 75 pounds for each half-fare ticket.

SOUTHBOUND. NO. 460—DAILY. NO. 408—DAILY. NO. 458—DAILY Domeliner.

Arrives, departs Seattle Union Depot. Arrives, departs Seattle King Street Station. Rail station is at Kelso.

Ashton, Idaho is western gateway to Yellowstone National Park. Victor, Idaho is southern gateway to Grand Teton-Yellowstone National Parks.

Chicago and Omaha to Colorado, Utah, California and Pacific Northwest

Table No. 1 The Overland Route		WESTBOUND—Read Down												
MILE S	Elevation	To Pacific Coast					To Colo.		Local					
		Dome- liner City of San Fran. 101 Daily	Dome- liner City of Los Angls. 103 Daily	The Challenger 103 Daily	Dome- liner City of Portland 105 Daily	Dome- liner City of Denver 111 Daily	Train 7 Daily	Train 27 Daily	Standard	Time				
0		Chicago (CMStP&P) (CST) Ill. Lv	595	6.00	6.00	6.00	3.00	3.00	Cent	ral St	andar	d Time		
37		Elgin	712	6.45	6.45	6.45	3.45	3.45	7.00					
80		Davis Jct.	790	7.21	7.21	7.21	4.25	4.25	7.50					
138		Savanna (Dubuque)	596	8.28	8.28	8.28	5.28	5.28	8.55					
227		Marion (Cedar Rapids)	841	9.56	9.56	9.56	6.54	6.54	10.40					
281		Tama	820						12.43					
362		Perry	965	11.57	11.57	11.57	8.53	8.53	1.38					
423		Manilla	1317						3.15					
484		Council Bluffs	983						5.30					
498		Omaha	1033	2.20	2.20	2.20	11.15	11.15	7.05					
0		Omaha (Union Pacific) Neb. Lv	1033	2.45	2.45	2.45	11.35	11.35	8.10					
19		Elkhorn	1168						10.45					
22		Waterloo (Elkhorn River)	1129						11.00					
25		Valley	1140						M.					
37		Fremont (Named for Gen. Fremont)	1197	G.	D.	D.	B.	B.	11.35					
44		Ames	1231						M.					
52		North Bend	1275						11.59					
58		Rogers	1312						M.					
66		Schuyler	1350						12.04					
74		Richland	1401						12.15					
82		Columbus (44, 46, 47 Hydro-electric Plant)	1447	G.	D.	D.	12.49	12.49	12.29					
89		Duncan	1494						M.					
100		Silver Creek	1548						M.					
111		Clarks (Grand Paines Vil., 1805)	1622						M.					
122		Central City	1701						f 1.13					
132		Chapman	1766						M.					
144		Grand Island (48, 49)	1864	4.49	4.49	4.49	1.49	1.49	1.40					
144		Grand Island	1864	4.50	4.50	4.50	1.50	1.50	1.55					
152		Alda	1916						M.					
160		Wood River	1966						f 2.09					
167		Shelton	2019						M.					
173		Gibbon	2061						f 2.16					
186		Kearney 43	2149	G.	D.	D.	2.25	2.25	f 2.21					
196		Odessa	2222						M.					
202		Elm Creek (Indian Fight, 1867)	2265						f 2.34					
211		Overton	2318						f 2.51					
220		Lexington	2389						f 2.57					
232		Darr	2451						f 3.04					
236		Cozad	2487						f 3.12					
246		Gothenburg	2563						f 3.21					
259		Brady	2651						f 3.29					
268		Maxwell (Old Ft. McPherson)	2711						f 3.40					
276		Gannett	2768						M.					
281		North Platte (No. Platte River 42 former "Buffalo Bill" Ranch, no.)	Ar 2802	6.45	6.45	6.45	3.50	3.50	4.30					
281		North Platte	2802	Set wa	teh bac	k one hour	Mountain	Standard	T	ime				
294		Hershey	2903	5.50	5.50	5.50	2.55	2.55	3.45					
298		O'Fallons 42	2938						4.00					
301		Sutherland	2959						N.					
313		Paxton	3056						f 4.21					
328		Roscoe	3166						f 4.33					
332		Ogallala	3213						N.					
341		Brule	3288						f 4.40					
361		Big Springs	3369						f 4.55					
363		Julesburg 17 (Indian Battle 1865-75)	3467						f 5.05					
363		Julesburg	3467						f 5.15					
378		Chappell	3695						f 5.30					
387		Lodge Pole	3831						f 5.46					
394		Sunol	3925						f 5.55					
405		Sidney	Ar 4091	7.33	7.33	7.33	6.00	6.15	N.					
405		Sidney (Lookout Station, old)	Ar 4091	7.34	7.34	7.34	6.10	6.25	N.					
424		Potter (Ft. Sidney north)	4387						f 6.45					
433		Dix	4651						f 6.55					
442		Kimball—See Note	4706						f 7.10					
454		Bushnell	4866						f 7.22					
464		Pine Bluffs (Neb.-Wyo. State Line)	5047						f 7.33					
475		Egbert 42	5286						f 7.45					
480		Burns	5456						f 7.51					
487		Hillsdale (Rocky Mts. to South)	5638						N.					
493		Durham	5638						N.					
507		Cheyenne (Capital of Wyo. Fort Warren)	Ar 6060	9.20	9.20	9.20	8.15	8.30	4.10					

HALF-FARE Family Fare Tickets can be used for starting trips on Mondays, Tuesdays, Wednesdays and Thursdays.

Good in sleeping cars or in coaches. Can be used for return any day of week.

For equipment, see pages 6 to 15, inclusive. For explanation of reference marks, see page 17.

Advance Coach Seat Reservations Required on All STREAMLINERS and DOMELINERS
City of San Francisco, No. 101
City of Los Angeles, No. 103
The Challenger, No. 103
City of Portland, No. 105
City of Denver, No. 111
City of St. Louis, No. 209-9
Special Coach Seat Reservation Charge on City of Los Angeles, City of San Francisco, City of St. Louis and on The Challenger. See Page 36

Railroad Transfer Service PASSENGERS—BAGGAGE CHICAGO, ILL.

THERE IS NO EXTRA CHARGE FOR TRANSFERRING BETWEEN CHICAGO STATIONS

The transfer coupon on your through ticket entitles you to a transfer of luggage and a comfortable ride in a railroad transfer service temperature controlled coach from your incoming Chicago train to your outgoing station at no extra cost.

SPECIAL LUGGAGE CHECKING SERVICE

If you have three hours or more between trains, you can give your luggage to the railroad transfer service agent upon arrival, before boarding coaches, and pick it up at the parcel room of the outgoing station. The charge will be the usual parcel room checking fee, plus 25 cents.

ASK ANY RAILROAD TICKET AGENT OR CONDUCTOR ABOUT THE RAILROAD TRANSFER SERVICE

NOTE □—There is bus service between Kimball and Gering, Harrisburg and Scottsbluff, Nebr. On arrival Kimball consult local bus agent about bus schedules.

Chicago and Omaha to Colorado, Utah, California and Pacific Northwest

Table No. 1 The Overland Route		WESTBOUND—Read Down												
MILE S	Elevation	To Pacific Coast					To Pacific Coast							
		Dome- liner City of San Fran. 101 Daily	Dome- liner City of Los Angls. 103 Daily	The Challenger 103 Daily	Dome- liner City of Portland 105 Daily	Dome- liner City of St. Louis 9 Daily	Train 7-5 Daily	Train 27 Daily	Portland Rose 17 Daily					
507		(Mountain Standard Time) Cheyenne 30, 42	Wyo. Lv	6060	9.30	9.30	9.30	Δ						
516		Borie	6561						Runs Via	Runs Via				
526		Granite Canon	7315						Denver	Denver				
534		Buford	7862						See Table	See Table				
538		Sherman (Highest Point en route)	8013						30	30				
540		Dale (Rocky Mts. to south)	7921											
545		Hermosa (Laramie Basin)	7899											
555		Red Buttes	7313											
553		Laramie 33	Ar 7151	10.49	10.49	10.49	10.54	11.10	10.45	10.25	10.45			
563		Laramie (Snowy Range)	Lv 7151	10.50	10.50	10.50	10.55	11.25	10.55		10.55			
583		Bosler	7082											
588		Cooper Lake (Laramie Peak)	7037											
591		Lookout (45 miles north)	7125											
596		Harper	7079											
603		Rock River	6910											
606		Wilcox	6969											
620		Medicine Bow	6564											
624		Calvin	6613											
630		Como	6712											
640		Hanna (Coal Mines)	6775											
645		Percy (Elk Mt. 15 miles south)	6927											
659		Walcott (St. Mary Pk. no.)	6624											
665		Ft. Steele (No. Platte River)	6511											
673		Sinclair (Large oil refinery)	6586											
680		Rawlins (State Penitentiary)	Ar 6747	12.36	12.36	12.36	12.49	1.15	12.55		12.55			
680		Rawlins	Lv 6747	12.37	12.37	12.37	12.50	1.20	1.05		1.05			
698		Riner	6756											
703		Cherokee	6831											
709		Creston (Continental Divide)	7107											
721		Wamsutter	6709											
737		Tipton	7001											
744		Table Rock (Table Rock so.)	6843		</									

California, Pacific Northwest, Utah and Colorado to Omaha and Chicago

California, Pacific Northwest, Utah and Colorado to Omaha and Chicago

Table No. 2 The Overland Route. EASTBOUND—Read Down. From Pacific Coast. Includes routes from San Francisco, Los Angeles, and Portland to Omaha and Chicago.

Footnotes for Table 2

- Between Laramie and Omaha No. 28 carries only a rider coach for passengers; no sleeping car, no dining car. See Page 32 for motor bus connections with U. P. trains at Omaha, Fremont, Columbus and Grand Island. Limited handling of checked baggage on this train; consult agent. Stops only on signal. Stops to let off paying passengers from Denver and beyond or to take paying passengers for Omaha and beyond. Stops to let off paying passengers from Cheyenne and beyond. Stops to let off paying passengers from Reno or beyond. Stops to let off paying passengers from points beyond Savanna. Stops to let off paying passengers from west of Ogden; also to take paying passengers for Denver or beyond. Stops to let off paying passengers from Hampshire; also from Savanna or beyond. Stops to let off paying passengers from Las Vegas or beyond. Stops to let off revenue passengers from Ogden or beyond. Stops to take or let off paying passengers. Stops to let off paying passengers from Granger or beyond; also to take paying passengers for Denver or beyond. Stops to let off paying passengers from Denver or beyond; also to take for Chicago.

Mileage shown on mile posts is from Council Bluffs. See General Information, Page 2.

Advance Coach Seat Reservations Required on All STREAMLINERS and DOMELINERS

- City of San Francisco, No. 102
City of Los Angeles, No. 104
The Challenger, No. 104
City of Portland, No. 106
City of Denver, No. 112
City of St. Louis, No. 10-210

Special Coach Seat Reservation Charge on City of Los Angeles, City of San Francisco, City of St. Louis and on The Challenger.

See Page 36.

For equipment, see pages 6 to 15, inclusive.

Table No. 2 (Continued) The Overland Route. EASTBOUND—Read Down. From Pacific Coast. From Colo. Local.

Table No. 2 (Continued) The Overland Route. EASTBOUND—Read Down. From Pacific Coast. From Colo. Local. Includes routes from Cheyenne, Durham, Hillsdale, Burns, etc., to Omaha and Chicago.

Family Travel Plan Tickets can be used for starting trips on Mondays, Tuesdays, Wednesdays and Thursdays.

Good in sleeping cars or in coaches.

Can be used for return any day of week.

For equipment, see pages 6 to 15, inclusive.

For explanation of reference marks see page 18.

Free Side Trip to Hoover Dam and Lake Mead

No charge made for bus tour from Las Vegas to Hoover Dam-Lake Mead and return to Las Vegas when issued in connection with through railroad ticket routed via Union Pacific all the way in either direction between Omaha, Nebr., or Kansas City, Mo., and Southern California; or Huntington, Ore., and Southern California. On all other tickets, the side trip from Las Vegas to Boulder City, Hoover Dam, Lake Mead and return to Las Vegas, costs \$2.65.

Write Union Pacific Railroad, Dept. H, Omaha 2, Nebr., for

FREE COPY

of Union Pacific folder map describing and illustrating in color, Hoover Dam, Las Vegas and the Lake Mead Recreation Area.

Name
Street
City

When Away From Home...

... remember this symbol of help for all travelers and newcomers in trouble. You will find the Travelers Aid lamp in all major rail terminals. Travelers Aid is a social service supported by voluntary contributions through Community Chests and United Funds.



Along the UNION PACIFIC route Travelers Aid is in—

- Kansas City Chicago Denver
Long Beach Portland Ogden
Los Angeles Spokane Omaha
Salt Lake City St. Louis

NOTE: There is bus service between Kimball and Gering, Harrisburg and Scottsbluff, Nebr. On arrival Kimball consult local bus agent about schedules.

Between Chicago, Omaha, Denver, Ogden, Salt Lake City and Los Angeles

Table No. 3 The Overland Route. WESTBOUND—Read Down and EASTBOUND—Read Up. Includes columns for Train, Mileage, and various fare types (Coach, Special, etc.).

Footnotes for Table 3
* Operates eastbound on Fridays and Saturdays, westbound on Fridays and Saturdays, except daily June 1 thru Sept. 15 and Dec. 26 thru Jan. 3.

Motor bus between Lund and Cedar City.
Motor bus connections with main line trains at East Los Angeles.

Limited handling of checked baggage on these trains; consult agent.
Via Cut-off; not via Cheyenne.

Stops only on signal.
Stops to let off or take passengers.

See Tables 24 and 30 for service between St. Louis, Kansas City, Denver and Cheyenne.

Stops to take on or let off paying passengers or let off Salt Lake City or beyond.

Mileage shown on mile posts is from Council Bluffs. See General Information, page 2.

(C.S.T.) Central Stand. Time (M.S.T.) Mount. Stand. Time (P.S.T.) Pacific Stand. Time.

Time from 12:01 midnight to 12:00 noon shown in light face type.
Time from 12:01 noon to 12:00 midnight shown in heavy face type.

Travel by Train
relieves you of Highway Hazards, and assures you of a place to eat and sleep

Low Family Fares can be used for starting trips on Mondays, Tuesdays, Wednesdays and Thursdays. Good in sleeping cars and coaches. Can be used for return any day of week.

Between Chicago, Omaha, Denver, Ogden, Salt Lake City and Los Angeles

Table No. 3 (Continued) The Overland Route Pacific Standard Time. WESTBOUND—Read Down and EASTBOUND—Read Up. Includes columns for Train, Mileage, and various fare types.

Footnotes for Tables 5 to 11, Inclusive
† Daily except Sunday.

‡ No. 306 leaves Provo daily except Saturdays.

▲ Daily motor coach service of the Union Pacific Stage Co. shown in tables 7, 8 and 9, is operated over public highways. Rail tickets honored.

† Operated on call for revenue passengers.
E Stops to take or let off passengers. Advance notice to U. P. ticket agent is necessary.

◆ Motor bus connections with main line trains at East Los Angeles.

☐ Las Vegas—Tonopah—Reno Stage Line, Inc.—Rail revenue tickets honored.

NOTE—For sleeping car and other equipment between Chicago—Cedar City, and St. Louis—Cedar City, and Los Angeles—Cedar City, see Condensed Tables A and E, pages 6 and 10.

See tables 7, 8 and 9 on this page, for more complete motor bus schedules to and from East Los Angeles.

Salt Lake City — Provo — Lyndyl. Table No. 5 Mountain Standard Time. Includes columns for Mixed, Mileage, and various fare types.

East Los Angeles — Pasadena — Glendale. Table No. 7 Pacific Time. Includes columns for Motor Bus, Mileage, and various fare types.

East Los Angeles — Long Beach — San Pedro. Table No. 8 Pacific Time. Includes columns for Motor Bus, Mileage, and various fare types.

East Los Angeles — Whittier — Anaheim. Table No. 9 Pacific Time. Includes columns for Motor Bus, Mileage, and various fare types.

Salt Lake City—Lund—Cedar City—Los Angeles. Table No. 6 Mountain Standard Time. Includes columns for No. 5 Bus, Mileage, and various fare types.

Las Vegas—Boulder City—Hoover Dam—Lake Mead. Table No. 10 Pacific Time. Includes columns for Schedule No. 1, Schedule No. 2, Mileage, and various fare types.

Las Vegas—Phoenix—Tucson (Las Vegas—Tonopah—Reno Stage Line). Table No. 11. Includes columns for Bus Daily, Mileage, and various fare types.

▲ Motor bus between Lund and Cedar City, gateway to Zion, Bryce Canyon, Grand Canyon National Parks.

Between Chicago, Omaha, Denver, Ogden and San Francisco

Table 14: The Overland Route. Includes WESTBOUND-Read Down and EASTBOUND-Read Up sections with train numbers, times, and station names like Chicago, Omaha, Denver, Ogden, and San Francisco.

Footnotes for Page 22

- (f) Stops only on signal.
[] Via Cut-off; not via Cheyenne.
Delta symbol: Limited handling of checked baggage on these trains; consult agent.
Circle with plus: See tables 24 and 30 for service between St. Louis, Kansas City, Denver and Cheyenne.

For the Finest in Travel Comfort

- Domeliners - City of Los Angeles, City of Portland, City of Denver, City of San Francisco, City of St. Louis, The Challenger.
Streamliners - Las Vegas Holiday Special, Butte Special, Portland Rose.

UNION PACIFIC RAILROAD

Dependable Service - Passenger and Freight

San Francisco, Sacramento and Los Angeles (Via Southern Pacific)

Table 15 and Table 16: Routes between San Francisco, Sacramento, and Los Angeles. Includes train numbers, times, and station names like San Francisco, Sacramento, and Los Angeles.

For equipment, see pages 6 to 15, inclusive.

Between Chicago, Omaha and Denver

Table 17: The Overland Route. Includes WESTBOUND-Read Down and EASTBOUND-Read Up sections with train numbers, times, and station names like Chicago, Omaha, and Denver.

Denver - La Salle - Greeley - Ft. Collins

Table 18: Routes between Denver, La Salle, Greeley, and Ft. Collins. Includes train numbers, times, and station names.

Denver - Ft. Collins

Table with times and station names for Denver to Ft. Collins routes.

For schedules east of Denver and west of Greeley, see Tables 24 and 30.
Operates via 18th Street and Rail Station in Denver.
Operates via Rail Station in Denver on request.

Footnotes for Page 23

- A No. 111 stops to take paying passengers from Denver or beyond; also to let off paying passengers from Omaha or beyond.
N Stops to let off paying passengers from Denver; also to take for Chicago.
P Nos. 111 and 112 stop at Fort Morgan to take or let off paying passengers to or from points where these trains are regularly scheduled to stop.
R Northland Greyhound bus between La Salle and Cheyenne on which tickets reading via Union Pacific will be honored.

- C Tickets reading via Union Pacific Railroad will be honored on these F. W. G. Bus Company buses between Fort Collins and Greeley.
Mileage shown on mile posts is from Council Bluffs. For explanation see Page 2.
Time from 12:01 noon to 12:00 midnight shown in heavy face type.
Where no time shown, trains do not stop, except as indicated by reference marks.

THREE Dome Cars on the "CITY OF DENVER"

Domeliner

OVERNIGHT between CHICAGO-DENVER

The "City of Denver" features the only Dome dining car between Chicago and Denver. In addition, there's a Dome lounge car and a Dome coach. Pullman equipment is the finest and reserved coach seats have stretch-out leg rests. For relaxation, scenic enjoyment, wonderful meals and all-night comfort, ride the "City of Denver."

UNION PACIFIC RAILROAD

For equipment, see page 7.

Between Chicago, Omaha and Spokane, Portland, Tacoma and Seattle

Table No. 20 The Overland Route. Includes WESTBOUND-Read Down and EASTBOUND-Read Up columns with station names, times, and elevations. Includes footnotes for motor bus service and other details.

For equipment, see pages 6 to 15, inclusive.

Between Chicago, Omaha and Spokane, Portland, Tacoma and Seattle

Table No. 20 (Continued) The Overland Route. Includes WESTBOUND-Read Down and EASTBOUND-Read Up columns with station names, times, and elevations. Includes footnotes for motor bus service and other details.

Between Portland, Tacoma and Seattle. All tickets over these lines are interchangeable and good on any train listed below.

Table No. 20A and Table No. 21. Includes WESTBOUND-Read Down and EASTBOUND-Read Up columns with station names, times, and elevations. Includes footnotes for motor bus service and other details.



For equipment, see pages 6 to 15, inclusive. For explanation of reference marks, see page 24.

Between St. Louis, Kansas City, Topeka, Salina and Denver

Table No. 24 The Overland Route. Table No. 25 Junction City - Concordia. Table No. 26 Solomon - Beloit. Table No. 27 Kansas City - Salina - McPherson. Table No. 28 Kansas City - Salina - Plainville - Oakley. Includes columns for Motor Bus Daily, Passenger, and various route details.

Between Denver, Cheyenne and Salt Lake City

Table No. 30 The Overland Route (Mountain Standard Time). Table No. 31 Ogden and Salt Lake City. Table No. 32 Echo - Coalville - Park City. Table No. 33 Laramie - Centennial - Coalmont. Table No. 34 Walcott - Saratoga - Encampment. Includes columns for Motor Bus Daily, Passenger, and various route details.

Distance between Denver and Salt Lake City via cut-off is 613 miles; via Cheyenne is 625 miles.

Table No. 31 Ogden and Salt Lake City. Table No. 32 Echo - Coalville - Park City. Table No. 33 Laramie - Centennial - Coalmont. Table No. 34 Walcott - Saratoga - Encampment. Includes columns for Motor Bus Daily, Passenger, and various route details.

Table No. 32 Echo - Coalville - Park City. Table No. 33 Laramie - Centennial - Coalmont. Table No. 34 Walcott - Saratoga - Encampment. Includes columns for Motor Bus Daily, Passenger, and various route details.

Footnotes for Pages 26 and 27. NOTE - See tables 20 and 20A for detail schedules to Pacific Northwest. NOTE - See table 14 for detail schedules to San Francisco. NOTE - See table 3 for detail schedules to Los Angeles. Includes various operational notes and symbols.

Between Salt Lake City, Ogden, Pocatello, Ashton—Yellowstone, Victor and Butte

Table No. 36 The Overland Route. For other trains between Salt Lake and Ogden see Table No. 31. (Mountain Standard Time)

Cache Junction—Logan—Preston. Table No. 37. Ogden—Brigham—Malad. Table No. 38. Salt Lake—Ashton—Yellowstone (Summer Season). Table No. 39. Salt Lake—Idaho Falls—Ashton—Victor. Table No. 40.

Snack and Beverage Service now available on Trains 35 and 36 between Salt Lake City and Butte.

Snack and Beverage Service now available on Trains 35 and 36 between Salt Lake City and Butte.

SEE TABLE 0 FOR SLEEPING CAR EQUIPMENT

Footnotes for Page 28

- (f) Stops only on signal. † Daily except Sunday. A Stops to take on or to let off paying passengers. E Stops to let off paying passengers; also to take for Idaho Falls or beyond. H Stops to take paying passengers; also let off from Idaho Falls or beyond.

Union Pacific Branch Lines

Omaha—North Platte—So. Torrington

Table No. 42. Mixed 97, 98, 99. Omaha Neb. Ar. North Platte. So. Torrington.

Kearney—Stapleton

Table No. 43. Mixed 95, 96. Kearney 1, 2 Neb. Ar. Stapleton Neb. Lv.

Columbus—Norfolk

Table No. 44. Motor Bus. Columbus. Norfolk.

- * Daily. † Sunday only. ‡ Daily except Sundays and Holidays. H Mondays, Wednesdays and Fridays only. D Wednesdays and Fridays only. E Tuesdays, Thursdays, and Saturdays only. †† Rail tickets between Hastings and Grand Island honored on Yellow Diamond Lines buses. See table No. 90.

Central City—Valparaiso

Table No. 45. Central Time. Cent'l City, Neb. Ar. Valparaiso.

Columbus—Spalding

Table No. 46. Mixed 79, 80. Columbus, Neb. Ar. Spalding.

Columbus—Albion

Table No. 47. Mixed 81, 82. Columbus, Neb. Ar. Albion.

Grand Island—Ord

Table No. 48. Central Time. Gr. Island, Neb. Ar. Ord.

Grand Island—Loup City

Table No. 49. Central Time. Gr. Island, Neb. Ar. Loup City.

Lawrence—Leavenworth

Table No. 50. Central Time. Lawrence, Kan. Ar. Leavenworth.

Topeka—Marysville—Grand Island

Table No. 52. Central Time. Topeka, Kan. Ar. Grand Island.

St. Joseph—Marysville

Table No. 53. Central Time. St. Joseph, Mo. Ar. Marysville.

SHIP and TRAVEL

UNION PACIFIC

- K Freight service only. † On days livestock is to be carried, train No. 82 runs about one-half hour later than schedule shown. (f) Stops on signal. † Center Service Bus Lines—Rail tickets honored.

Union Pacific Branch Lines

Blackfoot — Aberdeen — Mackay
Table No. 56
Mts. 0 Lv Blackfoot 36... Ida. Ar 5.30
5 Ar Moreland... " " 5.43
11 " Aberdeen Jct... " " 7.00
17 " Rockford... " " 2.15
27 " Pingree... " " 3.15
35 Ar Aberdeen... " " 4.50
K 20 Lv Aberdeen Jct... " " K
7 " Taber... " "
40 " Scoville... " "
59 " Arco... " "
67 " Moore... " "
73 " Darlington... " "
85 Ar Mackay... " " Lv

Idaho Falls — Orvin — St. Anthony
Table No. 57
Mts. 0 Lv Idaho Falls 36,40,58... Ida. Ar
3 " Orvin... " " Lv
4 " Ken... " "
5 " Lincoln... " "
9 " Iona... " "
19 " Ririe... " "
24 " Byrne... " "
31 " Walker... " "
41 " Newdale... " "
49 Ar St. Anthony 40, 58... " Lv

Idaho Falls — Ucon — St. Anthony
Table No. 58
Mts. 0 Lv Idaho Falls 36,40,57... Ida. Ar
8 " Ucon... " " Lv
12 " Grant... " " K
16 " Lewisville... " "
18 " Menan... " "
37 " Egin... " "
46 Ar St. Anthony 40, 57... " Lv

Minidoka — Twin Falls — Buhl — Wells
Table No. 60
Mts. 35-49 -439 0 Lv Salt Lake, Utah Ar * 8.00
* 7.30 170 " Pocatello, Ida. Ar * 10.30
* 4.00 0 " Minidoka... " Ar 8.40
5.30 8 " Acequia... " Lv 8.28
f 5.43 8 " Rupert 61... " f 8.20
6.10 14 " Heyburn... " f 8.08
f 6.18 20 " Burley 62... " f 8.04
f 6.36 22 " Starr's Ferry... " f 7.53
f 6.42 34 " Milner... " f 7.41
f 6.54 41 " Murtaugh... " f 7.29
7.07 41 " Hansen... " f 7.16
7.20 50 " Kimberly... " f 7.10
7.27 53 " Rogerson... " f 7.00
8.10 59 Ar Twin Falls... " Ar 6.45
8.20 59 Lv Twin Falls... " Lv 6.30
8.32 66 Ar Filer... " Ar 6.30
* 8.45 74 Ar Buhl... " Lv * 6.15
* 7.00 0 Lv Twin Falls... " Ar * 5.15
f 7.22 11 " Berger... " Lv f 4.53
f 7.40 19 " Hollister... " f 4.35
f 8.00 29 " Rogerson... " f 4.15
f 9.09 26 " Delaplain... Nev. f 3.08
f 9.37 69 " Contact... " f 2.40
f 11.10 103 " Summer Camp... " f 1.11
f 11.30 109 " Melandco... " f 12.48
* 12.01 124 Ar Wells... " Lv * 12.15

GIVE TO CONQUER CANCER
AMERICAN CANCER SOCIETY
Footnotes for Page 30
* Daily. (f) Stops only on signal.
K Freight service only.
Northwest Greyhound Lines daily bus—Rail tickets honored.
Local freight with caboose only.
Mountain Time is used on this U. P. branch line, but trains to and from Wells, Nevada on the Southern Pacific main line use Pacific Time.

Minidoka — Rupert — Bliss
Mixed 49-Bus 0 Lv Minidoka... Ida. Ar * 8.40
f 5.43 8 " Acequia... " Ar f 8.23
* 6.10 14 Ar Rupert... " Lv * 8.20
* 12.40 14 Lv Rupert... " Ar 8.25
2.15 23 " Burley... " Ar 8.10
3.15 63 " Twin Falls... " Ar 7.10
4.50 80 " Filer... " Ar ↑
111 Ar Bliss... " Lv ↓ 5.00

Burley — Declo
Table No. 62
Mts. 0 Lv Burley... Ida. Ar K
9 Ar Declo... " Lv K

Nyssa — Homedale — Marsing
Table No. 64
Mts. 0 Lv Nyssa 20... Ore. Ar
8 " Overstreet... " Lv
11 " Adrian... " " K
17 " Napton... " "
25 " Homedale, Ida. " "
31 " Claytonia... " "
33 Ar Marsing... " Lv

Richfield — Hill City
Table No. 65
Mts. 0 Lv Shoshone 20, Ida. Ar
15 " Richfield 69... " Ar
20 " Rawson... " Lv
37 " Magic... " " K
47 " Macon... " "
55 " Selby... " "
59 " Fairfield... " "
73 Ar Hill City... " Lv

Nampa — Emmett — McCall
Table No. 67
Mts. 0 " Nampa 20... " Ar
" Fischer... " Lv
" Middleton... " "
19 " Jenness... " "
27 " Emmett 71... " "
41 " Montour... " "
50 " Horseshoe Bend... " "
64 " Banks... " " K
83 " Smith's Ferry... " "
95 " Belvidere... " "
99 " Cascade... " "
111 " Arling... " "
119 " Donnelly... " "
133 Ar McCall... " Lv

Caldwell — Wilder
Table No. 68
Mts. 0 Lv Caldwell 20... Ida. Ar K
7 " Greenleaf... " Lv K
11 Ar Wilder... " Lv

Shoshone — Ketchum — Sun Valley
Table No. 69
Mts. 0 Lv Shoshone 20, Ida. Ar
15 " Richfield... " Lv
37 " Picabo... " " K
52 " Bellevue... " "
57 " Hailey... " "
69 Ar Sun Valley (Ketchum) " Lv

Ontario — Vale and Brogan Vale — Crane and Burns

Table No. 70
Mts. 0 Lv Ontario 20... Ore. Ar
4 " Cairo... " Lv
7 " Luse... " "
10 " Mallett... " "
16 Ar Vale... " Lv
16 Lv Vale... " Ar
33 " Jamieson... " "
39 Ar Brogan... " Lv

Table No. 71
Mts. 16 Lv Vale... " Ar
24 Ar Hope... " Lv
35 " Little Valley... " " K
42 " Harper... " "
51 " Namorf... " "
62 " Jonesboro... " "
74 " Juntura... " "
87 " Long... " "
93 " Riverside... " "
103 " Dunnean... " "
110 " Venator... " "
127 " Crane... " "
151 " Redess... " "
157 Ar Burns... " Lv

Payette — Emmett
Table No. 71
Mts. 0 Lv Payette 20... Ida. Ar
5 " Fruitland... " Lv
7 " Buckingham... " " K
17 " New Plymouth... " "
21 " Letha... " "
29 Ar Emmett 67... " Lv

Portland — La Grande — Joseph
Table No. 72
Mts. 0 Lv Portland... Ore. Ar
299 Ar La Grande... " Lv
0 Lv La Grande 20... " Ar
8 " Alicel... " "
12 " Imbler... " "
21 " Elgin... " "
34 " Looking Glass... " " K
47 " Minam... " "
60 " Wallowa... " "
68 " Lostine... " "
78 " Enterprise... " "
84 Ar Joseph... Ore. Lv

Weiser — New Meadows
Table No. 73
Mts. 0 Lv Weiser 20... Ida. Ar
12 " Presley... " Lv
32 " Midvale... " "
41 " Cambridge... " "
50 " Goodrich... " "
60 " Council... " " K
67 " Fruitvale... " "
69 " Starkey... " "
72 " Glendale... " "
80 " Woodland... " "
82 " Tamarack... " "
90 Ar New Meadows... " Lv

Union Pacific Branch Lines

Portland and Spokane Short Line
See Page 32 for additional bus service. Rail tickets honored.
See Table W for sleeping car equipment.

Table No. 74 (Pacific Time)
Bus Daily 11.45 7.15 9.45 0 Lv Portland... Ore. Ar 9.00 9.15 6.10
1.14 8.49 11.09 63 " Hood River... " Lv 7.10
1.49 9.25 11.55 84 " The Dalles... " " 6.35 7.30 4.25
4.00 12.01 1.02 138 " Umatilla... " " 5.30
2.00 184 Ar Arlington... " " 4.30
5.40 184 Lv Hinkle... " Ar 3.15
6.15 212 Ar Wallula... Wash. Lv 2.30
c. 236 " Page... " "
c. 253 " Scott... " "
c. 263 " Ruxby... " "
7.25 267 Ar Ayer... " Lv 1.27
7.25 267 Lv Ayer... " Ar 1.27
8.21 310 " Hooper Jct... " Lv
9.18 351 " Marengo... " " 12.25
9.18 351 " Cheney... " " 11.32
c. 364 " Marshall... " "
31 Ar Spokane... Wash. Lv 11.10 8.30 10.00

Walla Walla — Wallula
Table No. 75 (Pacific Time)
Mts. 0 Lv Walla Walla Wn. Ar
7 " Garrett... " " K
7 " Whitman... " "
11 " Lowden... " "
16 " Touchet... " "
23 Lv Reese... " "
31 Ar Wallula... Wash. Lv

Ayer — Spokane
See Page 32 for bus service. Rail tickets honored.

Table No. 76 (Pacific Time)
Mts. 0 Lv Ayer... Wash. Ar
21 " Hooper Jct... " Lv
22 " Hooper... " "
37 " La Crosse... " "
48 " Winona... " "
53 " Endicott... " "
73 " Colfax... " "
91 " Garfield... " " K
100 " Farmington... " "
112 Ar Tekoa... " Lv
112 Lv Tekoa... " Ar
119 " Latah... " Lv
127 " Fairfield... " "
134 " Rockford... " "
155 Lv Dishman... " "
157 Ar East Spokane... " "
161 Ar Spokane... Wash. Lv

Colfax — Moscow
Table No. 76a
Mts. 0 Lv Colfax... Wash. Ar
10 " Shawnee... " Lv
19 " Pullman... " Lv
28 Ar Moscow... Ida. Lv

Ayer — Lewiston
See Page 32 for supplemental bus service. Rail tickets honored.

Table No. 77 (Pacific Time)
Mts. 0 Lv Ayer... " Ar
17 Ar Riparia... " Lv
0 Lv Camas Prairie R. R. Wash. Ar
15 " Riparia... " Lv
24 " Central Ferry... " Lv
29 " Penawawa... " "
32 " Swift... " "
36 " Schultz... " "
43 " Almofa... " " K
44 " Wawawai... " "
50 " Crum... " "
55 " Bishop... " "
55 " Indian... " "
62 " Moses... " "
66 " Wilma... " "
72 Ar Lewiston... Ida. Lv
0 Lv Camas Prairie R. R. Wash. Ar
9 " Lewiston... " Ar
10 " North Lapwai... " Lv
10 " Spalding... " "
14 " Arrow... " "
27 " Lenore... " " K
34 " Peck... " "
43 " Orofino... " "
51 " Greer... " "
58 " Pardee... " "
65 " Kamiah... " "
73 " Kooskia... " "
76 Ar Stites... " Lv
72 Lv Camas Prairie R. R. Wash. Ar
81 " Lewiston... " Ar
81 " North Lapwai... " Lv
82 " Spalding... " "
86 " Lapwai... " "
88 " Sweetwater... " "
92 " Jacques... " "
94 " Culesac... " " K
102 " Rubens... " "
112 " Craig Jct... " "
117 " Craigmont... " "
125 " Ferdinand... " "
133 " Cottonwood... " "
142 " Fenn... " "
149 Ar Grangeville... Ida. Lv

Spokane — Tekoa — Wallace
Table No. 79 (Pacific Time)
Buses are on Mountain Time at Kellogg-Wardner, Osburn and Wallace

Bus No. 2911 Daily 2.15 7.30 4.30 11.00
Bus No. 486 Daily 4.40 9.55 7.00 12.20
Bus No. 484 Daily 7.20 1.55 11.25 6.40
Bus No. 2914 Daily 5.00 10.20 7.35 2.05 12.25 6.40
Mts. 0 Lv Spokane 20, 74... Wash. Ar 9.35 12.15 3.45 7.30
4 " East Spokane... " "
7 " Dishman... " "
10 " Chester... " "
16 " Mica... " "
19 " Freeman... " "
22 " Manito... " "
27 " Rockford... " "
34 " Fairfield... " "
42 " Latah... " "
49 Ar Tekoa... " Lv
49 Lv Tekoa... " Ar
65 " Plummer Jct... Ida. Lv
72 " Chatcolet... " "
75 " O'Gara... " "
80 " Harrison... " "
83 " Springston... " "
88 " Black Lake... " "
95 " Lane... " "
99 " Rose Lake... " "
107 " Cataldo... " "
112 " Enaville... " "
113 " Pine Creek... " "
119 " Kellogg-Wardner... " "
125 " Osburn... " "
130 Ar Wallace... Ida. Lv 8.55 11.25 3.00 6.45 8.45 11.20 2.50 6.40 8.30 11.05 2.35 6.25 8.25 11.00 2.30 6.20

Hinkle — Yakima
See Page 32, Table 84a, for bus service. Rail tickets honored.

Table No. 78 (Pacific Time)
Mixed 364 Daily 7.00 958 Lv Hinkle... Ore. Ar 4.00
8.05 986 Lv Wallula... Wash. Lv 2.55
8.15 0 Lv Wallula... Wash. Ar 2.05
8.30 9 " Villard... " Lv 1.45
8.52 16 " Kennewick... " " 1.20
10.12 39 " Benton City... " " 12.01
10.50 53 " North Prosser... " " 11.29
11.10 60 " Grandview... " " 11.00
11.30 66 Ar Midvale... " Lv 10.53
69 Ar Sunnyside Wash. Lv
69 Lv Sunnyside Wash. Ar
11.30 66 Lv Midvale... Wash. Ar 10.53
12.05 70 " Emerald... " Lv 10.45
12.25 76 " Granger... " " 10.32
12.55 81 " Zillah... " " 10.22
1.10 84 " Buena... " " 10.15
1.20 87 " Sawyer... " " 10.05
1.30 89 " Donald... " " 10.00
1.45 93 " Parker... " " 9.50
2.15 101 Ar Yakima... Wash. Lv 9.50

Footnotes for Page 31
Western Greyhound Lines. Rail tickets honored.
Daily except Sunday.
Stops to let off paying passengers from Hinkle or beyond.
Freight service only.
Time from 12:01 midnight to 12:00 noon shown in light face type.
Time from 12:01 noon to 12:00 midnight shown in heavy face type.
Figures opposite junction points refer to tables showing diverging trains.

Connecting Bus Service

Pendleton — Walla Walla — Lewiston — Pullman — Moscow — Colfax — Spokane

Table No. 84 (Pacific Time) connecting bus service between Pendleton, Walla Walla, Lewiston, Pullman, Moscow, Colfax, and Spokane.

Pendleton—Walla Walla—Yakima

Table No. 84a (Pacific Time) connecting bus service between Pendleton, Walla Walla, and Yakima.

The Dalles — Bend

Table No. 86 (Pacific Time) connecting bus service between The Dalles and Bend.

Western Greyhound Lines—Rail tickets honored. Pacific Trailways—Rail tickets honored. Capitol Stages—Rail tickets honored. (H.S.) Highway Stop. (f) Stops only on signal. Buses use bus stations at Fremont and Lincoln, not railroad depots.

Fremont — Lincoln

Table No. 88 (Central Time) connecting bus service between Fremont and Lincoln.

Columbus — Lincoln

Table No. 89 (Central Time) connecting bus service between Columbus and Lincoln.

Grand Island — Hastings

Via Yellow Diamond Lines—Rail Tickets Honored

Table No. 90 (Central Time) connecting bus service between Grand Island and Hastings.

Lincoln — Omaha (Rail Tickets Honored)

Table No. 91 (Central Time) connecting bus service between Lincoln and Omaha.

Connections at Omaha

Connections at Omaha table showing routes to various cities including Chicago, St. Louis, and Minneapolis.

Connections at Kansas City

Connections at Kansas City table showing routes to various cities including Chicago, St. Paul, and Des Moines.

Connections at Denver

Connections at Denver table showing routes to various cities including Pueblo, Colorado Springs, and Salt Lake City.

Connections at Portland

Table with columns for No 9-58 Shasta, No 11-52 Cascade, Southern Pacific, and various destinations like Portland, Salem, Eugene, Klamath Falls, Davis, Sacramento, Martinez, Oakland, San Francisco, Fresno, Los Angeles.

Connections at Seattle

Table with columns for 358, 360, Great Northern, 357, 359, and destinations like Seattle, Edmonds, Everett, Bellingham, New Westminister, Vancouver.

Connections at Salt Lake City

Table with columns for 17, Western Pacific, 18, and destinations like Salt Lake City, Sacramento, Stockton, Oakland, San Francisco.

Connections at Spokane and Butte

Table with columns for 2-Bus, 26, N. P., 25, Bus-1, Bus-2, 26, N. P., 25, 1-Bus, 16, The Milwaukee Road, 15, and destinations like Spokane, Butte, Bozeman, Livingston, Billings, Miles City, Dickinson, Bismarck, Lewiston.

Connections at Los Angeles

Table with columns for #80, 78, 76, 74, 72, 70, A. T. & S. F., 71, 73, 75, 77, #79, 81, and destinations like Los Angeles, Fullerton, Anaheim, Orange, Santa Ana, Oceanside, Del Mar, San Diego.

Footnotes for Pages 33, 34 and 35

All trains daily except when otherwise indicated. * Sundays and Holidays only. Operates Mondays, Thursdays and Saturdays. Operates Sundays, Wednesdays and Fridays. Train 13 will operate one hour earlier during period May 27th to Sept. 3, 1962. Incl. account Daylight Saving Time.

UNION PACIFIC TRAINS USE THESE STATIONS

Boise, Idaho: Union Pacific Station. Butte, Montana: Union Station. Cheyenne, Wyo: Union Pacific Station. Chicago, Illinois: Union Station, Canal Street and Jackson Boulevard. Denver, Colorado: Union Station. Kansas City, Mo: Union Station, Main Street and Union Station Plaza. Los Angeles, Calif: Los Angeles Union Passenger Terminal.

for business—RELAX ON A TRAIN—for pleasure

Rest easy—dine comfortably—arrive refreshed—by train. Step into a new Hertz or Avis car, reserved for you when you buy your ticket. That's smart business.

rent a car AVIS or HERTZ at your destination

Low car rental rates cover gasoline, oil and proper insurance. Ask about "Rent it here—Leave it there" service—especially advantageous for pleasure travel. Rail travel credit cards accepted.

Connections at Chicago and St. Louis

Times Shown Below are Standard Time

New York Central System Chicago, Buffalo, Albany, New York, Boston

Table with columns for 90, 2, 26, 8, 28, 6, La Salle St. Station, 39, 27, 25, 19, 17, 59, and destinations like Chicago, Cleveland, Buffalo, Albany, New York, Boston.

Chicago-Indianapolis-Cincinnati

Table with columns for 304, 302, Central Station, 303, 305, and destinations like Chicago, Indianapolis, Cincinnati.

St. Louis, Cleveland, New York

Table with columns for 312-16, 15-341, and destinations like St. Louis, Cleveland, New York.

Chicago-Cincinnati-Washington-Norfolk

Table with columns for 304, 302, Central Station, 303, 305, and destinations like Chicago, Cincinnati, Washington, Norfolk.

Chicago-Detroit-Toronto-Montreal

Table with columns for Sat. Only, Ex. Sat., 368-38, 358-20, 356, 8, 354-22, La Salle St. Station, 15-39, Ex. Sun., 17, 355, 357, 369, Sun. Only, 19, and destinations like Chicago, Detroit, Toronto, Montreal.

Pennsylvania Railroad Chicago, Washington, New York

Table with columns for 54-32, 50, 28, 48, 22, Union Station, 23, 49, 29, 55, 53, and destinations like Chicago, Washington, New York.

Chicago, Cincinnati, Norfolk

Table with columns for 74, 70, Union Station, 71, 75, and destinations like Chicago, Cincinnati, Norfolk.

St. Louis, Washington, New York

Table with columns for 32, 30, 4, 31, 3, and destinations like St. Louis, Washington, New York.

Baltimore and Ohio Railroad

Chicago-Washington-Baltimore

Table with columns for 8-108, 6, 26, 10-2, Grand Central Station, 173-9, 5, 25, 7, and destinations like Chicago, Washington, Baltimore.

St. Louis-Washington-Baltimore

Table with columns for 12-112, 2, 111-11, 1, and destinations like St. Louis, Washington, Baltimore.

Gulf Mobile & Ohio R. R. Chicago-St. Louis

Table with columns for 7, 5, 3, 1, Union Station, 2, 4, 6, 8, and destinations like Chicago, St. Louis.

Wabash R. R. Chicago-St. Louis

Table with columns for 111, 121, Dearborn Station, 110, 124, and destinations like Chicago, St. Louis.

Erie-Lackawanna Railroad Chicago, Youngstown, New York

Table with columns for 8, 2, 6, Dearborn Station, 1, 5, 7, 21, 22, and destinations like Chicago, Youngstown, New York.

Illinois Central Railroad Chicago, St. Louis

Table with columns for 6, 8, La Salle Street Station, 5, 7, and destinations like Chicago, St. Louis.

Nickel Plate—E.-L. R. R. Chicago, Cleveland, New York

Table with columns for 9.30, *6.05, 11.10, Lv Chicago (CST), Ar 8.35, 4.20, 1.15, and destinations like Chicago, Cleveland, New York.

C. & E. I.—L. & N. Chicago, St. Louis, Evansville, Nashville

Table with columns for 95, 53, 93, Dearborn Station, 80-54, 94, 92, and destinations like Chicago, St. Louis, Evansville, Nashville.

Grand Trunk—Canadian National Rys. Chicago, Toronto, Montreal

Table with columns for 6, 14, 20-16, Dearborn Station, 5, 15, 17, and destinations like Chicago, Toronto, Montreal.

RESERVED COACH SEAT CHARGES
 "THE CHALLENGER" — "CITY OF LOS ANGELES" — "CITY OF SAN FRANCISCO"

BETWEEN	Chicago, Ill.	Savanna, Ill.	Perry, Ia.	Omaha, Neb.	Grand Island, Neb.	Sidney, Neb.	Cheyenne, Wyo.	Ogden, Utah	Salt Lake City, Utah	Milford, Utah	Las Vegas, Nev.	Los Angeles, Cal.	Reno, Nev.	Sacramento, Cal.	San Francisco, Cal.
Chicago, Ill.	\$. . .	\$ ②	\$.50	\$.50	\$1.50	\$1.50	\$1.50	\$1.50	\$1.50	\$2.00	\$2.00	\$2.00	\$2.00	\$2.00	\$2.00
Savanna, Ill.	②50	.50	1.50	1.50	1.50	1.50	1.50	2.00	2.00	2.00	2.00	2.00	2.00
Perry, Ia.	.50	.5050	1.50	1.50	1.50	1.50	1.50	2.00	2.00	2.00	2.00	2.00	2.00
Omaha, Neb.	.50	.50	.50	. . .	1.00	1.00	1.00	1.00	1.00	1.50	1.50	1.50	1.50	1.50	1.50
Grand Island, Neb.	1.50	1.50	1.50	1.00	. . .	1.00	1.00	1.00	1.00	1.50	1.50	1.50	1.50	1.50	1.50
Sidney, Neb.	1.50	1.50	1.50	1.00	1.00	. . .	1.00	1.00	1.00	1.50	1.50	1.50	1.50	1.50	1.50
Cheyenne, Wyo.	1.50	1.50	1.50	1.00	1.00	1.00	. . .	1.00	1.00	1.50	1.50	1.50	1.50	1.50	1.50
Ogden, Utah	1.50	1.50	1.50	1.00	1.00	1.00	1.00	. . .	1.00	1.50	1.50	1.50	1.00	1.00	1.00
Salt Lake City, Utah	1.50	1.50	1.50	1.00	1.00	1.00	1.00	1.00	. . .	1.00	1.00	1.00	1.00	1.00	1.00
Milford, Utah	2.00	2.00	2.00	1.50	1.50	1.50	1.50	1.50	1.00	. . .	1.00	1.00	1.00	1.00	1.00
Las Vegas, Nev.	2.00	2.00	2.00	1.50	1.50	1.50	1.50	1.50	1.00	1.00	. . .	1.00	1.00	1.00	1.00
Los Angeles, Cal.	2.00	2.00	2.00	1.50	1.50	1.50	1.50	1.50	1.00	1.00	1.00	. . .	1.00	1.00	1.00
Reno, Nev.	2.00	2.00	2.00	1.50	1.50	1.50	1.50	1.00	1.00	1.00	1.00	1.00	. . .	1.00	1.00
Sacramento, Cal.	2.00	2.00	2.00	1.50	1.50	1.50	1.50	1.00	1.00	1.00	1.00	1.00	1.00	1.00	1.00
San Francisco, Cal.	2.00	2.00	2.00	1.50	1.50	1.50	1.50	1.00	1.00	1.00	1.00	1.00	1.00	1.00	1.00

"CITY OF ST. LOUIS" — "CITY OF ST. LOUIS-SAN FRANCISCO OVERLAND"

BETWEEN	St. Louis, Mo.	Moberly, Mo.	Kansas City, Mo.	Topeka, Kan.	Salina, Kan.	Denver, Colo.	Rawlins, Wyo.	Ogden, Utah	Salt Lake City, Utah	Milford, Utah	Las Vegas, Nev.	Los Angeles, Cal.	Reno, Nev.	Sacramento, Cal.	San Francisco, Cal.
St. Louis, Mo.	\$. . .	\$ ①	\$ ①	\$1.50	\$1.50	\$1.50	\$1.50	\$1.50	\$1.50	\$2.00	\$2.00	\$2.00	\$2.00	\$2.00	\$2.00
Moberly, Mo.	①	. . .	①	1.50	1.50	1.50	1.50	1.50	1.50	2.00	2.00	2.00	2.00	2.00	2.00
Kansas City, Mo.	①	①	. . .	1.00	1.00	1.00	1.00	1.00	1.00	1.50	1.50	1.50	1.50	1.50	1.50
Topeka, Kan.	1.50	1.50	1.00	. . .	1.00	1.00	1.00	1.00	1.00	1.50	1.50	1.50	1.50	1.50	1.50
Salina, Kan.	1.50	1.50	1.00	1.00	. . .	1.00	1.00	1.00	1.00	1.50	1.50	1.50	1.50	1.50	1.50
Denver, Colo.	1.50	1.50	1.00	1.00	1.00	. . .	1.00	1.00	1.00	1.50	1.50	1.50	1.50	1.50	1.50
Rawlins, Wyo.	1.50	1.50	1.00	1.00	1.00	1.00	. . .	1.00	1.00	1.50	1.50	1.50	1.50	1.50	1.50
Ogden, Utah	1.50	1.50	1.00	1.00	1.00	1.00	1.00	. . .	1.00	1.50	1.50	1.50	1.50	1.50	1.50
Salt Lake City, Utah	1.50	1.50	1.00	1.00	1.00	1.00	1.00	1.00	. . .	1.00	1.00	1.00	1.00	1.00	1.00
Milford, Utah	2.00	2.00	1.50	1.50	1.50	1.50	1.50	1.50	1.00	. . .	1.00	1.00	1.00	1.00	1.00
Las Vegas, Nev.	2.00	2.00	1.50	1.50	1.50	1.50	1.50	1.50	1.00	1.00	. . .	1.00	1.00	1.00	1.00
Los Angeles, Cal.	2.00	2.00	1.50	1.50	1.50	1.50	1.50	1.50	1.00	1.00	1.00	. . .	1.00	1.00	1.00
Reno, Nev.	2.00	2.00	1.50	1.50	1.50	1.50	1.50	1.00	1.00	1.00	1.00	1.00	. . .	1.00	1.00
Sacramento, Cal.	2.00	2.00	1.50	1.50	1.50	1.50	1.50	1.00	1.00	1.00	1.00	1.00	1.00	1.00	1.00
San Francisco, Cal.	2.00	2.00	1.50	1.50	1.50	1.50	1.50	1.00	1.00	1.00	1.00	1.00	1.00	1.00	1.00

Each person occupying a seat, including children, must pay full Reserved Coach Seat Fare.

Only exception is for missed connection due to delayed trains.

NO REFUND unless space released not later than:

- ① Charge not applicable locally on Wabash R. R.
 ② Charge not applicable locally Chicago-Savanna, Ill. inclusive.

- (a) 48 hours before departure if bought more than 48 hours in advance.
 (b) 24 hours before departure if bought 24 to 48 hours in advance.
 (c) 3 hours before departure if bought on day of departure.

The Reserved Seat charge does not apply on trips made within the State of California.

**Check the advantages
of the**

Low Family Fares

- • Saves money when family travels together by train
- • Good in coaches or sleeping cars
- • Liberal baggage allowance
- • Start trip on Monday, Tuesday, Wednesday or Thursday.
- • On Round Trips return on any day of the week.
- • Good on all Trains.

Ask your local Union Pacific Agent to figure the cost for you



Union Pacific

ONE WAY RAIL FARES

The WESTBOUND fares shown herein are those in effect November 1, 1962, and do not reflect any change in fares which may be authorized at a subsequent date. Fares are quoted as information only and are not to be used for selling purposes.

TO FROM	Los Angeles, San Diego, Calif.		San Francisco, Calif.		Portland, Ore.		Seattle, Wash.		Spokane, Wallia Wallia, Wash.		Salt Lake City, Utah		Denver, Colo.		Boise, Ida.		Las Vegas, Nev.	
	CLASS	COACH	FIRST	COACH	FIRST	COACH	FIRST	COACH	FIRST	COACH	FIRST	COACH	FIRST	COACH	FIRST	COACH	FIRST	COACH
Akron, Ohio (via B&O or E-LRR and Chicago)	\$108.72	\$1 25	\$108.72	\$1 25	\$105.91	\$79.02	\$105.91	\$79.02	\$93.72	\$69.43	\$80.77	\$59.24	\$63.11	\$45.32	\$92.45	\$68.45	\$98.14	\$72.92
Albany, N. Y.	141.15	102.15	141.15	102.15	138.34	99.92	138.34	99.92	126.15	90.93	113.20	80.14	95.54	66.22	124.88	89.35	130.57	93.82
Atlanta, Ga. (via Chicago)	102.27	71.45	102.27	77.57	111.22	85.84	111.22	85.84	93.70	76.87	81.03	62.48	60.39	47.03	92.87	71.34	98.40	75.28
Atlanta, Ga. (via St. Louis or Kansas City)	91.34	71.45	99.87	77.40	85.84	111.90	85.84	111.90	85.84	93.70	76.87	81.03	62.48	47.03	92.87	71.34	98.40	69.63
Baltimore, Md. (via B&O)	133.14	93.84	135.59	96.48	132.78	94.73	132.78	94.73	120.59	85.14	107.64	74.95	89.98	61.03	119.32	84.16	125.01	88.63
Baltimore, Md. (via PennaRR)	137.56	99.89	137.56	99.89	134.75	97.66	134.75	97.66	122.56	88.07	109.61	77.88	91.95	63.96	121.29	87.09	126.98	91.56
Birmingham, Ala. (via Chicago)	102.27	77.01	102.27	77.01	104.15	81.40	104.83	81.40	92.63	72.19	73.96	58.30	58.18	42.03	85.60	67.44	91.51	71.97
Birmingham, Ala. (via St. Louis or Kansas City)	84.27	66.39	91.80	72.34	104.15	81.40	104.83	81.40	92.63	72.19	73.96	58.30	53.32	42.03	85.60	67.44	84.22	64.63
Boston, Mass. (via Albany)	154.97	110.89	154.97	110.89	152.16	108.66	152.16	108.66	139.97	99.07	127.02	88.88	109.36	74.96	138.70	98.09	144.39	102.86
Buffalo, N. Y. (via NYC)	121.63	90.04	121.63	90.04	118.82	87.81	118.82	87.81	106.63	78.22	93.68	68.03	76.02	54.11	105.36	77.24	111.05	81.71
Buffalo, N. Y. (via Nickel Plate)	116.75	87.85	116.75	87.85	113.94	85.62	113.94	85.62	101.75	76.03	88.80	65.84	71.14	51.22	100.48	75.05	106.17	79.52
Charleston, W. Va.	113.13	83.93	113.74	83.93	115.38	86.15	115.38	86.15	103.19	76.56	89.71	64.98	70.53	49.91	101.35	74.18	107.08	78.66
Chattanooga, Tenn. (via Chicago)	98.93	77.01	102.27	77.01	105.76	81.69	106.81	81.69	94.61	72.52	75.57	58.33	56.39	43.26	87.21	67.18	92.94	72.00
Chattanooga, Tenn. (via St. Louis)	87.87	68.19	95.40	74.14	105.76	81.69	106.81	81.69	94.61	72.52	75.57	58.33	56.39	43.26	87.21	67.18	85.62	66.43
Chicago, Ill.	85.56	67.39	85.56	67.39	82.75	65.16	82.75	65.16	70.56	55.57	57.61	45.38	39.95	31.46	69.29	54.59	74.98	59.05
Cincinnati, Ohio (via NYC or PennaRR)	102.27	77.01	102.27	77.01	102.96	77.87	102.96	77.87	90.77	68.28	77.82	58.06	59.06	42.99	89.50	67.26	95.19	71.74
Cleveland, Ohio (via NYC)	108.96	82.16	108.96	82.16	106.15	79.33	106.15	79.33	93.96	70.34	81.01	61.05	63.35	46.23	92.69	69.38	73.83	73.83
Cleveland, Ohio (via Nickel Plate)	105.78	80.66	105.78	80.66	102.97	78.43	102.97	78.43	90.78	68.84	77.83	58.65	60.17	43.73	89.51	67.86	95.20	72.33
Columbus, Ohio (via PennaRR)	107.15	80.59	107.15	80.59	104.34	78.73	104.34	78.73	92.15	69.14	79.20	58.95	61.54	45.03	90.88	68.16	96.57	72.63
Columbia, S. C. (via Chicago)	102.27	79.19	109.70	85.14	122.05	92.21	122.05	92.21	109.33	83.04	91.86	68.86	71.22	53.78	101.93	77.70	100.09	77.45
Denver, Colo.	52.68	41.48	52.68	41.48	53.44	42.06	53.44	42.06	47.62	35.44	42.06	22.76	17.92	34.48	27.13	40.13	31.59
Des Moines, Iowa	73.32	57.74	73.32	57.74	73.44	57.83	73.44	57.83	61.50	48.43	44.18	34.78	26.51	20.90	55.85	44.01	61.55	48.46
Detroit, Mich. (via B&O or Wab., etc.)	101.16	79.07	101.16	79.07	98.35	73.74	98.35	73.74	73.74	64.60	73.21	57.06	55.55	43.14	84.89	66.27	90.58	70.74
Detroit, Mich. (via C&O)	102.55	78.51	102.55	78.51	99.74	73.88	99.74	73.88	87.55	64.04	74.60	56.50	56.94	42.58	86.28	65.71	91.97	70.17
Detroit, Mich. (via NYC)	105.10	79.65	105.10	79.65	102.29	77.42	102.29	77.42	90.10	67.83	77.15	57.64	59.49	43.72	88.83	66.85	94.52	71.32
Greensboro, N. C. #	106.43	81.62	105.96	87.57	121.98	93.28	121.98	93.28	110.83	84.11	91.79	69.93	74.25	54.85	103.43	78.77	104.18	79.86
Hartford, Conn.	148.24	106.57	148.24	106.57	145.43	104.34	145.43	104.34	133.24	94.75	120.29	84.56	102.63	70.64	131.97	93.77	137.66	98.24
Indianapolis, Ind. (via NYC or PennaRR)	95.63	72.83	95.63	72.83	95.44	73.11	95.44	73.11	83.25	63.52	70.30	53.33	52.42	38.81	81.98	62.54	100.62	74.55
Jackson, Miss. (via Chicago)	100.81	79.38	100.81	79.38	102.78	80.13	102.78	80.13	91.02	70.92	76.62	59.08	58.95	45.18	85.72	66.17	92.72	70.14
Jackson, Miss. (via St. Louis)	91.84	72.31	98.77	77.85	102.78	80.13	102.78	80.13	91.02	70.92	71.27	56.47	51.71	40.76	84.36	66.17	88.64	70.14
Jacksonville, Fla. (via Chicago)	102.27	77.51	107.38	83.46	122.82	94.74	123.50	94.74	111.30	85.53	92.63	71.64	71.99	55.37	104.27	80.78	100.09	75.75
Jacksonville, Fla. (via St. Louis or Kansas City)	99.85	77.51	107.38	83.46	122.82	94.74	123.50	94.74	111.30	85.53	92.63	71.64	71.99	55.37	104.27	80.78	97.60	75.75
Kansas City, Mo.	67.86	53.45	67.86	53.45	76.16	60.06	76.16	60.06	63.96	50.45	45.67	35.97	24.65	19.43	57.34	45.14	63.04	49.64
Knoxville, Tenn. (via Chicago)	102.27	77.01	102.27	77.01	107.95	83.27	109.00	83.27	96.80	74.10	77.82	59.91	60.22	44.80	90.79	68.78	95.19	73.58
Knoxville, Tenn. (via St. Louis)	92.69	71.62	100.02	77.57	107.95	83.27	109.00	83.27	96.80	74.10	77.76	59.91	60.22	44.80	90.79	68.78	93.49	73.58
Louisville, Ky. (via PRR)	98.39	74.20	98.39	74.20	103.53	78.41	103.53	78.41	91.34	68.82	74.36	55.25	55.15	40.18	86.00	64.45	91.73	68.93
Louisville, Ky. (via St. Louis)	90.68	70.25	98.09	74.20	103.53	78.41	103.53	78.41	91.34	68.82	74.06	55.25	54.88	40.18	85.70	64.10	86.90	68.49
Memphis, Tenn. (via Chicago)	99.36	78.27	99.36	78.27	94.61	73.66	95.05	74.61	82.85	64.45	68.45	53.94	51.12	40.04	80.08	61.66	85.82	67.61
Memphis, Tenn. (via St. Louis)	89.04	70.18	90.60	71.39	94.61	73.66	95.05	73.66	82.85	64.45	64.36	50.56	43.54	34.29	76.21	59.70	81.73	64.23
Memphis, Tenn. (via Kansas City)	78.62	61.94	82.62	64.60	94.61	73.66	95.05	73.66	82.85	64.45	64.36	50.56	43.54	34.29	76.21	59.70	72.74	56.89
Miami, Fla. #	115.41	88.63	122.94	94.58	138.38	105.86	139.06	105.86	126.86	96.65	108.19	82.76	87.55	66.49	119.83	91.90	113.16	88.87
Milwaukee, Wis.	87.50	68.93	87.50	68.93	86.04	67.74	86.04	67.74	73.93	58.15	59.79	47.12	40.71	32.08	70.03	55.15	77.16	60.80
Minneapolis, Minn.	83.39	65.67	83.39	65.67	75.27	59.34	76.81	60.48	75.27	59.34	55.68	43.87	36.59	28.83	65.92	51.89	73.05	57.54
Montgomery, Ala. (via Chicago)	102.27	77.01	102.27	77.01	108.34	84.39	109.02	84.39	96.82	75.18	78.15	61.29	57.42	45.02	89.79	70.43	95.52	74.96
Montgomery, Ala. (via St. Louis)	84.27	66.39	91.80	72.34	108.34	84.39	109.02	84.39	96.82	75.18	78.15	61.29	57.42	45.02	89.79	70.43	82.02	68.63
Nashville, Tenn. (via Chicago)	98.93	76.91	98.93	76.91	99.24	77.05	100.29	77.05	88.09	67.88	70.98	54.90	53.32	40.98	82.64	64.10	88.35	68.57
Nashville, Tenn. (via St. Louis)	84.27	66.39	91.80	72.34	99.24	77.05	100.29	77.05	88.09	67.88	69.05	53.69	49.87	38.62	80.69	62.14	83.02	64.83
New Haven, Conn.	148.24	106.57	148.24	106.57	145.43	104.34	145.43	104.34	133.24	94.75	120.29	84.56	102.63	70.64	131.97	93.77	137.66	98.24
New Orleans, La. (via Chicago)	100.81	79.38	100.81	79.38	101.52	80.28	106.59	84.27	96.67	76.44	83.70	64.64	66.02	50.74	92.73	72.70	100.81	78.31
New Orleans, La. (via St. Louis)	91.84	72.31	100.81	79.38	101.52	80.28	106.59	84.27	96.67	76.44	71.27	56.47	52.19	41.48	85.49	67.34	88.64	70.14
New York, N. Y. (via NYC or PennaRR)	146.81	105.72	146.81	105.72	144.00	103.49	144.00	103.49	131.81	93.90	118.86	83.71	101.20	69.79	130.54	92.92	136.23	97.39
New York, N. Y. (via Differential)	141.66	100.45	141.66	100.05	138.85	97.82	138.85	97.82	126.66	88.23	113.71	78.04	96.05	64.12	125.39	87.25	131.08	91.72
Norfolk, Va. (via Chicago)	116.76	89.41	124.29	95.36	132.10	96.35	132.10	96.35	119.91	87.21	102.67	77.82	83.49	62.64	118.64	87.21	113.40	86.78
Omaha, Neb.	67.86																	

ROUND TRIP RAIL FARES — SIX MONTHS LIMIT

The WESTBOUND fares shown herein are those in effect November 1, 1962, and do not reflect any change in fares which may be authorized at a subsequent date. Fares are quoted as information only and are not to be used for selling purposes.

FROM	TO	Los Angeles, San Diego Calif.		San Francisco Calif.		Portland, Ore.; Tacoma, Seattle, Wash.		Spokane, Walla Walla, Wn.; Lewiston, Ida.		Salt Lake City, Utah		Cedar City, Utah		Yellowstone Park, Ashton-Victor, Idaho		Sun Valley, Ida. Ketchum, Ida.		Denver, Colo.			
		CLASS		FIRST	COACH	FIRST	COACH	FIRST	COACH	FIRST	COACH	FIRST	COACH	FIRST	COACH	FIRST	COACH	FIRST	COACH	FIRST	COACH
		FIRST	COACH	FIRST	COACH	FIRST	COACH	FIRST	COACH	FIRST	COACH	FIRST	COACH	FIRST	COACH	FIRST	COACH	FIRST	COACH	FIRST	COACH
Aberdeen, S. D.		\$139.20	\$117.15	\$139.20	\$117.15	\$126.80	\$99.75	\$107.00	\$89.25	\$97.55	\$78.65	\$116.75	\$92.00	\$99.40	\$78.40	\$107.00	\$88.25	\$63.15	\$49.80		
Akron, Ohio (via B & O)		179.50	141.00	179.50	141.00	166.85	125.60	147.05	115.10	143.75	107.55	154.20	114.40	138.90	103.70	147.05	115.10	112.00	82.50		
Albany, N. Y.		245.15	174.35	245.15	174.35	232.50	158.95	212.70	148.45	209.40	140.90	223.80	152.20	204.55	137.05	212.70	148.45	177.65	115.85		
Atlanta, Ga. (via Chicago)		163.55	137.60	163.55	137.60	166.80	129.75	153.20	119.15	145.90	112.50	161.90	126.60	150.10	113.75	153.20	119.15	108.75	84.80		
Atlanta, Ga. (via St. Louis)		162.30	137.25	162.30	137.25	166.60	129.75	153.20	119.15	145.90	112.50	161.90	126.60	150.10	113.75	153.20	119.15	108.75	84.80		
Atlanta, Ga. (via Kansas City)		161.00	120.30	161.00	120.30	166.60	129.75	153.20	119.15	145.90	112.50	161.90	126.60	149.20	106.70	153.20	119.15	108.75	84.80		
Baltimore, Md. (via B & O)		226.00	165.45	226.00	165.45	213.25	150.05	193.55	139.55	190.25	132.00	204.65	143.30	185.40	128.15	193.55	139.55	158.50	106.95		
Baltimore, Md. (via PennaRR)		238.25	170.50	238.25	170.50	225.60	155.10	205.80	144.60	202.50	137.05	216.90	148.35	197.65	133.25	205.80	144.60	170.75	112.00		
Binghamton, N. Y. (via E-LRR or E-LRR-NKP via Chgo.)		218.55	160.40	218.55	160.40	205.90	145.00	186.10	134.50	182.80	126.95	197.20	138.25	177.95	123.10	186.10	134.50	151.05	101.90		
Birmingham, Ala. (via Chicago)		163.55	132.30	163.55	132.30	153.90	121.50	140.50	110.95	133.15	105.00	149.20	117.50	137.40	106.90	140.50	110.95	96.00	75.70		
Birmingham, Ala. (via St. Louis)		149.60	128.15	149.60	128.15	153.90	121.50	140.50	110.95	133.15	105.00	149.20	117.50	137.40	106.90	140.50	110.95	96.00	75.70		
Birmingham, Ala. (via Kansas City)		149.60	128.15	149.60	128.15	153.90	121.50	140.50	110.95	133.15	105.00	149.20	117.50	137.40	106.90	140.50	110.95	96.00	75.70		
Boston, Mass. (via Albany)		272.79	191.83	272.79	191.83	260.14	176.43	240.34	165.93	237.04	158.38	251.44	169.68	232.19	154.53	240.34	165.93	205.29	133.33		
Buffalo, N. Y. (via NYC)		208.10	153.80	208.10	153.80	195.45	138.40	175.65	127.90	172.35	120.35	186.75	131.65	167.50	116.50	175.65	127.90	140.60	95.30		
Buffalo, N. Y. (via Nickel Plate)		198.75	150.05	198.75	150.05	186.10	134.65	166.30	124.15	163.00	111.60	177.40	127.90	158.15	112.75	166.30	124.15	131.25	91.55		
Canton, Ohio		188.80	144.55	188.80	144.55	176.15	129.15	156.35	118.65	153.05	116.10	167.45	122.40	148.20	107.25	156.35	118.65	121.30	86.05		
Charleston, W. Va.		196.00	146.70	196.00	146.70	184.35	129.15	156.35	118.65	153.05	116.10	167.45	122.40	148.20	107.25	156.35	118.65	121.30	86.05		
Charlotte, N. C. (via Chicago)		182.20	141.85	182.20	141.85	187.50	140.20	169.60	130.20	166.00	122.95	181.80	138.05	165.50	124.20	169.60	130.20	126.50	95.75		
Charlotte, N. C. (via St. Louis)		182.20	141.85	182.20	141.85	187.50	140.20	169.60	130.20	166.00	122.95	181.80	138.05	165.50	124.20	169.60	130.20	126.50	95.75		
Chattanooga, Tenn. (via Chicago)		163.55	132.30	163.55	132.30	158.10	122.30	144.60	111.70	136.10	105.05	155.35	120.15	140.50	106.30	144.60	111.70	101.55	77.90		
Chattanooga, Tenn. (via St. Louis)		156.05	131.40	156.05	131.40	158.10	122.30	144.60	111.70	136.10	105.05	155.35	120.15	140.50	106.30	144.60	111.70	101.55	77.90		
Chicago, Ill.		139.45	115.15	139.45	115.15	126.80	99.75	107.00	89.25	103.70	81.70	118.10	93.00	98.85	77.85	107.00	89.25	71.95	56.65		
Cincinnati, Ohio (via NYC or Penna)		178.40	137.55	178.40	137.55	166.75	122.90	147.10	112.30	143.80	105.65	158.20	117.65	138.95	102.50	147.10	112.30	110.20	78.55		
Cleveland, Ohio (via NYC)		185.35	142.95	185.35	142.95	172.70	127.55	152.90	115.05	149.60	109.50	164.00	120.80	144.75	105.65	152.90	117.05	117.85	84.45		
Cleveland, Ohio (via Nickel Plate)		178.85	140.15	178.85	140.15	166.20	124.75	146.40	114.25	143.10	106.70	157.50	118.00	138.25	102.85	146.40	114.25	111.35	81.65		
Columbus, Ohio (via Penna)		182.05	141.10	182.05	141.10	169.40	125.70	149.60	115.20	146.30	107.65	160.70	118.95	141.45	103.80	149.60	115.20	114.55	82.60		
Columbia, S. C. (via Chicago)		181.80	150.55	181.80	150.55	186.10	141.25	172.70	131.25	165.70	124.00	181.40	139.90	169.60	125.25	172.70	131.25	128.20	96.85		
Columbia, S. C. (via St. Louis)		181.80	150.55	181.80	150.55	186.10	141.25	172.70	131.25	165.70	124.00	181.40	139.90	169.60	125.25	172.70	131.25	128.20	96.85		
Dallas, Tex. (via Kansas City)		121.55	101.30	121.55	101.30	*126.80	*99.55	119.80	98.50	90.80	71.55	110.00	86.60	110.40	87.00	112.40	88.60	58.00	45.75		
Dallas, Tex. (via Denver)		101.95	87.80	116.95	96.55	*126.80	*99.55	119.80	98.50	90.80	71.55	104.30	86.60	110.40	87.00	112.40	88.60	58.00	45.75		
Davenport, Iowa		132.55	112.05	132.55	112.05	120.90	93.75	106.40	89.25	91.70	72.20	113.60	89.45	94.35	74.30	106.40	85.70	59.90	47.20		
Dayton, Ohio (via PennaRR)		175.90	137.85	175.90	137.85	163.25	122.45	143.45	111.95	140.15	104.40	154.55	115.70	135.30	100.55	143.45	111.95	108.40	79.35		
Decatur, Ill. (via Chicago)		139.45	115.15	139.45	115.15	126.80	99.75	107.00	89.25	107.00	89.25	126.85	96.25	107.60	81.10	107.00	89.25	83.75	65.95		
Decatur, Ill. (via St. Louis)		139.45	115.15	139.45	115.15	126.80	99.75	107.00	89.25	103.70	81.70	118.10	93.00	102.70	78.65	107.00	89.25	71.75	56.65		
Denver, Colo.		88.95	75.75	88.95	75.75	*97.05	*76.70	*97.05	*76.70	41.00	32.30	60.20	47.35	56.10	44.15	58.15	45.80		
Des Moines, Iowa		123.10	104.25	123.10	104.25	112.80	99.75	99.40	85.65	79.55	62.65	102.50	80.80	83.25	65.65	96.50	76.10	47.75	37.65		
Detroit, Mich. (via GT)		170.35	137.65	170.35	137.65	157.70	122.25	137.90	111.75	134.60	104.20	149.00	115.50	129.75	100.35	137.90	111.75	102.75	79.15		
Detroit, Mich. (via Wab.)		170.35	137.65	170.35	137.65	157.70	122.25	137.90	111.75	134.60	104.20	149.00	115.50	129.75	100.35	137.90	111.75	102.75	79.15		
Detroit, Mich. (via NYC)		178.25	139.05	178.25	139.05	165.60	123.65	145.80	113.15	142.50	105.60	156.90	116.90	137.65	101.75	145.80	113.15	110.75	80.55		
Erie, Pa. (via Nickel Plate)		189.05	145.40	189.05	145.40	176.40	130.00	156.60	119.50	153.30	111.95	167.70	123.25	148.45	108.10	156.60	119.50	121.55	86.90		
Erie, Pa. (via NYC)		197.40	148.70	197.40	148.70	184.75	130.30	164.95	122.80	161.65	115.25	176.05	126.55	158.80	111.40	164.95	122.80	129.90	90.20		
Evansville, Ind. (via Chicago)		163.55	132.30	163.55	132.30	150.90	116.90	131.10	106.40	127.80	94.65	142.20	110.15	122.95	95.00	131.10	106.40	96.00	73.80		
Evansville, Ind. (via St. Louis)		145.30	119.05	145.30	119.05	133.65	104.40	120.15	93.80	111.65	87.15	130.90	102.25	116.05	88.40	120.15	89.75	77.05	60.00		
Flint, Mich.		169.00	136.90	169.00	136.90	156.35	121.50	136.55	111.00	133.25	103.45	147.65	114.75	128.40	99.60	136.55	111.00	101.50	78.40		
Fort Wayne, Ind. (via Nickel Plate)		167.57	127.03	167.57	127.03	144.92	111.63	125.12	101.13	121.82	93.58	136.22	110.88	116.97	89.73	125.12	101.13	90.07	66.53		
Fort Wayne, Ind. (via PennaRR)		159.75	128.07	159.75	128.07	147.10	112.67	127.30	102.17	124.00	94.62	138.40	105.92	119.15	90.77	127.30	102.17	92.25	69.57		
Grand Rapids, Mich.		161.53	129.57	161.53	129.57	148.88	114.17	129.08	103.67	125.78	96.12	140.18	107.42	120.93	92.27	129.08	103.67	92.97	65.14		
Greensboro, N. C.		189.45	155.55	189.45	155.55	193.20	143.20	173.85	133.20	170.25	125.95	187.45	141.05	169.75	127.20	173.85	133.20	133.65	98.75		
Harrisburg, Pa.		232.00	166.85	232.00	166.85	219.35	151.45	195.55	140.95	196.25	133.40	210.65	144.70	191.45	129.55	195.55	140.95	164.50	108.35		
Hartford, Conn.		259.33	183.19	259.33	183.19	246.68	167.79	226.88	157.29	223.58	149.74	237.98	161.04	218.73	145.89	226.88	157.29	181.83	124.69		
Houston, Tex. (via Kansas City)		121.55	101.30	121.55	101.30	132.65	104.30	132.65	104.30	108.10	85.20	121.55	100.30	127.75	100.65	129.75	101.70	75.35	59.40		
Houston, Tex. (via Denver)		113.45	94.60	116.95	96.55	132.65	104.30	132.65	104.30	108.10	85.20	121.55	96.95	127.75	100.65	129.75	101.70	75.35	59.40		
Indianapolis, Ind. (via NYC or PennaRR)		164.83	130.90	164.83	130.90	152.18	115.65	132.38	105.15	129.08	97.60	143.88	108.40	124.23	93.75	132.38	105.15	97.33	71.90		
Jackson, Miss. (via Chicago)		159.40	135.80																		

FROM	TO	Los Angeles, San Diego, Calif.		San Francisco, Calif.		Portland, Ore.; Tacoma, Seattle, Wash.		Spokane, Walla Walla, Wn.; Lewiston, Ida.		Salt Lake City, Utah		Cedar City, Utah		Yellowstone Park, Ashton-Victor, Idaho		Sun Valley, Ida. Ketchum, Ida.		Denver, Colo.	
		CLASS	FIRST	COACH	FIRST	COACH	FIRST	COACH	FIRST	COACH	FIRST	COACH	FIRST	COACH	FIRST	COACH	FIRST	COACH	FIRST
Madison, Wisc. (via Chicago)		\$139.45	\$115.15	\$139.45	\$115.15	\$126.80	\$ 99.75	\$107.00	\$ 89.25	\$107.00	\$ 84.40	\$118.10	\$ 93.00	\$ 98.85	\$ 77.85	\$107.00	\$ 89.25	\$ 72.75	\$ 57.35
Marion, Iowa (via Omaha)		131.80	111.30	131.80	111.30	118.50	99.75	105.05	89.25	90.10	71.00	111.25	87.65	92.00	72.50	104.60	82.40	65.75	43.95
Memphis, Tenn. (via Chicago)		155.50	128.60	155.50	128.60	138.65	107.55	123.15	97.00	123.15	97.00	145.50	111.15	119.75	94.45	123.15	97.00	92.05	72.10
Memphis, Tenn. (via St. Louis)		142.75	118.05	142.75	118.05	136.65	107.55	123.15	97.00	115.85	81.05	131.55	103.55	119.75	94.45	123.15	97.00	78.40	61.75
Memphis, Tenn. (via Kansas City)		131.95	114.20	131.95	114.20	136.65	107.55	123.15	97.00	115.85	91.05	130.20	93.00	119.75	94.45	123.15	97.00	78.40	61.75
Miami, Fla.		205.70	167.00	205.70	167.00	215.55	165.55	202.15	155.00	194.80	149.05	205.30	159.10	199.00	150.90	202.15	155.00	157.60	119.70
Milwaukee, Wisc.		139.45	115.15	139.45	115.15	126.80	99.75	107.00	89.25	107.00	84.85	118.10	93.00	98.85	77.85	107.00	89.25	73.30	57.75
Minneapolis, Minn.		136.05	115.15	136.05	115.15	109.58	91.71	99.40	89.25	99.40	79.00	121.35	95.60	86.33	68.01	99.40	89.25	65.90	51.90
Montgomery, Ala. (via Chicago)		163.55	135.80	163.55	135.80	161.45	126.90	148.05	116.35	140.75	110.40	149.20	117.50	144.90	112.25	148.05	116.35	103.40	81.05
Montgomery, Ala. (via St. Louis)		149.60	128.15	149.60	128.15	161.45	126.90	148.05	115.35	140.75	110.40	149.20	117.50	144.90	112.25	148.05	115.35	103.40	81.05
Montreal, Quebec		217.25	178.30	217.25	178.30	204.60	162.90	184.80	152.40	181.50	144.85	195.90	156.15	176.65	141.00	184.80	152.40	149.75	119.80
Nashville, Tenn. (via Chicago)		163.55	132.30	163.55	132.30	150.90	116.90	132.85	103.35	127.80	96.70	143.60	111.80	128.75	97.95	132.85	103.35	96.00	73.80
Nashville, Tenn. (via St. Louis)		149.60	128.15	149.60	128.15	146.35	113.95	132.85	103.35	124.35	96.70	143.60	111.80	128.75	97.95	132.85	103.35	89.80	69.55
New Haven, Conn.		259.33	183.19	259.33	183.19	246.68	167.79	226.88	157.29	223.58	149.74	237.98	161.04	218.73	145.89	226.88	157.29	191.83	124.69
New Orleans, La. (via Chicago)		163.55	135.80	163.55	135.80	154.00	121.05	140.55	110.50	140.55	110.50	159.00	125.15	140.55	110.50	140.55	110.50	118.85	91.35
New Orleans, La. (via St. Louis)		159.40	135.80	159.40	135.80	154.00	121.05	140.55	110.50	128.30	101.65	159.00	125.15	140.55	110.50	140.55	110.50	93.95	74.70
New York, N. Y. (via NYC or PennaRR)		255.90	180.40	255.90	180.40	243.25	165.00	223.45	154.50	220.15	146.95	234.55	158.25	215.30	143.10	223.45	165.00	188.40	121.90
New York, N. Y. (via E-LRR)		236.45	170.70	236.45	170.70	223.85	155.30	204.05	144.80	200.75	137.25	215.15	148.55	149.90	133.40	204.05	144.80	169.00	112.15
Newark, N. J.		254.80	179.65	254.80	179.65	242.15	164.25	222.35	153.75	219.05	146.20	233.45	157.50	214.20	142.35	222.35	153.75	187.30	121.20
Norfolk, Va.		208.05	169.60	208.05	169.60	211.60	157.20	193.45	147.25	193.45	140.05	210.40	151.35	193.45	136.20	193.45	147.25	153.55	107.20
Oklahoma City, Okla. (via Kansas City)		121.55	101.40	121.55	101.40	118.90	103.40	105.40	91.10	90.80	71.55	110.00	86.60	103.55	81.75	105.40	88.60	58.00	45.75
Oklahoma City, Okla. (via Denver)		103.80	89.50	113.95	95.00	118.90	94.75	105.40	87.45	83.25	65.55	97.40	76.65	99.55	78.60	104.85	82.65	67.35	29.45
Omaha, Neb.		113.95	97.25	113.95	97.25	112.80	98.80	99.40	85.65	71.70	56.50	90.90	71.55	74.15	58.45	86.15	67.90	53.35	29.45
Oshkosh, Wisc. (via Chicago)		139.45	115.15	139.45	115.15	126.80	99.75	107.00	89.25	107.00	89.00	121.75	95.95	102.50	80.80	107.00	89.25	78.60	61.95
Peoria, Ill.		136.65	113.95	136.65	113.95	124.40	99.75	107.00	89.25	96.35	75.90	118.10	93.00	98.85	77.85	107.00	89.25	64.55	50.85
Perry, Iowa (via Omaha)		122.45	104.00	122.45	104.00	112.80	99.75	99.40	85.65	80.75	63.70	101.90	80.35	82.65	65.20	95.25	75.10	46.40	36.60
Philadelphia, Pa. (via PennaRR)		144.70	114.15	144.70	114.15	232.05	159.75	212.25	148.25	208.95	140.70	223.35	152.00	204.10	136.85	212.25	148.25	177.20	115.65
Pittsburgh, Pa. (via B & O)		192.65	147.05	192.65	147.05	180.00	131.65	160.20	121.15	158.90	113.80	171.30	124.90	152.05	109.75	160.20	121.15	125.15	88.55
Pittsburgh, Pa. (via PennaRR)		201.15	150.35	201.15	150.35	188.50	134.95	168.70	124.45	165.40	116.90	179.80	124.90	160.55	113.05	168.70	124.45	133.65	91.85
Richmond, Va.		205.00	167.45	205.00	167.45	209.35	155.05	190.40	145.10	190.40	138.06	207.35	149.36	190.40	134.21	190.40	145.10	150.50	103.65
Rochester, N. Y.		216.70	158.40	216.70	158.40	204.05	143.00	184.25	132.50	180.95	124.95	195.35	136.25	176.10	121.10	184.25	132.50	149.20	99.90
Rockford, Ill. (via Chicago)		139.45	115.15	139.45	115.15	126.80	99.75	107.00	89.25	107.00	88.50	113.60	88.50	98.45	84.35	106.40	88.50	60.00	47.25
Rock Island, Ill. (via Omaha)		132.55	112.05	132.55	112.05	121.05	99.75	106.40	89.25	91.80	72.30	113.60	89.45	94.35	74.30	106.40	88.50	75.40	55.00
St. Joseph, Mo. (via Omaha)		113.95	97.25	113.95	97.25	112.80	99.75	99.40	87.45	78.65	62.00	97.85	77.10	81.20	64.05	95.65	75.40	44.40	35.00
St. Joseph, Mo. (via Kansas City)		113.95	97.25	113.95	97.25	112.80	99.75	99.40	87.45	78.65	62.00	97.85	77.10	81.20	64.05	95.65	75.40	44.40	35.00
St. Louis, Mo.		131.95	109.30	131.95	109.30	120.30	99.75	106.80	89.25	98.30	77.40	117.55	92.50	102.70	78.65	106.80	89.25	63.75	50.30
St. Paul, Minn.		136.05	115.15	136.05	115.15	109.58	91.71	99.40	89.25	99.50	78.40	120.60	95.05	86.33	68.03	99.40	89.25	65.15	51.35
Salt Lake City, Utah		54.15	42.70	59.55	46.95	62.25	49.05	62.70	49.40	62.70	49.40	108.00	19.25	15.15	22.15	17.50	24.20	19.05	41.00
San Antonio, Tex. (via Kansas City)		121.55	101.30	121.55	101.30	132.65	104.30	132.65	104.30	108.00	85.05	124.35	100.10	127.60	100.60	129.60	102.10	75.20	59.25
San Antonio, Tex. (via Denver)		103.90	87.80	116.95	96.55	132.65	104.30	132.65	104.30	103.00	85.05	106.25	90.15	127.60	100.60	129.60	102.10	75.20	59.25
Savanna, Ill. (via Omaha)		138.35	115.15	138.35	115.15	125.10	99.75	107.00	89.25	96.70	76.20	111.60	87.90	92.35	72.75	107.00	87.60	62.35	49.10
Savannah, Ga. (via Chicago)		180.65	151.10	180.65	151.10	188.05	145.05	174.65	134.45	167.35	127.80	180.25	139.85	171.50	129.05	174.65	134.45	130.15	100.05
Savannah, Ga. (via St. Louis)		180.65	151.10	180.65	151.10	188.05	145.05	174.65	134.45	167.35	127.80	180.25	139.85	171.50	129.05	174.65	134.45	130.15	100.05
Scranton, Pa. (via E-LRR)		238.15	171.30	238.15	171.30	225.45	155.90	205.70	145.40	202.40	137.85	203.75	142.10	184.50	126.95	205.70	145.40	157.60	105.75
Sioux City, Iowa		120.70	102.60	120.70	102.60	118.10	99.75	105.70	89.25	79.05	62.30	98.25	77.40	80.90	63.80	93.50	73.70	44.70	35.25
South Bend, Ind. (via Chicago)		149.25	122.01	149.25	122.01	136.60	106.61	116.80	96.11	113.50	88.56	129.96	100.56	110.71	85.41	116.80	96.11	81.75	63.51
Springfield, Ill. (via Chicago)		139.45	115.15	139.45	115.15	126.80	99.75	107.00	89.25	107.00	89.25	126.85	96.25	107.60	81.10	107.00	89.25	82.60	65.00
Springfield, Ill. (via St. Louis)		138.85	115.15	138.85	115.15	125.10	98.70	107.00	88.05	103.70	81.70	118.10	93.00	102.70	78.65	107.00	88.05	70.70	56.00
Springfield, Mass. (via Albany)		259.33	183.19	259.33	183.19	246.68	167.79	226.88	157.29	223.58	149.74	237.98	161.04	218.73	145.89	226.88	157.29	191.83	124.69
Springfield, Mo. (via Kansas City)		116.50	101.40	121.55	101.40	119.05	103.40	105.60	91.10	94.20	74.25	113.45	88.60	99.70	78.65	105.60	87.70	57.90	45.65
Syracuse, N. Y.		227.00	164.00	227.00	164.00	214.35	148.60	194.55	138.10	191.25	130.55	205.65	141.85	186.40	128.70	194.55	138.10		

PULLMAN SLEEPING CAR RATES

These fares compiled from current Tariffs as of November 1, 1962 for information only. Not to be used for selling purposes. Subject to change without notice. See Page 41 for Rates for Upper Berths, Drawing Rooms, Compartments, Bedrooms, Roomettes, etc. Based on Applicable Lower Berth.

Salt Lake City	Denver	St. Louis	Kansas City	Co. Bluffs Omaha	Chicago	BETWEEN		Los Angeles	San Francisco	Las Vegas	Portland	Seattle Tacoma	Butte
						AND							
Lower Standard Berth	Lower Standard Berth	Lower Standard Berth	Lower Standard Berth	Lower Standard Berth	Lower Standard Berth			Lower Standard Berth	Lower Standard Berth	Lower Standard Berth	Lower Standard Berth	Lower Standard Berth	Lower Standard Berth
\$ 5.80	\$11.45	\$16.70	\$14.05	\$13.25	\$16.70	Ashton	Ida.	\$ 13.75	\$ 13.75	\$*12.10	\$ 11.00	\$ 11.75	\$ 5.80
5.80	12.25	20.15	16.70	15.90	20.15	Boise	Ida.	A14.50	A*18.45	A10.70	7.05	Q9.20	7.05
26.30	21.90	15.90	15.90	15.90	17.00	Boston	Mass.	34.05	34.05	34.05	33.20	33.20	25.25
6.30	11.75	18.70	14.05	13.25	12.25	Butte	Mont.	14.70	A14.70	A*12.60	9.95	P9.95	9.95
7.55	12.25	9.50	9.50	7.55	12.25	Cheyenne	Wyo.	16.70	16.70	12.55	16.70	16.70	9.95
16.70	12.25	11.45	6.30	6.70	12.25	Chicago	Ill.	24.20	24.20	21.25	24.20	24.20	17.00
8.70	11.45	16.70	7.55	7.55	12.25	Denver	Colo.	17.70	17.70	13.75	17.00	17.00	11.75
5.80	11.45	16.70	14.05	13.25	16.70	Idaho Falls	Ida.	A13.75	A13.75	A*12.10	11.75	11.75	5.80
14.05	7.55	19.10	15.50	5.80	19.10	Kansas City	Mo.	20.80	20.80	18.85	20.80	20.80	14.05
5.80	11.00	19.10	15.50	14.70	19.10	Ketchum (Sun Valley)	Ida.	A14.05	A14.05	A10.20	8.70	M11.00	5.80
6.30	13.75	21.25	18.85	17.70	21.25	Las Vegas	Nev.	5.80	G*11.90		A15.90	A*19.55	A11.45
10.20	17.70	23.15	20.80	20.80	20.15	Los Angeles	Cal.	7.55	G*13.65	5.80	A18.10	30.50	A14.70
5.80	11.75	20.15	17.00	16.20	5.80	Lund	Utah	22.50	22.50	19.85	A13.75	A*19.05	A9.95
14.70	10.20	19.10	15.50	5.80	19.10	Marion	Iowa	22.50	22.50	19.85	22.50	22.50	17.00
25.00	20.80	16.70	14.70	14.70	16.70	New York	N. Y.	33.20	33.20	33.20	33.20	33.20	25.25
8.70	7.55	16.70	14.05	13.25	16.70	Ogden	Utah	10.20	11.75	6.70	11.00	A K13.25	A5.80
13.25	7.55	16.70	14.05	13.25	16.70	Omaha-Council Bluffs	Nebr.	20.80	20.80	17.70	20.80	20.80	13.25
8.70	14.05	20.15	18.45	17.70	20.80	Pendleton	Ore.	A17.35	H*16.80	A 13.75	5.80	N6.30	7.90
13.75	8.70	20.15	18.45	5.80	20.80	Perry	Iowa	21.90	21.90	18.45	21.90	21.90	16.20
24.20	20.15	16.70	14.05	14.05	16.70	Philadelphia	Pa.	32.15	32.15	*31.25	32.15	32.15	24.50
5.80	9.20	16.70	14.05	13.25	16.70	Pocatello	Ida.	A13.25	A13.75	A9.20	9.50	11.45	5.80
11.45	17.00	23.15	20.80	20.80	24.20	Portland	Ore.	A18.10	L*11.00	A15.90		5.80	9.95
48.75	14.70	22.20	19.85	18.45	22.20	Reno	Nev.						A12.25
11.00	16.70	23.15	20.80	20.80	24.20	Sacramento	Cal.				F11.00		A14.05
11.75	8.70	16.70	14.05	13.25	16.70	Salt Lake City	Utah	10.20	11.75	6.30	11.45	A13.25	A6.30
15.90	11.45	23.15	20.80	20.80	24.20	San Francisco	Cal.		G*11.90	L*11.00	C11.45	A14.70	A17.00
13.25	17.00	23.15	20.80	5.80	24.20	Savanna	Ill.	23.15	23.15	20.55	23.15	23.15	17.00
5.80	10.20	18.45	14.70	14.05	18.45	Seattle	Wash.	H11.45	H11.45	A*19.55	5.80		P9.95
16.70	11.45	19.10	15.50	14.70	19.10	Shoshone	Ida.	A13.25	A14.05	A9.50	8.70	B10.20	5.80
5.80	11.00	19.10	15.50	14.70	19.10	St. Louis	Mo.	*23.15	*23.15	*21.25	*23.15	*23.15	*16.70
13.25	17.00	23.15	20.80	20.80	24.20	Sun Valley (Ketchum)	Ida.	A14.05	A14.05	A10.20	8.70	M11.00	5.90
5.80	11.45	16.70	14.05	13.25	16.70	Tacoma	Wash.	A13.75	A13.75	A*19.55	5.80		P9.95
24.20	19.10	13.25	14.05	14.05	19.10	Victor	Ida.	A13.75	A13.75	A*12.10	11.75	11.75	5.80
						Washington	D. C.	31.40	31.40	*31.25	32.15	32.15	24.50

Lower Standard Pullman Berth Rate between Pocatello, Idaho and Ashton, Idaho, \$5.80.

Bedroom Rates: Bedrooms are available on most Union Pacific trains. See equipment pages 6 to 15 inclusive. A Double bedroom contains one lower and one upper berth.

EXCLUSIVE SPACE OCCUPANCY BY ONE PERSON: One and one-fourth rail tickets required for exclusive use of drawing-room; two adult rail tickets required for two bedrooms en suite or one bedroom and one compartment en suite. Pullman space charges additional.

HOLDERS OF FAMILY PLAN TICKETS: From June 1 to September 15, each year, Family Plan tickets used in Two Bedrooms En Suite; Two Bedrooms not En Suite; Two Compartments; or Bedroom and Compartment Combination between points on Union Pacific Railroad; also on through trains operated jointly with the CMStP&P or Wabash Railroads, will be counted as follows in meeting these minimum ticket requirements: Head of Family will be counted as One Adult Ticket; Additional passengers 12 years and older will be counted as One-Half (1/2) Adult Ticket Each; Additional passengers 5 and under 12 years will be counted as One-Fourth (1/4) Adult Ticket Each.

♦ These fares not to be applied to table on page 41, See table below.

* Made combination of fares.

(A) Via Salt Lake City, Green River or Brigham City and Pocatello.

(B) From Tacoma, lower standard berth, \$9.95.

(C) Via Southern Pacific Company and Portland. From Tacoma lower standard berth, \$11.00.

(F) Via Southern Pacific Company and Portland. From Tacoma, lower standard berth, \$10.60.

(G) Via Los Angeles. (H) Via Southern Pacific Company and Portland.

(K) From Tacoma, lower standard berth, \$12.55.

(L) Via Southern Pacific Company.

(M) From Tacoma, lower standard berth, \$10.20.

(N) From Tacoma, lower standard berth, \$5.80.

(P) Via Direct Lines. (Q) From Tacoma, lower standard berth \$8.70.

• Berth rates to and from Cheyenne, Denver and west apply via Omaha or via Kansas City.

⊗ Rates effective and service available during Parks Summer Season ONLY

♦ Table of rates for various accommodations in Standard Pullman Sleeping Cars—Where Table on Page 41 not applicable.

Where Lower Berth Rate is	Upper Berth Rate is	Roomette for one Person is	Duplex Single Room for one Person is	Bedroom for one Person is	Bedroom for two or more Persons is	Bedroom Suite for two or more Persons is	Compartment for one Person is	Compartment for two or more Persons is	Drawing Room for one Person is	Drawing Room for two or more Persons is
\$8.75	\$6.55	\$13.70	\$16.80	\$19.80	\$23.85	\$39.60	\$20.75	\$25.70	\$28.05	\$35.00
10.60	8.05	14.80	17.95	21.35	25.50	42.65	22.35	27.70	30.30	37.80
11.00	8.40	15.50	18.70	22.05	26.40	44.05	23.10	28.60	31.35	39.05
11.75	9.00	16.60	20.00	23.55	28.20	47.20	24.70	30.55	33.55	41.75

Table of Rates for Various Accommodations in Standard Pullman Sleeping Cars Effective November 1, 1962

Where Lower Berth Rate is	Upper Berth Rate is	Roomette for one Person is	Rmte. Suite for two or more persons is	Bed Room for one Person is	Bed Room for two or more Persons is	Bed R'm Suite for two or more Persons is	Com-partm't for one Person is	Com-partm't for two or more Persons is	Drawing Room for one Person is	Drawing Room for two or more Persons is
\$5.80	\$4.40	\$8.10	\$14.75	\$11.90	\$14.75	\$23.85	\$12.55	\$15.85	\$16.90	\$21.35
5.90	4.50	8.25	14.95	12.20	14.95	24.35	12.75	16.10	17.20	21.75
6.30	4.75	8.75	15.95	13.05	15.95	26.10	13.65	17.15	18.40	23.15
6.70	5.15	9.40	16.65	13.75	16.65	27.45	14.40	18.05	19.40	24.40
7.05	5.40	9.95	17.50	14.40	17.50	28.75	15.10	18.95	20.40	25.65
7.55	5.65	10.55	18.65	15.40	18.65	30.80	16.10	20.10	21.75	27.25
7.90	6.10	11.05	19.50	16.10	19.50	32.15	16.85	21.00	22.75	28.55
8.30	6.30	11.60	20.20	16.80	20.20	33.55	17.60	21.90	23.80	29.75
8.70	6.65	12.20	21.20	17.65	21.20	35.30	18.45	22.90	24.95	31.20
9.20	6.95	12.80	22.20	18.50	22.20	37.00	19.40	24.10	26.30	32.80
9.50	7.15	13.25	22.95	19.15	22.95	38.25	20.05	24.85	27.20	33.90
9.95	7.55	13.80	23.90	19.90	23.90	39.75	20.90	25.85	28.40	35.35
10.20	7.80	14.40	24.50	20.45	24.50	40.95	21.45	26.50	29.10	36.25
10.70	8.10	14.85	25.55	21.40	25.55	42.75	22.40	27.70	30.45	37.85
11.00	8.40	15.50	26.30	21.95	26.30	43.95	23.05	28.45	31.35	38.90
11.45	8.65	16.00	27.20	22.70	27.20	45.45	23.90	29.50	32.50	40.35
11.75	9.00	16.60	27.95	23.35	27.95	46.75	24.55	30.25	33.35	41.45
12.25	9.25	17.10	28.90	24.25	28.90	48.55	25.50	31.45	34.70	43.05
12.55	9.50	17.65	29.65	24.85	29.65	49.70	26.15	32.15	35.55	44.10
12.95	9.85	18.15	30.50	25.60	30.50	51.20	26.90	33.10	36.65	45.40
13.25	10.10	18.65	31.20	26.25	31.20	52.50	27.55	33.85	37.50	46.45
13.75	10.50	19.20	32.35	27.10	32.35	54.20	28.50	35.00	38.80	48.05
14.05	10.70	19.70	33.00	27.80	33.00	55.60	29.15	35.75	39.70	49.15
14.50	10.95	20.20	33.90	28.50	33.90	57.00	30.00	36.80	40.85	50.65
14.70	11.35	20.70	34.45	29.10	34.45	58.20	30.45	37.30	41.45	51.25
15.25	11.50	21.25	35.50	29.95	35.50	59.90	31.50	38.60	42.95	53.10
15.50	11.80	21.70	36.25	30.60	36.25	61.15	32.05	39.25	43.70	54.00
15.90	12.10	22.20	36.95	31.10	36.95	62.25	32.80	40.15	44.70	55.25
16.20	12.35	22.70	37.70	31.80	37.70	63.65	33.40	40.90	45.55	56.30
16.70	12.70	23.25	38.65	32.65	38.65	65.35	34.40	42.05	46.90	57.90
17.00	12.90	23.75	39.40	33.25	39.40	66.50	35.05	42.80	47.80	59.00
17.35	13.20	24.30	40.10	33.95	40.10	67.90	35.65	43.60	48.65	60.05
17.70	13.55	24.75	41.05	34.65	41.05	69.30	36.40	44.50	49.70	61.35
18.10	13.70	25.25	41.75	35.35	41.75	70.70	37.15	45.40	50.75	62.55
18.45	14.00	25.85	42.60	36.10	42.60	72.20	37.90	46.30	51.75	63.85
18.85	14.30	26.25	43.35	36.75	43.35	73.50	38.65	47.20	52.80	65.10
19.10	14.55	26.80	44.05							

UNION PACIFIC RAILROAD

PASSENGER and FREIGHT SERVICE OFFICES

Traveler? Shipper? Our sales representatives, listed below, will gladly assist you. Service is our most important Product!

ABERDEEN, WASH.—3 U. P. Station, K and River Sts.—*Phone LEnnox 2-6995*
ARMOND C. TAYLOR..... General Traffic Agent

ALHAMBRA, CALIF.—City Tkt. Office, 51 S. Garfield Ave.—*Phone A Tantic 18763*
H. L. CAMPBELL..... (or *Phone Cumber 3-8824*)..... Ticket Agent

ATLANTA 3, GA.—705 Fulton Nat'l Bank Bldg., 55 Marietta St., N. W.—
JOHN D. GLOVER..... (*Phone Jackson 4-6261*)..... General Traffic Agent
J. R. TURNER..... (Tampa)..... Traffic Agent

BEND, ORE.—1054 Bond St.—*Phone Evergreen 2-1901*
C. W. REXROAD..... General Traffic Agent

BEVERLY HILLS, CALIF.—251 No. Beverly Drive—*Phone CRestview 1-7167*
HAROLD FRIEDMAN..... (or *Phone Bradshaw 2-1633*)..... Traffic Agent
W. T. WORTHINGTON..... City Ticket Agent

BIRMINGHAM 3, ALA.—701 Brown-Marx Building—*Phone ALpine 1-7163*
SAMUEL H. HENRY..... General Traffic Agent

BOISE, IDAHO—City Ticket Office, Idaho Bldg., 212 No. 8th St.—*Phone 343-6465*
A. H. GENGE..... Traffic Manager
D. F. ALVORD..... General Traffic Agent
W. J. HYNES..... Special Representative
C. S. SHARP..... City Passenger and Ticket Agent

BOSTON 8, MASS.—208 Old South Bldg., 294 Washington St.—
C. A. MORRIS..... (*Phone Hubbard 2-6380*)..... General Traffic Agent

BREMERTON, WASH.—Consolidated Ticket Office, 228 First St.—*Phone ESsex 5-1401*
A. G. READ..... Ticket Agent

BUTTE, MONT.—609 Metals Bank Bldg., 8 West Park Street—*Phone 792-2359*
EVAN H. LYMAN..... General Traffic Agent

CALGARY, ALTA.—Room 717 Lancaster Bldg., 2nd St. & 8th Ave. West
A. MCKERRON..... (*Phone 262-3926*)..... General Traffic Agent

CEDAR CITY, UTAH—Union Pacific Station..... *Phone JUniper 6-8211*
F. R. GAINES..... Agent

CHEYENNE, WYO.—Union Pacific Pas. Station, 121 West 15th St. *Phone 634-4421*
C. E. ASTLER..... Special Representative
F. H. GILROY..... General Traffic Agent
W. A. BROWN..... City Passenger and Ticket Agent

CHICAGO 3, ILL.—11 South LaSalle Street at Madison—
H. C. YERGER..... Traffic Manager
W. V. LAYMAN..... (*Phone Randolph 6-0141*)..... Assistant Traffic Manager
H. G. GRAUPNER..... General Freight Agent
E. L. ERICKSON..... General Traffic Agent
J. R. HENDERSON..... Foreign Freight Traffic Manager

CHICAGO 3, ILL.—City Ticket Office, One So. LaSalle St.—(*Phone RAndolph 6-0141*)
For Passenger Information Call RAndolph 6-0141
For Passenger Reservation, Call 732-1520

A. J. WHITE..... General Passenger Agent
J. W. WILLARD..... City Ticket Agent
MISS MARION A. MCKINNEY..... Women's Travel Department

CHICAGO 6, ILL.—Room 366, Union Station—*Phone RAndolph 6-0141*
W. J. FORAL..... Manager, Department of Tours

CINCINNATI 2, OHIO—303 Dixie Term. Bldg., 4th & Walnut Sts.—*Phone MAtin 1-0144*
E. W. MAU..... General Traffic Agent
W. T. NIELSEN..... (Columbus)..... Traffic Agent
O. H. TEDRICK..... (Louisville)..... Traffic Agent

CLEVELAND 13, OHIO—1407 Terminal Tower, 50 Public Square—
D. P. DRISCOLL..... (*Phone MAtin 1-3070*)..... General Traffic Agent
G. W. NESTER..... (Buffalo)..... Traffic Agent
R. J. GOURLEY..... (Cincinnati)..... Traffic Agent

DALLAS 1, TEXAS—2108 Mercantile Bank Bldg.—*Phone RIcestrde 1-5915*
M. A. ARNOLD..... General Traffic Agent
ERNICE STOVALL, JR...... (Houston)..... Traffic Agent

DENVER 2, COLO.—City Ticket Office, 535 17th Street—*Phone KEystone 4-4141*
Wm. JAMES..... Traffic Manager
W. H. WHALEN..... General Freight and Passenger Agent
E. R. A. SIEMERS..... General Traffic Agent
L. C. CLEAVENGER..... City Ticket Agent
J. F. LEMMEL..... Depot Passenger Agent
For Passenger Information or Reservation, Call TAbor 6-3211

DES MOINES 9, IOWA—407 Equitable Bldg., 6th & Locust Sts.—
W. W. MCKEE..... (*Phone CHerry 3-0583*)..... General Traffic Agent

DETROIT 26, MICH.—612 Book Bldg., 1249 Washington Blvd.—
J. M. ADAMS..... Traffic Manager
F. O. KANSORKA..... (*Woodward 1-7794*)..... General Traffic Agent
R. L. CLARK..... District Traffic Agent
J. K. SHERIDAN..... District Traffic Agent
G. A. NESTOR..... (Grand Rapids)..... Traffic Agent
A. J. BRAMAN..... (Lansing)..... Traffic Agent
H. E. JOHNSON..... (Toledo)..... Traffic Agent

EAST LOS ANGELES, CALIF.—5454 Ferguson Drive—*Phone RAYmond 3-5821*
J. J. WALKER..... Ticket Agent

EUGENE, ORE.—Suite 21, Cascade Bldg., 163 East 12th Avenue
J. E. ATHERTON..... (*Phone DIamond 6-3461*)..... General Traffic Agent

FRESNO 1, CALIF.—207 Rowell Bldg., Tulare St. & Van Ness Ave.—
H. G. PELLETIER..... (*Phone AMherst 4-6671*)..... General Traffic Agent
W. E. MCTIGHE..... (Bakersfield)..... Traffic Agent

GERING, NEBR.—Union Pacific Station—*Phone 436-2415*
F. M. PURNELL..... General Traffic Agent

GLENDALE 3, CALIF.—City Ticket Office, 406 North Brand Boulevard—
E. ARNOLD SMITH..... General Traffic Agent
(Phone CITrus 1-5174 or CHapman 5-1370)
W. P. HISERODT..... City Ticket Agent

HOLLYWOOD 28, CALIF.—City Ticket Office, 6702 Hollywood Blvd.—
W. F. BROWN..... (*Phone Hollywood 4-0221*)..... General Traffic Agent
J. A. JANSEN..... City Ticket Agent

HUNTINGTON PARK, CALIF.—City Ticket Office, 7002 Pacific Blvd.—
M. F. LOUPE..... (*Phone LUdow 8-9881*)..... Traffic Agent

KANSAS CITY 6, MO.—200 Waldheim Bldg., 6 East Eleventh St.—*Phone M AYfair 1-3030*
S. REINHARDT..... Traffic Manager
R. C. DARGY..... General Freight and Passenger Agent
 City Ticket Office—2 East Eleventh Street—*Phone M AYfair 1-3030*
HARRY M. BACK..... General Traffic Agent
C. T. COOPER..... City Ticket Agent
B. E. MEAD..... (Hays)..... Traffic Agent
D. V. MARTIN..... (Manhattan)..... Traffic Agent
R. JOHANSEN..... Depot Passenger Agent
 Kansas City, Kans., Union City Ticket Office, Town House Hotel, 7th & State Sts.
A. B. NOWELL..... (*Phone ATwater 1-1650*)..... City Ticket Agent

LAS VEGAS, NEV.—Union Pacific Station—*Phone DUDley 4-9000*
W. R. NEUSTROM..... General Traffic Agent
L. M. LAYNE..... District Traffic Agent
P. D. BOTSFOED..... Ticket Agent

LEWISTON, IDAHO—Room 7, Union Depot—*Phone SH 5-4121*
J. L. REEVES..... General Traffic Agent

LINCOLN 8, NEBR.—City Ticket Office, 224 So. 13th St.—*Phone HEMlock 2-6517*
J. A. CUNNINGHAM..... General Traffic Agent

LONG BEACH 2, CALIF.—City Ticket Office, 221 Long Beach Blvd—
R. W. CONNELL..... (*Phone HEMlock 7-2931*)..... General Traffic Agent
W. A. MANZ..... City Ticket Agent

LONGVIEW, WASH.—Ticket Office, 1453 Broadway *Phone H AMilton 3-9210*
B. H. PAST..... Ticket Agent

LOS ANGELES 14, CALIF.—Union Pacific Bldg., 422 W. 6th Street—
J. W. PADDEN..... Traffic Manager
F. L. MORGAN..... (*MAdison 7-9211*)..... Assistant Traffic Manager
J. D. MALFEY..... General Freight Agent
H. J. BURING..... General Freight Agent
N. E. LUTHI..... General Passenger Agent
C. F. HALLSMAN..... Assistant General Passenger Agent
G. M. ROLAND..... District Baggage Agent
 City Ticket Office—Union Pacific Bldg., 434 W. 6th Street—*Phone MAdison 7-9211*
R. MAONEY..... City Ticket Agent
 Union Pacific Building—608 So. Olive Street—*Phone MAdison 7-9211*
H. H. LUND..... General Agent, Passenger Department
610 So. Olive Street—Phone MAdison 7-9211
R. H. DELACY..... General Agent, Freight Department
For Passenger Information or Reservation, Call MAdison 9-1381.

Union Passenger Station—
E. D. CHAMBERLAIN..... (*Phone MAdison 9-1381*)..... Depot Ticket Agent
K. R. MECK..... (*Phone MAdison 7-9211*)..... Depot Passenger Agent
T. J. GILGOLLY..... (*Phone MAdison 7-9211*)..... Depot Passenger Agent

MEDFORD, ORE.—1307 West Main St. *Phone 773-5388*
L. J. ZIESMER..... General Traffic Agent

MEMPHIS 3, TENN.—1137 Sterick Bldg., 8 No. Third St.—*Phone J ACKson 5-3419*
G. E. ROTHROCK..... General Traffic Agent
D. J. NELSON..... (No. Little Rock, Ark.)..... Traffic Agent

MILWAUKEE 3, WIS.—902 Majestic Bldg., 231 W. Wisconsin Ave.—
J. G. DUGGAN..... (*Phone BRoadway 1-7835*)..... General Traffic Agent
P. H. SCHMIDT..... (Appleton)..... Traffic Agent

MINNEAPOLIS 2, MINN.—890 Northwestern Bank Bldg., 626 Marquette Ave.—
C. A. RICHARDS..... (*Phone Federal 2-2451*)..... General Traffic Agent

NEW ORLEANS 12, LA.—504 National Bank of Comm. Bldg., 210 Baronne St.—
D. V. RICKSON..... (*Phone J ACKson 2-2774*)..... General Traffic Agent

NEW YORK 20, N. Y.—626 Fifth Ave., Suite 350, Rockefeller Center—
T. L. VOGEL..... (*Phone CIrcle 6-4900*)..... Traffic Manager
H. F. BREVOORT..... (*Phone CIrcle 6-4908*)..... Assistant Traffic Manager
L. J. MCKERNAN..... (*Phone CIrcle 6-4900*)..... General Traffic Agent
EDWARD MACKAY, JR...... District Traffic Agent
E. R. VAN DOREN..... District Traffic Agent
W. E. GODDARD..... Passenger and Ticket Agent
J. T. MEANY..... (Syracuse)..... Traffic Agent

OAKLAND 12, CALIF.—214 Central Building, 436 14th St.—
H. C. DUNFEE..... (*Phone GLencourt 1-8578*)..... General Traffic Agent

OGDEN, UTAH—Rm. 100 Union Station, 25th St. & Wall Ave. *Phone EXport 4-5533*
H. O. MCINTYRE..... General Traffic Agent
T. L. CARRICK..... Depot Passenger Agent

OMAHA 2, NEBR.—Union Pacific Building, 1416 Dodge St.—*Phone 342-5822*
A. G. HILKER..... Passenger Traffic Manager
G. ANDERSON..... Assistant Passenger Traffic Manager
I. D. KESSLER..... Assistant Passenger Traffic Manager
R. B. JOHNSON..... General Passenger Agent
G. I. GILES..... Assistant General Passenger Agent
C. E. DUFF..... Manager Mail, Baggage and Express Traffic
A. B. TAYLOR..... Traffic Manager
J. W. JARVIS..... Supervisor, Livestock and Agriculture
 City Ticket Office—Corner 15th & Dodge Streets—*Phone 342-5822*
R. A. FORAL..... General Traffic Agent
R. S. FARLEY..... District Traffic Agent
W. W. NEILL..... City Ticket Agent
H. A. HORNER..... (Harney)..... Traffic Agent
J. R. DANLEY..... (Grand Island)..... Traffic Agent
D. J. LEWIS..... Depot Passenger Agent

PASADENA, CALIF.—Un. Pac. Station, 205 W. Colorado Blvd.—*Ph. SYcamore 2-4107*
H. G. BARTLETT..... General Traffic Agent
F. R. LEFFINGWELL..... City Ticket Agent

PHILADELPHIA 2, PA.—904 Girard Trust Bldg., Broad St. & So. Penn Sq.—
W. D. HARING..... (*Phone LOcust 3-2170*)..... General Traffic Agent

PITTSBURGH 22, PA.—1419 Oliver Bldg., Smithfield Street and Sixth Avenue—
H. G. LOCKE..... (*Phone Phone*)..... General Traffic Agent
E. W. HARRIS..... (*ATlantic 1-0860*)..... District Traffic Agent

POCATELLO, IDAHO—Union Pacific Passenger Station—*Phone CE2-4450*
R. A. ANDERSON..... General Traffic Agent
S. C. GRAYSON..... (Idaho Falls)..... Traffic Agent
R. B. WRIGHT..... (Twin Falls)..... Traffic Agent

POMONA, CALIF.—Union Pacific Passenger Station—*Phone NAtional 2-5561*
G. J. CROSS..... Traffic Agent

PORTLAND 5, ORE.—751 Pittcock Block—*Phone CAptain 7-7771*
G. A. BROWN..... Traffic Manager
W. V. KEE..... Assistant Traffic Manager
C. H. SALTSMARSH..... General Passenger Agent
F. A. COLE..... Assistant General Passenger Agent
G. D. SCHADE..... General Freight Agent
R. D. TOOMEY..... General Freight Agent
L. A. NEASE..... District Baggage Agent
 City Ticket Office—701 S. W. Washington Street—*Phone CAptain 7-7771*
W. S. RUSH..... General Agent, Passenger Department
H. C. WEDDLE..... City Ticket Agent
I. L. YARNO..... Depot Passenger Agent

RENO, NEV.—501 North Virginia St., Suite 205 *Phone FA 3-4821*
W. M. CUNNINGHAM..... General Traffic Agent

RIVERSIDE, CALIF.—Union Pacific Pass. Station, 7th & Vine Sts.—
J. L. BRECHIN..... (*Phone OVerland 3-3190*)..... General Traffic Agent

ST. JOSEPH 9, MO.—City Ticket Office,
 602 Corby Building—5th and Felix Sts.—*Phone ADams 2-5485*
L. L. CRAWFORD..... General Freight and Passenger Agent
J. W. TURNER..... Passenger and Ticket Agent
R. W. ARONSON..... (Hastings, Nebr.)..... Traffic Agent

ST. LOUIS 1, MO.—1223 Ambassador Bldg., 411 North 7th St.—*Phone CHestnut 1-7750*
T. W. GURSKY..... General Traffic Agent

SACRAMENTO 14, CALIF.—217 Forum Bldg., 1107 Ninth St.—
J. G. JOHNSON..... (*Phone GILbert 2-1026*)..... General Traffic Agent
A. H. CLARK..... (Klamath Falls)..... District Traffic Agent
SALINA, KANS.—Third and Ash Streets—*Phone TAYlor 3-4633*
FRANK S. BEDNAR..... General Traffic Agent

SALT LAKE CITY 11, UTAH—417 South Main St.—*Phone EMpire 3-1544*
RHEES FIFE..... Traffic Manager
R. T. GRIFFIN..... General Freight and Passenger Agent
R. E. HAUZINGER..... General Traffic Agent
M. D. BAER..... District Traffic Agent
A. M. WILSON..... District Traffic Agent
J. G. SEEGMILLER..... City Ticket Agent
I. O. LINDQUIST..... Depot Passenger Agent
For Passenger Information or Reservation, Call DAVIS 8-1583

SAN DIEGO 1, CALIF.—City Ticket Office, 320 Broadway—*Phone 233-7241*
I. V. HELMICK..... General Traffic Agent
W. F. MILNER..... Ticket Agent

SAN FRANCISCO 5, CALIF.—405 Market Street—*Phone GARfield 1-6030*
M. H. FOWLER..... Traffic Manager
B. P. COSTELLO..... Assistant Traffic Manager
F. C. BELL..... General Traffic Agent
W. E. KENNEDY..... (Santa Rosa)..... Traffic Agent
 City Ticket Office—405 Market Street—*Phone GARfield 1-6030*
J. A. GOLOBICK..... General Freight and Passenger Agent
J. R. NAPTON..... City Ticket Agent

SAN JOSE 13, CALIF.—311 Bank of America Bldg., First and Santa Clara Sts.—
H. C. DANNEB..... (*Phone CYpress 2-3878*)..... General Traffic Agent
W. H. MCPHERSON..... (Salinas)..... District Traffic Agent

SAN PEDRO, CALIF.—City Ticket Office, 805 So. Pacific Ave.—
R. R. POPE..... (*Phone TErminat 2-7531*)..... General Traffic Agent
R. N. ASBRY..... City Ticket Agent

SANTA ANA, CALIF.—City Ticket Office, 305 North Main Street—
ERNST G. HAYES..... (*Phone 642-3979*)..... General Traffic Agent

SANTA MONICA, CALIF.—City Ticket Office, 307 Santa Monica Blvd.—
W. A. CHENEY..... (*Phone 395-9961*)..... General Traffic Agent
D. E. ANDERSEN..... City Ticket Agent

SEATTLE 4, WASH.—204 Union Station, 4th Ave. & Jackson St. *Phone MAtin 3-6953*
L. G. STAHL..... Assistant Traffic Manager
Wm. C. COLLIER..... General Agent, Freight Department

SEATTLE 1, WASH.—City Ticket Office—1300 Fourth Avenue at University
W. H. AHLGRIM..... (*Phone MAtin 3-6933*) General Agent, Passenger Department

SIOUX CITY 1, IOWA—418 Benson Bldg., 705 Douglas St.—*Phone 5-3828*
L. J. ROACH..... General Traffic Agent

SPOKANE 1, WASH.—Union Station, West 430 Trent Avenue—
L. E. DONAHUE..... (*Phone MAdison 4-4121*)..... General Traffic Agent

STOCKTON 6, CALIF.—206 California Bldg., 11 So. San Joaquin St.—
CARL BIANCHINI..... (*Phone HOward 6-5651*)..... General Traffic Agent
L. A. DAY..... (Modesto)..... Traffic Agent

SUN VALLEY, IDAHO—*Phone Sun Valley 5311*
J. D. SIDLEY..... Transportation Agent

TACOMA 2, WASH.—City Ticket Office, 114 South Ninth St.—
F. G. ROTHWELL..... (*Phone BRoadway 2-2276*)..... General Traffic Agent

TOPEKA, KANS.—Freight Station—*Phone CENtral 3-4138*
G. N. WELLS..... General Traffic Agent

TORONTO 1, ONT.—201-2 Canadian Pacific Bldg., 69 Yonge St. *Phone EMpire 4-7239*
W. W. CREIGHTON..... General Traffic Agent

TULSA 3, OKLA.—721 Kennedy Bldg., 321 South Boston St.—*Phone LUther 2-6859*
L. B. BRADLEY..... General Traffic Agent

VANCOUVER, B. C.—Room No. 315, Burrard Bldg., 1030 West Georgia St.—
A. G. PROSKURNIAK..... (*Phone MUtual 3-5561*)..... District Traffic Agent

VICTOR, IDAHO—Union Pacific Station..... *Phone 521*
G. A. SESSIONS..... Agent

WALLA WALLA, WASH.—Union Pacific Passenger Station, 13th & West Main Sts.
J. M. LANDAU..... (*Phone J ACKson 9-1810*)..... General Traffic Agent
L. R. CAPPS..... (Pendleton)..... Traffic Agent

WASHINGTON 5, D.C.—600 Shoreham Bldg., 15th and H Sts., N. W.—
C. G. DANKMYER..... (*Phone REpublic 7-0600*)..... General Traffic Agent
R. H. GAMES..... (Richmond, Va.)..... District Traffic Agent
J. G. CORBIN..... (Richmond, Va.)..... Traffic Agent

WINSTON-SALEM 3, N. C.—625 Reynolds Bldg., 4th and Main Sts.—
D. R. WALKER..... (*Phone PArk 2-4831*)..... General Traffic Agent

YAKIMA, WASH.—Union Pacific Building, 104 W. Yakima Ave.—
R. A. HOWLAND..... (*Phone GLencourt 7-4181*)..... General Traffic Agent
D. W. MILES..... (Kennewick, Wash.)..... Traffic Agent

J. R. MacANALLY
 Vice-President, Traffic
 OMAHA 2, NEBR.

A. G. HILKER
 Passenger Traffic Manager
 OMAHA 2, NEBR.

N. B. MARVIN
 General Freight Traffic Manager
 (Sales and Service)
 OMAHA 2, NEBR.

C. O. SHOWALTER
 General Freight Traffic Manager
 (Rates and Divisions)
 OMAHA 2, NEBR.

UNION PACIFIC'S EAST LOS ANGELES Transfer Service



To Ticket Agents, Travel Agents and Our Patrons; Passengers:

East Los Angeles Station, with waiting rooms and public conveniences, serves as a transfer station for Union Pacific passengers, via motor bus to and from Pasadena, Glendale, Disneyland Hotel, Anaheim and Long Beach-San Pedro Branch Line points.

Modern air-conditioned motor buses are operated by the Union Pacific Stage Company, a subsidiary of the Union Pacific Railroad, and all tickets routed via the Union Pacific direct or via Los Angeles, to or from above points and intermediate branch line stations, are honored via East Los Angeles and motor bus. See Tables 7, 8, and 9 on page 21 for local schedules of all motor coaches.

The picture above shows how easy it is for friends and relatives to meet passengers at East Los Angeles. There is ample parking and it is free.

Train luggage is quickly delivered to the bus driver and arrives at destination with the traveler.

Checked Baggage: Baggage should be checked to the following city ticket office or depots only: Glendale; Pasadena; East Los Angeles; Whittier; Fullerton; Anaheim; Lakewood; Long Beach and San Pedro. (Only East Los Angeles, Long Beach and Pasadena stations are open Saturdays and Sundays for claiming or checking baggage.)

