

Whenever you ship or travel, be specific, say **UNION PACIFIC**

April 28, 1963


April 28, 1963

UNION PACIFIC

UNION PACIFIC


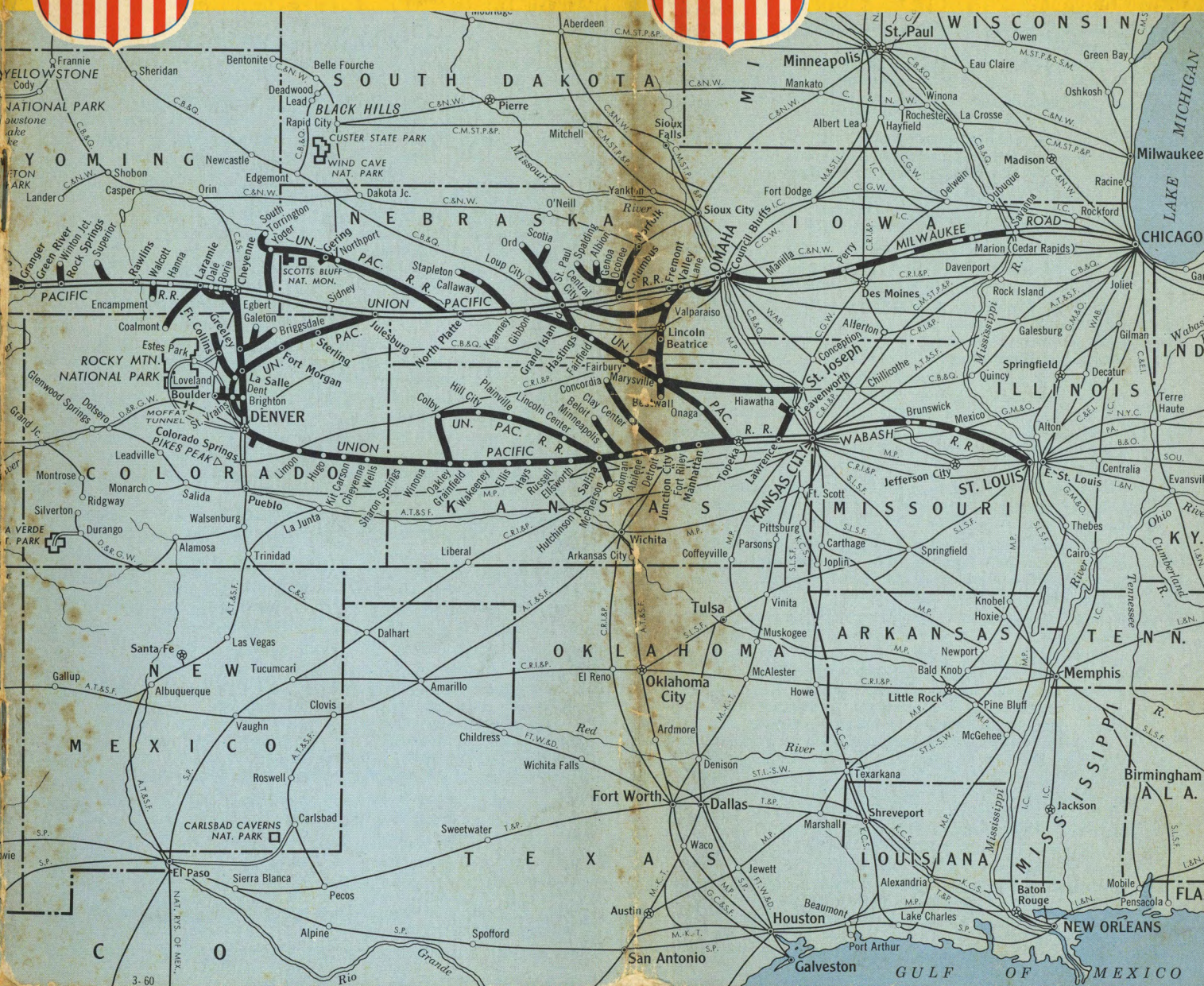


Railroad
TIME TABLES



Railroad
TIME TABLES

Serving thirteen western states with the finest in travel comfort and dependable freight service



UNION PACIFIC RAILROAD
AND CONNECTIONS

PRINTED IN U. S. A.—OMAHA PRINTING COMPANY
Indicates Double Track

TABLE OF CONTENTS

Section Page Section Page
Index to Union Pacific Stations... 3 to 5
Equipment of Through Trains... 6 to 15
Condensed Train Schedules... 6 to 15
Complete Train Schedules... 16 to 31
Connecting Rail Lines Service... 33, 34 and 35
Connecting Bus Lines at East Los Angeles... 21
Connecting Bus Lines Service... 32
Address of Principal Union Pacific Stations... 34
Reserved Coach Seat Charges... 36
One Way Railroad Fares... 37
Round Trip Railroad Fares... 38 and 39
Pullman Sleeping Car Charges... 40 and 41
Pullman Seat Fares... 41
Union Pacific Representatives... 42 and 43

INFORMATION

It is advisable to always check in advance at the local station the departure time shown on your Pullman ticket or ticket envelope to make sure there has been no schedule change.

Miles shown on mile posts read westward from Council Bluffs, Iowa. Miles shown herein are from Omaha, Nebraska. (Variance approximately 3 miles.)

Time from midnight to noon inclusive, is indicated by light face type; from noon to midnight inclusive, by dark face type.

Any person who, because of mental, physical or other disability, is incapable of properly caring for himself or herself, will be received as a passenger ONLY when accompanied by a competent attendant.

New leg rest seat coaches are assigned to the Domeliners and Streamliners, but operation of non-leg rest coaches may be necessary on occasions, due to emergencies or shortages.

On trains that carry chair car porters, there is no charge for the services of the porter. There is a nominal charge for pillows.

Children under 5 years of age ride free, when accompanied by parent or guardian; 5 years of age and under 12, pay half fare; 12 years of age and over, pay full fare.

Should any question or difference of understanding arise with agents or conductors as to proper fare or ticket privileges, please pay fare requested, take receipt, and communicate with General Passenger Traffic Manager, Omaha 2, Nebr.

Tickets unused or partly used, will be redeemed under tariff regulations at proper value. Consult any Union Pacific office or write to Gen'l Passenger Traffic Mgr., Omaha 2, Nebr.

Stopovers are permitted at all points where trains are scheduled to stop, within final limit of tickets, by notifying conductor.

Many attractive side trips and optional routes are available. Ask your local Agent or any Union Pacific representative for details.

Tickets reading via Union Pacific Railroad, with certain exceptions, will be honored by Greyhound Bus Lines between any two points between which Greyhound Bus Lines and the Union Pacific Railroad both operate.

You are requested to purchase your tickets before boarding the train.

At Chicago the Transfer coupon on a through railroad ticket entitles the holder, without additional charge, to have himself and hand luggage transferred in a Railroad Transfer Service car from his incoming to his outgoing station. Or, when there is at least a 3-hour interval between arrival of train in Chicago and scheduled departure time from outgoing station, Railroad Transfer Service will transfer such luggage to the passenger's outgoing station where it can be claimed at the parcel check room. The charge for this service is the usual parcel checking fee plus a 25 cent charge made by the Railroad Transfer Service for each bag or parcel.

IDENTIFY YOUR BAGGAGE by marking or tagging each piece, both inside and out with your name and permanent address. This is a wise precaution whether baggage is to be checked or taken with you on the train.

Ask Ticket or Baggage Agent for free ADDRESS LABELS.

For the convenience and comfort of themselves and others, passengers are requested to check their hand baggage whenever possible, except that actually needed for personal use enroute. No responsibility is assumed for unchecked articles left in stations, on platforms or in cars.

Checkable Baggage consists of wearing apparel, toilet articles and such personal effects as the passenger may need for use on the trip.

Money, jewelry, negotiable papers, liquids, fragile or perishable articles, radios, typewriters, dishes and household goods are examples of some of the articles not checkable as baggage. Consult Agent.

One hundred and fifty (150) pounds of baggage, not exceeding one hundred dollars (\$100.00) in value, may be checked on each adult ticket, and one-half those amounts in connection with children's half-fare tickets. The charge is only 25 cents for each hand bag, 50 cents for each trunk. Family fare plan tickets, provide for checking of three hundred (300) pounds of baggage, not exceeding two hundred dollars (\$200.00) in value, regardless of number of passengers for which the ticket is issued, at the same nominal charge.

Passengers have the privilege of declaring additional value on checked baggage, not to exceed a total of \$2500.00, upon payment of a nominal charge, or of purchasing St. Paul Fire & Marine Insurance Company baggage insurance in any amount. Consult Agent.

Dogs and other small household pets may be transported in baggage cars subject to tariff regulations or they may be taken into room accommodations, when in suitable containers, subject to Pullman Company regulations.

Handling of dogs and pets in baggage cars on streamliner trains is necessarily restricted. Consult agent for details.

No single piece of baggage exceeding 300 pounds in weight, or single shipment in excess of \$2500.00 in value, will be checked. Exception: Boxes of heavy or corrugated pasteboard are limited to a gross weight of 50 pounds each.

All baggage should be marked plainly on outside with name and address of owner.

The Domeliner, Streamliner and Challenger trains do not handle checked baggage, remains and pets, to or from many intermediate points where passengers may board or detrain. It is suggested you check your baggage 24 hours in advance of your own departure. Consult agent or passenger representatives for details.

In case of Lost Articles, communicate with Manager, Mail, Baggage & Express Traffic, Omaha 2, Nebraska.

Union Pacific Railroad is not responsible for errors in time tables, inconvenience or loss resulting from delayed trains, failure to make connections, air conditioning failures, or emergency substitutions in equipment. Schedules, consists and designations of trains shown in this folder are subject to change without notice.

INDEX OF CONDENSED THROUGH TIME TABLES

Table with columns: BETWEEN AND, TABLE, BETWEEN AND, TABLE, BETWEEN AND, TABLE. Lists routes between cities like Chicago-Omaha, St. Louis-Kansas City, Reno, San Francisco, Salt Lake City, Cedar City, Las Vegas, Pasadena, Los Angeles, etc.

INDEX TO UNION PACIFIC STATIONS

Each Time Table is numbered. The numbers opposite the Stations are the numbers of the time tables in which the stations are shown. Stations marked * are located on Divisions indicated by table numbers, but are not shown in folder tables

Large index table with columns: Table No., Station Name, Table No., Station Name, Table No., Station Name, Table No., Station Name, Table No., Station Name, Table No., Station Name. Lists numerous stations across various states and their corresponding time table numbers.

Table of geographical locations and table numbers for page 4, including entries like 'Dodd, Colo.', 'Evans, Colo.', 'Georgetown, Idaho', etc.

Table of geographical locations and table numbers for page 5, including entries like 'Nephi, Utah', 'Otto, Wyo.', 'Portland, Ore.', etc.

WESTBOUND Read Down

CHICAGO — LOS ANGELES via Omaha and Salt Lake City

EASTBOUND Read Up

Table A Condensed Schedules All Trains Daily. Includes columns for Domeliner City of Los Angeles, The Challenger, Trains, Domeliner City of St. Louis, and 'Las Vegas Holiday' Special. Lists routes to Omaha, Chicago, and various California cities.

CHICAGO — SAN FRANCISCO—via Omaha

WESTBOUND Read Down

EASTBOUND Read Up

Table B Condensed Schedules All Trains Daily. Includes columns for Domeliner City of San Francisco, Train 27, and Train 28. Lists routes to Omaha, Chicago, and various California cities.

NO. 101-102—Domeliner CITY OF SAN FRANCISCO—DAILY. Trains run via C. M. St. P. & P. Chicago—Omaha; U. P. Omaha—Ogden; S. P. Ogden—San Francisco.

Coach Seat Reservation Charge — See Page 36.

Dome Lounge Car Chicago—Ogden; Ogden—San Francisco. Streamlined Sleeping Cars Chicago—San Francisco—Drawing-rooms, Compts., Double Bedrooms, Roomettes. Ogden—San Francisco—10 Roomettes, 6 Double Bedrooms (No. 209-9, 10-210—St. Louis—Ogden).

Reclining Seat—Leg Rest Coaches Chicago—San Francisco—all seats reserved. Ogden—San Francisco (No. 209-9, 10-210—St. Louis—Ogden—leg rest seats, all reserved).

Cafe Lounge Car Chicago—Ogden; Ogden—San Francisco—moderately priced meals and lounge for coach passengers.

Dome Dining Car Chicago—Ogden—club and a la carte service. Dining Car Ogden—San Francisco—club and a la carte service.

NO. 27-28—DAILY

Between Omaha and Laramie No. 27-28 carries only a rider coach for passengers; no sleeping car; no dining car

Passengers use Motor Bus between trainside at Oakland (16th Street) and San Francisco (3rd and Townsend Station) via the Bay Bridge, affording a panoramic view of the San Francisco Bay area.

These lounge cars are for exclusive use of sleeping car passengers. The City of San Francisco has a lounge car for coach passengers.

Conditional stop; see Table 1 or 2. (C.S.T.) Central standard time. (M.S.T.) Mountain standard time. (P.S.T.) Pacific standard time.

Limited handling of checked baggage on this train; consult agent.

Time from 12:01 midnight to 12:00 noon shown in light face type.

Time from 12:01 noon to 12:00 midnight shown in heavy face type.

NO. 103-104—Domeliner CITY OF LOS ANGELES—DAILY

Cars from Chicago run via C. M. St. P. & P. to Omaha; thence U. P. Coach Seat Reservation Charge—See Page 36.

Radio and Recorded Musical Programs. Dome Lounge Car Chicago—Los Angeles—for sleeping car passengers. Streamlined Sleeping Cars Chicago—Los Angeles—11 Double Bedrooms. Chicago—Los Angeles—5 Double Bedrooms, 2 Compartments, 2 Drawing-rooms. Chicago—Los Angeles—10 Roomettes, 6 Double Bedrooms. Omaha—Los Angeles—10 Roomettes, 6 Double Bedrooms (occupancy Omaha 9:30 p.m. westbound, 7:30 a.m. eastbound). Dome Dining Car Chicago—Los Angeles—Club and a la carte service. Coffee Shop—Lounge Car Chicago—Los Angeles—moderately priced meals and lounge for coach passengers. Dome Coach Chicago—Los Angeles—36 leg rest seats reserved; dome seats not reserved. Reclining Seat—Leg Rest Coaches Chicago—Los Angeles—all seats reserved. Omaha—Los Angeles—all seats reserved. (Occupancy Omaha 11:30 p.m. westbound, 6:30 a.m. eastbound).

NO. 9; 10—Domeliner CITY OF ST. LOUIS—DAILY

Cars from St. Louis run via Wabash 209-210 to Kansas City; thence U. P. 9 and 10 to Los Angeles.

Special All-Expense Package including buffet meals and coach seat reservation. Consult Agent. Special Coach Seat Reservation Charge. See Page 36. Conditional stop; see Tables 1, 2 or 3. Motor Bus between Lund and Cedar City. Motor bus connections at East Los Angeles. See tables 7, 8 and 9 for complete information on bus schedules to and from East Los Angeles. Limited handling of checked baggage on these trains; consult agent.

NO. 103-104—THE CHALLENGER Domeliner—DAILY

Cars from Chicago run via C. M. St. P. & P. to Omaha; thence U. P. Coach Seat Reservation Charge—See Page 36.

Dome Coach Chicago—Los Angeles—36 leg rest seats reserved; dome seats not reserved. Reclining Seat—Leg Rest Coaches Chicago—Los Angeles—all seats reserved. Omaha—Los Angeles—all seats reserved. (Occupancy Omaha 11:30 p.m. westbound, 6:30 a.m. eastbound). Coffee Shop—Lounge Car Chicago—Los Angeles—moderately priced meals and lounge for coach passengers.

NO. 115-116—Streamliner "LAS VEGAS HOLIDAY" SPECIAL

(Special All-Expense Package, including buffet meals and coach seat reservation. Consult Agent). Reclining Seat Coaches Las Vegas—Los Angeles—all seats reserved. Buffet-Lounge Car Las Vegas—Los Angeles—buffet type meals—coupons for which must be purchased in advance.

NO. 7-5; 6-8—DAILY

C. M. St. P. & P. No. 19-20 to Omaha; No. 7-8 to Ogden; No. 5-6 to Los Angeles.

Streamlined Sleeping Cars Omaha—Los Angeles—6 Sections, 6 Roomettes, 4 Double Bedrooms (occupancy until 7:00 a.m.). Reclining Seat Coaches Chicago—Omaha—seats not reserved. Omaha—Los Angeles—seats not reserved. Cafe Lounge Car Omaha—Cheyenne; Ogden—Las Vegas—moderately priced meal service.

(C.S.T.) Central standard time. (M.S.T.) Mountain standard time. (P.S.T.) Pacific standard time. Time from 12:01 midnight to 12:00 noon shown in light face type. Time from 12:01 noon to 12:00 midnight shown in heavy face type.

CHICAGO—OMAHA—DENVER

WESTBOUND Read Down

EASTBOUND Read Up

Table C Condensed Schedules All Trains Daily. Includes columns for Advance Coach Seat Reservations Required, Domeliner City of Denver, and Advance Coach Seat Reservations Required. Lists routes to Omaha, Chicago, and Denver.

NO. 111-112—Domeliner CITY OF DENVER—DAILY

Trains runs via C. M. St. P. & P. Chicago—Omaha; U. P. Omaha—Denver. Dome Lounge Car Chicago—Denver. Streamlined Sleeping Cars Chicago—Denver—10 Roomettes, 6 Double Bedrooms. (Two cars).

Dome Coach Chicago—Denver—11 Double Bedrooms. Chicago—Denver—36 leg rest seats reserved; dome seats not reserved.

Reclining Seat—Leg Rest Coaches Chicago—Denver (all seats reserved). Omaha—Denver (all seats reserved). (Occupancy until 6:30 a.m. Eastbound).

Coffee Shop-Lounge Car Chicago—Denver Moderately priced meals and lounge for coach passengers. (Operates approx. June 15 to Sept. 2nd).

Dome Dining Car Club and a la carte service.

Stops to take paying passengers for Denver or beyond; also to let off from Chicago. Stops to let off paying passengers from Denver or beyond; also to take for Chicago. Stops to let off or take paying passengers to or from points where these trains are regularly scheduled to stop. No. 111 stops to take paying passengers for Denver and beyond, or to let off paying passengers from Omaha or beyond; No. 112 stops to take paying passengers for Omaha or beyond or to let off paying passengers from Denver or beyond. Stops only on signal. (C.S.T.) Central Standard time. (M.S.T.) Mountain Standard time. Time from 12:01 midnight to 12:00 noon shown in light face type. Time from 12:01 noon to 12:00 midnight shown in heavy face type.

CHICAGO to PORTLAND and SEATTLE via Omaha and Denver

Table D Condensed Schedules All Trains Daily		Domeliner City of Portland 105 Daily Example	City of Portland— Park Special 105-47 Summer Season Example	Park Special Portland Rose 48-17 Summer Season Example	Trains 7-17 Daily Example
NO. 105—Domeliner CITY OF PORTLAND—DAILY C. M. St. P. & P. to Omaha; No. 457 Portland-Seattle.					
Radio and Recorded Musical Programs					
Dome Lounge Car.....Chicago to Portland.					
Streamlined Sleeping Cars.Chicago to Portland—10 Roomettes, 6 Double Bedrooms. (Two cars).					
Chicago to Portland—11 Double Bedrooms.					
Reclining Seat— Leg Rest Coaches.....Chicago to Portland—all seats reserved.					
Omaha to Portland—all seats reserved.					
Dome Coach.....Chicago to Portland—36 leg rest seats reserved; dome seats not reserved.					
Dome Dining Car.....Chicago to Portland—Club and a la carte service.					
Coffee Shop-Lounge Car...Chicago to Portland—Moderately priced meals and lounge for coach passengers. (Operates approx. June 15 to Sept. 2nd).					
NO. 105-47—CITY OF PORTLAND—PARK SPECIAL—DAILY (See Note *) C. M. St. P. & P. No. 105 to Omaha; U. P. No. 105 to Pocatello; No. 47 to Victor.					
Club Lounge Service.....Chicago to Victor.					
Streamlined Sleeping Cars..Chicago to Pocatello—Bedrooms, Roomettes, Pocatello to Victor—10 Roomettes, 6 Double Bedrooms (from Salt Lake).					
Reclining Seat Coaches.....Chicago to Pocatello—reserved seats. Pocatello to Victor—seats not reserved. Omaha to Pocatello—reserved seats.					
Dome Dining Car.....Chicago to Pocatello.					
Coffee Shop-Lounge Car...Chicago to Pocatello—moderately priced meals and lounge for coach passengers.					
No. 7-17—Daily C. M. St. P. & P. No. 19 to Omaha; U. P. No. 7 to Green River; No. 17 to Portland.					
Reclining Seat Coaches....Chicago and Omaha to Portland—requires car to change at Omaha and Cheyenne. Seats not reserved.					
Cafe Lounge Car.....Omaha to Cheyenne; Green River to La Grande—moderately priced meal service.					
(See Table F for sleeping car equipment Train 17).					
NO. 48-17—PARK SPECIAL—PORTLAND ROSE—DAILY (See Note *) No. 48 to Pocatello; No. 17 to Portland.					
Club Lounge Service.....Victor to Portland.					
Streamlined Sleeping Car...Pocatello to Portland—6 Sections, 6 Roomettes, 4 Double Bedrooms (occupancy at Portland until 7:30 a.m.). Victor to Pocatello—10 Roomettes, 6 Double Bedrooms (from Salt Lake).					
Reclining Seat Coaches.....Victor to Pocatello; Pocatello to Portland—seats not reserved.					
Cafe Lounge Car.....Pocatello to La Grande—Moderately priced meal service.					

Footnotes for Page 8

* Ashton, Idaho is western gateway to Yellowstone National Park. Victor, Idaho is southern gateway to Grand Teton and Yellowstone National Parks. Trains 47 and 48 serve Ashton and Victor during summer season June 18 through August 23.

□ Conditional stop; see Table 1 or 20. (f) Stops only on signal.

♦ Motor Bus. This service is provided passengers arriving or departing Shoshone and holding through rail tickets to and from Sun Valley or Ketchum, Idaho.

● Limited handling of checked baggage on Train 105; consult agent.
* Daily train No. 457.
(C.S.T.) Central Standard time. (M.S.T.) Mountain Standard time. (P.S.T.) Pacific Standard time.

Time from 12.01 midnight to 12.00 noon shown in light face type.
Time from 12.01 noon to 12.00 midnight shown in heavy face type.

PORTLAND and SEATTLE to CHICAGO via Denver and Omaha

Table D Condensed Schedules All Trains Daily		Domeliner City of Portland 106 Daily Example	Park Special —City of Los Angeles 48-36-104 Summer Season Example	Portland Rose Park Special 18-47 Summer Season Example	Trains 18-8 Daily Example
NO. 106—Domeliner CITY OF PORTLAND—Daily C. M. St. P. & P. east of Omaha; No. 460 Seattle-Portland.					
Radio and Recorded Musical Programs					
Dome Lounge Car.....Portland to Chicago.					
Streamlined Sleeping Cars.Portland to Chicago—10 Roomettes, 6 Double Bedrooms. (Two cars).					
Portland to Chicago—11 Double Bedrooms.					
Reclining Seat— Leg Rest Coaches.....Portland to Chicago—all seats reserved.					
Portland to Omaha—all seats reserved. (Occupancy until 6:30 a.m.)					
Dome Coach.....Portland to Chicago—36 leg rest seats reserved; dome seats not reserved.					
Dome Dining Car.....Portland to Chicago—Club and a la carte service.					
Coffee Shop-Lounge Car...Portland to Chicago—Moderately priced meals and lounge for coach passengers. (Operates approx. June 15 to Sept. 2nd).					
NO. 48-36-104—PARK SPECIAL—CITY OF LOS ANGELES—DAILY (See Note *) No. 48 to Pocatello; No. 36 to Ogden; No. 104 to Chicago; C. M. St. P. & P. east of Omaha					
Club Lounge Service.....Victor to Chicago.					
Streamlined Sleeping Car...Victor to Ogden—10 Roomettes, 6 Double Bedrooms. Ogden to Chicago—Bedrooms, Roomettes, Compartments Drawing rooms.					
Reclining Seat Coaches....Victor to Ogden—seats not reserved. Ogden to Chicago—reserved seats (on Train 104). Ogden to Omaha—reserved seats (on Train 104). (Occupancy until 6:30 a.m.)					
Dome Dining Car.....Ogden to Chicago.					
Coffee Shop Lounge Car...Ogden to Chicago—moderately priced meals and lounge for coach passengers (on Train 104).					
NO. 18-8—Daily No. 18 to Green River; No. 8 to Omaha; C. M. St. P. & P. No. 20 to Chicago.					
Reclining Seat Coaches....Portland to Omaha and Chicago—requires car to change at Cheyenne and Omaha. Seats not reserved.					
Cafe Lounge Car.....La Grande to Green River; Cheyenne to Omaha—moderately priced meal service.					
(See Table F for sleeping car equipment Train 18.)					
NO. 18-47—PORTLAND ROSE—PARK SPECIAL—DAILY (See Note *) No. 18 to Pocatello; No. 47 to Victor.					
Club Lounge Service.....Portland to Victor.					
Streamlined Sleeping Car...Portland to Pocatello—6 Sections, 6 Roomettes, 4 Double Bedrooms. Pocatello to Victor—10 Roomettes, 6 Double Bedrooms (from Salt Lake).					
Reclining Seat Coaches.....Portland to Pocatello; Pocatello to Victor—seats not reserved.					
Cafe Lounge Car.....La Grande to Pocatello—Moderately priced meal service.					

Footnotes for Page 9

* Ashton, Idaho is western gateway to Yellowstone National Park. Victor, Idaho is southern gateway to Grand Teton and Yellowstone National Parks. Trains 47 and 48 serve Ashton and Victor during summer season June 18 through August 23.

□ Conditional stop; see Table 2 or 20. (f) Stops only on signal.

♦ Motor Bus. This service is provided passengers arriving or departing Shoshone and holding through rail tickets to and from Sun Valley or Ketchum, Idaho.

● Limited handling of checked baggage on Train 106; consult agent.
* Daily Train No. 460. * Daily Train No. 458.
(C.S.T.) Central Standard time. (M.S.T.) Mountain Standard time. (P.S.T.) Pacific Standard time.

Time from 12.01 midnight to 12.00 noon shown in light face type.
Time from 12.01 noon to 12.00 midnight shown in heavy face type.

Rail Travel Credit Cards

Now any person or company with proper credit may arrange for a convenient Charge-it Card. They are good on Union Pacific and many other railroads; can be used not only for rail and sleeping car tickets, but for services in dining cars and club lounge cars. They may be used for Avis or Hertz car rentals. They may also be used for a vacation in Sun Valley or in the Utah-Arizona Parks. For information and application blanks apply at any Union Pacific passenger or ticket office.

Call
R·E·A EXPRESS

FOR
EAGER-BEAVER SERVICE



We solicit your kind consideration and cooperation

PLEASE DON'T BE A "NO SHOW." (A "no show" is the person who reserves coach or Pullman accommodations in advance and then fails to cancel out when his plans change.)

So that we may serve you better, please be sure to cancel reservations promptly when it is found you will not use the space you have reserved.

We can then serve you and others better by not having any space go unused.

ST. LOUIS and KANSAS CITY — LOS ANGELES via Denver

WESTBOUND—Read Down

EASTBOUND—Read Up

Table E Condensed Schedules All Trains Daily. Includes routes for St. Louis, Kansas City, and Los Angeles with departure and arrival times.

NO. 209-9; 10-210—Domeliner CITY OF ST. LOUIS—DAILY. Wabash 209-210—Kansas City; No. 9-10—Los Angeles. Includes details on lounge cars, coaches, and motor coaches.

NO. 115-116—Streamliner "LAS VEGAS HOLIDAY" SPECIAL. Special All-Expense Package including buffet meals and coach seat reservation. Consult Agent.

Union Pacific Motor Coach Service TO AND FROM EAST LOS ANGELES, CALIF.

The Union Pacific maintains a passenger station at East Los Angeles, from which it operates motor coaches direct to Glendale, Pasadena, Alhambra, San Pedro, Long Beach, Disneyland Hotel, Anaheim, Fullerton, La Habra, Whittier and intermediate points.

ST. LOUIS—KANSAS CITY—PORTLAND—SEATTLE via Denver

WESTBOUND Read Down

EASTBOUND Read Up

Table F Condensed Schedules All Trains Daily. Includes routes for St. Louis, Kansas City, Portland, and Seattle with departure and arrival times.

NO. 17-18—PORTLAND ROSE—DAILY. Streamlined Sleeping Cars, Kansas City—Portland—6 Sections, 6 Roomettes, 4 Double Bedrooms. Includes details on coaches and motor coaches.

ST. LOUIS—KANSAS CITY—SAN FRANCISCO via Denver

WESTBOUND Read Down

EASTBOUND Read Up

Table G Condensed Schedules All Trains Daily. Includes routes for St. Louis, Kansas City, and San Francisco with departure and arrival times.

NO. 209-9-101; 102-10-210—Domeliner—CITY OF ST. LOUIS—CITY OF SAN FRANCISCO—DAILY. Wabash No. 209-210—Kansas City; No. 9-10—Ogden; S. P. No. 101-102—San Francisco. Includes details on lounge cars, coaches, and motor coaches.

Passengers use Motor Bus between trainside at Oakland (16th Street) and San Francisco (3rd and Townsend Station) via the Bay Bridge, affording a panoramic view of the San Francisco Bay area.

ST. LOUIS-KANSAS CITY-DENVER

Table H: Condensed Schedules All Trains Daily. Includes routes for St. Louis to Kansas City and Denver, with departure and arrival times.

Equipment for Table H. NO. 209-9; 10-210 - Domeliner CITY OF ST. LOUIS-DAILY. Wabash 209-210-Kansas City; U. P. 9-10-Denver. Coach Seat Reservation Charge-See Page 36.

DENVER-SALT LAKE CITY

Table J: Condensed Schedules All Trains Daily. Includes routes for Denver to Salt Lake City, with departure and arrival times.

Equipment for Table J. NO. 9-10 - Domeliner CITY OF ST. LOUIS-DAILY. Coach Seat Reservation Charge-See Page 36. Dome Lounge Car @ Denver-Salt Lake City.

ST. LOUIS - KANSAS CITY - DENVER - SPOKANE

Table K: Condensed Schedules All Trains Daily. Includes routes for St. Louis to Kansas City, Denver, and Spokane, with departure and arrival times.

Equipment for Table K. No. 209-9-105-20; 19-106-10-210 - Domeliner-CITY OF ST. LOUIS-CITY OF PORTLAND. Wabash 209-210-Kansas City; U. P. No. 9-10-Denver; No. 105-106-Hinkle; No. 20-19 Spokane.

Legend for symbols: □ Runs via Cut-Off; not via Cheyenne. ⊠ These lounge cars are for the exclusive use of sleeping car passengers. + Checked baggage not handled to or from station at Kansas City, Kans.

Spokane is the gateway to the great Inland Empire of Washington. See Grand Coulee Dam, the great fruit orchards of Washington, and many scenic attractions.

CHICAGO-ST. LOUIS-KANSAS CITY-DENVER-ASHTON-YELLOWSTONE-VICTOR

Table L: Summer Season All Trains Daily. Includes routes for Chicago to St. Louis, Kansas City, Denver, Ashton, and Victor, with departure and arrival times.

105-47 CITY OF PORTLAND-PARK SPECIAL-DAILY. C. M. St. P. & P. No. 105 to Omaha; No. 105 to Pocatello; No. 47 Pocatello to Victor. Club Lounge Service... Chicago to Victor.

LOS ANGELES - SALT LAKE CITY - ASHTON - YELLOWSTONE - VICTOR - BUTTE

Table O: Condensed Schedules All Trains Daily. Includes routes for Los Angeles to Salt Lake City, Ashton, Yellowstone, Victor, and Butte, with departure and arrival times.

NO. 6-35-BUTTE SPECIAL-DAILY. No. 6 to Salt Lake City; No. 35 to Butte. Streamlined Sleeping Cars. Los Angeles to Salt Lake City-Sections, Bedrooms, Roomettes.

Footnotes for Page 13. Operates only during Yellowstone-Grand Teton National Parks season, June 18 through August 23. (C.S.T.) Central standard time. (M.S.T.) Mountain standard time. (P.S.T.) Pacific standard time.

NO. 35-47 PARK SPECIAL-DAILY (See Note #). No. 35 to Pocatello, No. 47 to Victor. Lounge Car Service... Salt Lake City to Victor.

LOS ANGELES—SPOKANE—PORTLAND Via Shoshone(SUNVALLEY)—Boise—Nampa

Table R Condensed Schedules All Trains Daily. Includes routes for Los Angeles (P.S.T.), East Los Angeles, Las Vegas (PT), Salt Lake City (MST), Green River, Green River, Poccatello, Sun Valley, Ketchum, Shoshone, Boise, Nampa, Huntington (M.S.T.), Huntington (P.S.T.), Baker, La Grande, Pendleton, Hinkle, Wallula, Spokane (P.S.T.), Hinkle, and Portland (P.S.T.).

Equipment for Table R. NO. 104-105-(20)—CITIES OF LOS ANGELES—PORTLAND—DAILY. NO. 106-(19)-103—CITIES OF PORTLAND—LOS ANGELES—DAILY. NO. 6-35-11—DAILY. NO. 12-36-5—DAILY.

SALT LAKE CITY—BOISE—PORTLAND—SEATTLE

Table T Condensed Schedules All Trains Daily. Includes routes for Salt Lake City (M.S.T.), Ogden, Green River, Green River, Poccatello, Sun Valley, Ketchum, Shoshone, Boise, Nampa, Huntington (M.S.T.), Huntington (P.S.T.), Baker, La Grande, Pendleton, Portland, Portland, Tacoma, and Seattle (P.S.T.).

Equipment for Table T. NO. 104-105-457—CITIES OF LOS ANGELES—PORTLAND—DAILY. NO. 460-106-103—CITIES OF PORTLAND—LOS ANGELES—DAILY. NO. 35-11—DAILY. NO. 12-36—DAILY.

CHICAGO—OMAHA—DENVER—SPOKANE Walla Walla—Lewiston—Moscow—Pullman

Table S Condensed Schedules All Trains Daily. Includes routes for Chicago (C.T.), Omaha (Union Pacific), North Platte (C.T.), North Platte (M.T.), Denver, Denver, Poccatello, Boise, Huntington (M. T.), Huntington (P.T.), Pendleton, Hinkle, Hinkle, Spokane, Hinkle, and Spokane.

Equipment for Table S. NO. 105—Domeliner CITY OF PORTLAND—DAILY. NO. 20—HINKLE TO SPOKANE—DAILY. NO. 19—SPOKANE TO HINKLE—DAILY. NO. 106—Domeliner CITY OF PORTLAND—DAILY.

Conditional stop; see Table 20. Motor Bus. This service is provided passengers arriving or departing Shoshone and holding thru rail tickets to and from Sun Valley or Ketchum, Idaho. (M.S.T.) Mountain Standard time. Via Western Greyhound Bus north of Pendleton. (C.T.) Central time. (M.T.) Mountain time. (P.T.) Pacific time. Time from 12.01 midnight to 12.00 noon shown in light face type. Time from 12.01 noon to 12.00 midnight shown in heavy face type.

PORTLAND—HINKLE—SPOKANE

Table U All Trains Daily—(Pacific Standard Time). Includes routes for Portland, Hood River, The Dalles, Arlington, Hinkle, Hinkle, Wallula, Wallula, Ayer, Ayer, Marengo, Cheney, and Spokane.

Equipment for Table U. NO. 18-20—SPOKANE—DAILY. Reclining Seat Coaches... Portland to Hinkle; Hinkle to Spokane. NO. 19-11—SPOKANE—DAILY. Reclining Seat Coaches... Spokane to Hinkle; Hinkle to Portland.

PORTLAND, TACOMA AND SEATTLE

Table W All Trains Daily. Includes routes for Portland, Vancouver Wash., Kelso-Longview, Chehalis, Centralia, Tacoma, Tacoma, and Seattle.

Equipment for Table W. NORTHBOUND. NO. 457—DAILY Domeliner. Club-Lounge Car... Portland to Seattle. Streamlined Sleeping Cars... San Francisco to Seattle—10 Roomettes, 6 Double Bedrooms., (S.P. No. 12 to Portland). Reclining Seat Coaches... Portland to Seattle (not reserved). Dining Car... Portland to Seattle.

ASHTON (Yellowstone) — VICTOR (Grand Teton — Yellowstone National Parks) — POCATELLO — PORTLAND

Table Z Summer Season All Trains Daily. Includes routes for Victor (M.S.T.), Ashton, Poccatello, Poccatello, Shoshone, and Portland (P.S.T.).

Equipment for Table Z. NO. 459—DAILY. Reclining Seat Coaches... Portland to Seattle. Cafe Coach... Portland to Seattle. SOUTHBOUND. NO. 460—DAILY. Reclining Seat Coaches... Seattle to Portland. Cafe Coach... Seattle to Portland. NO. 408—DAILY. Parlor Car... Seattle to Portland (R. R. Owned). Streamlined Sleeping Cars... Seattle to San Francisco—10 Roomettes, 6 Double Bedrooms., (S.P. No. 11 south of Portland). Reclining Seat Coaches... Seattle to Portland. Dining Car... Serving necessary meals enroute. NO. 458—DAILY Domeliner. Club-Lounge Car... Seattle to Portland. Reclining Seat Coaches... Seattle to Portland (not reserved). Dining Car... Seattle to Portland.

Equipment for Table Z. NO. 48-17—PARK SPECIAL—PORTLAND ROSE—DAILY

NO. 48-17—PARK SPECIAL—PORTLAND ROSE—DAILY. No. 48-17 Victor — Poccatello; No. 17-18 Poccatello — Portland. Lounge Car Service... Victor — Portland. Streamlined Sleeping Car... Victor — Poccatello—10 Roomettes, 6 Double Bedrooms, 6 Double Bedrooms (occupancy Portland until 7:30 a.m.) Reclining Seat Coaches... Victor — Poccatello; Poccatello — Portland. Seats not reserved. Dining Car... Poccatello — La Grande—Club and a la carte service.

BAGGAGE ALLOWANCE-150 POUNDS

One hundred and fifty (150) pounds of baggage may be checked to destination on each full fare ticket, 75 pounds for each half-fare ticket for only 25 cents for each hand bag, 50 cents for each trunk. You may declare additional value on your checked baggage up to \$2,500.00 upon payment of a nominal charge, or purchase St. Paul Fire & Marine Insurance Co. baggage insurance in any amount. Consult agent.

Arrives, departs Seattle Union Depot. Arrives, departs Seattle King Street Station. Ashton, Idaho is western gateway to Yellowstone National Park. Victor, Idaho is southern gateway to Grand Teton-Yellowstone National Parks. Trains 47 and 48 operate from June 18 to August 23 for arrival and departure Victor and Ashton.

California, Pacific Northwest, Utah and Colorado to Omaha and Chicago

Table No. 2 The Overland Route EASTBOUND—Read Down From Pacific Coast. Includes columns for cities like San Francisco, Los Angeles, Salt Lake City, and Omaha with associated train numbers and times.

Footnotes for Table 2

- Between Laramie and Omaha No. 28 carries only a rider coach for passengers; no sleeping car, no dining car. See Page 32 for motor bus connections with U. P. trains at Omaha, Fremont, Columbus and Grand Island.

Advance Coach Seat Reservations Required on ALL STREAMLINERS and DOMELINERS

- City of San Francisco, No. 102
City of Los Angeles, No. 104
City of Portland, No. 106
City of Denver, No. 112
City of St. Louis, No. 10-210

Special Coach Seat Reservation Charge on City of Los Angeles, City of San Francisco, City of St. Louis and on The Challenger.

See Page 36.

For equipment, see pages 6 to 15, inclusive.

California, Pacific Northwest, Utah and Colorado to Omaha and Chicago

Table No. 2 (Continued) The Overland Route EASTBOUND—Read Down. Includes columns for cities like Cheyenne, North Platte, Grand Island, and Omaha with associated train numbers and times.

Free Side Trip to Hoover Dam and Lake Mead

No charge made for bus tour from Las Vegas to Hoover Dam-Lake Mead and return to Las Vegas when issued in connection with through railroad ticket routed via Union Pacific all the way in either direction between Omaha, Nebr., or Kansas City, Mo., and Southern California; or Huntington, Ore., and Southern California. On all other tickets, through Las Vegas, the side trip from Las Vegas to Boulder City, Hoover Dam, Lake Mead and return to Las Vegas, costs \$2.65.

Write Union Pacific Railroad, Dept. H, Omaha 2, Nebr., for

FREE COPY of Union Pacific folder map describing and illustrating in color, Hoover Dam, Las Vegas and the Lake Mead Recreation Area.

Name
Street
City

When Away From Home...

... remember this symbol of help for all travelers and newcomers in trouble. You will find the Travelers Aid lamp in all major rail terminals. Travelers Aid is a social service supported by voluntary contributions through Community Chests and United Funds.



Along the UNION PACIFIC route Travelers Aid is in -

- Kansas City Chicago Denver
Long Beach Spokane Omaha
Los Angeles St. Louis
Salt Lake City

Family Travel Plan Tickets can be used for starting trips on Mondays, Tuesdays, Wednesdays and Thursdays.

Good in sleeping cars or in coaches.

Can be used for return any day of week.

For equipment, see pages 6 to 15, inclusive.

For explanation of reference marks see page 18.

Between Chicago, Omaha, Denver, Ogden, Salt Lake City and Los Angeles

Main table for Table No. 3 'The Overland Route' showing train schedules, fares, and distances between Chicago, Omaha, Denver, Ogden, Salt Lake City, and Los Angeles.

Footnotes for Table 3

* Operates eastbound on Fridays and Saturdays, westbound on Fridays and Sundays, except daily June 1 thru Sept. 15 and Dec. 26 thru Jan. 3.
Motor bus between Lund and Cedar City.
Motor bus connections with main line trains at East Los Angeles.
Limited handling of checked baggage on these trains; consult agent.
Via Cut-off; not via Cheyenne.
Stops only on signal.
Stops to let off or take passengers.
See Tables 24 and 30 for service between St. Louis, Kansas City, Denver and Cheyenne.
Stops to take on or let off paying passengers to or from Salt Lake City or beyond.
Mileage shown on mile posts is from Council Bluffs. See General Information, page 2.
(C.S.T.) Central Stand. Time (M.S.T.) Mount. Stand. Time (P.S.T.) Pacific Stand. Time.
Time from 12:01 midnight to 12:00 noon shown in light face type.
Time from 12:01 noon to 12:00 midnight shown in heavy face type.

Travel by Train

relieves you of Highway Hazards, and assures you of a place to eat and sleep

Low Family Fares can be used for starting trips on Mondays, Tuesdays, Wednesdays and Thursdays. Good in sleeping cars and coaches. Can be used for return any day of week.

For equipment, see pages 6 to 15, inclusive.

Between Chicago, Omaha, Denver, Ogden, Salt Lake City and Los Angeles

Table No. 3 (Continued) 'The Overland Route' showing detailed train schedules, fares, and distances for routes between Chicago, Omaha, Denver, Ogden, Salt Lake City, and Los Angeles.

Footnotes for Tables 5 to 11, Inclusive

† Daily except Sunday.
‡ No. 306 leaves Provo daily except Saturdays.
▲ Daily motor coach service of the Union Pacific Stage Co. shown in tables 7, 8 and 9, is operated over public highways. Rail tickets honored.
† Operated on call for revenue passengers.
E Stops to take or let off passengers. Advance notice to U. P. ticket agent is necessary.
♦ Motor bus connections with main line trains at East Los Angeles.
☐ Las Vegas—Tonopah—Reno Stage Line, Inc.—Rail revenue tickets honored.
NOTE—For sleeping car and other equipment between Chicago—Cedar City, St. Louis—Cedar City, and Los Angeles—Cedar City, see Condensed Tables A and E, pages 6 and 10.

See tables 7, 8 and 9 on this page, for more complete motor bus schedules to and from East Los Angeles.

Salt Lake City — Provo — Lyndyl

Table No. 5 Mountain Standard Time showing motor bus schedules between Salt Lake City, Provo, and Lyndyl.

East Los Angeles — Pasadena — Glendale

Table No. 7 Pacific Time showing motor bus schedules between East Los Angeles, Pasadena, and Glendale.

East Los Angeles — Long Beach — San Pedro

Table No. 8 Pacific Time showing motor bus schedules between East Los Angeles, Long Beach, and San Pedro.

East Los Angeles — Whittier — Anaheim

Table No. 9 Pacific Time showing motor bus schedules between East Los Angeles, Whittier, and Anaheim.

Salt Lake City—Lyndyl—Cedar City—Los Angeles

Table No. 6 Mountain Standard Time showing motor bus schedules between Salt Lake City, Lyndyl, Cedar City, and Los Angeles.

Las Vegas—Boulder City—Hoover Dam—Lake Mead

Table No. 10 Pacific Time showing motor bus schedules between Las Vegas, Boulder City, Hoover Dam, and Lake Mead.

Las Vegas — Phoenix — Tucson (Las Vegas—Tonopah—Reno Stage Line)

Table No. 11 showing motor bus schedules between Las Vegas, Phoenix, and Tucson.

▲ Motor bus between Lund and Cedar City, gateway to Zion, Bryce Canyon, Grand Canyon National Parks.

For equipment, see pages 6 to 15 inclusive.

For explanation of reference marks in table 3, see page 20; in tables 5 to 11, see top of this page.

Between Chicago, Omaha, Denver, Ogden and San Francisco

Table No. 14 The Overland Route. WESTBOUND—Read Down and EASTBOUND—Read Up. Includes train numbers, departure/arrival times, and fares for routes between Chicago, Omaha, Denver, Ogden, and San Francisco.

Footnotes for Page 22

- (f) Stops only on signal.
Via Cut-off; not via Cheyenne.
Limited handling of checked baggage on these trains; consult agent.
See tables 24 and 30 for service between St. Louis, Kansas City, Denver and Cheyenne.
See table 31 for service between Ogden and Salt Lake City.
Carry only a rider coach for passengers; no dining car; no sleeping car.
Leaves and arrives from Third Street station.
Mileage shown on mile posts is from Council Bluffs. See General Information, page 2.
W. W. G. L. connecting Bus leaves Sacramento at 11:00 A.M. for San Joaquin Valley Points.

For the Finest in Travel Comfort

Domeliners

- City of Los Angeles
City of Portland
City of Denver
City of San Francisco
City of St. Louis
The Challenger

Streamliners

- Las Vegas Holiday Special
Butte Special
Portland Rose

UNION PACIFIC RAILROAD

Dependable Service — Passenger and Freight

San Francisco, Sacramento and Los Angeles (Via Southern Pacific)

Table No. 15 and Table No. 16. San Francisco, Sacramento and Los Angeles (Via Southern Pacific). Includes routes via Valley Line and Coast Line with train numbers and schedules.

Between Chicago, Omaha and Denver

Table No. 17 The Overland Route. WESTBOUND—Read Down and EASTBOUND—Read Up. Includes train numbers, departure/arrival times, and fares for routes between Chicago, Omaha, and Denver.

Denver—La Salle—Greeley—Ft. Collins

Table No. 18 (Mountain Standard Time). Denver—La Salle—Greeley—Ft. Collins. Includes train numbers, departure/arrival times, and fares.

Denver—Ft. Collins

Denver—Ft. Collins (Colorado Motor Way—Daily Bus Service—Rail Tickets Honored). Includes train numbers, departure/arrival times, and fares.

For schedules east of Denver and west of Greeley, see Tables 24 and 30.
Operates via 18th Street and Rail Station in Denver.
Operates via Rail Station in Denver on request.

Footnotes for Page 23

- A No. 111 stops to take paying passengers for Denver or beyond; also to let off paying passengers from Omaha or beyond.
B Stops to let off paying passengers from Denver; also to take for Chicago.
C Tickets reading via Union Pacific Railroad will be honored on these F. W. G. Bus Company buses between Fort Collins and Greeley.
D Mileage shown on mile posts is from Council Bluffs.
E Regular bus service only during Park summer season.
F Upon advance arrangement with agent at La Salle, and upon payment of regular local cab fare, Yellow Cab Co. will meet all trains at La Salle for transfer to and from Greeley.
G Stops to take paying passengers for Denver; also to let off from Chicago.
H Upon advance arrangement with agent at La Salle, and upon payment of regular local cab fare, Yellow Cab Co. will meet all trains at La Salle for transfer to and from Greeley.
I See page 32 for motor bus connections with U. P. trains at Omaha, Fremont, Columbus and Grand Island.
J (f) Stops only on signal.

THREE Dome Cars on the "CITY OF DENVER"

Domeliner

OVERNIGHT between CHICAGO-DENVER

The "City of Denver" features the only Dome dining car between Chicago and Denver. In addition, there's a Dome lounge car and a Dome coach. Pullman equipment is the finest and reserved coach seats have stretch-out leg rests. For relaxation, scenic enjoyment, wonderful meals and all-night comfort, ride the "City of Denver."

UNION PACIFIC RAILROAD

Between Chicago, Omaha and Spokane, Portland, Tacoma and Seattle

Table No. 20 The Overland Route. WESTBOUND-Read Down and EASTBOUND-Read Up. Includes stations like Chicago, Omaha, St. Louis, Denver, Cheyenne, and Spokane.

Footnotes for Pages 24 and 25

- Motor bus. This service is provided passengers arriving or departing... Connecting Sleeping Car service through Ashton... Via Ogden, thence No. 104 to Chicago... No. 17 originates at Kansas City, Mo... Nos. 11 and 12 run between Pocatello and Portland... Runs via Denver and Cut-off, not via Cheyenne... Daily... Stops only on signal... Stops to let off paying passengers from Tacoma and beyond... Stops to take paying passengers for Wallula or beyond... Stops to take paying passengers for Green River and beyond... Stops to take paying passengers for Vancouver and beyond... Stops to let off paying passengers from Pocatello or beyond... Stops to take on paying passengers for Pocatello or beyond... No. 105 stops to let off paying passengers from Omaha, Denver or beyond... Stops to take paying passengers for Pocatello, Ogden or beyond... Stops to let off paying passengers from Vancouver and beyond... Stops to let off paying passengers from Portland and beyond on Tuesdays only... For service between St. Louis, Denver and Cheyenne, see tables 24 and 30... Stops to let off paying passengers from Ogden, Pocatello, and beyond... (Continued on next page)

For equipment, see pages 6 to 15, inclusive.

Between Chicago, Omaha and Spokane, Portland, Tacoma and Seattle

Table No. 20 (Continued) The Overland Route. WESTBOUND-Read Down and EASTBOUND-Read Up. Includes stations like Huntington, Durkee, Pleasant Valley, Baker, Haines, North Powder, Tolocaset, Union Jct., Hot Lake, La Grande, Kamela, Meacham, Duncan, Gibbon, Cayuse, Pendleton, Rieth, Echo, Stanfield, Spokane, Hinkle, Ordinance, Boardman, Heppner Jct., Arlington, Blalock, Rufus, Biggs, The Dalles, Mosier, Hood River, Wyeth, Cascade Locks, Bonneville, Multnomah Falls, Bridal Veil, Rooster Rock, Troutdale, Fairview, and Portland.

Footnotes for Pages 24 and 25

- (Continued from page 24) Stops to let off paying passengers from Vancouver and beyond... Stops to let off paying passengers from Spokane and East... Freight service only... Trains 407, 408, 457 and 460 carry passengers to and from East Olympia and Portland... Union Pacific rail tickets to or from certain stations... Mileage shown on mile posts is from Council Bluffs... By connecting bus to and from East Olympia Daily except Sundays and Holidays.

Between Portland, Tacoma and Seattle

Table No. 20A Continued Pacific Standard Time. Includes stations like Portland, Vancouver, Ridgefield, Woodland, Kalama, Kelso, Castle Rock, Vader, Winlock, Napavine, Chehalis, Centralia, Bucoda, Tenino, East Olympia, Olympia, Nisqually, Steilacoom, Tacoma, Puyallup, Sumner, Auburn, Kent, and Seattle.

Portland-Olympia-Aberdeen-Hoquiam

Table No. 21 Pacific Standard Time. Includes stations like Portland, East Olympia, Tumwater, Olympia, Montesano, Aberdeen, and Hoquiam.

SUPPORT THE Magna Carta FOR TRANSPORTATION. Includes text about freedom from discriminatory regulation, freedom from discriminatory taxation, freedom from subsidized competition, and freedom to provide a diversified transportation service.

For equipment, see pages 6 to 15, inclusive

For explanation of reference marks, see page 24.

Between St. Louis, Kansas City, Topeka, Salina and Denver

Table No. 24 The Overland Route. Table No. 25 Junction City - Concordia. Table No. 26 Solomon - Beloit. Table No. 27 Kansas City - Salina - McPherson. Table No. 28 Kansas City - Salina - Plainville - Oakley. Includes columns for Westbound and Eastbound routes with times and distances.

For equipment see pages 6 to 15, inclusive.

For explanation of reference marks see, page 27.

Between Denver, Cheyenne and Salt Lake City

Table No. 30 The Overland Route. Table No. 31 Between Ogden and Salt Lake City. Table No. 32 Echo - Coalville - Park City. Table No. 33 Laramie - Centennial - Coalmont. Table No. 34 Walcott - Saratoga - Encampment. Includes columns for Westbound and Eastbound routes with times and distances.

Distance between Denver and Salt Lake City via cut-off is 613 miles; via Cheyenne is 625 miles.

Between Ogden and Salt Lake City

Table No. 31 (Mountain Time) Ogden 1, 2, 36. Utah Ar. Includes columns for different routes and times.

Echo - Coalville - Park City

Table No. 32 (Mountain Time) Echo. Utah Ar. Includes columns for routes and times.

Laramie - Centennial - Coalmont

Table No. 33 (Mountain Time) Laramie. Wyo. Ar. Includes columns for routes and times.

Walcott - Saratoga - Encampment

Table No. 34 (Mountain Time) Walcott 1, 2. Wyo. Ar. Includes columns for routes and times.

Footnotes for Pages 26 and 27

- NOTE - See tables 20 and 20A for detail schedules to Pacific Northwest. NOTE - See table 14 for detail schedules to San Francisco. NOTE - See table 3 for detail schedules to Los Angeles. Via cut-off; not via Cheyenne. Daily. Mixed train. No. 105 stops to take paying passengers for Pocatello or beyond. Stops to take or let off passengers. Stops to let off paying passengers from Granger or beyond, also to take paying passengers for Denver or beyond. Stops to let off paying passengers from Denver and beyond; also to take for Salina and east thereof where train is scheduled to stop. Conditional stop; see tables 1 and 2. Stops to let off paying passengers from Denver and beyond; also to take for Topeka, Lawrence and Kansas City or beyond; also to take for Denver and beyond. Stops to let off paying passengers from Denver or beyond; also to take for Kansas City or beyond.

For equipment, see pages 6 to 15, inclusive.

Between Salt Lake City, Ogden, Pocatello, Ashton—Yellowstone, Victor and Butte

Table No. 36 The Overland Route. WESTBOUND—Read Down. Table with columns for Park Special, Butte Special, Miles, and train numbers/stops.

Table No. 37 Cache Junction—Logan—Preston. Table with columns for Mixed, Miles, and train numbers/stops.

Snack and Beverage Service now available on Trains 35 and 36 between Salt Lake City and Butte.

Snack and Beverage Service now available on Trains 35 and 36 between Salt Lake City and Butte.

Ogden—Brigham—Malad

Table No. 38 Ogden—Brigham—Malad. Table with columns for Mixed, Miles, and train numbers/stops.

Salt Lake—Ashton—Yellowstone (Summer Season)

Table No. 39 Salt Lake—Ashton—Yellowstone (Summer Season). Table with columns for Daily, Miles, and train numbers/stops.

Salt Lake—Idaho Falls—Ashton—Victor

Table No. 40 Salt Lake—Idaho Falls—Ashton—Victor. Table with columns for Mixed, Daily, Miles, and train numbers/stops.

SEE TABLE O FOR SLEEPING CAR EQUIPMENT

Footnotes for Page 28

- (f) Stops only on signal. † Daily except Sunday. A Stops to take on or to let off paying passengers. E Stops to let off paying passengers; also to take for Idaho Falls or beyond. H Stops to take paying passengers; also let off from Idaho Falls or beyond. Nos. 35 and 36 between Salt Lake City and Pocatello, Nos. 47 and 48 between Pocatello and Victor, operate into and out of Victor via Ashton only during Yellowstone Park and Grand Teton Park summer season, from June 18 through August 23. Local freight with combination coach-baggage car. Connecting motor bus between Ashton and Old Faithful, for passengers holding Yellowstone Park tour transportation only. Breakfast and dinner stops at Stage Coach Inn.

For equipment, see pages 13 and 15.

Union Pacific Branch Lines

Table No. 42 Omaha—North Platte—So. Torrington. Table with columns for Mixed, Miles, and train numbers/stops.

Table No. 45 Central City—Valparaiso. Table with columns for Miles, and train numbers/stops.

Table No. 46 Columbus—Spalding. Table with columns for Mixed, Miles, and train numbers/stops.

Table No. 47 Columbus—Albion. Table with columns for Mixed, Miles, and train numbers/stops.

Table No. 48 Grand Island—Ord. Table with columns for Miles, and train numbers/stops.

Kearney—Stapleton

Table No. 43 Kearney—Stapleton. Table with columns for Mixed, Miles, and train numbers/stops.

Grand Island—Loup City

Table No. 49 Grand Island—Loup City. Table with columns for Miles, and train numbers/stops.

Lawrence—Leavenworth

Table No. 50 Lawrence—Leavenworth. Table with columns for Miles, and train numbers/stops.

Columbus—Norfolk

Table No. 44 Columbus—Norfolk. Table with columns for Motor Bus, Miles, and train numbers/stops.

- * Daily. † Sunday only. ‡ Daily except Sundays and Holidays. H Mondays, Wednesdays and Fridays only. D Wednesdays and Fridays only. E Tuesdays, Thursdays, and Saturdays only. Rail tickets between Hastings and Grand Island honored on Yellow Diamond Lines buses. See table No. 90.

Topeka—Marysville—Grand Island

Table No. 52 Topeka—Marysville—Grand Island. Table with columns for Miles, and train numbers/stops.

St. Joseph—Marysville

Table No. 53 St. Joseph—Marysville. Table with columns for Miles, and train numbers/stops.

SHIP and TRAVEL UNION PACIFIC

- K Freight service only. On days livestock is to be carried, train No. 82 runs about one-half hour later than schedule shown. Stops on signal. Center Service Bus Lines—Rail tickets honored.

Union Pacific Branch Lines

Blackfoot — Aberdeen — Mackay

Table No. 56 (Mountain Time) listing routes between Blackfoot, Aberdeen, and Mackay with departure and arrival times.

Minidoka — Rupert — Bliss

Table No. 61 (Mountain Time) listing routes between Minidoka, Rupert, and Bliss with departure and arrival times.

Shoshone — Ketchum — Sun Valley

Table No. 69 (Mountain Time) listing routes between Shoshone, Ketchum, and Sun Valley with departure and arrival times.

Ontario — Vale and Brogan Vale — Crane and Burns

Table No. 70 (Mountain Time) listing routes between Ontario, Vale, Brogan, Crane, and Burns with departure and arrival times.

Payette — Emmett

Table No. 71 (Mountain Time) listing routes between Payette and Emmett with departure and arrival times.

Portland — La Grande — Joseph

Table No. 72 (Pacific Time) listing routes between Portland, La Grande, and Joseph with departure and arrival times.

Weiser — New Meadows

Table No. 73 (Mountain Time) listing routes between Weiser and New Meadows with departure and arrival times.

Idaho Falls — Orvin — St. Anthony

Table No. 57 (Mountain Time) listing routes between Idaho Falls, Orvin, and St. Anthony with departure and arrival times.

Idaho Falls — Ucon — St. Anthony

Table No. 58 (Mountain Time) listing routes between Idaho Falls, Ucon, and St. Anthony with departure and arrival times.

Minidoka — Twin Falls — Buhl — Wells

Table No. 60 (Mountain Time) listing routes between Minidoka, Twin Falls, Buhl, and Wells with departure and arrival times.

Nampa — Emmett — McCall

Table No. 67 (Mountain Time) listing routes between Nampa, Emmett, and McCall with departure and arrival times.

Caldwell — Wilder

Table No. 68 (Mountain Time) listing routes between Caldwell and Wilder with departure and arrival times.

Footnotes for Page 30

- Footnotes for Page 30: * Daily, (f) Stops only on signal, K Freight service only, Northwest Greyhound Lines daily bus—Rail tickets honored, Local freight with caboose only, Mountain Time is used on this U. P. branch line, but trains to and from Wells, Nevada on the Southern Pacific main line use Pacific Time.

GIVE TO CONQUER CANCER

AMERICAN CANCER SOCIETY



Union Pacific Branch Lines

Portland and Spokane Short Line

See Page 32 for additional bus service. Rail tickets honored. See Table W for sleeping car equipment.

Table No. 74 (Pacific Time) listing routes between Portland and Spokane with departure and arrival times.

Walla Walla — Wallula

Table No. 75 (Pacific Time) listing routes between Walla Walla and Wallula with departure and arrival times.

Ayer — Spokane

See Page 32 for bus service. Rail tickets honored.

Table No. 76 (Pacific Time)

Table No. 76 (Pacific Time) listing routes between Ayer and Spokane with departure and arrival times.

Colfax — Moscow

See Page 32 for bus service. Rail tickets honored.

Table No. 76a (Pacific Time)

Table No. 76a (Pacific Time) listing routes between Colfax and Moscow with departure and arrival times.

Ayer — Lewiston

See Page 32 for supplemental bus service. Rail tickets honored.

Table No. 77 (Pacific Time)

Table No. 77 (Pacific Time) listing routes between Ayer and Lewiston with departure and arrival times.

Hinkle — Yakima

See Page 32, Table 84a, for bus service. Rail tickets honored.

Table No. 78 (Pacific Time)

Table No. 78 (Pacific Time) listing routes between Hinkle and Yakima with departure and arrival times.

Footnotes for Page 31

- Footnotes for Page 31: ♦ Empire Lines. Rail tickets honored, † Daily except Sunday, C Stops to let off paying passengers from Hinkle or beyond, K Freight service only.

Time from 12:01 midnight to 12:00 noon shown in light face type.

Time from 12:01 noon to 12:00 midnight shown in heavy face type.

Figures opposite junction points refer to tables showing diverging trains.

Spokane — Kellogg — Wallace

Table No. 79 (Pacific Time) listing routes between Spokane, Kellogg, and Wallace with departure and arrival times.

Connecting Bus Service

Pendleton — Walla Walla — Lewiston — Pullman — Moscow — Colfax — Spokane

Table No. 84 (Pacific Time)

Table with columns for Bus Daily No. and destinations: Pendleton, Walla Walla, Lewiston, Pullman, Moscow, Colfax, Spokane.

Pendleton—Walla Walla—Yakima

Table No. 84a (Pacific Time)

Table with columns for U.P. Train and Bus No. and destinations: Pendleton, Walla Walla, Yakima.

The Dalles — Bend

Table No. 86 (Pacific Time)

Table with columns for Motor Bus No. and destinations: The Dalles, Biggs Junction, Moro, Grass Valley, Maupin, Madras, Terrebonne, Redmond, Bend, Portland.

Western Greyhound Lines—Rail tickets honored. Pacific Trailways—Rail tickets honored. Capitol Stages—Rail tickets honored. (H.S.) Highway Stop. (f) Stops only on signal. Buses use bus stations at Fremont and Lincoln, not railroad depots.

Fremont — Lincoln

Table No. 88 (Central Time)

Table with columns for Motor Bus Daily and destinations: Fremont, Lincoln.

Columbus — Lincoln

Table No. 89 (Central Time)

Table with columns for Motor Bus Daily and destinations: Columbus, Lincoln.

Grand Island — Hastings

Via Yellow Diamond Lines—Rail Tickets Honored

Table No. 90 (Central Time)

Table with columns for Motor Bus Daily and destinations: Grand Island, Hastings.

Lincoln — Omaha (Rail Tickets Honored)

Table No. 91 (Central Time)

Table with columns for Motor Bus Daily and destinations: Lincoln, Omaha.

Connections at Omaha

Table with columns for destinations: C. M. St. P. & P., 111, 101, 103, 105, 19, 20, 106, 102, 104, 112.

Table with columns for destinations: Mo. Pac., 17, 14, C. G. W., #13, 8, 10, C. E. I. & P., 9, 7.

Table with columns for destinations: C. B. & Q., 23, 27, 21, 30, 8, 12, 18, 10, C. E. & Q., 11, 17, 1, 7, 3.

Connections at Kansas City

Table with columns for destinations: 18, 16, 2, 124, 12, 20, A. T. & S. F., 123, 19, 15, 9, 1, 17.

Table with columns for destinations: 1, 15-9, K. C. S., 10-16, 2, 105, 107-3, Frisco Lines, 4-108, 10-106.

Table with columns for destinations: 40, 4, C. R. I. & P., 3, 39, 18, 16, C. R. I. & P., 15, 17.

Table with columns for destinations: 36, 56, C. B. & Q., 55, 35, 12, 10, 15, Lv Kansas City, Ar Quincy, Ar Chicago.

Table with columns for destinations: 14, 18, 16, 12, Mo. Pac., 19, 17, 11, 15, 212, 210, Wabash, 203, 209.

Connections at Denver

Table with columns for destinations: 7, 17, 1, D & R G W, 2, 18, 8, 27-7, 21-1, C & S, 2-22, 8-28.

For explanation of reference marks, see page 34.

Connections at Portland

Table with columns for No 9-58 Shasta, No 11-52 Cascade Daily, Southern Pacific, No 51-12 Cascade Daily, No 57-10 Shasta. Rows include Portland (So. Pac.), Salem, Eugene, Klamath Falls, Davis, Sacramento (Bus.), Martinez (So. Pac.), Oakland (16th St.), San Francisco (3rd Townsend), Martinez, Fresno, Los Angeles.

Connections at Seattle

Table with columns for 358, 360, Great Northern, 357, 359. Rows include Seattle, Edmonds, Everett, Bellingham, New Westminster, B.C., Vancouver.

Connections at Salt Lake City

Table with columns for 17, Western Pacific, 18. Rows include Salt Lake City, Sacramento (P.T.), Stockton, Oakland, San Francisco (P.T.).

Connections at Spokane and Butte

Table with columns for 2-Bus, 26, N. P., 25, Bus-1, Bus-2, 26, N. P., 25, 1-Bus, 16, The Milwaukee Road, 15. Rows include Spokane, Missoula, Helena (State Capital), Butte, Bozeman, Livingston, Billings, Miles City, Dickinson, Bismarck, Spokane, Moscow, Lewiston.

Connections at Los Angeles

Table with columns for #80, 78, 76, 74, 72, 70, A. T. & S. F., 71, 73, 75, 77, #79, 81. Rows include Los Angeles, Fullerton, Anaheim, Orange, Santa Ana, Oceanside, Del Mar, San Diego.

Footnotes for Pages 33, 34 and 35

- All trains daily except when otherwise indicated
* Sundays and Holidays only
a Except Monday
f Stops on signal.
T Conditional stop; consult agent
T Stops to receive for Los Angeles.
C & N. W. R. R. to and from Rochester.
O Sundays leave Youngstown 4:08 p.m. arrive Chicago 11:59p.m.
Time from 12.01 midnight to 12.00 noon shown in light face type.
Time from 12.01 noon to 12.00 mid-night shown in heavy face type.

UNION PACIFIC TRAINS USE THESE STATIONS

- Boise, Idaho: Union Pacific Station.
Butte, Montana: Union Station.
Cheyenne, Wyo: Union Pacific Station.
Chicago, Illinois: Union Station, Canal Street and Jackson Boulevard.
Denver, Colorado: Union Station.
Kansas City, Mo: Union Station, Main Street and Union Station Plaza.
Los Angeles, Calif: Los Angeles Union Passenger Terminal.
East Los Angeles: Union Pacific Station.
Oakland, Calif: Southern Pacific 16th Street Station.
Ogden, Utah: Union Station.
Olympia, Wash: Union Pacific Station.
Omaha, Nebraska: Union Station, 10th and Marcy Streets.
Pendleton, Oregon: Union Pacific Station, Corner Main and Frazer Sts.
Pocatello, Idaho: Union Pacific Station.
Portland, Oregon: Union Station, Sixth and Johnson Streets.
Riverside, Calif: Union Pacific Station.
San Bernardino, Calif: Union Station.
San Francisco, Calif: Third and Townsend Station.
Salina, Kansas: Union Station.
Salt Lake City, Utah: Union Pacific Station.
Seattle, Wash: Union Station, 4th Avenue, South, and Jackson Street.
Spokane, Washington: Union Station.
St. Louis, Mo: Union Station, 18th and Market Streets.
Tacoma, Washington: Union Station.
Topeka, Kansas: Union Pacific Station, Railroad and North Jackson Streets.

for business—RELAX ON A TRAIN—for pleasure

Rest easy — dine comfortably— arrive refreshed — by train. Step into a new Hertz or Avis car, reserved for you when you buy your ticket. That's smart business.

rent a car AVIS or HERTZ at your destination

Low car rental rates cover gasoline, oil and proper insurance. Ask about "Rent it here—Leave it there" service — especially advantageous for pleasure travel. Rail travel credit cards accepted.

Connections at Chicago and St. Louis

Times Shown Below are Standard Time

New York Central System Chicago, Buffalo, Albany, New York, Boston

Table with columns for La Salle St. Station, 39, 27, 25, 19, 17, 59. Rows include Chicago (C.T.), Cleveland (E.T.), Buffalo, Albany, New York, Boston (E.T.).

Chicago-Indianapolis-Cincinnati

Table with columns for 304, 302, Central Station, 303, 305. Rows include Chicago (C.T.), Indianapolis (E.T.), Cincinnati (E.T.).

St. Louis, Cleveland, New York

Table with columns for 312-16, 15-341. Rows include St. Louis (C.T.), Cleveland (E.T.), New York (E.T.).

Chicago-Cincinnati-Washington-Norfolk

Table with columns for 304, 302, Central Station, 303, 305. Rows include Chicago (C.T.), Indianapolis (E.T.), Cincinnati (E.T.), Washington (C. & O.), Richmond (C. & O.), Norfolk (E.T.) C&O (MC).

Chicago-Detroit-Toronto-Montreal

Table with columns for La Salle St. Station, 15-39, 17, 355, 21-357, 369, Sun. Only 19. Rows include Chicago (C.T.), Kalamazoo (E.T.), Battle Creek, Jackson, Detroit, Toronto (C.P.), Montreal (CP) (CN).

Pennsylvania Railroad Chicago, Washington, New York

Table with columns for Union Station, 23, 49, 29, 55, 53. Rows include Chicago (C.T.), Pittsburgh (E.T.), Harrisburg, Philadelphia (North), New York (E.T.).

Chicago, Cincinnati, Norfolk

Table with columns for 74, 70, Union Station, 71, 75. Rows include Chicago (C.T.), Logansport (VanSta) (ET) Lv, Richmond (E.T.), Cincinnati (E.T.), Norfolk (E.T.) N & W Lv.

St. Louis, Washington, New York

Table with columns for 32, 30, 4, 31, 3. Rows include St. Louis (C.T.), Indianapolis (E.T.), Pittsburgh (E.T.), Washington, New York (E.T.).

Baltimore and Ohio Railroad

Chicago-Washington-Baltimore

Table with columns for 8-108, 6, 26, 10-2, Grand Central Station, 173-9, 5, 25, 107-7. Rows include Chicago (C.T.), Pittsburgh (E.T.), Washington (E.T.), Baltimore (CamdenSta) Lv.

St. Louis-Washington-Baltimore

Table with columns for 12-112, 2, 171-11, 1. Rows include St. Louis (C.T.), Cincinnati (E.T.), Washington (E.T.), Baltimore (CamdenSta) Lv.

Gulf Mobile & Ohio R. R. Chicago-St. Louis

Table with columns for 7, 5, 3, 1, Union Station, 2, 4, 6, 8. Rows include Chicago (C.T.), Springfield, St. Louis (C.T.).

Wabash R. R. Chicago-St. Louis

Table with columns for 111, 121, Dearborn Station, 110, 124. Rows include Chicago (C.T.), Decatur, St. Louis (C.T.).

Erie-Lackawanna Railroad Chicago, Youngstown, New York

Table with columns for 8, 2, 6, Dearborn Station, 1, 5, 7, 21. Rows include Chicago (CDT), Youngstown (EDT), New York (EDT).

Illinois Central Railroad Chicago, St. Louis

Table with columns for 22, 22. Rows include Chicago, Springfield, St. Louis.

Nickel Plate — E.-L. R. R. Chicago, Cleveland, New York

Table with columns for 6, 8, La Salle Street Station, 5, 7. Rows include Chicago (C.T.), Cleveland (E.T.), New York (E.T.).

C. & E. I. — L. & N. Chicago, St. Louis, Evansville, Nashville

Table with columns for 95, 53, 93, Dearborn Station, 80-54, 94, 92. Rows include Chicago (C&EI), St. Louis (L&N), Evansville (L&N), Nashville (C.T.) (L&N).

Grand Trunk — Canadian National Rys. Chicago, Toronto, Montreal

Table with columns for 6, 14, 20-16, Dearborn Station, 5, 15, 17. Rows include Chicago (C.T.), Hamilton (E.T.), Toronto, Montreal (E.T.).

RESERVED COACH SEAT CHARGES

"THE CHALLENGER" — "CITY OF LOS ANGELES" — "CITY OF SAN FRANCISCO"

BETWEEN	Chicago, Ill.	Savanna, Ill.	Perry, Ia.	Omaha, Neb.	Grand Island, Neb.	Sidney, Neb.	Cheyenne, Wyo.	Ogden, Utah	Salt Lake City, Utah	Milford, Utah	Las Vegas Nev.	Los Angeles, Cal.	Reno, Nev.	Sacramento, Cal.	San Francisco, Cal.
Chicago, Ill.	\$	②	\$.50	\$.50	\$1.50	\$1.50	\$1.50	\$1.50	\$1.50	\$2.00	\$2.00	\$2.00	\$2.00	\$2.00	\$2.00
Savanna, Ill.	②		.50	.50	1.50	1.50	1.50	1.50	1.50	2.00	2.00	2.00	2.00	2.00	2.00
Perry, Ia.	.50	.50		.50	1.50	1.50	1.50	1.50	1.50	2.00	2.00	2.00	2.00	2.00	2.00
Omaha, Neb.	.50	.50	.50		1.00	1.00	1.00	1.00	1.00	1.50	1.50	1.50	1.50	1.50	1.50
Grand Island, Neb.	1.50	1.50	1.50	1.00		1.00	1.00	1.00	1.00	1.50	1.50	1.50	1.50	1.50	1.50
Sidney, Neb.	1.50	1.50	1.50	1.00	1.00		1.00	1.00	1.00	1.50	1.50	1.50	1.50	1.50	1.50
Cheyenne, Wyo.	1.50	1.50	1.50	1.00	1.00	1.00		1.00	1.00	1.50	1.50	1.50	1.50	1.50	1.50
Ogden, Utah	1.50	1.50	1.50	1.00	1.00	1.00	1.00		1.00	1.50	1.50	1.50	1.00	1.00	1.00
Salt Lake City, Utah	1.50	1.50	1.50	1.00	1.00	1.00	1.00	1.00		1.00	1.00	1.00	1.00	1.00	1.00
Milford, Utah	2.00	2.00	2.00	1.50	1.50	1.50	1.50	1.50	1.00		1.00	1.00			
Las Vegas, Nev.	2.00	2.00	2.00	1.50	1.50	1.50	1.50	1.50	1.00	1.00		1.00			
Los Angeles, Cal.	2.00	2.00	2.00	1.50	1.50	1.50	1.50	1.50	1.00	1.00	1.00				
Reno, Nev.	2.00	2.00	2.00	1.50	1.50	1.50	1.50	1.00						1.00	1.00
Sacramento, Cal.	2.00	2.00	2.00	1.50	1.50	1.50	1.50	1.00					1.00		
San Francisco, Cal.	2.00	2.00	2.00	1.50	1.50	1.50	1.50	1.00					1.00		

"CITY OF ST. LOUIS" — "CITY OF ST. LOUIS-CITY OF SAN FRANCISCO"

BETWEEN	St. Louis, Mo.	Moberly, Mo.	Kansas City, Mo.	Topeka, Kan.	Salina, Kan.	Denver, Colo.	Rawlins, Wyo.	Ogden, Utah	Salt Lake City, Utah	Milford, Utah	Las Vegas, Nev.	Los Angeles, Cal.	Reno, Nev.	Sacramento, Cal.	San Francisco, Cal.
St. Louis, Mo.	\$	①	①	\$1.50	\$1.50	\$1.50	\$1.50	\$1.50	\$1.50	\$2.00	\$2.00	\$2.00	\$2.00	\$2.00	\$2.00
Moberly, Mo.	①		①	1.50	1.50	1.50	1.50	1.50	1.50	2.00	2.00	2.00	2.00	2.00	2.00
Kansas City, Mo.	①	①		1.00	1.00	1.00	1.00	1.00	1.00	1.50	1.50	1.50	1.50	1.50	1.50
Topeka, Kan.	1.50	1.50	1.00		1.00	1.00	1.00	1.00	1.00	1.50	1.50	1.50	1.50	1.50	1.50
Salina, Kan.	1.50	1.50	1.00	1.00		1.00	1.00	1.00	1.00	1.50	1.50	1.50	1.50	1.50	1.50
Denver, Colo.	1.50	1.50	1.00	1.00	1.00		1.00	1.00	1.00	1.50	1.50	1.50	1.50	1.50	1.50
Rawlins, Wyo.	1.50	1.50	1.00	1.00	1.00	1.00		1.00	1.00	1.50	1.50	1.50	1.50	1.50	1.50
Ogden, Utah	1.50	1.50	1.00	1.00	1.00	1.00	1.00		1.00	1.50	1.50	1.50	1.00	1.00	1.00
Salt Lake City, Utah	1.50	1.50	1.00	1.00	1.00	1.00	1.00	1.00		1.00	1.00	1.00	1.00	1.00	1.00
Milford, Utah	2.00	2.00	1.50	1.50	1.50	1.50	1.50	1.50	1.00		1.00	1.00			
Las Vegas, Nev.	2.00	2.00	1.50	1.50	1.50	1.50	1.50	1.50	1.00	1.00		1.00			
Los Angeles, Cal.	2.00	2.00	1.50	1.50	1.50	1.50	1.50	1.50	1.00	1.00	1.00				
Reno, Nev.	2.00	2.00	1.50	1.50	1.50	1.50	1.50	1.00						1.00	1.00
Sacramento, Cal.	2.00	2.00	1.50	1.50	1.50	1.50	1.50	1.00					1.00		
San Francisco, Cal.	2.00	2.00	1.50	1.50	1.50	1.50	1.50	1.00					1.00		

Each person occupying a seat, including children, must pay full Reserved Coach Seat Fare.

Only exception is for missed connection due to delayed trains.

NO REFUND unless space released not later than:

- (a) 48 hours before departure if bought more than 48 hours in advance.
- (b) 24 hours before departure if bought 24 to 48 hours in advance.
- (c) 3 hours before departure if bought on day of departure.

① Charge not applicable locally on Wabash R. R.

② Charge not applicable locally Chicago-Savanna, Ill. inclusive.

The Reserved Seat charge does not apply on trips made within the State of California.

Check the advantages
of the

Low Family Fares

- • Saves money when family travels together by train
- • Liberal baggage allowance
- • Start trip on Monday, Tuesday, Wednesday or Thursday.
- • On Round Trips return on any day of the week.
- • Good on all Trains.



Ask your local Union Pacific Agent to figure the cost for you

Union Pacific

ONE WAY RAIL FARES

The WESTBOUND fares shown herein are those in effect April 1, 1963, and do not reflect any change in fares which may be authorized at a subsequent date. Fares are quoted as information only and are not to be used for selling purposes.

FROM	TO		Los Angeles, San Diego, Calif.		San Francisco, Calif.		Portland, Ore.		Seattle, Wash.		Spokane, Walla Walla, Wash.		Salt Lake City, Utah		Denver, Colo.		Boise, Ida.		Las Vegas, Nev.		
	CLASS	FARE	FIRST	COACH	FIRST	COACH	FIRST	COACH	FIRST	COACH	FIRST	COACH	FIRST	COACH	FIRST	COACH	FIRST	COACH	FIRST	COACH	
Akron, Ohio (via B&O or E-LRR and Chicago).....			\$111.04	\$82.64	\$111.04	\$82.64	\$108.23	\$80.41	\$108.23	\$80.41	\$96.04	\$70.82	\$83.09	\$60.63	\$65.43	\$46.71	\$94.77	\$69.84	\$100.46	\$74.31	
Albany, N. Y.			146.71	105.83	146.71	105.83	145.90	103.40	145.90	103.40	131.71	94.41	118.76	83.62	101.10	69.70	130.44	92.83	136.13	97.30	
Atlanta, Ga. (via Chicago).....			102.27	77.01	102.27	77.01	111.22	85.84	111.22	85.84	99.70	76.67	81.03	62.48	60.39	47.09	122.67	71.34	98.40	75.29	
Atlanta, Ga. (via St. Louis or Kansas City).....			91.34	71.45	98.87	77.57	111.22	85.84	111.22	85.84	99.70	76.67	81.03	62.48	60.39	47.09	92.87	71.34	99.09	69.69	
Baltimore, Md. (via B&O).....			138.14	97.29	140.59	99.91	137.78	97.69	137.78	97.69	125.59	88.10	112.64	77.91	94.98	63.99	124.32	87.12	130.01	91.69	
Baltimore, Md. (via PennaRR).....			142.76	103.14	142.76	103.14	139.95	100.91	139.95	100.91	127.76	91.32	114.81	81.13	97.15	67.21	126.49	90.34	132.18	94.81	
Birmingham, Ala. (via Chicago).....			102.27	77.01	102.27	77.01	104.15	81.40	104.15	81.40	104.83	81.40	92.63	72.19	73.96	58.30	58.18	62.03	85.60	67.44	71.97
Birmingham, Ala. (via St. Louis or Kansas City).....			84.27	66.39	91.80	72.34	104.15	81.40	104.15	81.40	104.83	81.40	92.63	72.19	73.96	58.30	53.32	42.03	85.60	67.44	62.03
Boston, Mass. (via Albany).....			161.91	115.24	161.91	115.24	159.10	113.01	159.10	113.01	146.91	103.42	133.96	93.23	116.30	79.31	145.64	102.44	151.33	106.91	
Buffalo, N. Y. (via NYC).....			125.24	92.31	125.24	92.31	122.43	90.68	122.43	90.68	110.24	80.49	97.29	70.30	79.63	56.36	108.97	79.51	114.66	83.98	
Buffalo, N. Y. (via Nickel Plate).....			119.87	89.90	119.87	89.90	117.06	87.77	117.06	87.77	104.87	78.08	91.92	67.89	74.26	53.37	103.60	77.10	109.29	81.57	
Charleston, W. Va.			113.13	83.93	113.74	83.93	115.38	86.15	115.38	86.15	103.19	78.56	89.71	64.98	70.53	49.91	101.35	74.18	107.08	78.66	
Chattanooga, Tenn. (via Chicago).....			98.93	77.01	102.27	77.01	105.76	81.69	105.76	81.69	94.61	72.52	75.57	58.33	56.39	43.26	87.21	67.18	92.94	72.00	
Chattanooga, Tenn. (via St. Louis).....			87.87	68.19	95.40	74.14	105.76	81.69	105.76	81.69	94.61	72.52	75.57	58.33	56.39	43.26	87.21	67.18	92.94	72.00	
Chicago, Ill.			85.86	67.39	85.86	67.39	82.75	65.16	82.75	65.16	70.56	55.57	57.61	45.38	39.95	31.46	69.29	54.69	74.98	59.05	
Cincinnati, Ohio (via NYC or PennaRR).....			104.64	78.52	104.64	78.52	104.98	79.14	104.98	79.14	92.79	69.55	79.84	59.37	61.43	44.50	91.52	68.77	97.21	73.05	
Cleveland, Ohio (via NYC).....			111.30	83.64	111.30	83.64	108.49	81.41	108.49	81.41	92.79	71.82	83.35	63.63	65.67	46.71	100.72	75.51	100.72	75.51	
Cleveland, Ohio (via Nickel Plate).....			107.80	81.99	107.80	81.99	105.00	79.76	105.00	79.76	92.80	70.17	79.85	59.98	62.19	46.06	91.63	69.99	92.73	73.96	
Columbus, Ohio (via PennaRR).....			109.31	82.46	109.31	82.46	106.50	80.09	106.50	80.09	94.31	70.50	81.36	60.31	63.70	48.39	93.04	69.52	98.22	73.89	
Columbia, S. C. (via Chicago).....			102.27	79.19	109.70	85.14	122.05	92.21	122.05	92.21	109.33	83.04	91.86	68.86	71.22	53.78	101.93	77.70	100.09	77.43	
Denver, Colo.			52.68	41.48	52.68	41.48	53.44	42.06	53.44	42.06	63.44	42.06	22.76	17.92	26.11	20.59	34.48	27.13	40.13	31.59	
Des Moines, Iowa (via Omaha).....			102.72	80.21	102.72	80.21	102.72	80.21	102.72	80.21	87.72	68.42	74.77	58.23	51.71	44.31	86.45	67.44	92.14	71.91	
Detroit, Mich. (via B&O or Wab.).....			102.55	78.51	102.55	78.51	99.74	73.18	99.74	73.18	87.72	68.42	74.77	58.23	51.71	44.31	86.45	67.44	92.14	71.91	
Detroit, Mich. (via C&O).....			102.05	80.88	102.05	80.88	104.24	78.65	104.24	78.65	92.05	69.06	79.10	58.87	61.44	44.95	90.78	68.08	96.47	72.55	
Detroit, Mich. (via NYC).....			107.05	80.88	107.05	80.88	104.24	78.65	104.24	78.65	92.05	69.06	79.10	58.87	61.44	44.95	90.78	68.08	96.47	72.55	
Greensboro, N. C. #.....			106.43	81.62	113.96	87.57	121.98	93.28	121.98	93.28	110.83	84.11	91.79	69.93	74.25	54.85	103.43	78.77	104.18	79.86	
Hartford, Conn.			154.51	110.49	154.51	110.49	151.70	108.26	151.70	108.26	139.51	98.67	126.56	88.48	108.90	74.56	138.24	97.69	143.93	102.16	
Indianapolis, Ind. (via NYC or PennaRR).....			97.33	73.92	97.33	73.92	96.71	73.91	96.71	73.91	84.52	64.32	71.57	54.13	54.12	39.90	83.25	63.34	88.94	67.81	
Jackson, Miss. (via Chicago).....			100.81	79.38	100.81	79.38	101.52	80.13	101.52	80.13	91.02	70.92	83.63	66.22	58.95	45.18	85.72	66.17	93.99	72.75	
Jackson, Miss. (via St. Louis).....			91.84	72.31	98.77	77.85	101.52	80.13	101.52	80.13	91.02	70.92	83.63	66.22	58.95	45.18	85.72	66.17	88.64	70.14	
Jacksonville, Fla. (via Chicago).....			102.27	77.51	107.38	83.46	122.82	94.74	123.50	94.74	111.30	85.53	92.63	71.64	71.99	55.37	104.27	80.78	100.09	75.75	
Jacksonville, Fla. (via St. Louis or Kansas City).....			99.85	77.51	107.38	83.46	122.82	94.74	123.50	94.74	111.30	85.53	92.63	71.64	71.99	55.37	104.27	80.78	97.60	75.75	
Kansas City, Mo.			67.86	53.45	67.86	53.45	76.16	60.06	76.16	60.06	63.96	50.45	45.87	35.97	24.69	19.43	57.34	45.14	63.04	49.64	
Knoxville, Tenn. (via Chicago).....			102.27	77.01	102.27	77.01	107.95	83.27	107.95	83.27	96.80	74.10	77.76	59.91	60.22	44.84	90.79	68.78	95.19	73.58	
Knoxville, Tenn. (via St. Louis).....			92.69	71.62	100.27	77.57	107.95	83.27	107.95	83.27	96.80	74.10	77.76	59.91	60.22	44.84	90.79	68.78	93.49	73.58	
Louisville, Ky. (via PRR).....			100.37	75.43	100.37	75.43	105.61	79.74	105.61	79.74	70.15	63.42	70.15	56.48	57.16	41.41	87.98	65.68	93.71	70.16	
Louisville, Ky. (via St. Louis).....			90.68	70.25	98.09	74.20	103.53	78.41	103.53	78.41	93.42	70.15	76.34	66.48	57.16	41.41	87.98	65.68	93.71	70.16	
Memphis, Tenn. (via Chicago).....			99.36	78.27	99.36	78.27	94.61	73.66	94.61	73.66	82.85	64.45	64.45	50.56	54.44	41.54	84.29	61.70	81.73	64.23	
Memphis, Tenn. (via St. Louis).....			89.04	70.18	90.60	71.39	94.61	73.66	94.61	73.66	82.85	64.45	64.45	50.56	54.44	41.54	84.29	61.70	81.73	64.23	
Memphis, Tenn. (via Kansas City).....			78.62	61.94	82.02	64.60	94.61	73.66	94.61	73.66	82.85	64.45	64.45	50.56	54.44	41.54	84.29	61.70	81.73	64.23	
Miami, Fla. #.....			115.41	88.63	122.94	94.58	138.38	105.86	139.06	105.86	126.86	96.65	108.19	82.76	87.55	66.49	119.83	91.90	113.16	86.87	
Milwaukee, Wis. (via Chicago).....			88.85	69.97	88.85	69.97	86.04	67.74	86.04	67.74	73.85	58.15	60.90	47.96	43.24	34.04	72.58	57.14	78.27	61.63	
Minneapolis, Minn.			83.39	65.67	83.39	65.67	82.27	59.34	82.27	59.34	75.81	60.48	75.27	59.34	55.68	43.87	68.24	63.05	73.05	57.54	
Montgomery, Ala. (via Chicago).....			102.27	77.01	102.27	77.01	108.34	84.39	108.34	84.39	109.02	84.39	96.82	75.18	78.15	61.29	57.42	45.02	89.79	70.43	
Montgomery, Ala. (via St. Louis).....			84.27	66.33	91.80	72.34	108.34	84.39	109.02	84.39	96.82	75.18	78.15	61.29	57.42	45.02	89.79	70.43	82.02	64.63	
Nashville, Tenn. (via Chicago).....			98.93	76.91	98.93	76.91	99.24	77.05	99.24	77.05	88.09	67.88	70.98	54.90	53.32	40.88	82.64	64.10	88.35	68.57	
Nashville, Tenn. (via St. Louis).....			84.27	66.39	91.80	72.34	99.24	77.05	99.24	77.05	88.09	67.88	70.98	54.90	53.32	40.88	82.64	64.10	88.35	68.57	
New Haven, Conn.			154.51	110.49	154.51	110.49	151.70	108.26	151.70	108.26	139.51	98.67	126.56	88.48	108.90	74.56	138.24	97.69	143.93	102.16	
New Orleans, La. (via Chicago).....			100.81	79.38	100.81	79.38	101.52	80.28	101.52	80.28	96.67	76.44	87.23	68.98	66.02	50.74	92.73	72.70	100.81	78.31	
New Orleans, La. (via St. Louis).....			91.84	72.31	100.81	79.38	101.52	80.28	101.52	80.28	96.67	76.44	87.23	68.98	66.02	50.74	92.73	72.70	100.81	78.31	
New Orleans, La. (via Kansas City).....			78.62	61.92	85.86	67.39</															

ROUND TRIP RAIL FARES — SIX MONTHS LIMIT

The WESTBOUND fares shown herein are those in effect April 1, 1963, and do not reflect any change in fares which may be authorized at a subsequent date. Fares are quoted as information only and are not to be used for selling purposes.

FROM	TO	Los Angeles, San Diego Calif.		San Francisco Calif.		Las Vegas, Nev.		Portland, Ore.; Tacoma, Seattle, Wash.		Spokane, Walla Walla, Wn.; Lewiston, Ida.		Salt Lake City, Utah		Cedar City, Utah		Yellowstone Park Ashton - Victor, Idaho		Sun Valley, Ketchum, Ida.		Denver, Colo.	
		CLASS	COACH	FIRST	COACH	FIRST	COACH	FIRST	COACH	FIRST	COACH	FIRST	COACH	FIRST	COACH	FIRST	COACH	FIRST	COACH	FIRST	COACH
Aberdeen, S. D.	Los Angeles	\$139.20	\$117.15	\$139.20	\$117.15	\$139.20	\$114.25	\$126.80	\$ 99.75	\$107.00	\$ 89.25	\$ 97.55	\$ 78.65	\$116.75	\$ 92.00	\$ 99.40	\$ 78.40	\$107.00	\$ 88.25	\$ 63.15	\$ 49.80
Akron, Ohio (via B & O)	Los Angeles	183.51	143.59	183.51	143.59	179.06	134.79	170.85	128.19	151.06	117.69	147.75	110.14	145.20	114.40	143.80	103.70	151.06	101.67	124.01	81.09
Albany, N. Y.	Los Angeles	255.72	180.27	255.72	180.27	251.27	171.47	243.07	184.87	223.27	154.37	197.97	146.82	223.80	152.20	204.55	137.05	223.27	154.37	188.22	121.77
Atlanta, Ga. (via Chicago)	Los Angeles	163.55	137.60	163.55	137.60	163.55	137.15	166.60	129.75	153.20	119.15	145.90	112.50	161.90	126.60	150.10	113.75	153.20	119.15	108.75	84.80
Atlanta, Ga. (via St. Louis)	Los Angeles	162.30	137.25	162.30	137.25	162.30	137.15	166.60	129.75	153.20	119.15	145.90	112.50	161.90	126.60	150.10	113.75	153.20	119.15	108.75	84.80
Atlanta, Ga. (via Kansas City)	Los Angeles	161.00	120.30	161.00	120.30	161.00	120.30	166.60	129.75	153.20	119.15	131.90	101.10	161.90	126.60	149.20	106.70	153.20	119.15	108.75	84.80
Baltimore, Md. (via B & O)	Los Angeles	238.25	172.61	238.25	172.61	233.80	163.81	225.60	167.21	205.80	146.71	202.50	139.16	204.65	143.30	185.40	128.15	205.80	146.71	167.16	111.98
Baltimore, Md. (via PennaRR)	Los Angeles	248.13	176.04	248.13	176.04	243.68	167.24	235.48	160.64	215.68	150.14	218.38	146.58	197.65	133.20	204.55	137.05	223.27	154.37	188.22	121.77
Birmingham, N. Y.	Los Angeles	226.46	164.93	226.46	164.93	222.01	158.13	213.81	149.53	194.01	131.48	197.20	138.25	177.95	123.10	194.01	139.03	158.96	106.43	108.75	84.80
Birmingham, Ala. (via Chicago)	Los Angeles	163.55	132.30	163.55	132.30	163.55	129.65	153.90	121.50	140.50	110.95	133.15	105.00	149.20	117.50	137.40	106.90	140.50	110.95	96.00	75.70
Birmingham, Ala. (via St. Louis)	Los Angeles	149.60	128.15	149.60	128.15	149.60	128.15	153.90	121.50	140.50	110.95	133.15	105.00	149.20	117.50	137.40	106.90	140.50	110.95	96.00	75.70
Birmingham, Ala. (via Kansas City)	Los Angeles	149.60	128.15	149.60	128.15	149.60	128.15	153.90	121.50	140.50	110.95	133.15	105.00	149.20	117.50	137.40	106.90	140.50	110.95	96.00	75.70
Boston, Mass. (via Albany)	Los Angeles	286.12	199.50	286.12	199.50	281.67	198.70	237.47	184.10	253.67	173.60	250.37	166.05	251.44	169.66	253.67	173.60	253.67	173.60	218.62	141.00
Buffalo, N. Y. (via NYC)	Los Angeles	214.97	157.67	214.97	157.67	210.52	149.70	202.32	142.27	192.52	151.77	179.22	124.22	186.75	131.65	167.50	116.50	182.52	131.77	147.47	99.17
Buffalo, N. Y. (via Nickel Plate)	Los Angeles	204.68	153.54	204.68	153.54	200.23	144.74	192.03	138.14	172.23	127.64	168.93	120.09	177.40	127.90	158.15	112.75	172.23	127.64	137.18	95.04
Canton, Ohio	Los Angeles	193.74	147.49	193.74	147.49	189.29	138.69	181.09	132.09	161.29	121.59	157.99	114.04	167.45	122.40	148.20	107.25	161.29	121.59	126.24	88.99
Charleston, W. Va.	Los Angeles	196.00	146.70	196.00	146.70	193.65	139.45	184.35	132.05	169.05	121.45	162.35	114.80	180.68	129.25	161.43	114.82	180.68	129.25	127.80	87.70
Charlotte, N. C. (via Chicago or St. Louis)	Los Angeles	182.20	161.45	182.20	161.45	182.20	147.60	187.50	120.20	169.60	121.20	166.00	122.95	181.80	138.05	165.50	124.20	169.60	121.20	128.60	95.75
Chattanooga, Tenn. (via Chicago)	Los Angeles	163.55	132.30	163.55	132.30	163.55	129.70	158.10	122.30	144.60	111.70	136.10	105.05	155.35	120.15	140.50	106.30	144.60	111.70	101.55	77.90
Chattanooga, Tenn. (via St. Louis)	Los Angeles	156.05	131.40	156.05	131.40	156.05	129.70	158.10	122.30	144.60	111.70	136.10	105.05	155.35	120.15	140.50	106.30	144.60	111.70	101.55	77.90
Chicago, Ill.	Los Angeles	139.45	115.15	139.45	115.15	139.00	106.30	126.80	99.75	107.00	89.25	103.70	81.70	118.10	93.00	98.85	77.85	107.00	89.25	71.95	56.65
Cincinnati, Ohio (via NYC or Penna)	Los Angeles	183.05	140.38	183.05	140.38	179.75	133.13	171.40	125.73	151.75	115.13	148.45	108.48	158.20	117.65	139.55	102.50	151.75	115.13	114.85	81.38
Cincinnati, Ohio (via NYC)	Los Angeles	189.94	145.73	189.94	145.73	185.49	136.93	177.29	130.33	157.49	119.83	154.19	112.28	164.00	120.80	144.75	105.65	157.49	119.83	122.44	87.23
Cleveland, Ohio (via Nickel Plate)	Los Angeles	182.79	142.65	182.79	142.65	178.34	133.85	172.19	127.25	150.34	116.75	147.04	109.20	157.50	118.00	138.25	102.85	150.34	116.75	115.29	84.15
Columbus, Ohio (via Penna)	Los Angeles	186.31	143.70	186.31	143.70	181.86	134.90	173.66	128.30	153.86	117.80	150.56	110.25	160.70	118.95	141.45	103.80	153.86	117.80	118.81	85.20
Columbia, S. C. (via Chicago)	Los Angeles	181.80	150.55	181.80	150.55	181.80	148.65	196.10	141.25	172.70	131.25	165.70	124.00	181.40	139.90	169.60	125.25	172.70	131.25	128.20	96.85
Columbia, S. C. (via St. Louis)	Los Angeles	121.55	101.30	121.55	101.30	121.55	96.10	126.60	99.55	119.80	98.50	90.80	71.55	110.00	86.60	110.40	87.00	112.40	88.60	58.00	45.75
Dallas, Tex. (via Kansas City)	Los Angeles	101.95	87.80	101.95	87.80	101.95	87.80	126.60	99.55	119.80	98.50	90.80	71.55	110.00	86.60	110.40	87.00	112.40	88.60	58.00	45.75
Dallas, Tex. (via Denver)	Los Angeles	101.95	87.80	101.95	87.80	101.95	87.80	126.60	99.55	119.80	98.50	90.80	71.55	110.00	86.60	110.40	87.00	112.40	88.60	58.00	45.75
Davenport, Iowa	Los Angeles	132.55	112.05	132.55	112.05	124.45	98.30	120.95	99.75	106.40	89.25	91.00	71.80	113.60	89.45	94.35	74.00	106.40	89.45	63.00	49.60
Dayton, Ohio (via PennaRR)	Los Angeles	179.55	140.12	179.55	140.12	175.10	131.32	166.90	124.72	147.10	111.22	143.80	109.65	186.65	115.75	135.30	100.55	147.10	114.22	112.05	81.62
Decatur, Ill. (via Chicago)	Los Angeles	139.45	115.15	139.45	115.15	139.45	106.35	126.80	99.75	107.00	89.25	103.70	81.70	118.10	93.00	98.85	77.85	107.00	89.25	71.75	56.65
Decatur, Ill. (via St. Louis)	Los Angeles	133.45	115.15	133.45	115.15	132.00	106.35	126.80	99.75	107.00	89.25	103.70	81.70	118.10	93.00	98.85	77.85	107.00	89.25	71.75	56.65
Denver, Colo.	Los Angeles	88.95	76.25	88.95	76.25	72.25	56.90	97.05	76.70	97.05	76.70	67.00	58.00	62.00	47.35	56.10	44.15	58.15	45.80
Des Moines, Iowa	Los Angeles	123.10	104.25	123.10	104.25	110.85	88.75	112.80	99.75	99.40	85.65	78.85	62.30	102.50	80.80	83.25	65.65	96.50	76.10	47.00	37.10
Detroit, Mich. (via GT)	Los Angeles	173.44	139.90	173.44	139.90	168.99	131.10	160.79	124.50	140.99	114.00	137.69	106.45	149.00	115.50	129.75	100.35	140.99	114.00	105.94	81.40
Detroit, Mich. (via Wab.)	Los Angeles	173.44	139.90	173.44	139.90	168.99	131.10	160.79	124.50	140.99	114.00	137.69	106.45	149.00	115.50	129.75	100.35	140.99	114.00	105.94	81.40
Detroit, Mich. (via NYC)	Los Angeles	182.13	141.44	182.13	141.44	177.68	132.64	169.46	126.04	143.68	116.08	146.08	107.99	156.90	116.90	137.65	101.75	149.68	115.54	114.63	82.94
Erie, Pa. (via Nickel Plate)	Los Angeles	194.01	148.43	194.01	148.43	189.56	139.63	181.36	133.03	161.56	122.53	158.26	114.98	167.70	123.25	148.45	108.10	161.56	122.53	126.51	89.93
Erie, Pa. (via NYC)	Los Angeles	203.20	152.06	203.20	152.06	198.75	143.26	190.55	136.66	170.75	128.16	167.45	118.61	176.05	126.55	156.80	111.40	170.75	126.16	135.70	93.56
Evansville, Ind. (via Chicago)	Los Angeles	163.55	132.30	163.55	132.30	159.10	119.30	150.50	116.90	131.10	106.40	127.80	94.65	142.20	110.15	122.95	95.00	131.10	106.40	96.00	73.80
Evansville, Ind. (via St. Louis)	Los Angeles	145.30	119.05	145.30	119.05	142.95	111.80	133.65	104.20	120.15	93.80	111.65	87.15	130.90	102.25	116.05	88.40	120.15	89.75	77.05	60.00
Flint, Mich.	Los Angeles	171.96	139.08	171.96	139.08	167.51	130.28	159.31	123.68	139.51	113.18	136.21	105.63	147.65	114.75	128.40	99.60	139.51	113.18	104.46	80.58
Fort Wayne, Ind. (via Nickel Plate)	Los Angeles	159.39	128.21	159.39	128.21	154.94	119.41	146.74	112.81	126.94	102.31	123.64	94.76	138.22	104.88	116.97	89.63	126.94	102.31	91.89	69.71
Fort Wayne, Ind. (via PennaRR)	Los Angeles	161.79	129.37	161.79	129.37	157.34	120.57	149.14	113.97	129.34											

FROM	CLASS	Los Angeles, Calif.		San Francisco, Calif.		Las Vegas, Nev.		Portland, Ore.; Tacoma, Wash.; Seattle, Wash.		Spokane, Walla Walla, Lewiston, Ida.		Salt Lake City, Utah		Cedar City, Utah		Yellowstone Park Ashton-Victor, Idaho		Sun Valley, Ida. Ketchum, Idaho		Denver, Colo.	
		FIRST	COACH	FIRST	COACH	FIRST	COACH	FIRST	COACH	FIRST	COACH	FIRST	COACH	FIRST	COACH	FIRST	COACH	FIRST	COACH	FIRST	COACH
Madison, Wisc. (via Chicago).....	\$139.45	\$115.15	\$139.45	\$115.15	\$138.35	\$109.05	\$126.80	\$99.75	\$107.00	\$89.25	\$107.00	\$84.40	\$118.10	\$93.00	\$98.85	\$77.85	\$107.00	\$89.25	\$72.75	\$57.35	\$43.95
Marion, Iowa (via Omaha).....	131.80	111.30	131.80	111.30	121.40	95.65	118.50	99.75	105.05	89.25	90.10	71.00	111.25	87.65	92.00	72.50	104.60	82.40	55.75	43.95	72.10
Memphis, Tenn. (via Chicago).....	155.50	128.60	155.50	128.60	154.45	121.65	136.65	107.55	123.15	97.00	123.15	97.00	145.50	111.15	119.75	94.45	123.15	97.00	92.00	78.40	61.75
Memphis, Tenn. (via St. Louis).....	142.75	118.05	142.75	118.05	142.75	115.70	136.65	107.55	123.15	97.00	115.85	91.05	131.55	105.95	119.75	94.45	123.15	97.00	78.40	61.75	78.40
Memphis, Tenn. (via Kansas City).....	131.95	114.20	131.95	114.20	131.95	114.20	136.65	107.55	123.15	97.00	115.85	91.05	130.20	93.00	119.75	94.45	123.15	97.00	78.40	61.75	78.40
Miami, Fla.	205.70	167.00	205.70	167.00	205.70	167.00	215.55	165.55	202.15	155.00	194.80	149.05	205.30	159.10	199.00	150.90	202.15	155.00	157.60	119.70	61.30
Milwaukee, Wisc.	139.45	115.15	139.45	115.15	139.45	110.95	126.80	99.75	107.00	89.25	107.00	85.35	118.10	93.00	98.85	77.85	107.00	89.25	77.85	61.30	51.90
Minneapolis, Minn.	136.05	115.15	136.05	115.15	131.50	103.60	\$109.58	\$91.71	99.40	89.25	99.40	79.00	121.35	95.60	*86.33	*68.01	99.40	89.25	65.90	51.90	81.05
Montgomery, Ala. (via Chicago).....	163.55	135.80	163.55	135.80	163.55	135.05	161.45	126.90	148.05	116.35	140.75	110.40	149.20	117.50	144.90	112.25	148.05	116.35	103.40	81.05	81.05
Montgomery, Ala. (via St. Louis).....	149.60	128.15	149.60	128.15	149.60	128.15	161.45	126.90	148.05	116.35	140.75	110.40	149.20	117.50	144.90	112.25	148.05	116.35	103.40	81.05	81.05
Montreal, Quebec.	217.25	178.30	217.25	178.30	212.80	169.50	204.60	162.90	184.80	152.40	181.50	144.85	195.90	156.15	176.65	141.00	184.80	152.40	152.84	122.37	73.80
Nashville, Tenn. (via Chicago).....	163.55	132.30	163.55	132.30	159.10	121.35	150.90	116.90	132.85	103.35	127.80	95.70	143.60	111.80	128.75	97.95	132.85	103.35	98.00	73.80	69.55
Nashville, Tenn. (via St. Louis).....	149.60	128.15	149.60	128.15	149.60	121.35	146.35	113.95	132.85	103.35	124.35	96.70	143.60	111.80	128.75	97.95	132.85	103.35	98.00	73.80	69.55
New Haven, Conn.	271.32	189.99	271.32	189.99	266.87	181.19	258.67	174.59	238.87	164.09	235.57	156.54	237.98	161.04	218.73	145.89	238.87	164.09	203.82	131.49	81.05
New Orleans, La. (via Chicago).....	163.55	135.80	163.55	135.80	163.55	135.15	164.00	126.90	148.05	116.35	140.75	110.40	149.20	117.50	144.90	112.25	148.05	116.35	103.40	81.05	81.05
New Orleans, La. (via St. Louis).....	163.55	135.80	163.55	135.80	163.55	135.15	164.00	126.90	148.05	116.35	140.75	110.40	149.20	117.50	144.90	112.25	148.05	116.35	103.40	81.05	81.05
New Orleans, La. (via St. Louis).....	159.40	135.80	159.40	135.80	159.40	126.30	154.00	121.05	140.55	110.50	128.30	101.65	159.00	125.15	140.55	110.50	140.55	110.50	93.95	74.70	74.70
New Orleans, La. (via Kansas City).....	131.95	114.20	131.95	114.20	131.95	110.60	154.00	120.95	140.55	110.50	128.30	101.65	159.00	125.15	140.55	110.50	140.55	110.50	93.95	74.70	74.70
New York, N. Y. (via NYC or PennaRR).....	267.55	186.93	267.55	186.93	263.10	178.13	254.90	171.53	235.10	161.03	231.80	153.48	234.55	158.25	215.30	143.10	235.10	161.03	200.05	128.43	81.05
New York, N. Y. (via E-LRR).....	246.21	176.26	246.21	176.26	241.76	167.46	233.55	160.86	213.78	150.35	210.48	142.81	2215.15	148.55	1195.90	83.40	213.78	150.35	178.71	117.76	117.76
Newark, N. J.	268.34	188.10	268.34	188.10	261.89	177.30	253.63	170.70	233.89	160.20	230.59	152.65	233.45	157.50	214.20	142.35	233.89	160.20	198.84	127.60	127.60
Norfolk, Va.	208.05	169.60	208.05	169.60	208.05	164.70	211.60	157.20	193.45	147.25	193.45	140.05	210.40	151.35	193.45	136.20	193.45	147.25	168.45	115.00	115.00
Oklahoma City, Okla. (via Kansas City).....	121.55	101.40	121.55	101.40	121.55	96.15	118.90	103.40	105.40	91.10	90.80	71.55	110.00	86.60	103.55	81.75	105.40	88.60	58.00	45.75	45.75
Oklahoma City, Okla. (via Denver).....	103.80	89.50	103.80	89.50	103.80	89.50	118.90	94.75	105.40	87.45	83.25	65.55	97.40	76.65	99.55	78.60	104.85	82.65	37.35	29.45	29.45
Omaha, Neb.	113.95	97.25	113.95	97.25	102.95	81.15	112.80	98.80	99.40	85.65	71.70	56.50	90.90	71.55	74.15	58.45	85.15	67.90	37.35	29.45	29.45
Oshkosh, Wisc. (via Chicago).....	139.45	115.15	139.45	115.15	139.45	113.65	126.80	99.75	107.00	89.25	107.00	89.00	121.75	95.95	102.50	80.80	107.00	89.25	78.60	61.95	61.95
Peoria, Ill.	136.65	113.95	136.65	113.95	127.65	100.65	124.40	99.75	107.00	89.25	96.40	76.00	118.10	93.00	98.85	77.85	107.00	89.25	64.55	50.85	50.85
Perry, Iowa (via Omaha).....	122.45	104.00	122.45	104.00	112.00	88.30	112.80	99.75	99.40	85.65	80.75	63.70	101.90	80.35	82.65	65.20	95.25	75.10	46.40	36.60	36.60
Philadelphia, Pa. (via PennaRR).....	255.23	180.05	255.23	180.05	250.78	171.25	242.58	164.65	222.78	154.15	219.48	146.60	223.35	152.00	204.10	136.85	222.78	154.15	187.73	121.55	121.55
Pittsburgh, Pa. (via B & O).....	197.97	150.24	197.97	150.24	193.52	141.44	185.32	134.84	165.52	124.34	162.22	116.79	171.30	124.90	152.05	109.75	165.52	124.34	130.47	91.74	91.74
Pittsburgh, Pa. (via PennaRR).....	207.22	153.87	207.22	153.87	202.87	145.07	194.37	138.47	174.87	127.97	171.57	120.42	179.80	128.20	160.65	113.05	174.87	127.97	139.82	95.77	95.77
Richmond, Va.	205.00	167.45	205.00	167.45	205.00	162.71	209.35	155.05	190.40	145.10	190.40	138.06	207.35	149.36	190.40	134.21	190.40	145.10	165.40	111.55	111.55
Roanoke, Va.	192.86	156.67	192.86	156.67	192.86	153.55	200.05	146.15	180.65	135.65	180.65	128.90	180.65	135.65	151.00	101.80	101.80
Rochester, N. Y.	224.43	162.73	224.43	162.73	219.98	153.93	211.78	147.33	191.98	136.83	188.68	129.28	195.35	136.25	176.10	121.10	191.98	136.83	156.93	104.23	104.23
Rockford, Ill. (via Chicago).....	139.45	115.15	139.45	115.15	139.45	113.10	126.80	99.75	107.00	89.25	107.00	88.50	107.00	89.25	77.90	61.40	61.40
Rock Island, Ill. (via Omaha).....	132.55	112.05	132.55	112.05	124.60	98.40	122.05	99.75	106.40	89.25	91.80	72.30	113.60	89.45	94.35	74.30	106.40	89.25	60.00	47.25	47.25
St. Joseph, Mo. (via Omaha).....	113.95	97.25	113.95	97.25	109.90	86.60	112.80	99.75	99.40	87.45	78.65	62.00	97.85	77.10	81.20	64.05	95.65	75.40	44.40	35.00	35.00
St. Joseph, Mo. (via Kansas City).....	113.95	97.25	113.95	97.25	112.80	99.75	99.40	87.45	101.45	79.85	85.70	67.65
St. Louis, Mo.	131.95	109.30	131.95	109.30	129.55	102.30	120.30	99.75	106.80	89.25	98.30	77.40	117.55	92.50	102.70	78.65	106.80	89.25	63.75	50.30	50.30
St. Paul, Minn.	136.05	115.15	136.05	115.15	130.80	105.05	*109.58	*81.71	99.40	89.25	99.50	78.40	120.60	95.05	*86.33	*68.03	99.40	89.25	65.15	51.35	51.35
Salt Lake City, Utah.	*54.15	*42.70	65.55	51.65	31.30	24.65	*62.25	*49.05	62.70	49.40	19.25	15.15	22.15	17.50	24.20	19.05	41.00	32.30	32.30
San Antonio, Tex. (via Kansas City).....	121.55	101.30	121.55	101.30	121.55	101.30	132.65	104.30	132.65	104.30	108.00	85.05	121.55	100.10	127.60	100.60	129.60	102.10	75.20	59.25	59.25
San Antonio, Tex. (via Denver).....	103.90	87.80	116.95	96.35	103.90	87.80	132.65	104.30	132.65	104.30	108.00	85.05	106.25	90.15	127.60	100.60	129.60	102.10
Savanna, Ill. (via Omaha).....	138.35	115.15	138.35	115.15	127.95	100.80	125.10	99.75	107.00	89.25	96.70	76.20	111.60	87.90	92.35	72.75	107.00	87.60	62.35	49.10	49.10
Savannah, Ga. (via Chicago).....	180.65	151.10	180.65	151.10	180.65	151.10	188.05	145.05	174.65	134.45	167.35	127.80	180.25	139.85	171.50	129.05	174.65	134.45	130.15	100.05	100.05
Savannah, Ga. (via St. Louis).....	180.65																				

PULLMAN SLEEPING CAR RATES

These fares compiled from current Tariffs as of April 1, 1963 for information only. Not to be used for selling purposes. Subject to change without notice. See Page 41 for Rates for Upper Berths, Drawing Rooms, Compartments, Bedrooms, Roomettes, etc. Based on Applicable Lower Berth.

Table with columns for Salt Lake City, Denver, St. Louis, Kansas City, Co. Bluffs Omaha, Chicago, BETWEEN, AND, Los Angeles, San Francisco, Las Vegas, Portland, Seattle Tacoma, Butte. Rows list various routes and rates.

Lower Standard Pullman Berth Rate between Pocatello, Idaho and Ashton, Idaho, \$5.80.

Bedroom Rates: Bedrooms are available on most Union Pacific trains. See equipment pages 6 to 15 inclusive. A Double bedroom contains one lower and one upper berth.

EXCLUSIVE SPACE OCCUPANCY BY ONE PERSON: One and one-fourth rail tickets required for exclusive use of drawing-room; two adult rail tickets required for two bedrooms en suite or one bedroom and one compartment en suite. Pullman space charges additional.

HOLDERS OF FAMILY PLAN TICKETS: From June 1 to September 15, each year, Family Plan tickets used in Two Bedrooms En Suite; Two Bedrooms not En Suite; Two Compartments; or Bedroom and Compartment Combination between points on Union Pacific Railroad; also on through trains operated jointly with the CMStP&P or Wabash Railroads, will be counted as follows in meeting these minimum ticket requirements: Head of Family will be counted as One Adult Ticket; Additional passengers 12 years and older will be counted as One-Half (1/2) Adult Ticket Each; Additional passengers 5 and under 12 years will be counted as One-Fourth (1/4) Adult Ticket Each.

♦ These fares not to be applied to table on page 41. See table below.

* Made combination of fares.

(A) Via Salt Lake City, Green River or Brigham City and Pocatello.

(B) From Tacoma, lower standard berth, \$9.95.

(C) Via Southern Pacific Company and Portland. From Tacoma lower standard berth, \$11.00.

(F) Via Southern Pacific Company and Portland. From Tacoma, lower standard berth, \$10.60.

(G) Via Los Angeles. (H) Via Southern Pacific Company and Portland.

(K) From Tacoma, lower standard berth, \$12.55.

(L) Via Southern Pacific Company.

(M) From Tacoma, lower standard berth, \$10.20.

(N) From Tacoma, lower standard berth, \$5.80.

(P) Via Direct Lines. (Q) From Tacoma, lower standard berth \$8.70.

(R) Via Brigham City, via Green River \$13.25.

• Berth rates to and from Cheyenne, Denver and west apply via Omaha or via Kansas City.

⊗ Rates effective and service available during Parks Summer Season ONLY

♦ Table of rates for various accommodations in Standard Pullman Sleeping Cars—Where Table on Page 41 not applicable.

Table with columns for Where Lower Berth Rate is, Upper Berth Rate is, Roomette for one Person is, Duplex Single Room for one Person is, Bedroom for one Person is, Bedroom for two or more Persons is, Bed Room Suite for two or more Persons is, Compartment for one Person is, Compartment for two or more Persons is, Drawing Room for one Person is, Drawing Room for two or more Persons is. Rows list rates for various accommodations.

Table of Rates for Various Accommodations in Standard Pullman Sleeping Cars Effective April 1, 1963

Table with columns for Where Lower Berth Rate is, Upper Berth Rate is, Roomette for one Person is, Rmtte. Suite for two or more persons is, Bed Room for one Person is, Bed Room for two or more Persons is, Bed R'm Suite for two or more Persons is, Com-partm't for one Person is, Com-partm't for two or more Persons is, Drawing Room for one Person is, Drawing Room for two or more Persons is. Rows list rates for various accommodations.

PULLMAN SEAT RATES

For Day Travel Between Various Cities and to Western Park Gateways

Table listing seat rates for various routes: Boise - Pocatello, Denver - Laramie, Denver - North Platte, Las Vegas - Los Angeles, Lund - Las Vegas, Ogden - Salt Lake City, Portland - Tacoma, Portland - Seattle, Portland - Pendleton, Salt Lake City - Pocatello, Shoshone - Pocatello.

Do You Know About Our Prepaid Ticket Order Plan?

• We have a plan whereby you may purchase, at your railroad station, an order for railroad service, to be used by a member of your family, or any other person you may designate, at some distant station.

• This service offers a particularly safe and convenient way of providing tickets and other railroad service to students returning home at holiday and vacation time.

• These prepaid orders may include railroad tickets, sleeping and parlor car tickets, and cash for meals and other incidentals. Your railroad agent will handle them for you—by telegraph if necessary—and they will be delivered without service charge to any person you may specify, in the United States or Canada.

UNION PACIFIC RAILROAD

UNION PACIFIC RAILROAD
PASSENGER and FREIGHT SERVICE OFFICES

Traveler? Shipper? Our sales representatives, listed below, will gladly assist you. Service is our most important Product!

ABERDEEN, WASH.—3 U. P. Station, K and River Sts.—Phone Lennox 2-6995
ARMON D. TAYLOR. General Traffic Agent
ALHAMBRA, CALIF.—City Trk. Office, 51 S. Garfield Ave.—Phone ATlanet 18763
H. L. CAMPBELL. (or Phone Cumberland 32624). Ticket Agent
ATLANTA 3, GA.—705 Fulton Nat'l Bank Bldg., 55 Marietta St., N. W.—
JOHN D. GLOVER. (Phone Jackson 4-6881). General Traffic Agent
J. R. TURNER. (Tampa). Traffic Agent
BEND, ORE.—1054 Bond St.—Phone Evergreen 2-1901
C. W. REXROAD. General Traffic Agent
BEVERLY HILLS, CALIF.—251 No. Beverly Drive—Phone CRestview 1-7167
HAROLD FRIEDMAN. (or Phone Brookshaw 2-1633). Traffic Agent
W. T. WORTHINGTON. City Ticket Agent
BIRMINGHAM 3, ALA.—701 Brown-Marx Building—Phone 251-7163
SAMUEL H. HENRY. General Traffic Agent
BOISE, IDAHO—City Ticket Office, Idaho Bldg., 212 No. 8th St.—Phone 343-6466
A. H. GENGE. Traffic Manager
D. F. ALVORD. General Traffic Agent
W. J. HYNES. Special Representative
S. A. GRAYSON. Assistant Special Representative
C. S. SHARP. City Passenger and Ticket Agent
BOSTON 3, MASS.—208 Old South Bldg., 294 Washington St.—
C. A. MORRIS. (Phone Hubbard 2-6382). General Traffic Agent
BREMERTON, WASH.—Consolidated Ticket Office, 228 First St.—Phone Essex 3-1401
A. G. READ. Ticket Agent
BUTTE, MONT.—609 Metals Bank Bldg., 8 West Park Street—Phone 792-2389
EVAN H. LYMAN. General Traffic Agent
CALGARY, ALTA.—Room 717 Lancaster Bldg., 2nd St. & 8th Ave. West
A. MCKERRON. (Phone 262-3926). General Traffic Agent
CEDAR CITY, UTAH—Union Pacific Station—Phone JUniper 6-8211
F. R. GAINES. Agent
CHEYENNE, WYO.—Union Pacific Pas. Station, 121 West 15th St. Phone 634-4421
C. E. ASTLER. Special Representative
F. H. GILROY. General Traffic Agent
W. A. BROWN. City Passenger and Ticket Agent
CHICAGO 3, ILL.—11 South LaSalle Street at Madison—
W. V. LAYMAN. Traffic Manager
E. I. ERICSON. (Randolph 6-0141). Assistant Traffic Manager
H. G. GRAUPNER. General Freight Agent
T. E. TANN. General Traffic Agent
J. R. HENDERSON. Foreign Freight Traffic Manager
CHICAGO 3, ILL.—City Ticket Office, One So. LaSalle St.—(Phone RANDolph 6-0141)
For Passenger Information Call RANDolph 6-0141
For Passenger Reservation, Call 782-1520
A. J. WHITE. General Passenger Agent
J. W. WILLARD. City Ticket Agent
MISS MARIAN A. MCKINNEY. Women's Travel Department
CHICAGO 3, ILL.—One So. LaSalle St.—Phone RANDolph 6-0141
W. J. FORAL. Manager, Department of Tours
CINCINNATI 2, OHIO—303 Dixie Term. Bldg., 4th & Walnut Sts.—Phone MAtin 1-0144
E. W. MAU. General Traffic Agent
W. T. NIELSEN. (Columbus). Traffic Agent
O. H. TEDDICK. (Louisville). Traffic Agent
CLEVELAND 13, OHIO—1407 Terminal Tower, 60 Public Square—
D. P. DRISCOLL. (Phone MAtin 1-3070). General Traffic Agent
G. W. NESTER. (Buffalo). Traffic Agent
R. J. GOURLY. (Findlay). Traffic Agent
DALLAS 1, TEXAS—2108 Mercantile Bank Bldg.—Phone RIVERside 1-3915
M. A. ARNOLD. General Traffic Agent
ERNICE STOVALL, JR. (Houston). Traffic Agent
DENVER 2, COLO.—City Ticket Office, 535 17th Street—Phone KEystone 4-4141
Wm. JAMES. Traffic Manager
W. H. WHALEN. General Freight and Passenger Agent
E. R. A. SIEMERS. General Traffic Agent
L. C. CLEAVENGER. City Ticket Agent
J. F. LEMMEL. Depot Passenger Agent
For Passenger Information or Reservation, Call Tabor 5-3211
DES MOINES 9, IOWA—407 Equitable Bldg., 6th & Locust Sts.—
W. W. MCKEE. (Phone CHerry 3-0683). General Traffic Agent
DETROIT 26, MICH.—612 Book Bldg., 1249 Washington Blvd.—
J. M. ADAMS. Traffic Manager
F. O. KANSORKA. (Woodward 1-7794). General Traffic Agent
R. L. CLARK. District Traffic Agent
J. K. SHERIDAN. District Traffic Agent
G. A. NESTOR. (Grand Rapids). Traffic Agent
A. J. BRAMAN. (Lansing). Traffic Agent
H. E. JOHNSON. (Toledo). Traffic Agent
EAST LOS ANGELES, CALIF.—5454 Ferguson Drive—Phone RAYmond 3-5821
J. J. WALKER. Ticket Agent
EUGENE, ORE.—Suite 21, Cascade Bldg., 163 East 12th Avenue
J. E. ATHERTON. (Phone DIamond 5-8461). General Traffic Agent
FRESNO 1, CALIF.—207 Rowell Bldg., Tulare St. & Van Ness Ave.—
H. G. PELLETIER. (Phone Alhambra 4-6671). General Traffic Agent
W. E. MCTIGHE. (Bakersfield). Traffic Agent
GERING, NEBR.—Union Pacific Station—Phone 436-2415
F. M. PURNELL. General Traffic Agent
GLENDALE 3, CALIF.—City Ticket Office, 406 North Brand Boulevard—
E. ARNOLD SMITH. (Phone Citrus 1-2174 or CHapman 5-1370)
W. P. HISERODT. City Ticket Agent
HOLLYWOOD 28, CALIF.—City Ticket Office, 6702 Hollywood Blvd.—
W. F. BROWN. (Phone HOLLYwood 4-0221). General Traffic Agent
J. A. JANSEN. (HOLLYwood 4-0221). City Ticket Agent
HUNTINGTON PARK, CALIF.—City Ticket Office, 7002 Pacific Blvd.—
M. F. LOGUE. (Phone Utlow 8-9281). Traffic Agent

KANSAS CITY 6, MO.—200 Waldheim Bldg., 6 East Eleventh St.—Phone MAtin 1-3030
S. REINHARDT. Traffic Manager
R. C. DARGY. General Freight and Passenger Agent
City Ticket Office—2 East Eleventh Street—Phone MAtin 1-3030
HARRY M. BACK. General Traffic Agent
C. T. CLARK. (Hays). City Ticket Agent
R. E. MEAD. (Hays). Traffic Agent
D. V. MARTIN. (Manhattan). Traffic Agent
R. JOHANSEN. Depot Passenger Agent
Kansas City Kans., Union City Ticket Office, Town House Hotel, 7th & State Sts.
A. B. NOWELL. (Phone ATwater 1-1550). City Ticket Agent
LAS VEGAS, NEV.—Union Pacific Station—Phone DUDley 4-9000
W. R. NEUSTROM. General Traffic Agent
L. M. LAYNE. District Traffic Agent
P. D. BOTSFOED. Ticket Agent
LEWISTON, IDAHO—Room 7, Union Depot—Phone SH 3-4121
J. L. REEVES. General Traffic Agent
LINCOLN 3, NEBR.—City Ticket Office, 224 So. 13th St.—Phone HEMlock 7-9517
J. A. CUNNINGHAM. General Traffic Agent
LONG BEACH 2, CALIF.—City Ticket Office, 221 Long Beach Blvd.—
R. W. CONNELL. (Phone HEMlock 7-9331). General Traffic Agent
W. A. MANZ. City Ticket Agent
LONGVIEW, WASH.—Ticket Office, 1453 Broadway Phone HAmilton 3-9210
B. H. PAST. Ticket Agent
LOS ANGELES 14, CALIF.—Union Pacific Bldg., 422 W. 6th Street—
J. W. PADDEN. Traffic Manager
F. L. MOWGAT. (Madison 7-9211). Assistant Traffic Manager
J. D. MALLOY. General Freight Agent
H. J. BURING. General Freight Agent
N. E. LUTHE. General Passenger Agent
C. F. HALLSMAN. Assistant General Passenger Agent
G. M. ROLAND. District Baggage Agent
City Ticket Office—Union Pacific Bldg., 434 W. 6th Street—Phone MAtin 7-9211
E. MASON. (Phone MAtin 7-9211). City Ticket Agent
Union Pacific Building—608 So. Olive Street—Phone MAtin 7-9211
R. H. LUND. General Agent, Passenger Department
610 So. Olive Street—Phone MAtin 7-9211
H. J. DeLACY. General Agent, Freight Department
For Passenger Information or Reservation, Call MAtin 9-1381
Union Passenger Station—
E. D. CHAMBERLAIN. (Phone MAtin 9-1381). Depot Ticket Agent
K. R. MEEK. (Phone MAtin 9-1381). Depot Passenger Agent
T. J. GILGOLY. (Phone MAtin 9-1381). Depot Passenger Agent
MEDFORD, ORE.—1307 West Main St. Phone 773-5388
L. J. ZIESMER. General Traffic Agent
MEMPHIS 3, TENN.—1137 Sterick Bldg., 8 No. Third St.—Phone JACKson 5-2419
G. E. ROTHROCK. General Traffic Agent
D. J. NELSON. (No. Little Rock, Ark.). Traffic Agent
MILWAUKEE 3, WIS.—902 Majestic Bldg., 231 W. Wisconsin Ave.—
J. G. DUGGAN. (Phone BROADway 1-7835). General Traffic Agent
F. H. SCHMIDT. (Appleton). Traffic Agent
MINNEAPOLIS 2, MINN.—890 Northwestern Bank Bldg., 626 Marquette Ave.—
C. A. RICHARDS. (Federal 2-2451). General Traffic Agent
NEW ORLEANS 12, LA.—504 National Bank of Comm. Bldg., 210 Baronne St.—
D. V. RICKSON. (Phone JACKson 2-2274). General Traffic Agent
NEW YORK 20, N. Y.—626 Fifth Ave., Suite 350, Rockefeller Center—
T. L. VOGEL. (Phone Circle 6-4900). Traffic Manager
H. F. BREVORT. (Phone Circle 6-4905). Assistant Traffic Manager
L. J. MCKERNAN. (Phone Circle 6-4900). General Traffic Agent
EDWARD MACKAY, JR. (Phone Circle 6-4900). District Traffic Agent
E. R. VAN DOREN. District Traffic Agent
W. E. GODDARD. Passenger and Ticket Agent
V. J. DISTLER. (Syracuse). Traffic Agent
OAKLAND 12, CALIF.—214 Central Building, 436 14th St.—
H. C. DUNFEE. (Phone GLEncourt 1-8578). General Traffic Agent
OGDEN, UTAH—Rm. 100 Union Station, 25th St. & Wall Ave. Phone EXport 4-5533
H. O. MCINTYRE. General Traffic Agent
T. L. CARRICK. Depot Passenger Agent
OMAHA 2, NEBR.—Union Pacific Building, 1416 Dodge St.—Phone 342-5322
A. G. HILKER. Passenger Traffic Manager
G. ANDERSON. Assistant Passenger Traffic Manager
R. B. JOHNSON. Assistant Passenger Traffic Manager
G. I. GILES. General Passenger Agent
C. E. DUFF. Manager Mail, Baggage and Express Traffic
A. B. TAYLOR. Traffic Manager
J. W. JARVIS. Supervisor, Livestock and Agriculture
City Ticket Office—Corner 15th & Dodge Streets—Phone 342-5322
R. A. FORAL. General Traffic Agent
R. S. FARLEY. District Traffic Agent
W. W. NEILL. City Ticket Agent
H. A. HORNER. (Kearney). Traffic Agent
J. D. MARTIN. (Grand Island). Traffic Agent
D. ARMSTRONG. Depot Passenger Agent
PASADENA, CALIF.—Un. Pac. Station, 205 W. Colorado Blvd.—Ph. SYcamore 2-4107
H. G. BARTLETT. General Traffic Agent
F. R. LEFFINGWELL. City Ticket Agent
PHILADELPHIA 2, PA.—904 Girard Trust Bldg., Broad St. & So. Penn Sq.—
W. D. HARING. (Phone LOCust 3-2170). General Traffic Agent
PITTSBURGH 22, PA.—1419 Oliver Bldg., Smithfield Street and Sixth Avenue—
H. G. LOCKE. (Phone 281-0280). General Traffic Agent
E. W. HARRIS. District Traffic Agent

POCATELLO, IDAHO—Union Pacific Passenger Station—Phone CE2-4450
R. A. ANDERSON. General Traffic Agent
J. J. JOHNSON. (Idaho Falls). Traffic Agent
R. B. WRIGHT. (Twin Falls). Traffic Agent
POMONA, CALIF.—Union Pacific Passenger Station—Phone NAtional 2-5661
G. J. CROSS. Traffic Agent
PORTLAND 5, ORE.—751 Pittcock Block—Phone CAptiv 7-7771
G. A. BROWN. Traffic Manager
W. V. KEENE. Assistant Traffic Manager
C. H. SALTMARSH. General Passenger Agent
P. A. COLE. Assistant General Passenger Agent
ROBERT W. GILL. Assistant Freight Traffic Manager (Rates)
R. D. TOOMEY. General Agent, Freight Department
L. A. NEASE. District Baggage Agent
City Ticket Office—701 S. W. Washington Street—Phone CAptiv 7-7771
W. S. RUSH. General Agent, Passenger Department
H. C. WEDDLE. City Ticket Agent
G. R. KAMERZELL. Depot Passenger Agent
RENO, NEV.—501 North Virginia St., Suite 205 Phone FA 3-4881
W. M. CUNNINGHAM. General Traffic Agent
RIVERSIDE, CALIF.—Union Pacific Pass. Station, 7th & Vine Sts.—
J. L. BRECHIN. (Phone OVERland 3-5190). General Traffic Agent
ST. JOSEPH 9, MO.—City Ticket Office—
602 Corby Building—5th and Felix Sts.—Phone ADams 2-5485
L. L. CRAWFORD. General Freight and Passenger Agent
J. W. TURNER. Passenger and Ticket Agent
R. W. ARONSON. (Hastings, Nebr.). Traffic Agent
ST. LOUIS 1, MO.—1223 Ambassador Bldg., 411 North 7th St.—Phone CHEstnut 1-7760
T. W. GURSKY. General Traffic Agent
SACRAMENTO 14, CALIF.—217 Forum Bldg., 1107 Ninth St.—
J. G. JOHNSON. (Phone GILbert 2-1085). General Traffic Agent
A. H. CLARK. (Klamath Falls). District Traffic Agent
SALINA, KANS.—Third and Ash Streets—Phone TAYlor 3-4853
FRANK S. BEDNAR. General Traffic Agent
SALT LAKE CITY 11, UTAH—417 South Main St.—Phone EMpire 5-1644
RHEES FIFE. Traffic Manager
R. T. GRIFFIN. General Freight and Passenger Agent
R. E. HAUTZINGER. General Traffic Agent
M. D. BAER. District Traffic Agent
A. M. WILSON. District Traffic Agent
F. M. YOUNG. (Provo). Traffic Agent
J. G. SERGMILLER. City Ticket Agent
I. O. LINDQUIST. Depot Passenger Agent
For Passenger Information or Reservation, Call DAtis 8-1583
SAN DIEGO 1, CALIF.—City Ticket Office, 320 Broadway—Phone 233-7241
I. V. HELMICK. General Traffic Agent
W. F. MILNER. Ticket Agent
SAN FRANCISCO 5, CALIF.—405 Market Street—Phone GARfield 1-8030
M. H. FOWLER. Traffic Manager
B. P. COSTELLO. Assistant Traffic Manager
F. C. BELL. General Traffic Agent
W. E. KENNEDY. (Santa Rosa). Traffic Agent
City Ticket Office—405 Market Street—Phone GARfield 1-8030
J. A. GOLOBICK. General Freight and Passenger Agent
J. R. NAPTON. City Ticket Agent

SAN JOSE 13, CALIF.—811 Bank of America Bldg., First and Santa Clara Sts.—
H. G. DANNER. (Phone 282-3578). General Traffic Agent
W. H. MCPHERSON. (Salinas). District Traffic Agent
SAN PEDRO, CALIF.—City Ticket Office, 805 So. Pacific Ave.
R. R. POPE. (Phone TRinital 2-7631). General Traffic Agent
R. N. ASBET. City Ticket Agent
SANTA ANA, CALIF.—City Ticket Office, 305 North Main Street—
ERNST G. HAYES. (Phone 642-3979). General Traffic Agent
SANTA MONICA, CALIF.—City Ticket Office, 1228 5th Street—
W. A. CHENEY. (Phone 395-9951). General Traffic Agent
D. E. ANDERSEN. City Ticket Agent
SEATTLE 4, WASH.—204 Union Station, 4th Ave. & Jackson St. Phone MAtin 3-6933
L. G. STAHL. Assistant Traffic Manager
Wm. C. COLLIER. General Agent, Freight Department
SEATTLE 1, WASH.—City Ticket Office—1300 Fourth Avenue at University—
W. H. AHLGRIM. (Phone MAtin 3-6933). General Agent, Passenger Department
SIOUX CITY 1, IOWA—418 Benson Bldg., 705 Douglas St.—Phone 6-5328
L. J. ROACH. General Traffic Agent
SPOKANE 1, WASH.—Union Station, West 430 Trent Avenue—
L. E. DONAHUE. (Phone MAdison 4-4121). General Traffic Agent
STOCKTON 6, CALIF.—206 California Bldg., 11 So. San Joaquin St.—
CARL BIANCHINI. (Phone HOrward 6-3551). General Traffic Agent
L. A. DAY. (Modesto). Traffic Agent
SUN VALLEY, IDAHO—Phone Sun Valley 5311
J. D. SIDLEY. Transportation Agent
TACOMA 2, WASH.—City Ticket Office, 114 South Ninth St.—
F. G. ROTHWELL. (Phone BRoadway 2-2276). General Traffic Agent
TOPEKA, KANS., Freight Station—Phone CENTral 3-138
G. N. WELLS. General Traffic Agent
TORONTO 1, ONT.—Room 1304 National Trust Bldg., 7 King St. E.—East—
J. F. FEATHERSTONE. (Phone EMpire 4-7239). General Traffic Agent
TULSA 3, OKLA.—721 Kennedy Bldg., 321 South Boston St.—Phone LUther 2-8859
L. B. BRADLEY. General Traffic Agent
VANCOUVER, B. C., Room No. 315, Burrard Bldg., 1030 West Georgia St.—
A. G. PROSKURNIAK. (Phone MAdison 3-5561). District Traffic Agent
VICTOR, IDAHO—Union Pacific Station—Phone 521
G. A. SESSIONS. Agent
WALLA WALLA, WASH.—Union Pacific Passenger Station, 13th & West Main Sts.
J. M. LANDAU. (Phone JACKson 9-1610). General Traffic Agent
L. R. CARPS. (Pendleton). Traffic Agent
WASHINGTON 5, D.C.—600 Shoreham Bldg., 15th and H Sts., N. W.—
G. C. DANMYER. (Phone REPUBLIC 7-0600). General Traffic Agent
H. H. GATES. District Traffic Agent
W. G. LORIS. (Richmond, Va.). Traffic Agent
WINSTON-SALEM 3, N. C.—625 Reynolds Bldg., 4th and Main Sts.—
D. R. WALKER. (Phone PARK 2-4831). General Traffic Agent
YAKIMA, WASH.—Union Pacific Building, 104 W. Yakima Ave.—
R. A. HOWLAND. (Phone GLEncourt 7-4181). General Traffic Agent
D. W. MILES. (Kennewick, Wash.). Traffic Agent

J. R. MacANALLY
Vice-President, Traffic
OMAHA 2, NEBR.

A. G. HILKER
Passenger Traffic Manager
OMAHA 2, NEBR.

N. B. MARVIN
General Freight Traffic Manager
(Sales and Service)
OMAHA 2, NEBR.

C. O. SHOWALTER
General Freight Traffic Manager
(Rates and Divisions)
OMAHA 2, NEBR.

UNION PACIFIC'S EAST LOS ANGELES Transfer Service



To Ticket Agents, Travel Agents and Our Patrons; Passengers:

East Los Angeles Station, with waiting rooms and public conveniences, serves as a transfer station for Union Pacific passengers, via motor bus to and from Pasadena, Glendale, Disneyland Hotel, Anaheim and Long Beach-San Pedro Branch Line points.

Modern air-conditioned motor buses are operated by the Union Pacific Stage Company, a subsidiary of the Union Pacific Railroad, and all tickets routed via the Union Pacific direct or via Los Angeles, to or from above points and intermediate branch line stations, are honored via East Los Angeles and motor bus. See Tables 7, 8, and 9 on page 21 for local schedules of all motor coaches.

The picture above shows how easy it is for friends and relatives to meet passengers at East Los Angeles. There is ample parking and it is free.

Train luggage is quickly delivered to the bus driver and arrives at destination with the traveler.

Checked Baggage: Baggage should be checked to the following city ticket office or depots only: Glendale; Pasadena; East Los Angeles; Whittier; Fullerton; Anaheim; Lakewood; Long Beach and San Pedro. (Only East Los Angeles, Long Beach and Pasadena stations are open Saturdays and Sundays for claiming or checking baggage.)

