

Whenever you ship or travel, be specific, say **UNION PACIFIC**

April 12, 1964

April 12, 1964

UNION PACIFIC

UNION PACIFIC


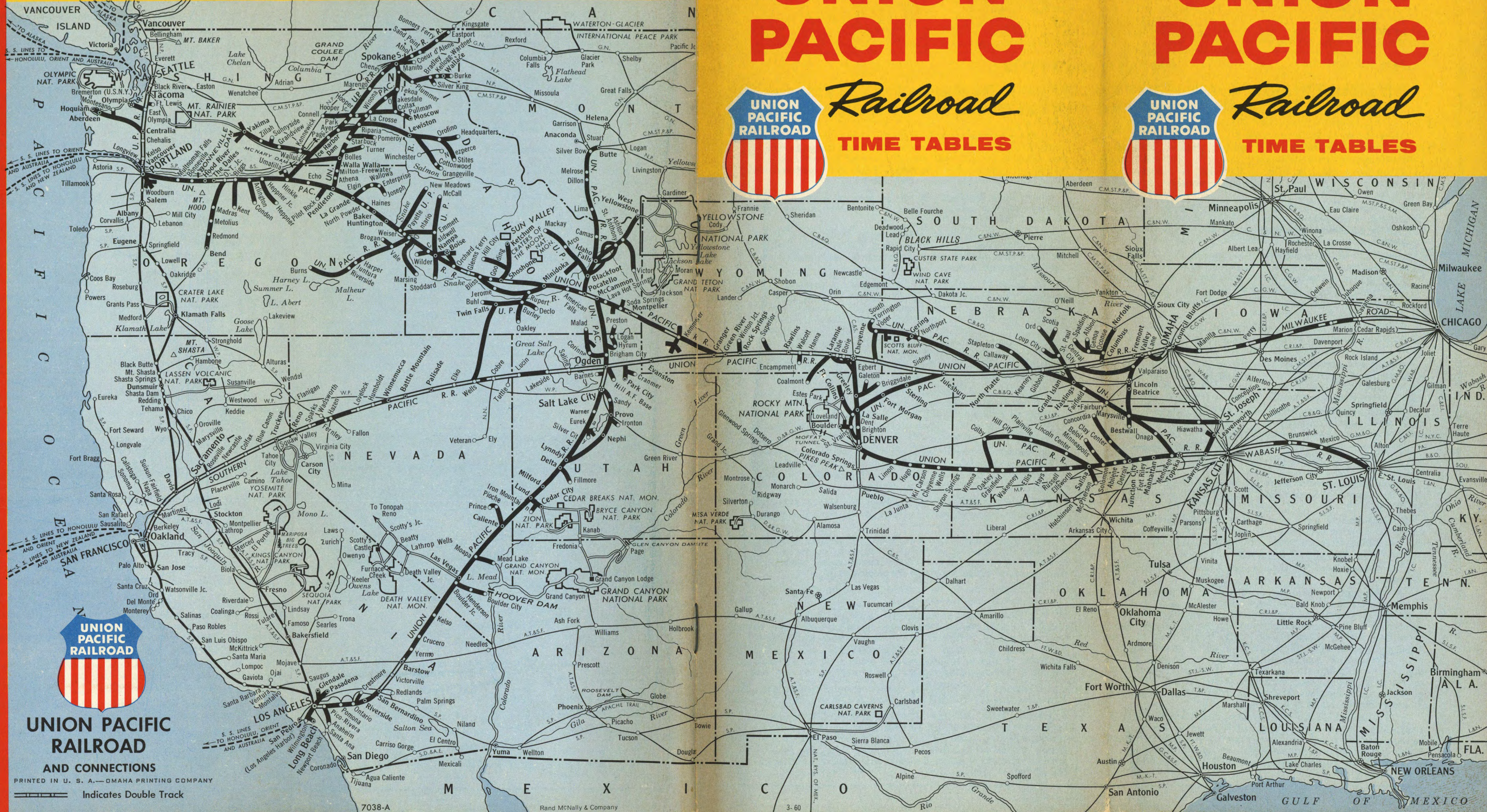


Railroad
TIME TABLES



Railroad
TIME TABLES

Serving thirteen western states with the finest in travel comfort and dependable freight service



UNION PACIFIC RAILROAD

AND CONNECTIONS

PRINTED IN U. S. A. — OMAHA PRINTING COMPANY

Indicates Double Track

7038-A

Rand McNally & Company

3-60

Table of station names and table numbers for various locations in Idaho, including Evanson, Wyo., Fairbury, Nebr., and others.

Table of station names and table numbers for various locations in Idaho, including Toulon, Kans., Warren, Colo., and others.

Stations marked with a square symbol are located on Divisions indicated by table numbers, but are not shown in folder tables.

Stations marked with a square symbol are located on Divisions indicated by table numbers, but are not shown in folder tables.

WESTBOUND Read Down

CHICAGO — LOS ANGELES via Omaha and Salt Lake City

EASTBOUND Read Up

Table A: Condensed Schedules All Trains Daily. Includes columns for Domeliner City of Los Angeles, The Challenger, Trains 7-5, Domeliner City of St. Louis, and 'Las Vegas Holiday' Special. Lists routes to Omaha, Chicago, and back to Los Angeles with various stops like Omaha, Fremont, Columbus, Grand Island, Kearney, North Platte, Cheyenne, Ogden, and Salt Lake City.

NO. 103-104—Domeliner CITY OF LOS ANGELES—DAILY. Cars from Chicago run via C. M. St. P. & P. to Omaha; thence U. P. Coach Seat Reservation Charge—See Page 36. Radio and Recorded Musical Programs. Dome Lounge Car, Streamlined Sleeping Cars, Dome Dining Car, Coffee Shop—Lounge Car, Reclining Seat—Leg Rest Coaches.

NO. 103-104—THE CHALLENGER Domeliner—DAILY. Cars from Chicago run via C. M. St. P. & P. to Omaha; thence U. P. Coach Seat Reservation Charge—See Page 36. Dome Coach, Reclining Seat—Leg Rest Coaches, Coffee Shop—Lounge Car, NO. 115-116—Streamliner "LAS VEGAS HOLIDAY" SPECIAL, NO. 7-5; 6-8—DAILY. C. M. St. P. & P. No. 19-20 to Omaha; No. 7-8 to Ogden; No. 5-6 to Los Angeles.

CHICAGO — SAN FRANCISCO—via Omaha

WESTBOUND Read Down

EASTBOUND Read Up

Table B: Condensed Schedules All Trains Daily. Includes columns for Domeliner City of San Francisco, Train 27, Table B, Domeliner City of San Francisco, and Train 28. Lists routes to Chicago, Omaha, and back to San Francisco with stops like Omaha, Fremont, Columbus, Grand Island, Kearney, North Platte, Cheyenne, Ogden, and Salt Lake City.

These lounge cars are for exclusive use of sleeping car passengers. The City of San Francisco has a lounge car for coach passengers. Limited handling of checked baggage on this train; consult agent. Time from 12:01 midnight to 12:00 noon shown in light face type. Time from 12:01 noon to 12:00 midnight shown in heavy face type.

CHICAGO—OMAHA—DENVER

WESTBOUND Read Down

EASTBOUND Read Up

Table C: Condensed Schedules All Trains Daily. Includes columns for Advance Coach Seat Reservations Required, Domeliner City of Denver, Table C, Domeliner City of Denver, and Advance Coach Seat Reservations Required. Lists routes to Chicago, Omaha, and back to Denver with stops like Omaha, Fremont, Columbus, Grand Island, Kearney, North Platte, Cheyenne, Ogden, and Salt Lake City.

NO. 111-112—Domeliner CITY OF DENVER—DAILY. Trains runs via C. M. St. P. & P. Chicago—Omaha; U. P. Omaha—Denver. Dome Lounge Car, Streamlined Sleeping Cars, Dome Coach, Reclining Seat—Leg Rest Coaches, Coffee Shop—Lounge Car, Dome Dining Car. Stops to let off paying passengers for Denver or beyond; also to let off from Chicago.

CHICAGO to PORTLAND and SEATTLE via Omaha and Denver

Table D Condensed Schedules All Trains Daily	Domeliner City of Portland 105 Daily Example	City of Portland— Park Special 105-47 Summer Season Example	Park Special Portland Rose 48-17 Summer Season Example	Trains 7-17 Daily Example
C. M. St. P. & P.	3.00	3.00		7.30
Lv Chicago (C.S.T.)	11.15	11.15		7.30
Ar Omaha				MON
Union Pacific				
Lv Omaha	11.35	11.35		10.45
Ar Fremont	12.49	12.49		11.35
Ar Columbus	1.50	1.50		12.29
Ar Grand Island	2.25	2.25		1.50
Ar Kearney	3.50	3.50		2.32
Ar North Platte (C.S.T.)	2.55	2.55		4.30
Lv North Platte (M.S.T.)	5.05	5.05		3.45
Lv Sterling	6.30	6.30		Ar Cheyenne
Lv La Salle	7.40	7.40		8.15
Ar Denver	8.05	8.05		9.20
Ar Laramie	10.55	10.55		10.55
Ar Rawlins	12.50	12.50		1.05
Ar Rock Springs	f 2.37	f 2.37		3.05
Ar Green River	3.05	3.05		3.35
Lv Green River	3.15	3.15		4.30
Ar Kemmerer	f 4.27	f 4.27		6.01
Ar Montpelier	5.45	5.45		7.55
Ar Pocatello	7.25	7.25		10.10
Ar Ashton		5.45		
Ar Victor		7.30		
Lv Victor			8.15	
Lv Ashton			10.20	
Lv Pocatello	7.35		10.50	10.50
Ar Minidoka	8.25		12.01	12.01
Ar Shoshone	9.11		1.00	1.00
Lv Shoshone	9.15		1.10	1.10
Ar Sun Valley (Ketchum)	11.15		3.10	3.10
Lv Sun Valley (Ketchum)	7.00		11.15	11.15
Ar Shoshone	9.00		12.55	12.55
Lv Shoshone	9.11		1.00	1.00
Ar Glens Ferry	10.05		2.25	2.25
Ar Boise	11.20		4.05	4.05
Ar Nampa	11.43		4.40	4.40
Ar Ontario			5.43	5.43
Ar Huntington (M.S.T.)	1.15		6.50	6.50
Lv Huntington (P.S.T.)	12.16		6.00	6.00
Ar Baker	1.30		7.22	7.22
Ar La Grande	2.40		8.40	8.40
Lv Pendleton	4.45		11.00	11.00
Ar Hinkle	5.30		11.55	11.55
Ar Arlington			1.02	1.02
Ar The Dalles	7.05		2.30	2.30
Ar Hood River	f 7.33		3.17	3.17
Ar Portland	9.00		5.00	5.00
Lv Portland	9.30		9.30	9.30
Ar Tacoma	12.27		12.27	12.27
Ar Seattle (P.S.T.)	1.30		1.30	1.30

Equipment for Page 8
NO. 105—Domeliner CITY OF PORTLAND—DAILY
 C. M. St. P. & P. to Omaha; No. 457 Portland-Seattle.
Radio and Recorded Musical Programs
 Dome Lounge Car.....Chicago to Portland.
 Streamlined Sleeping Cars. Chicago to Portland—10 Roomettes, 6 Double Bedrooms. (Two cars).
 Chicago to Portland—11 Double Bedrooms.
 Reclining Seat—
 Leg Rest Coaches.....Chicago to Portland—all seats reserved.
 Omaha to Portland—all seats reserved.
 Dome Coach.....Chicago to Portland—36 leg rest seats reserved; dome seats not reserved.
 Dome Dining Car.....Chicago to Portland—Club and a la carte service.
 Coffee Shop-Lounge Car.....Chicago to Portland—Moderately priced meals and lounge for coach passengers. (Operates approx. June 15 to Sept. 2nd).

NO. 105-47—CITY OF PORTLAND—PARK SPECIAL—DAILY (See Note 1)
 C. M. St. P. & P. No. 105 to Omaha; U. P. No. 105 to Pocatello; No. 47 to Victor.
 Club Lounge Service.....Chicago to Victor.
 Streamlined Sleeping Cars. Chicago to Pocatello—Bedrooms, Roomettes, Pocatello to Victor—10 Roomettes, 6 Double Bedrooms (from Salt Lake).
 Reclining Seat Coaches.....Chicago to Pocatello—reserved seats. Pocatello to Victor—seats not reserved. Omaha to Pocatello—reserved seats.
 Dome Dining Car.....Chicago to Pocatello.
 Coffee Shop-Lounge Car.....Chicago to Pocatello—moderately priced meals and lounge for coach passengers.

No. 7-17—Daily
 C. M. St. P. & P. No. 19 to Omaha; U. P. No. 7 to Green River; No. 17 to Portland.
 Reclining Seat Coaches.....Chicago and Omaha to Portland—requires car to change at Omaha and Cheyenne. Seats not reserved.
 Cafe Lounge Car.....Omaha to Cheyenne; Cheyenne to La Grande—moderately priced meal service.
 (See Table F for sleeping car equipment Train 17).

NO. 48-17—PARK SPECIAL—PORTLAND ROSE—DAILY (See Note 1)
 No. 48 to Pocatello; No. 17 to Portland.
 Club Lounge Service.....Victor to Portland.
 Streamlined Sleeping Car.....Pocatello to Portland—6 Sections, 6 Roomettes, 4 Double Bedrooms (occupancy at Portland until 7:30 a.m.).
 Victor to Pocatello—10 Roomettes, 6 Double Bedrooms (to Salt Lake).
 Reclining Seat Coaches.....Victor to Pocatello; Pocatello to Portland—seats not reserved.
 Cafe Lounge Car.....Pocatello to La Grande—Moderately priced meal service.

Footnotes for Page 8

- 1 Ashton, Idaho is western gateway to Yellowstone National Park. Victor, Idaho is southern gateway to Grand Teton and Yellowstone National Parks. Trains 47 and 48 serve Ashton and Victor during summer season June 16 through August 21.
- 2 Conditional stop; see Table 1 or 20. (f) Stops only on signal.
- 3 Motor Bus. This service is provided passengers arriving or departing Shoshone and holding through rail tickets to and from Sun Valley or Ketchum, Idaho.

- 4 Limited handling of checked baggage on Train 105; consult agent.
- 5 Daily train No. 457. (C.S.T.) Central Standard time. (M.S.T.) Mountain Standard time. (P.S.T.) Pacific Standard time.
- 6 Time from 12.01 midnight to 12.00 noon shown in light face type. Time from 12.01 noon to 12.00 midnight shown in heavy face type.

Rail Travel Credit Cards

Now any person or company with proper credit may arrange for a convenient Charge-it Card. They are good on Union Pacific and many other railroads; can be used not only for rail and sleeping car tickets, but for services in dining cars and club lounge cars, if latter not prohibited by State law. They may be used for Avis or Hertz car rentals. They may also be used for a vacation in Sun Valley or in the Utah-Arizona Parks. For information and application blanks apply at any Union Pacific passenger or ticket office.

Call
R·E·A EXPRESS
 FOR
EAGER-BE AVER SERVICE



PORTLAND and SEATTLE to CHICAGO via Denver and Omaha

Table D Condensed Schedules All Trains Daily	Domeliner City of Portland 106 Daily Example	Park Special City of Los Angeles 48-36-104 Summer Season Example	Portland Rose Park Special 18-47 Summer Season Example	Trains 18-8 Daily Example
Union Pacific	8.05			5.00
Lv Seattle (P.S.T.)	9.01			5.00
Ar Tacoma	12.20			6.02
Ar Portland				9.15
Lv Portland	12.30		9.45	9.45
Ar Hood River	f 1.44		11.09	11.09
Ar The Dalles	2.15		11.55	11.55
Ar Arlington			1.02	1.02
Ar Hinkle	3.56		2.20	2.20
Ar Pendleton	4.31		3.20	3.20
Ar La Grande	6.45		6.05	6.05
Ar Baker	7.45		7.25	7.25
Ar Huntington (P.S.T.)	9.05		8.50	8.50
Lv Huntington (M.S.T.)	10.06		10.00	10.00
Ar Ontario			10.55	10.55
Ar Nampa	11.25		12.05	12.05
Ar Boise	11.50		12.35	12.35
Ar Glens Ferry	1.05		2.15	2.15
Ar Shoshone	1.57		3.30	3.30
Lv Shoshone	2.00		3.35	3.35
Ar Sun Valley (Ketchum)	4.00		5.15	5.15
Lv Sun Valley (Ketchum)	11.50		1.25	1.25
Ar Shoshone	1.50		3.25	3.25
Lv Shoshone	1.57		3.30	3.30
Ar Minidoka	2.40		4.20	4.20
Ar Pocatello	3.40		5.35	5.35
Ar Ashton			5.45	5.45
Ar Victor			7.30	7.30
Lv Victor			8.15	8.15
Lv Ashton			10.20	10.20
Lv Pocatello	3.55			6.15
Ar Montpelier	5.40			8.30
Ar Kemmerer	f 7.05			10.10
Ar Green River	8.25		12.40	12.40
Lv Green River	8.35		12.50	12.50
Ar Rock Springs	f 8.55		1.10	1.12
Ar Rawlins	10.48		3.01	3.30
Ar Laramie	12.32		4.55	5.40
Ar Denver	3.30			Ar Cheyenne
Lv Denver	3.50			7.00
Lv LaSalle	4.38			7.50
Lv Sterling	6.03		9.50	11.55
Ar North Platte (M.S.T.)	8.20		10.55	1.05
Lv North Platte (C.S.T.)	9.25			2.55
Ar Kearney	10.42			4.00
Ar Grand Island	11.25			5.06
Ar Columbus	12.18			6.04
Ar Fremont				7.00
Ar Omaha	1.40		3.10	
C. M. St. P. & P.				
Lv Omaha	2.00			8.00
Ar Chicago (C.S.T.)	10.15		11.59	8.50

Equipment for Page 9
NO. 106—Domeliner CITY OF PORTLAND—Daily
 C. M. St. P. & P. east of Omaha; No. 460 Seattle-Portland.
Radio and Recorded Musical Programs
 Dome Lounge Car.....Portland to Chicago.
 Streamlined Sleeping Cars. Portland to Chicago—10 Roomettes, 6 Double Bedrooms. (Two cars).
 Portland to Chicago—11 Double Bedrooms.
 Reclining Seat—
 Leg Rest Coaches.....Portland to Chicago—all seats reserved.
 Portland to Omaha—all seats reserved. (Occupancy until 6:30 a.m.)
 Dome Coach.....Portland to Chicago—36 leg rest seats reserved; dome seats not reserved.
 Dome Dining Car.....Portland to Chicago—Club and a la carte service.
 Coffee Shop-Lounge Car.....Portland to Chicago—Moderately priced meals and lounge for coach passengers. (Operates approx. June 15 to Sept. 2nd).

NO. 48-36-104—PARK SPECIAL—CITY OF LOS ANGELES—DAILY (See Note 1)
 No. 48 to Pocatello; No. 36 to Ogden; No. 104 to Chicago; C. M. St. P. & P. east of Omaha
 Club Lounge Service.....Victor to Chicago.
 Streamlined Sleeping Car.....Victor to Ogden—10 Roomettes, 6 Double Bedrooms. Ogden to Chicago—Bedrooms, Roomettes, Compartments Drawing rooms.
 Reclining Seat Coaches.....Victor to Ogden—seats not reserved. Ogden to Chicago—reserved seats (on Train 104). Ogden to Omaha—reserved seats (on Train 104). (Occupancy until 6:30 a.m.)
 Dome Dining Car.....Ogden to Chicago.
 Coffee Shop Lounge Car.....Ogden to Chicago—moderately priced meals and lounge for coach passengers (on Train 104).

NO. 18-8—Daily
 No. 18 to Green River; No. 8 to Omaha; C. M. St. P. & P. No. 20 to Chicago.
 Reclining Seat Coaches.....Portland to Omaha and Chicago—requires car to change at Cheyenne and Omaha. Seats not reserved.
 Cafe Lounge Car.....La Grande to Cheyenne; Cheyenne to Omaha—moderately priced meal service.
 (See Table F for sleeping car equipment Train 18.)

NO. 18-47—PORTLAND ROSE—PARK SPECIAL—DAILY (See Note 1)
 No. 18 to Pocatello; No. 47 to Victor.
 Club Lounge Service.....Portland to Victor.
 Streamlined Sleeping Car.....Portland to Pocatello—6 Sections, 6 Roomettes, 4 Double Bedrooms.
 Pocatello to Victor—10 Roomettes, 6 Double Bedrooms (from Salt Lake).
 Reclining Seat Coaches.....Portland to Pocatello; Pocatello to Victor—seats not reserved.
 Cafe Lounge Car.....La Grande to Pocatello—Moderately priced meal service.

Footnotes for Page 9

- 1 Ashton, Idaho is western gateway to Yellowstone National Park. Victor, Idaho is southern gateway to Grand Teton and Yellowstone National Parks. Trains 47 and 48 serve Ashton and Victor during summer season June 16 through August 21.
- 2 Conditional stop; see Table 2 or 20. (f) Stops only on signal.
- 3 Motor Bus. This service is provided passengers arriving or departing Shoshone and holding through rail tickets to and from Sun Valley or Ketchum, Idaho.
- 4 Limited handling of checked baggage on Train 106; consult agent.
- 5 Daily Train No. 460. (C.S.T.) Central Standard time. (M.S.T.) Mountain Standard time. (P.S.T.) Pacific Standard time.
- 6 Time from 12.01 midnight to 12.00 noon shown in light face type. Time from 12.01 noon to 12.00 midnight shown in heavy face type.

We solicit your kind consideration and cooperation

PLEASE DON'T BE A "NO SHOW." (A "no show" is the person who reserves coach or Pullman accommodations in advance and then fails to cancel out when his plans change.)

So that we may serve you better, please be sure to cancel reservations promptly when it is found you will not use the space you have reserved.

We can then serve you and others better by not having any space go unused.

ST. LOUIS and KANSAS CITY — LOS ANGELES via Denver

Table E: Condensed Schedules All Trains Daily. Includes columns for Domeliner City of St. Louis, Train 6-8-18 Daily, Domeliner City of Los Angeles, and 'Las Vegas Holiday' Special. Lists routes like St. Louis (Wab.) to Kansas City, and various stops in California.

NO. 209-9; 10-210—Domeliner CITY OF ST. LOUIS—DAILY

Wabash 209-210—Kansas City; No. 9-10—Los Angeles. Dome Lounge Car... Denver—Los Angeles. Streamlined Sleeping Cars... St. Louis—Los Angeles—6 Roomettes, 4 Double Bedrooms, 6 Sections.

NO. 17-7-5; 6-8-18—DAILY

No. 17-18—Cheyenne; No. 7-8—Ogden; No. 5-6—Los Angeles. Streamlined Sleeping Cars... Kansas City—Los Angeles—6 Sections, 6 Roomettes, 4 Double Bedrooms.

NO. 103-104—Domeliner CITY OF LOS ANGELES—DAILY

(See Table A, Page 6 for equipment).

NO. 115-116—Streamliner "LAS VEGAS HOLIDAY" SPECIAL

Special All-Expense Package including buffet meals and coach seat reservation. Consult Agent. (See Table A, Page 6 for equipment). Runs via Cut-Off; not via Cheyenne.

Union Pacific Motor Coach Service TO AND FROM EAST LOS ANGELES, CALIF.

- The Union Pacific maintains a passenger station at East Los Angeles, from which it operates motor coaches direct to Glendale, Pasadena, Alhambra, San Pedro, Long Beach, Disneyland Hotel, Anaheim, Fullerton, La Habra, Whittier and intermediate points. See Tables 7, 8 and 9 on page 21 for local schedules of all motor coaches.

ST. LOUIS—KANSAS CITY—PORTLAND—SEATTLE via Denver

Table F: Condensed Schedules All Trains Daily. Includes columns for Domeliner City of St. Louis-Portland, Portland Rose, Domeliner City of Portland, and Domeliner City of St. Louis. Lists routes like St. Louis (Wabash) to Kansas City, and various stops in California and Oregon.

NO. 17-18—PORTLAND ROSE—DAILY

Streamlined Sleeping Cars... Kansas City—Portland—6 Sections, 6 Roomettes, 4 Double Bedrooms. (Occupancy until 7:30 a.m.) Reclining Seat Coaches... Kansas City—Portland.

NO. 209-9; 10-210—Domeliner—CITY OF ST. LOUIS—DAILY

See Table H for equipment between St. Louis and Denver. NO. 105-106—Domeliner—CITY OF PORTLAND—DAILY. Dome Lounge Car... Denver—Portland.

NO. 105-106—Domeliner—CITY OF PORTLAND—DAILY

Dome Lounge Car... Denver—Portland. Streamlined Sleeping Cars... Denver—Portland—10 Roomettes, 6 Double Bedrooms. (Two cars).

NO. 209-9-101; 102-10-210—Domeliner—CITY OF ST. LOUIS—CITY OF SAN FRANCISCO—DAILY

Wabash No. 209-210—Kansas City; No. 9-10—Ogden; S. P. No. 101-102—San Francisco. Coach Seat Reservation Charge—See Page 36. Dome Lounge Car... Denver—Ogden.

Passengers use Motor Bus between trainside at Oakland (16th Street) and San Francisco (3rd and Townsend Station) via the Bay Bridge, affording a panoramic view of the San Francisco Bay area.

ST. LOUIS-KANSAS CITY-DENVER

WESTBOUND Read Down EASTBOUND Read Up

Table H Condensed Schedules All Trains Daily. Includes routes for St. Louis, Kansas City, and Denver with departure times.

Equipment for Table H NO. 209-9; 10-210 - Domeline CITY OF ST. LOUIS-DAILY. Wabash 209-210-Kansas City; U. P. 9-10-Denver.

Streamlined Sleeping Cars. St. Louis-Denver-6 Roomettes, 4 Double Bedrooms, 6 Sections (St. Louis-Los Angeles).

Reclining Seat-Leg Rest Coaches. St. Louis-Denver-all seats reserved. Club Lounge Car. St. Louis-Denver.

NO. 17-18-PORTLAND ROSE-DAILY Streamlined Sleeping Cars. Kansas City-Denver-6 Sections, 6 Roomettes, 4 Double Bedrooms.

Reclining Seat Coaches. Kansas City-Denver. Cafe Lounge Car. Kansas City-Denver-moderately priced meal service.

DENVER-SALT LAKE CITY

WESTBOUND Read Down EASTBOUND Read Up

Table J Condensed Schedules All Trains Daily. Includes routes for Denver, Salt Lake City, and Ogden with departure times.

Equipment for Table J NO. 9-10 - Domeline CITY OF ST. LOUIS-DAILY. Coach Seat Reservation Charge-See Page 36.

Streamlined Sleeping Cars. Denver-Salt Lake City-6 Roomettes, 4 Double Bedrooms, 6 Sections (St. Louis-Los Angeles).

Reclining Seat-Leg Rest Coaches. Denver-Salt Lake City-all seats reserved. Club Lounge Car. Denver-Salt Lake City-for coach passengers.

NO. 17-7-5-DAILY NO. 6-8-18-DAILY See Tables A and E for equipment.

ST. LOUIS-KANSAS CITY-DENVER-SPOKANE

WESTBOUND Read Down EASTBOUND Read Up

Table K Condensed Schedules All Trains Daily. Includes routes for St. Louis, Kansas City, Denver, and Spokane with departure times.

Equipment for Table K NO. 209-9-105-20; 19-106-10-210 - Domeline-CITY OF ST. LOUIS-CITY OF PORTLAND

Wabash 209-210-Kansas City; U.P. No. 9-10-Denver; No. 105-106-Hinkle; No. 20-19 Spokane See Table D and H for equipment

NO. 20-19-HINKLE - SPOKANE-DAILY (See Table S for equipment).

Runs via Cut-Off; not via Cheyenne.

Conditional stop; see Tables 24 or 30. (C.S.T.) Central Standard Time. (M.S.T.) Mountain Standard Time. (P.S.T.) Pacific standard Time.

Checked baggage not handled to or from station at Kansas City, Kans.

Time from 12.01 midnight to 12.00 noon shown in light face type. Time from 12.01 noon to 12.00 midnight shown in heavy face type.

Spokane is the gateway to the great Inland Empire of Washington. See Grand Coulee Dam, the great fruit orchards of Washington, and many scenic attractions.

CHICAGO-ST. LOUIS-KANSAS CITY-DENVER-ASHTON-YELLOWSTONE-VICTOR

Table L Summer Season All Trains Daily. Includes routes for Chicago, St. Louis, Kansas City, Denver, Ashton, and Victor with departure times.

105-47 CITY OF PORTLAND-PARK SPECIAL-DAILY C. M. St. P. & P. No. 105 to Omaha; No. 105 to Pocatello; No. 47 Pocatello to Victor.

Reclining Seat Coaches. Chicago to Pocatello-all reserved; Pocatello to Victor-not reserved.

209-9-35-47 CITY OF ST. LOUIS-PARK SPECIAL-DAILY Wabash 209 St. Louis to Kansas City; No. 9 to Ogden; No. 35 to Pocatello; No. 47 to Victor.

48-36-104 PARK SPECIAL-CITY OF LOS ANGELES-DAILY No. 48 Victor to Pocatello; No. 36 to Ogden; No. 104 to Chicago; C. M. St. P. & P. east of Omaha.

NO. 48-36-10-210 PARK SPECIAL-CITY OF ST. LOUIS-DAILY No. 48 to Pocatello; No. 36 to Ogden; No. 10 to Kansas City, Wabash, 210 to St. Louis.

LOS ANGELES-SALT LAKE CITY-ASHTON-YELLOWSTONE-VICTOR-BUTTE

Table O Condensed Schedules All Trains Daily. Includes routes for Los Angeles, Salt Lake City, Ashton, and Victor with departure times.

NO. 6-35-BUTTE SPECIAL-DAILY No. 6 to Salt Lake City; No. 35 to Butte.

Streamlined Sleeping Cars. Los Angeles to Salt Lake City-Sections, Bedrooms, Roomettes.

NO. 36-5-BUTTE SPECIAL-DAILY No. 36 to Salt Lake City; No. 5 to Los Angeles.

Streamlined Sleeping Car. Nampa to Salt Lake City-6 Sec., 6 Rmte., 4 Dbl. Bdrm. (No. 12 to Pocatello).

NO. 35-47 PARK SPECIAL-DAILY (See Note #) No. 35 to Pocatello, No. 47 to Victor.

NO. 48-36 PARK SPECIAL-DAILY (See Note #) No. 48 Victor to Pocatello; No. 36 Salt Lake City

Footnotes for Page 13 (f) Stops only on signal. Operates only during Yellowstone-Grand Teton National Parks season, June 16 through August 21.

Lounge Car Service. Salt Lake City to Victor. Streamlined Sleeping Cars. Salt Lake City to Victor-10 Rmte., 6 Dbl. Bdrms.

LOS ANGELES — SPOKANE — PORTLAND
Via Shoshone(SUN VALLEY)—Boise—Nampa

Table R Condensed Schedules All Trains Daily. Includes routes for Los Angeles (P.S.T.), East Los Angeles, Las Vegas (PT), Salt Lake City (MST), Salt Lake City (M.S.T.), Green River, Poccatello, Sun Valley, Ketchum, Shoshone, Nampa, Huntington (M.S.T.), Huntington (P.S.T.), Baker, La Grande, Pendleton, Hinkle, Wallula, Spokane (P.S.T.), and Hinkle/Portland (P.S.T.).

Equipment for Table R
NO. 104-105-(20)—CITIES OF LOS ANGELES—PORTLAND—DAILY
NO. 106-(19)-103—CITIES OF PORTLAND—LOS ANGELES—DAILY
NO. 6-35-11—DAILY
NO. 12-36-5—DAILY

SALT LAKE CITY — BOISE —
PORTLAND — SEATTLE

Table T Condensed Schedules All Trains Daily. Includes routes for Salt Lake City (M.S.T.), Ogden, Green River, Poccatello, Minidoka, Shoshone, Sun Valley, Ketchum, Shoshone, Boise, Nampa, Huntington (M.S.T.), Huntington (P.S.T.), Baker, La Grande, Pendleton, Portland, Tacoma, and Seattle (P.S.T.).

Equipment for Table T
NO. 104-105-457—CITIES OF LOS ANGELES—PORTLAND—DAILY
NO. 460-106-103—CITIES OF PORTLAND—LOS ANGELES—DAILY
NO. 35-11—DAILY
NO. 12-36—DAILY

CHICAGO — OMAHA — DENVER — SPOKANE
Walla Walla—Lewiston—Moscow—Pullman

Table S Condensed Schedules All Trains Daily. Includes routes for Chicago (C.T.), Omaha (Un.on Pacific), North Platte (C.T.), North Platte (M.T.), Denver, Hinkle, Boise, Huntington (M.T.), Huntington (P.T.), Pendleton, Hinkle, Spokane, Hinkle, and Pullman.

Equipment for Table S
NO. 105—Domeliner CITY OF PORTLAND—DAILY
NO. 20—HINKLE TO SPOKANE—DAILY
NO. 19—SPOKANE TO HINKLE—DAILY
NO. 106—Domeliner CITY OF PORTLAND—DAILY

Conditional stop; see Table 20
Motor Bus. This service is provided passengers arriving or departing Shoshone and holding thru rail tickets to and from Sun Valley or Ketchum, Idaho, (M.S.T.) Mountain Standard time.

Via Western Greyhound Bus north of Pendleton.
(C.T.) Central time. (M.T.) Mountain time. (P.T.) Pacific time.
Time from 12.01 midnight to 12.00 noon shown in light face type.
Time from 12.01 noon to 12.00 midnight shown in heavy face type.

PORTLAND — HINKLE — SPOKANE

Table U All Trains Daily—(Pacific Standard Time). Includes routes for Portland, Hood River, The Dalles, Arlington, Hinkle, Hinkle, Wallula, Wallula, Ayer, Ayer, Marango, Cheney, and Spokane.

Equipment for Table U
NO. 18-20—SPOKANE—DAILY
NO. 19-11—SPOKANE—DAILY

PORTLAND, TACOMA AND SEATTLE

Table W All Trains Daily. Includes routes for Portland, Ore., Vancouver Wash., Kelso-Longview, Chehalis, Centralia, Tacoma, and Seattle.

Equipment for Table W
NO. 457—DAILY
NO. 407—DAILY
NO. 459—DAILY

ASHTON (Yellowstone) — VICTOR
(Grand Teton — Yellowstone National
Parks) — POCATELLO — PORTLAND

Table Z Summer Season All Trains Daily. Includes routes for Victor (M.S.T.), Ashton, Poccatello, Poccatello, Shoshone, and Portland (P.S.T.).

Equipment for Table Z
NO. 48-17—PARK SPECIAL—PORTLAND ROSE—DAILY
NO. 460—DAILY
NO. 408—DAILY
NO. 458—DAILY

Equipment for Table Z
NO. 48-17—PARK SPECIAL—PORTLAND ROSE—DAILY
Lounge Car Service... Victor — Portland.
Streamlined Sleeping Car... Victor — Poccatello—10 Roomettes, 6 Double Bedrooms, 6 Double Bedrooms (occupancy Portland until 7:30 a.m.)
Reclining Seat Coaches... Victor — Poccatello; Poccatello — Portland. Seats not reserved.
Dining Car... Poccatello — La Grande—Club and a la carte service.

BAGGAGE ALLOWANCE-150 POUNDS
One hundred and fifty (150) pounds of baggage may be checked to destination on each full fare ticket, 75 pounds for each half-fare ticket for only 25 cents for each hand bag, 50 cents for each trunk. You may declare additional value on your checked baggage up to \$2,500.00 upon payment of a nominal charge, or purchase St. Paul Fire & Marine Insurance Co. baggage insurance in any amount. Consult agent.

Arrives, departs Seattle Union Depot. Arrives, departs Seattle King Street Station.
Rail station is at Kelso. There is bus service between Kelso and Longview every 20 minutes.

Equipment for Table Z
NO. 48-17—PARK SPECIAL—PORTLAND ROSE—DAILY
NO. 460—DAILY
NO. 408—DAILY
NO. 458—DAILY

Ashton, Idaho is western gateway to Yellowstone National Park. Victor, Idaho is southern gateway to Grand Teton-Yellowstone National Parks. Trains 47 and 48 operate from June 16 to August 21 for arrival and departure Victor and Ashton.

California, Pacific Northwest, Utah and Colorado to Omaha and Chicago

Table No. 2 The Overland Route EASTBOUND—Read Down. Includes columns for City of San Francisco, Los Angeles, Portland, and St. Louis, with train numbers and departure times.

Footnotes for Table 2

- Between Laramie and Omaha No. 28 carries only a rider coach for passengers; no sleeping car, no dining car. See Page 32 for motor bus connections with U. P. trains at Omaha, Fremont, Columbus and Grand Island.

Advance Coach Seat Reservations Required on ALL STREAMLINERS and DOMELINERS

- City of San Francisco, No. 102
City of Los Angeles, No. 104
The Challenger, No. 104
City of Portland, No. 106
City of Denver, No. 112
City of St. Louis, No. 10-210

Special Coach Seat Reservation Charge on City of Los Angeles, City of San Francisco, City of St. Louis and on The Challenger. See Page 36.

California, Pacific Northwest, Utah and Colorado to Omaha and Chicago

Table No. 2 (Continued) The Overland Route EASTBOUND—Read Down. Includes columns for City of San Francisco, Los Angeles, Portland, and St. Louis, with train numbers and departure times.

Free Side Trip to Hoover Dam and Lake Mead

No charge made for bus tour from Las Vegas to Hoover Dam-Lake Mead and return to Las Vegas when issued in connection with through railroad ticket routed via Union Pacific all the way in either direction between Omaha, Nebr., or Kansas City, Mo., and Southern California; or Huntington, Ore., and Southern California. On all other tickets, through Las Vegas, the side trip from Las Vegas to Boulder City, Hoover Dam, Lake Mead and return to Las Vegas, costs \$2.65.

Write Union Pacific Railroad, Dept. H, Omaha 2, Nebr., for

FREE COPY of Union Pacific folder map describing and illustrating in color, Hoover Dam, Las Vegas and the Lake Mead Recreation Area.

Name
Street
City

When Away From Home...

... remember this symbol of help for all travelers and newcomers in trouble. You will find the Travelers Aid lamp in all major rail terminals. Travelers Aid is a social service supported by voluntary contributions through Community Chests and United Funds.



Along the UNION PACIFIC route Travelers Aid is in -

- Kansas City Chicago Denver
Long Beach Spokane Omaha
Los Angeles St. Louis
Salt Lake City

Family Travel Plan Tickets can be used for starting trips on Mondays, Tuesdays, Wednesdays and Thursdays.

Good in sleeping cars or in coaches.

Can be used for return any day of week.

Between Chicago, Omaha, Denver, Ogden, Salt Lake City and Los Angeles

Main table for Table No. 3, The Overland Route, showing train schedules, fares, and routes between Chicago, Omaha, Denver, Ogden, Salt Lake City, and Los Angeles.

Footnotes for Table 3

- List of footnotes for Table 3, including operating days, motor bus connections, baggage handling, and cut-off rules.

Travel by Train relieves you of Highway Hazards, and assures you of a place to eat and sleep

Low Family Fares can be used for starting trips on Mondays, Tuesdays, Wednesdays and Thursdays. Good in sleeping cars and coaches. Can be used for return any day of week.

Between Chicago, Omaha, Denver, Ogden, Salt Lake City and Los Angeles

Table No. 3 (Continued) The Overland Route, Pacific Standard Time, showing detailed schedules for Westbound and Eastbound routes.

- Footnotes for Tables 5 to 11, Inclusive, including daily exceptions, motor bus services, and ticketing information.

See tables 7, 8 and 9 on this page, for more complete motor bus schedules to and from East Los Angeles.

Table No. 5 Mountain Standard Time, Salt Lake City - Provo - Lyndyl, showing bus routes and schedules.

Table No. 7 East Los Angeles - Pasadena - Glendale, showing bus routes and schedules.

Table No. 8 East Los Angeles - Long Beach - San Pedro, showing bus routes and schedules.

Table No. 9 East Los Angeles - Whittier - Anaheim, showing bus routes and schedules.

Table No. 6 Mountain Standard Time, Salt Lake City - Lund - Cedar City - Los Angeles, showing bus routes and schedules.

Table No. 10 Las Vegas - Boulder City - Hoover Dam - Lake Mead, showing bus routes and schedules.

Table No. 11 Las Vegas - Phoenix - Tucson (Las Vegas - Tonopah - Reno Stage Line), showing bus routes and schedules.

Motor bus between Lund and Cedar City, gateway to Zion, Bryce Canyon, Grand Canyon National Parks. During Park Season June 14 - Sept. 7, additional Motor bus will leave Lund 1:15 P.M. arriving Cedar City 2:15 P.M.; and leave Cedar City 1:30 P.M., arriving Lund 2:30 P.M.

Between Chicago, Omaha, Denver, Ogden and San Francisco

Table No. 14 The Overland Route. WESTBOUND—Read Down and EASTBOUND—Read Up. Includes train numbers, departure times, and fares for routes between Chicago, Omaha, Denver, Ogden, and San Francisco.

Footnotes for Page 22

- (f) Stops only on signal.
Via Cut-off; not via Cheyenne.
Limited handling of checked baggage on these trains; consult agent.
See tables 24 and 30 for service between St. Louis, Kansas City, Denver and Cheyenne.
Between Omaha and Laramie Nos. 27 and 28 carry only a rider coach for passengers; no dining car; no sleeping car. Coach seat reservation charge between Laramie and San Francisco.
Leaves and arrives from Third Street station (C.S.T.) Central standard time. (M.S.T.) Mountain standard time. (P.S.T.) Pacific standard time.
Mileage shown on mile posts is from Council Bluffs. See General Information, page 2.
W. G. L. connecting Bus leaves Sacramento at 11:05 A.M. for San Joaquin Valley Points.

For the Finest in Travel Comfort

Domeliners —

- City of Los Angeles
City of Portland
City of Denver
City of San Francisco
City of St. Louis
The Challenger

Streamliners —

- Las Vegas Holiday Special
Butte Special
Portland Rose

UNION PACIFIC RAILROAD

Dependable Service — Passenger and Freight

San Francisco, Sacramento and Los Angeles (Via Southern Pacific)

Table No. 15 and Table No. 16. Via Valley Line and Via Coast Line. Includes train numbers, departure times, and fares for routes between San Francisco, Sacramento, and Los Angeles.

For equipment, see pages 6 to 15, inclusive.

La Salle — Greeley — Ft. Collins

(F. W. G.—Daily Bus Service—Rail Tickets Honored)

Table No. 18 (Mountain Standard Time) 18. Includes train numbers, departure times, and fares for routes between La Salle, Greeley, and Ft. Collins.

Denver — Ft. Collins (Colorado Motor Way—Daily Bus Service—Rail Tickets Honored)
For schedules east of Denver and west of Greeley, see Tables 24 and 30.
Operates via 18th Street and Rail Station in Denver.
Operates via Rail Station in Denver on request.
Except Sundays and Holidays.

Footnotes for Page 23

- A No. 111 stops to take paying passengers for Denver or beyond; also to let off paying passengers from Omaha or beyond. No. 112 stops to take paying passengers for Omaha or beyond or to let off paying passengers from Denver or beyond.
Regular bus service only during Park summer season.
Stops to take paying passengers for Denver; also to let off from Chicago.
Upon advance arrangement with agent at La Salle, and upon payment of regular local cab fare, Yellow Cab Co. will meet all trains at La Salle for transfer to and from Greeley.
N Stops to let off paying passengers from Denver; also to take for Chicago.
P Nos. 111 and 112 stop at Fort Morgan to take or let off paying passengers to or from points where these trains are regularly scheduled to stop.
R Northland Greyhound bus between La Salle and Cheyenne on which tickets reading via Union Pacific will be honored.
See page 32 for motor bus connections with U. P. trains at Omaha, Fremont, Columbus and Grand Island.
(f) Stops only on signal.

Mileage shown on mile posts is from Council Bluffs. For explanation see Page 2. Time from 12:01 midnight to 12:00 noon is in light face type. Time from 12:01 noon to 12:00 midnight shown in heavy face type. Where no time shown, trains do not stop, except as indicated by reference marks.

Between Chicago, Omaha and Denver

Table No. 17 The Overland Route. All Trains Daily. WESTBOUND—Read Down and EASTBOUND—Read Up. Includes train numbers, departure times, and fares for routes between Chicago, Omaha, and Denver.

THREE Dome Cars on the "CITY OF DENVER"

Domeliner

OVERNIGHT between CHICAGO-DENVER

The "City of Denver" features the only Dome dining car between Chicago and Denver. In addition, there's a Dome lounge car and a Dome coach. Pullman equipment is the finest and reserved coach seats have stretch-out leg rests. For relaxation, scenic enjoyment, wonderful meals and all-night comfort, ride the "City of Denver."

UNION PACIFIC RAILROAD

For equipment, see page 7.

Between Chicago, Omaha and Spokane, Portland, Tacoma and Seattle

Table No. 20 The Overland Route. WESTBOUND-Read Down. Table with columns for Domes-liner City of St. Louis, Portland Rose, Mail and Express, Domes-liner City of Portland, MILES, and various route stops including Chicago, Omaha, Cheyenne, Denver, and Spokane.

Footnotes for Pages 24 and 25. Motor bus. This service is provided passengers arriving or departing Shoshone and holding through rail tickets to and from Sun Valley or Ketchum, Idaho. Connecting Sleeping Car service through Ashton to and from Victor during park summer season from June 16 to August 21. Via Ogden, thence No. 104 to Chicago. No. 17 originates at Kansas City, Mo. and No. 18 terminates there. Nos. 7 and 8 from and to Omaha connect with Nos. 17 and 18 at Cheyenne. Nos. 11 and 12 run between Pocatello and Portland and carry through coach between Salt Lake City and Portland, also sleeping-car between Salt Lake City and Nampa, both in connection with Trains 35 and 36 between Salt Lake City and Pocatello. (No dining car service between Pocatello and Portland). Runs via Denver and Cut-off, not via Cheyenne. Daily. Stops only on signal. Stops to let off paying passengers from Tacoma and beyond; also to take for Vancouver and beyond. Stops to take paying passengers for Wallula or beyond. Stops to take paying passengers for Green River and beyond; also to let off from Pocatello and beyond. Stops to take paying passengers for Vancouver and beyond. Stops to let off paying passengers from Green River and beyond; also to take for Pocatello and beyond. Stops to let off paying passengers for Pocatello or beyond. Stops to take on paying passengers for Pocatello or beyond. No. 105 stops to let off paying passengers from Omaha, Denver or beyond and to take paying passengers for Portland, Spokane or beyond. No. 106 stops to let off paying passengers from Portland, Spokane or beyond and to take paying passengers for Denver, Omaha or beyond. Stops to take paying passengers for Pocatello, Ogden or beyond; also to let off from Huntington and beyond. Stops to let off paying passengers from Vancouver and beyond; also to take for Tacoma, Seattle and beyond. Stops to let off paying passengers from Portland and beyond on Tuesdays only. For service between St. Louis, Denver and Cheyenne, see tables 24 and 30. Stops to let off paying passengers from Ogden, Pocatello, and beyond; also to take for Huntington and beyond. (Continued on next page)

For equipment, see pages 6 to 15, inclusive.

Between Chicago, Omaha and Spokane, Portland, Tacoma and Seattle

Table No. 20 (Continued) The Overland Route. WESTBOUND-Read Down. Table with columns for Portland Rose, Mail and Express, Domes-liner City of Portland, MILES, and various route stops including Huntington, Spokane, and Portland.

Footnotes for Pages 24 and 25. (Continued from page 24) Stops to let off paying passengers from Vancouver and beyond; also to take for points beyond Seattle. Stops to let off paying passengers from Spokane and East. Freight service only. Trains 407, 408, 457 and 460 carry passengers to and from East Olympia and Portland and Seattle. Bus service is only between East Olympia and Olympia, and operates daily except Sundays and Holidays, to and from U. P. or N. P. station at Olympia. Bus will handle only hand baggage for passengers. Union Pacific rail tickets to or from certain stations (consult agent) are honored on Harbor Lines, Inc., buses operating over public highway only through towns where time is shown. Motor buses operate daily except Sundays and Holidays. Mileage shown on mile posts is from Council Bluffs. See General Information, Page 2. By connecting bus to and from East Olympia Daily except Sundays and Holidays.

Between Portland, Tacoma and Seattle. All tickets over these lines are interchangeable and good on any train listed below. Portland-Olympia-Aberdeen-Hoquiam

Table No. 20A Continued Pacific Standard Time. Table with columns for Domes-liner City of Portland, MILES, and various route stops including Portland, Vancouver, Woodland, Kelso, Castle Rock, Vader, Winlock, Napavine, Chehalis, Centralia, Bucoda, Tenino, East Olympia, Olympia, East Olympia, Nisqually, Steilacoom, Tacoma, Puyallup, Sumner, Auburn, Kent, and Seattle.

For equipment, see pages 6 to 15, inclusive.

For explanation of reference marks, see page 24.

For the Finest in Travel Comfort To or From the Pacific Northwest Take the Domeliner "CITY OF PORTLAND"

Between St. Louis, Kansas City, Topeka, Salina and Denver

Table No. 24 The Overland Route. WESTBOUND—Read Down and EASTBOUND—Read UP. Includes routes from St. Louis to Denver via Kansas City, Topeka, Salina, and other intermediate stops.

For equipment see pages 6 to 15, inclusive. For explanation of reference marks see, page 27.

Between Denver, Cheyenne and Salt Lake City

Table No. 30 The Overland Route (Mountain Standard Time). WESTBOUND—Read Down and EASTBOUND—Read Up. Includes routes between Denver, Cheyenne, and Salt Lake City.

Distance between Denver and Salt Lake City via cut-off is 613 miles; via Cheyenne is 625 miles.

Tables 32, 33, and 34. Table 32: Echo—Coalville—Park City. Table 33: Laramie—Centennial—Coalmont. Table 34: Walcott—Saratoga—Encampment.

Footnotes for Pages 26 and 27

NOTE [] — See tables 20 and 20A for detail schedules to Pacific Northwest. (f) Stops on signal. NOTE [] — See table 14 for detail schedules to San Francisco. NOTE [] — See table 3 for detail schedules to Los Angeles. [] Mixed train. * No. 105 stops to take paying passengers for Pocatello or beyond. [] Southwestern Greyhound Bus Lines connections with streamliners westbound or eastbound at Cheyenne — rail tickets honored. A Stops to take paying passengers for Denver and beyond. * Daily. [] Daily except Sunday. J Stops to let off paying passengers from Granger or beyond, also to take paying passengers for Denver or beyond. K Freight service only. N Stops to let off paying passengers from Topeka, Lawrence and Kansas City or beyond; also to take for Denver or beyond. O Stops to let off paying passengers from Denver or beyond; also to take for Kansas City or beyond. P Stops to let off paying passengers for points on the Solomon-Beloit branch; also to take for Denver and beyond. R Stops to take paying passengers for Denver or beyond; also to let off paying passengers from Salina and east thereof. T Stops to let off paying passengers from Denver and beyond; also to take for Salina and east thereof where train is scheduled to stop. W Conditional stop; see tables 1 and 2. X Stops to let off paying passengers from Denver and beyond; also to take for Topeka, and for Kansas City and beyond. Z Stops to let off paying passengers from east of Denver; also to take for Laramie or scheduled stops beyond.

For equipment, see pages 6 to 15, inclusive.

Between Salt Lake City, Ogden, Pocatello, Ashton—Yellowstone, Victor and Butte

WESTBOUND—Read Down

Table No. 36 The Overland Route. For other trains between Salt Lake and Ogden see Table No. 31. (Mountain Standard Time)

Snack and Beverage Service now available on Trains 35 and 36 between Salt Lake City and Butte.

EASTBOUND—Read Up

Cache Junction—Logan—Preston. Table No. 37 (Mountain Time) 37. Ogden—Brigham—Malad. Table No. 38 (Mountain Time) 38. Salt Lake—Ashton—Yellowstone (Summer Season). Table No. 39 (Mountain Time) 39. Salt Lake—Idaho Falls—Ashton—Victor. Table No. 40 (Mountain Time) 40.

Snack and Beverage Service now available on Trains 35 and 36 between Salt Lake City and Butte.

Union Pacific Branch Lines

Omaha—North Platte—So. Torrington

Table No. 42 (Central Time) 42. Omaha—North Platte—So. Torrington. Table No. 43 (Central Time) 43. Kearney—Stapleton. Table No. 44 (Central Time) 44.

Central City—Valparaiso

Table No. 45 (Central Time) 45. Central City—Valparaiso. Table No. 46 (Central Time) 46. Columbus—Spalding. Table No. 47 (Central Time) 47. Columbus—Albion. Table No. 48 (Central Time) 48. Grand Island—Ord. Table No. 49 (Central Time) 49. Grand Island—Loup City. Table No. 50 (Central Time) 50. Lawrence—Leavenworth. Table No. 51 (Central Time) 51. Columbus—Norfolk. Table No. 52 (Central Time) 52.

Topeka—Marysville—Grand Island

Table No. 52 (Central Time) 52. Topeka—Marysville—Grand Island. Table No. 53 (Central Time) 53. St. Joseph—Marysville. Table No. 54 (Central Time) 54. Grand Island—Loup City. Table No. 55 (Central Time) 55. Lawrence—Leavenworth. Table No. 56 (Central Time) 56. Columbus—Norfolk. Table No. 57 (Central Time) 57.

SEE TABLE O FOR SLEEPING CAR EQUIPMENT

Footnotes for Page 28

- (f) Stops only on signal. † Daily except Sunday. A Stops to take on or to let off paying passengers. E Stops to let off paying passengers; also to take for Idaho Falls or beyond. H Stops to take paying passengers; also let off from Idaho Falls or beyond. Nos. 35 and 36 between Salt Lake City and Pocatello, Nos. 47 and 48 between Pocatello and Victor, operate into and out of Victor via Ashton only during Yellowstone Park and Grand Teton Park summer season, from June 16 through August 21. Local freight with combination coach-baggage car. Connecting motor bus between Ashton and Old Faithful, for passengers holding Yellowstone Park tour transportation only. Breakfast stop at Stage Coach Inn on inbound trip.

For equipment, see pages 13 and 15.

SHIP and TRAVEL UNION PACIFIC

- * Daily. † Sunday only. ‡ Daily except Sundays and Holidays. H Mondays, Wednesdays and Fridays only. D Wednesdays and Fridays only. E Tuesdays, Thursdays, and Saturdays only. K Freight service only. On days livestock is to be carried, train No. 82 runs about one-half hour later than schedule shown. (f) Stops on signal. Center Service Bus Lines—Rail tickets honored.


Union Pacific Branch Lines

Blackfoot — Aberdeen — Mackay
Table No. 56
Mts. 0 Lv Blackfoot 36... Ida. Ar
5 Ar Moreland... " " Lv
7 " Aberdeen Jet... " " Lv
11 " Rockford... " " Lv
17 " Pingree... " " Lv
27 " Sterling... " " Lv
35 Ar Aberdeen... " " Lv
K 20 Lv Aberdeen Jet... " " K
7 " Taber... " " K
40 " Scoville... " " K
59 " Arco... " " K
67 " Moore... " " K
73 " Darlington... " " K
87 " Leslie... " " K
85 Ar Mackay... " " Lv

Idaho Falls — Orvin — St. Anthony
Table No. 57
Mts. 0 Lv Idaho Falls 36,40,58... Ida. Ar
3 " Orvin... " " Lv
4 " Ken... " " Lv
5 " Lincoln... " " Lv
9 " Iona... " " Lv
14 " Mikami... " " Lv
19 " Ririe... " " Lv
24 " Byrne... " " Lv
31 " Walker... " " Lv
41 " Newdale... " " Lv
49 Ar St. Anthony 40, 58... " Lv
K 10 Lv Idaho Falls 36,40,58... Ida. Ar
12 " Grant... " " Lv
16 " Lewisville... " " K
18 " Menan... " " K
37 " Egin... " " K
46 Ar St. Anthony 40, 57... " Lv

Idaho Falls — Ucon — St. Anthony
Table No. 58
Mts. 0 Lv Idaho Falls 36,40,57... Ida. Ar
8 " Ucon... " " Lv
12 " Grant... " " Lv
16 " Lewisville... " " K
18 " Menan... " " K
37 " Egin... " " K
46 Ar St. Anthony 40, 57... " Lv

Minidoka — Twin Falls — Buhl — Wells
Table No. 60
Mts. 35-49 439 0 Lv Salt Lake... Utah Ar * 8.00
* 7.30 0 Lv Pocatello... Ida. Ar * 10.30
5.30 0 Minidoka... " Ar * 8.40
f 5.43 8 " Acequia... " Lv f 8.28
6.10 14 " Rupert 61... " " f 8.20
f 6.18 20 " Heyburn... " " f 8.08
6.35 22 " Burley 62... " " f 8.04
f 6.42 26 " Starr's Ferry... " " f 7.53
f 6.54 34 " Milner... " " f 7.41
7.07 41 " Murtaugh... " " f 7.29
7.20 50 " Hansen... " " f 7.16
7.27 53 " Kimberly... " " f 7.10
8.10 59 Ar Twin Falls... " Lv 7.00
8.20 59 Lv Twin Falls... " Ar 6.45
8.32 66 Ar Filer... " Lv 6.30
8.45 74 Ar Buhl... " Lv 6.15
* 7.00 0 Lv Twin Falls... " Ar * 5.15
f 7.22 11 " Berger... " Lv f 4.53
f 7.40 19 " Hollister... " " f 4.35
f 8.00 29 " Rogerson... " " f 4.15
f 9.09 56 " Delaplain... Nev. " f 3.08
f 9.37 69 " Contact... " " f 2.40
f 11.10 103 " Summer Camp... " " f 1.11
f 11.30 109 " Melandco... " " f 12.48
* 12.01 124 Ar Wells... " Lv * 12.15



Footnotes for Page 30

- * Daily. (f) Stops only on signal.
K Freight service only.
Northwest Greyhound Lines daily bus—Rail tickets honored.
Local freight with caboose only.
Mountain Time is used on this U. P. branch line, but trains to and from Wells, Nevada on the Southern Pacific main line use Pacific Time.

Minidoka — Rupert — Bliss
Table No. 61
Mts. 0 Lv Minidoka... Ida. Ar * 8.40
f 5.43 8 " Acequia... " Lv f 8.28
* 6.10 14 Ar Rupert... " Lv * 8.20
* 12.40 14 Lv Rupert... " Ar * 8.25
2.15 23 " Burley... " " f 8.10
3.15 63 " Twin Falls... " " f 7.10
70 " Filer... " "
80 " Buhl... " "
111 Ar Bliss... " Lv * 5.00
* 4.50 111 Ar Bliss... " Lv * 5.00

Burley — Declo
Table No. 62
Mts. 0 Lv Burley... Ida. Ar
9 Ar Declo... " Lv
K 0 Lv Burley... Ida. Ar
9 Ar Declo... " Lv K

Nyssa — Homedale — Marsing
Table No. 64
Mts. 0 Lv Nyssa 20... Ore. Ar
8 " Overstreet... " Lv
11 " Adrian... " "
17 " Napton... " "
25 " Homedale... Ida. "
31 " Claytonia... " "
33 Ar Marsing... " Lv
K 8 " Overstreet... " Lv
11 " Adrian... " "
17 " Napton... " "
25 " Homedale... Ida. "
31 " Claytonia... " "
33 Ar Marsing... " Lv K

Richfield — Hill City
Table No. 65
Mts. 0 Lv Shoshone 20... Ida. Ar
15 " Richfield 69... " Ar
20 " Rawson... " "
37 " Magic... " "
47 " Macon... " "
55 " Selby... " "
59 " Fairfield... " "
73 Ar Hill City... " Lv
K 0 Lv Shoshone 20... Ida. Ar
15 " Richfield 69... " Ar
20 " Rawson... " "
37 " Magic... " "
47 " Macon... " "
55 " Selby... " "
59 " Fairfield... " "
73 Ar Hill City... " Lv K

Nampa — Emmett — McCall
Table No. 67
Mts. 0 " Nampa 20... " Ar
0 " Fischer... " Lv
9 " Middleton... " "
19 " Jenness... " "
27 " Emmett 71... " "
41 " Montour... " "
50 " Horseshoe Bend... " "
64 " Banks... " "
83 " Smith's Ferry... " "
95 " Belvidere... " "
99 " Cascade... " "
111 " Arling... " "
119 " Donnelly... " "
133 Ar McCall... " Lv
K 0 " Nampa 20... " Ar
0 " Fischer... " Lv
9 " Middleton... " "
19 " Jenness... " "
27 " Emmett 71... " "
41 " Montour... " "
50 " Horseshoe Bend... " "
64 " Banks... " "
83 " Smith's Ferry... " "
95 " Belvidere... " "
99 " Cascade... " "
111 " Arling... " "
119 " Donnelly... " "
133 Ar McCall... " Lv K

Caldwell — Wilder
Table No. 68
Mts. 0 Lv Caldwell 20... Ida. Ar
7 " Greenleaf... " Lv
11 Ar Wilder... " Lv
K 0 Lv Caldwell 20... Ida. Ar
7 " Greenleaf... " Lv
11 Ar Wilder... " Lv K

Shoshone — Ketchum — Sun Valley
Table No. 69
Mts. 0 Lv Shoshone 20... Ida. Ar
15 " Richfield... " Lv
37 " Picabo... " "
52 " Bellevue... " "
57 " Hailey... " "
69 Ar Sun Valley (Ketchum)*... Lv
K 0 Lv Shoshone 20... Ida. Ar
15 " Richfield... " Lv
37 " Picabo... " "
52 " Bellevue... " "
57 " Hailey... " "
69 Ar Sun Valley (Ketchum)*... Lv K

Ontario — Vale and Brogan
Vale — Crane and Burns
Table No. 70
Mts. 0 Lv Ontario 20... Ore. Ar
4 " Cairo... " Lv
7 " Luse... " "
10 " Mallett... " "
16 Ar Vale... " Lv
K 0 Lv Ontario 20... Ore. Ar
4 " Cairo... " Lv
7 " Luse... " "
10 " Mallett... " "
16 Ar Vale... " Lv K

Payette — Emmett
Table No. 71
Mts. 0 Lv Payette 20... Ida. Ar
5 " Fruitland... " Lv
7 " Buckingham... " "
17 " New Plymouth... " "
21 " Letha... " "
29 Ar Emmett 67... " Lv
K 0 Lv Payette 20... Ida. Ar
5 " Fruitland... " Lv
7 " Buckingham... " "
17 " New Plymouth... " "
21 " Letha... " "
29 Ar Emmett 67... " Lv K

Portland — La Grande — Joseph
Table No. 72
Mts. 0 Lv Portland... Ore. Ar
299 Ar La Grande... " Lv
K 0 Lv Portland... Ore. Ar
299 Ar La Grande... " Lv K

Weiser — New Meadows
Table No. 73
Mts. 0 Lv Weiser 20... Ida. Ar
12 " Presley... " Lv
32 " Midvale... " "
41 " Cambridge... " "
50 " Goodrich... " "
60 " Council... " "
67 " Fruitvale... " "
69 " Starkey... " "
72 " Glendale... " "
80 " Woodland... " "
82 " Tamarack... " "
90 Ar New Meadows... " Lv
K 0 Lv Weiser 20... Ida. Ar
12 " Presley... " Lv
32 " Midvale... " "
41 " Cambridge... " "
50 " Goodrich... " "
60 " Council... " "
67 " Fruitvale... " "
69 " Starkey... " "
72 " Glendale... " "
80 " Woodland... " "
82 " Tamarack... " "
90 Ar New Meadows... " Lv K

Union Pacific Branch Lines

Portland and Spokane Short Line
See Page 32 for additional bus service. Rail tickets honored.
Bus Daily 10.55 12.14 12.49 3.00
Bus Daily 6.30 7.50 8.20 10.29
18-20 Daily 9.45 11.09 11.55
Mts. 0 Lv Portland... Ore. Ar
63 " Hood River... " Lv
64 " The Dalles... " "
84 " Umatilla... " "
138 " Arlington... " "
184 Ar Hinkle... " Lv
184 Lv Hinkle... " Ar
212 Ar Wallula... Wash. Lv
236 " Page... " "
253 " Scott... " "
260 " Ruxby... " "
267 Ar Ayer... " Lv
267 Lv Ayer... " Ar
289 Ar Hooper Jct... " Lv
310 " Marengo... " "
354 " Cheney... " "
361 " Marshall... " "
370 Ar Spokane... Wash. Lv
K 0 Lv Portland... Ore. Ar
63 " Hood River... " Lv
64 " The Dalles... " "
84 " Umatilla... " "
138 " Arlington... " "
184 Ar Hinkle... " Lv
184 Lv Hinkle... " Ar
212 Ar Wallula... Wash. Lv
236 " Page... " "
253 " Scott... " "
260 " Ruxby... " "
267 Ar Ayer... " Lv
267 Lv Ayer... " Ar
289 Ar Hooper Jct... " Lv
310 " Marengo... " "
354 " Cheney... " "
361 " Marshall... " "
370 Ar Spokane... Wash. Lv K

Walla Walla — Wallula
Table No. 75
Mts. 0 Lv Walla Walla Wn. Ar
7 " Garrett... " "
11 " Whitman... " "
16 " Lowden... " "
16 " Touchet... " "
23 Lv Reese... " "
31 Ar Wallula... Wash. Lv
K 0 Lv Walla Walla Wn. Ar
7 " Garrett... " "
11 " Whitman... " "
16 " Lowden... " "
16 " Touchet... " "
23 Lv Reese... " "
31 Ar Wallula... Wash. Lv K

Ayer — Spokane
See Page 32 for bus service. Rail tickets honored.
Mts. 0 Lv Ayer... Wash. Ar
21 " Hooper Jct... " Lv
22 " Hooper... " "
37 " La Crosse... " "
48 " Winona... " "
53 " Endicott... " "
73 " Colfax... " "
91 " Garfield... " "
100 " Farmington... " "
112 Ar Tekoa... " Lv
112 Lv Tekoa... " Ar
119 " Latah... " "
127 " Fairfield... " "
134 " Rockford... " "
155 Lv Dishman... " "
157 Ar East Spokane... " "
161 Ar Spokane... Wash. Lv
K 0 Lv Ayer... Wash. Ar
21 " Hooper Jct... " Lv
22 " Hooper... " "
37 " La Crosse... " "
48 " Winona... " "
53 " Endicott... " "
73 " Colfax... " "
91 " Garfield... " "
100 " Farmington... " "
112 Ar Tekoa... " Lv
112 Lv Tekoa... " Ar
119 " Latah... " "
127 " Fairfield... " "
134 " Rockford... " "
155 Lv Dishman... " "
157 Ar East Spokane... " "
161 Ar Spokane... Wash. Lv K

Spokane — Kellogg — Wallace
Table No. 79
Buses are on Mountain Time at Kellogg-Wardner, Osburn and Wallace
Bus Daily 2.20
Daily Ex. Sun. & Hol. 4.30
Bus Daily 8.45
Mts. 0 Lv Spokane 20, 74... Wash. Ar
4 " East Spokane... " "
7 " Dishman... " "
10 " Chester... " "
16 " Mica... " "
19 " Freeman... " "
22 " Manito... " "
27 " Rockford... " "
34 " Fairfield... " "
42 " Latah... " "
49 Ar Tekoa... " Lv
49 Lv Tekoa... " Ar
65 " Plummer Jct... Ida. Lv
72 " Chatcolet... " "
75 " O'Gara... " "
80 " Harrison... " "
83 " Springston... " "
88 " Black Lake... " "
95 " Lane... " "
99 " Rose Lake... " "
107 " Cataldo... " "
112 " Enaville... " "
113 " Pine Creek... " "
119 " Kellogg-Wardner... " "
125 " Osburn... " "
130 Ar Wallace... Ida. Lv
K 0 Lv Spokane 20, 74... Wash. Ar
4 " East Spokane... " "
7 " Dishman... " "
10 " Chester... " "
16 " Mica... " "
19 " Freeman... " "
22 " Manito... " "
27 " Rockford... " "
34 " Fairfield... " "
42 " Latah... " "
49 Ar Tekoa... " Lv
49 Lv Tekoa... " Ar
65 " Plummer Jct... Ida. Lv
72 " Chatcolet... " "
75 " O'Gara... " "
80 " Harrison... " "
83 " Springston... " "
88 " Black Lake... " "
95 " Lane... " "
99 " Rose Lake... " "
107 " Cataldo... " "
112 " Enaville... " "
113 " Pine Creek... " "
119 " Kellogg-Wardner... " "
125 " Osburn... " "
130 Ar Wallace... Ida. Lv K

Colfax — Moscow
See Page 32 for bus service. Rail tickets honored.
Mts. 0 Lv Colfax... Wash. Ar
10 " Shawnee... " Lv
19 " Pullman... " Lv
28 Ar Moscow... Ida. Lv
K 0 Lv Colfax... Wash. Ar
10 " Shawnee... " Lv
19 " Pullman... " Lv
28 Ar Moscow... Ida. Lv K

Colfax — Moscow
Table No. 76a
Mts. 0 Lv Colfax... Wash. Ar
10 " Shawnee... " Lv
19 " Pullman... " Lv
28 Ar Moscow... Ida. Lv
K 0 Lv Colfax... Wash. Ar
10 " Shawnee... " Lv
19 " Pullman... " Lv
28 Ar Moscow... Ida. Lv K

Ayer — Lewiston
See Page 32 for supplemental bus service. Rail tickets honored.
Mts. 0 Lv Ayer... " Ar
17 Ar Riparia... " Lv
K 0 Lv Ayer... " Ar
17 Ar Riparia... " Lv K

Hinkle — Yakima
See Page 32, Table 84a, for bus service. Rail tickets honored.
Mixed Daily 7.00 8.05 8.15 8.30 8.52 10.12 10.50 11.10 11.30
Mts. 958 Lv Hinkle... Ore. Ar 4.00
986 Ar Wallula... Wash. Lv 2.55
0 Lv Wallula... Wash. Lv 2.05
9 " Villard... " Lv 1.45
16 " Kennewick... " " 1.20
39 " Benton City... " " 12.01
53 " North Prosser... " " 11.29
60 " Grandview... " " 11.00
66 Ar Midvale... " Lv 10.53
69 Ar Sunnyside Wash. Lv
69 Lv Sunnyside Wash. Ar
66 Lv Midvale... Wash. Ar 10.53
70 " Emerald... " Lv 10.45
76 " Granger... " " 10.32
81 " Zillah... " " 10.22
84 " Buena... " " 10.15
87 " Sawyer... " " 10.05
89 " Donald... " " 10.00
93 " Parker... " " 9.50
101 Ar Yakima... Wash. Lv 9.30
K 958 Lv Hinkle... Ore. Ar 4.00
986 Ar Wallula... Wash. Lv 2.55
0 Lv Wallula... Wash. Lv 2.05
9 " Villard... " Lv 1.45
16 " Kennewick... " " 1.20
39 " Benton City... " " 12.01
53 " North Prosser... " " 11.29
60 " Grandview... " " 11.00
66 Ar Midvale... " Lv 10.53
69 Ar Sunnyside Wash. Lv
69 Lv Sunnyside Wash. Ar
66 Lv Midvale... Wash. Ar 10.53
70 " Emerald... " Lv 10.45
76 " Granger... " " 10.32
81 " Zillah... " " 10.22
84 " Buena... " " 10.15
87 " Sawyer... " " 10.05
89 " Donald... " " 10.00
93 " Parker... " " 9.50
101 Ar Yakima... Wash. Lv 9.30

Hinkle — Yakima
See Page 32, Table 84a, for bus service. Rail tickets honored.
Mixed Daily 7.00 8.05 8.15 8.30 8.52 10.12 10.50 11.10 11.30
Mts. 958 Lv Hinkle... Ore. Ar 4.00
986 Ar Wallula... Wash. Lv 2.55
0 Lv Wallula... Wash. Lv 2.05
9 " Villard... " Lv 1.45
16 " Kennewick... " " 1.20
39 " Benton City... " " 12.01
53 " North Prosser... " " 11.29
60 " Grandview... " " 11.00
66 Ar Midvale... " Lv 10.53
69 Ar Sunnyside Wash. Lv
69 Lv Sunnyside Wash. Ar
66 Lv Midvale... Wash. Ar 10.53
70 " Emerald... " Lv 10.45
76 " Granger... " " 10.32
81 " Zillah... " " 10.22
84 " Buena... " " 10.15
87 " Sawyer... " " 10.05
89 " Donald... " " 10.00
93 " Parker... " " 9.50
101 Ar Yakima... Wash. Lv 9.30
K 958 Lv Hinkle... Ore. Ar 4.00
986 Ar Wallula... Wash. Lv 2.55
0 Lv Wallula... Wash. Lv 2.05
9 " Villard... " Lv 1.45
16 " Kennewick... " " 1.20
39 " Benton City... " " 12.01
53 " North Prosser... " " 11.29
60 " Grandview... " " 11.00
66 Ar Midvale... " Lv 10.53
69 Ar Sunnyside Wash. Lv
69 Lv Sunnyside Wash. Ar
66 Lv Midvale... Wash. Ar 10.53
70 " Emerald... " Lv 10.45
76 " Granger... " " 10.32
81 " Zillah... " " 10.22
84 " Buena... " " 10.15
87 " Sawyer... " " 10.05
89 " Donald... " " 10.00
93 " Parker... " " 9.50
101 Ar Yakima... Wash. Lv 9.30

Footnotes for Page 31
♦ Empire Lines, Rail tickets honored.
† Daily except Sunday.
‡ Stops to let off paying passengers from Hinkle or beyond.
K Freight service only.
Time from 12:01 midnight to 12:00 noon shown in light face type.
Time from 12:01 noon to 12:00 midnight shown in heavy face type.
Figures opposite junction points refer to tables showing diverging trains.

Spokane — Kellogg — Wallace
Table No. 79
Buses are on Mountain Time at Kellogg-Wardner, Osburn and Wallace
Bus Daily 2.20
Daily Ex. Sun. & Hol. 4.30
Bus Daily 8.45
Mts. 0 Lv Spokane 20, 74... Wash. Ar
4 " East Spokane... " "
7 " Dishman... " "
10 " Chester... " "
16 " Mica... " "
19 " Freeman... " "
22 " Manito... " "
27 " Rockford... " "
34 " Fairfield... " "
42 " Latah... " "
49 Ar Tekoa... " Lv
49 Lv Tekoa... " Ar
65 " Plummer Jct... Ida. Lv
72 " Chatcolet... " "
75 " O'Gara... " "
80 " Harrison... " "
83 " Springston... " "
88 " Black Lake... " "
95 " Lane... " "
99 " Rose Lake... " "
107 " Cataldo... " "
112 " Enaville... " "
113 " Pine Creek... " "
119 " Kellogg-Wardner... " "
125 " Osburn... " "
130 Ar Wallace... Ida. Lv
K 0 Lv Spokane 20, 74... Wash. Ar
4 " East Spokane... " "
7 " Dishman... " "
10 " Chester... " "
16 " Mica... " "
19 " Freeman... " "
22 " Manito... " "
27 " Rockford... " "
34 " Fairfield... " "
42 " Latah... " "
49 Ar Tekoa... " Lv
49 Lv Tekoa... " Ar
65 " Plummer Jct... Ida. Lv
72 " Chatcolet... " "
75 " O'Gara... " "
80 " Harrison... " "
83 " Springston... " "
88 " Black Lake... " "
95 " Lane... " "
99 " Rose Lake... " "
107 " Cataldo... " "
112 " Enaville... " "
113 " Pine Creek... " "
119 " Kellogg-Wardner... " "
125 " Osburn... " "
130 Ar Wallace... Ida. Lv K

Spokane — Kellogg — Wallace
Table No. 79
Buses are on Mountain Time at Kellogg-Wardner, Osburn and Wallace
Bus Daily 2.20
Daily Ex. Sun. & Hol. 4.30
Bus Daily 8.45
Mts. 0 Lv Spokane 20, 74... Wash. Ar
4 " East Spokane... " "
7 " Dishman... " "
10 " Chester... " "
16 " Mica... " "
19 " Freeman... " "
22 " Manito... " "
27 " Rockford... " "
34 " Fairfield... " "
42 " Latah... " "
49 Ar Tekoa... " Lv
49 Lv Tekoa... " Ar
65 " Plummer Jct... Ida. Lv
72 " Chatcolet... " "
75 " O'Gara... " "
80 " Harrison... " "
83 " Springston... " "
88 " Black Lake... " "
95 " Lane... " "
99 " Rose Lake... " "
107 " Cataldo... " "
112 " Enaville... " "
113 " Pine Creek... " "
119 " Kellogg-Wardner... " "
125 " Osburn... " "
130 Ar Wallace... Ida. Lv
K 0 Lv Spokane 20, 74... Wash. Ar
4 " East Spokane... " "
7 " Dishman... " "
10 " Chester... " "
16 " Mica... " "
19 " Freeman... " "
22 " Manito... " "
27 " Rockford... " "
34 " Fairfield... " "
42 " Latah... " "
49 Ar Tekoa... " Lv
49 Lv Tekoa... " Ar
65 " Plummer Jct... Ida. Lv
72 " Chatcolet... " "
75 " O'Gara... " "
80 " Harrison... " "
83 " Springston... " "
88 " Black Lake... " "
95 " Lane... " "
99 " Rose Lake... " "
107 " Cataldo... " "
112 " Enaville... " "
113 " Pine Creek... " "
119 " Kellogg-Wardner... " "
125 " Osburn... " "
130 Ar Wallace... Ida. Lv K

Connecting Bus Service

Pendleton — Walla Walla — Lewiston — Pullman — Moscow — Colfax — Spokane

Table No. 84 (Pacific Time) connecting bus service between Pendleton, Walla Walla, Lewiston, Pullman, Moscow, Colfax, and Spokane.

Pendleton—Walla Walla—Yakima

Table No. 84a (Pacific Time) connecting bus service between Pendleton, Walla Walla, and Yakima.

The Dalles — Bend

Table No. 86 (Pacific Time) connecting bus service between The Dalles and Bend.

Western Greyhound Lines—Rail tickets honored. Pacific Trailways—Rail tickets honored. Capitol Stages—Rail tickets honored. (H.S.) Highway Stop. (f) Stops only on signal. Buses use bus stations at Fremont and Lincoln, not railroad depots.

Fremont — Lincoln

Table No. 88 (Central Time) connecting bus service between Fremont and Lincoln.

Columbus — Lincoln

Table No. 89 (Central Time) connecting bus service between Columbus and Lincoln.

Grand Island — Hastings

Via Yellow Diamond Lines—Rail Tickets Honored

Table No. 90 (Central Time) connecting bus service between Grand Island and Hastings.

Lincoln — Omaha (Rail Tickets Honored)

Table No. 91 (Central Time) connecting bus service between Lincoln and Omaha.

Connections at Omaha

Table showing connections at Omaha for routes 20, 106, 102, 104, 112, C. M. St. P. & P., 111, 101, 103, 105, 19.

Table showing connections at Omaha for routes 16-17, Mo. Pac., 17, 14, C. G. W., 13, 8, 10, C. R. I. & P., 9, 7.

Table showing connections at Omaha for routes 20, 26, 22, C. B. & Q., 23, 27, 21, 30, 8, 12, 18, 10, C. B. & Q., 11, 17, 1, 7, 3.

Connections at Kansas City

Table showing connections at Kansas City for routes 18, 16, 2, 24, 12, 20, A. T. & S. F., 23, 19, 15, 9, 1, 17.

Table showing connections at Kansas City for routes 1, 15-9, K. C. S., 10-16, 2.

Table showing connections at Kansas City for routes 105, 107-3, Frisco Lines, 4-108, 10-106.

Table showing connections at Kansas City for routes 4, C. R. I. & P., 3, 18, 16, C. R. I. & P., 15, 17.

Table showing connections at Kansas City for routes 36, 56, C. B. & Q., 55, 35.

Table showing connections at Kansas City for routes 14, 18, 16, 12, Mo. Pac., 19, 17, 11, 15.

Connections at Denver

Table showing connections at Denver for routes 7, 17, 1, D & R G W, 2, 18, 8, 27-7, 21-1, C & S, 2-22, 8-28.

Connections at Portland

Table with columns for No 9-58 Shasta, No 11-52 Cascade, Southern Pacific, No 51-12 Cascade, No 57-10 Shasta. Rows include Portland (So. Pac.), Salem, Eugene, Klamath Falls, Davis, Sacramento (Bus.), Martinez (So. Pac.), Oakland (16th St.), San Francisco (3rd Townsend), Martinez, Fresno, Los Angeles.

Connections at Seattle

Table with columns for 358, 360, Great Northern, 357, 359. Rows include Seattle, Edmonds, Everett, Bellingham, New Westminster, B.C., Vancouver.

Connections at Salt Lake City

Table with columns for 17, Western Pacific, 18. Rows include Salt Lake City, Sacramento (P.T.), Stockton, Oakland, San Francisco (P.T.).

Connections at Spokane and Butte

Table with columns for 2-Bus, 26, N. P., 25, Bus-1, Bus-2, 26, N. P., 25, 1-Bus, 311, N. P., 314. Rows include Spokane, Missoula, Helena (State Capital), Butte, Butte, Bozeman, Livingston, Billings, Miles City, Dickinson, Bismarck.

Connections at Los Angeles

Table with columns for #80, 78, 76, 74, 72, 70, A. T. & S. F., 71, 73, 75, 77, #79, 81. Rows include Los Angeles, Fullerton, Anaheim, Orange, Santa Ana, Oceanside, Del Mar, San Diego.

Footnotes for Pages 33, 34 and 35

All trains daily except when otherwise indicated. # Sundays and Holidays only. Operates Mondays, Thursdays and Saturdays (Daily May 30, 1964, thru Sept. 13, 1964). Operates Sundays, Wednesdays and Fridays (Daily May 30, 1964, thru Sept. 13, 1964). Except Monday. Stops on signal. Daily except Sunday and holidays. Daily. Daily Except Saturday. Daily except Sunday. Saturday only. R Conditional stop; consult agent. T Stops to receive for Los Angeles. C. & N. W. R. R. to and from Rochester. Sundays leave Youngstown 4:08 p.m. arrive Chicago 11:59p.m. Time from 12:01 midnight to 12:00 noon shown in light face type. Time from 12:01 noon to 12:00 midnight shown in heavy face type.

UNION PACIFIC TRAINS USE THESE STATIONS

Boise, Idaho: Union Pacific Station. Butte, Montana: Union Station. Cheyenne, Wyo: Union Pacific Station. Chicago, Illinois: Union Station, Canal Street and Jackson Boulevard. Denver, Colorado: Union Station. Kansas City, Mo: Union Station, Main Street and Union Station Plaza. Los Angeles, Calif: Los Angeles Union Passenger Terminal. East Los Angeles: Union Pacific Station. Oakland, Calif: Southern Pacific 16th Street Station. Ogden, Utah: Union Station. Olympia, Wash: Union Pacific Station. Omaha, Nebraska: Union Station, 10th and Marcy Streets. Pendleton, Oregon: Union Pacific Station, Corner Main and Frazer Sts. Pocatello, Idaho: Union Pacific Station. Portland, Oregon: Union Station, Sixth and Johnson Streets. Riverside, Calif: Union Pacific Station. San Bernardino, Calif: Union Station. San Francisco, Calif: Third and Townsend Station. Salina, Kansas: Union Station. Salt Lake City, Utah: Union Pacific Station. Seattle, Wash: Union Station, 4th Avenue, South, and Jackson Street. Spokane, Washington: Union Station. St. Louis, Mo: Union Station, 18th and Market Streets. Tacoma, Washington: Union Station. Topeka, Kansas: Union Pacific Station, Railroad and North Jackson Streets.

for business—RELAX ON A TRAIN—for pleasure

Rest easy—dine comfortably—arrive refreshed—by train. Step into a new Hertz or Avis car, reserved for you when you buy your ticket. That's smart business.

rent a car AVIS or HERTZ at your destination

Low car rental rates cover gasoline, oil and proper insurance. Ask about "Rent it here—Leave it there" service—especially advantageous for pleasure travel. Rail travel credit cards accepted.

Connections at Chicago and St. Louis

Times Shown Below are Standard Time

New York Central System Chicago, Buffalo, Albany, New York, Boston

Table with columns for 90, 2, 26, 8, 28, 6, La Salle St. Station, 39, 27, 25, Sat. Only, Ex. Sat., 19, 17, 59. Rows include Chicago (C.T.), Cleveland (E.T.), Buffalo, Albany, New York, Boston (E.T.).

Chicago-Indianapolis-Cincinnati

Table with columns for 304, 302, Central Station, 303, 305, 312-16, 15-341. Rows include Chicago (C.T.), Indianapolis (E.T.), Cincinnati (E.T.).

Chicago-Cincinnati-Washington-Norfolk

Table with columns for 304, 302, Central Station, 303, 305, Sat. Only, Ex. Sun., 366, 368, 40, 356, 8, 354-22, La Salle St. Station, 391, 17, 355, 21-357, 369, Sun. Only, 19. Rows include Chicago (C.T.), Toledo, Indianapolis (E.T.), Cincinnati (E.T.), Washington (C. & O.), Richmond (C. & O.), Norfolk (E.T.) C&O (MC).

Chicago-Detroit-Toronto-Montreal

Table with columns for 391, 17, 355, 21-357, 369, Sun. Only, 19. Rows include Chicago (C.T.), Kalamazoo (E.T.), Battle Creek, Jackson, Detroit, Toronto (C.P.), Montreal (CP) (CN).

Pennsylvania Railroad Chicago, Washington, New York

Table with columns for 54-32, 50, 28, 48, 22, Union Station, 23, 49, 29, 55, 53. Rows include Chicago (C.T.), Pittsburgh (E.T.), Harrisburg, Washington, Philadelphia (North), New York (E.T.).

Chicago, Cincinnati, Norfolk

Table with columns for 74, 70, Union Station, 71, 75, 32, 30, 4, 31, 3. Rows include Chicago (C.T.), Logansport (VanSta. (E.T)), Richmond (E.T.), Cincinnati (E.T.), Norfolk (E.T.) N & W.

St. Louis, Washington, New York

Baltimore and Ohio Railroad

Table with columns for 8-108, 6, 10-2, Grand Central Station, 173-9, 5, 107-7, 12-112, 2, 111-11, 1. Rows include Chicago (C.T.), Pittsburgh (E.T.), Washington (E.T.), Baltimore (Camden Sta.)

Gulf Mobile & Ohio R. R. Chicago-St. Louis

Table with columns for 7, 5, 3, 1, Union Station, 2, 4, 6, 8, 111, 121, Dearborn Station, 110, 124. Rows include Chicago (C.T.), Springfield, St. Louis (C.T.).

Wabash R. R. Chicago-St. Louis

Erie Lackawanna Railroad Chicago, Youngstown, New York

Table with columns for 8, 2, 6, Dearborn Station, 1, 5, 7, 21, 22, 6, La Salle Street Station, 5. Rows include Chicago (C.T.), Youngstown (E.T.), New York (E.T.).

Illinois Central Railroad Chicago, St. Louis

Nickel Plate—E. L. R. R. Chicago, Cleveland, New York

C. & E. I.—L. & N. Chicago, St. Louis, Evansville, Nashville

Table with columns for 95, 53, 93, Dearborn Station, 80-54, 94, 92, *8, 6, 14, 20-16, Dearborn Station, 5, *7, 15, 17. Rows include Chicago (C&E), St. Louis (L&N), Evansville (L&N), Nashville (C.T.) (L&N), Chicago (C.T.), Hamilton (E.T.), Toronto, Montreal (E.T.).

Grand Trunk—Canadian National Rys. Chicago, Toronto, Montreal

RESERVED COACH SEAT CHARGES

"THE CHALLENGER" — "CITY OF LOS ANGELES" — "CITY OF SAN FRANCISCO"

BETWEEN	Chicago, Ill.	Savanna, Ill.	Perry, Ia.	Omaha, Neb.	Grand Island, Neb.	Sidney, Neb.	Cheyenne, Wyo.	Ogden, Utah	Salt Lake City, Utah	Milford, Utah	Las Vegas Nev.	Los Angeles, Cal.	Reno, Nev.	Sacramento, Cal.	San Francisco, Cal.
Chicago, Ill.	\$.	\$ ②	\$.50	\$.50	\$1.50	\$1.50	\$1.50	\$1.50	\$1.50	\$2.00	\$2.00	\$2.00	\$2.00	\$2.00	\$2.00
Savanna, Ill.	②	.50	.50	.50	1.50	1.50	1.50	1.50	1.50	2.00	2.00	2.00	2.00	2.00	2.00
Perry, Ia.	.50	.50	.50	.50	1.50	1.50	1.50	1.50	1.50	2.00	2.00	2.00	2.00	2.00	2.00
Omaha, Neb.	.50	.50	.50	.50	1.00	1.00	1.00	1.00	1.00	1.50	1.50	1.50	1.50	1.50	1.50
Grand Island, Neb.	1.50	1.50	1.50	1.00	1.00	1.00	1.00	1.00	1.00	1.50	1.50	1.50	1.50	1.50	1.50
Sidney, Neb.	1.50	1.50	1.50	1.00	1.00	1.00	1.00	1.00	1.00	1.50	1.50	1.50	1.50	1.50	1.50
Cheyenne, Wyo.	1.50	1.50	1.50	1.00	1.00	1.00	1.00	1.00	1.00	1.50	1.50	1.50	1.50	1.50	1.50
Ogden, Utah	1.50	1.50	1.50	1.00	1.00	1.00	1.00	1.00	1.00	1.50	1.50	1.50	1.50	1.50	1.50
Salt Lake City, Utah	1.50	1.50	1.50	1.00	1.00	1.00	1.00	1.00	1.00	1.00	1.00	1.00	1.00	1.00	1.00
Milford, Utah	2.00	2.00	2.00	1.50	1.50	1.50	1.50	1.50	1.00	1.00	1.00	1.00	1.00	1.00	1.00
Las Vegas, Nev.	2.00	2.00	2.00	1.50	1.50	1.50	1.50	1.50	1.00	1.00	1.00	1.00	1.00	1.00	1.00
Los Angeles, Cal.	2.00	2.00	2.00	1.50	1.50	1.50	1.50	1.50	1.00	1.00	1.00	1.00	1.00	1.00	1.00
Reno, Nev.	2.00	2.00	2.00	1.50	1.50	1.50	1.50	1.50	1.00	1.00	1.00	1.00	1.00	1.00	1.00
Sacramento, Cal.	2.00	2.00	2.00	1.50	1.50	1.50	1.50	1.50	1.00	1.00	1.00	1.00	1.00	1.00	1.00
San Francisco, Cal.	2.00	2.00	2.00	1.50	1.50	1.50	1.50	1.50	1.00	1.00	1.00	1.00	1.00	1.00	1.00

"CITY OF ST. LOUIS" — "CITY OF ST. LOUIS-CITY OF SAN FRANCISCO"

BETWEEN	St. Louis, Mo.	Moberly, Mo.	Kansas City, Mo.	Topeka, Kan.	Salina, Kan.	Denver, Colo.	Rawlins, Wyo.	Ogden, Utah	Salt Lake City, Utah	Milford, Utah	Las Vegas, Nev.	Los Angeles, Cal.	Reno, Nev.	Sacramento, Cal.	San Francisco, Cal.
St. Louis, Mo.	\$.	\$ ①	\$ ①	\$1.50	\$1.50	\$1.50	\$1.50	\$1.50	\$1.50	\$2.00	\$2.00	\$2.00	\$2.00	\$2.00	\$2.00
Moberly, Mo.	①	.50	.50	1.50	1.50	1.50	1.50	1.50	1.50	2.00	2.00	2.00	2.00	2.00	2.00
Kansas City, Mo.	①	.50	.50	1.00	1.00	1.00	1.00	1.00	1.00	1.50	1.50	1.50	1.50	1.50	1.50
Topeka, Kan.	1.50	1.50	1.00	1.00	1.00	1.00	1.00	1.00	1.00	1.50	1.50	1.50	1.50	1.50	1.50
Salina, Kan.	1.50	1.50	1.00	1.00	1.00	1.00	1.00	1.00	1.00	1.50	1.50	1.50	1.50	1.50	1.50
Denver, Colo.	1.50	1.50	1.00	1.00	1.00	1.00	1.00	1.00	1.00	1.50	1.50	1.50	1.50	1.50	1.50
Rawlins, Wyo.	1.50	1.50	1.00	1.00	1.00	1.00	1.00	1.00	1.00	1.50	1.50	1.50	1.50	1.50	1.50
Ogden, Utah	1.50	1.50	1.00	1.00	1.00	1.00	1.00	1.00	1.00	1.50	1.50	1.50	1.50	1.50	1.50
Salt Lake City, Utah	1.50	1.50	1.00	1.00	1.00	1.00	1.00	1.00	1.00	1.00	1.00	1.00	1.00	1.00	1.00
Milford, Utah	2.00	2.00	1.50	1.50	1.50	1.50	1.50	1.50	1.00	1.00	1.00	1.00	1.00	1.00	1.00
Las Vegas, Nev.	2.00	2.00	1.50	1.50	1.50	1.50	1.50	1.50	1.00	1.00	1.00	1.00	1.00	1.00	1.00
Los Angeles, Cal.	2.00	2.00	1.50	1.50	1.50	1.50	1.50	1.50	1.00	1.00	1.00	1.00	1.00	1.00	1.00
Reno, Nev.	2.00	2.00	1.50	1.50	1.50	1.50	1.50	1.00	1.00	1.00	1.00	1.00	1.00	1.00	1.00
Sacramento, Cal.	2.00	2.00	1.50	1.50	1.50	1.50	1.50	1.00	1.00	1.00	1.00	1.00	1.00	1.00	1.00
San Francisco, Cal.	2.00	2.00	1.50	1.50	1.50	1.50	1.50	1.00	1.00	1.00	1.00	1.00	1.00	1.00	1.00

Each person occupying a seat, including children, must pay full Reserved Coach Seat Fare.

NO REFUND unless space released not later than:

- 48 hours before departure if bought more than 48 hours in advance.
- 24 hours before departure if bought 24 to 48 hours in advance.
- 3 hours before departure if bought on day of departure.

Only exception is for missed connection due to delayed trains.

- Charge not applicable locally on Wabash R. R.
- Charge not applicable locally Chicago-Savanna, Ill. inclusive. The Reserved Seat charge does not apply on trips made within the State of California.

Check the advantages
of the

Low Family Fares

- • Saves money when family travels together by train
- • Liberal baggage allowance
- • Start trip on Monday, Tuesday, Wednesday or Thursday.
- • On Round Trips return on any day of the week.
- • Good on all Trains.



Ask your local Union Pacific Agent to figure the cost for you

Union Pacific

ONE WAY RAIL FARES

The WESTBOUND fares shown herein are those in effect April 15, 1964, and do not reflect any change in fares which may be authorized at a subsequent date. Fares are quoted as information only and are not to be used for selling purposes.

FROM	TO		Los Angeles, San Diego, Calif.		San Francisco, Calif.		Portland, Ore.		Seattle, Wash.		Spokane, Walla Walla, Wash.		Salt Lake City, Utah		Denver, Colo.		Boise, Ida.		Las Vegas, Nev.	
	CLASS	FARE	FIRST	COACH	FIRST	COACH	FIRST	COACH	FIRST	COACH	FIRST	COACH	FIRST	COACH	FIRST	COACH	FIRST	COACH	FIRST	COACH
Akron, Ohio (via B&O or E-LRR and Chicago)	\$111.04	\$82.64	\$111.04	\$82.64	\$108.23	\$80.41	\$108.23	\$80.41	\$96.04	\$70.82	\$83.09	\$60.63	\$65.43	\$46.71	\$94.77	\$69.84	\$100.46	\$74.31	\$136.13	\$97.30
Albany, N. Y. (via Chicago)	146.71	105.63	146.71	105.63	143.90	103.40	143.90	103.40	131.71	94.41	118.76	83.62	101.10	69.70	130.44	92.83	136.13	92.83	136.13	92.83
Atlanta, Ga. (via Chicago)	102.27	77.01	102.27	77.01	111.22	85.84	111.90	85.84	99.70	76.67	81.03	62.48	60.39	47.09	92.67	71.34	98.40	75.29	92.67	71.34
Atlanta, Ga. (via St. Louis or Kansas City)	91.34	71.45	92.87	72.40	111.22	85.84	111.90	85.84	99.70	76.67	81.03	62.48	60.39	47.09	92.67	71.34	98.40	75.29	92.67	71.34
Baltimore, Md. (via B&O)	138.14	99.91	140.59	99.91	137.78	97.69	137.78	97.69	125.59	89.10	112.64	77.91	94.98	63.99	124.32	87.12	130.01	91.59	124.32	87.12
Baltimore, Md. (via PennaRR)	142.76	103.14	142.76	103.14	139.95	100.91	139.95	100.91	127.76	91.32	114.81	81.13	97.15	67.21	126.49	90.34	132.18	94.81	126.49	90.34
Birmingham, Ala. (via Chicago)	102.27	77.01	102.27	77.01	104.15	81.40	104.83	81.40	92.63	72.19	73.96	58.30	55.18	42.03	85.60	67.44	91.51	71.97	85.60	67.44
Birmingham, Ala. (via St. Louis or Kansas City)	84.27	66.39	91.80	72.34	104.15	81.40	104.83	81.40	92.63	72.19	73.96	58.30	55.18	42.03	85.60	67.44	91.51	71.97	85.60	67.44
Boston, Mass. (via Albany)	161.91	115.24	161.91	115.24	159.10	113.01	159.10	113.01	146.91	103.42	133.96	93.23	116.30	79.31	145.64	102.44	151.33	106.91	145.64	102.44
Buffalo, N. Y. (via NYC)	125.24	92.31	125.24	92.31	122.43	90.08	122.43	90.08	110.24	80.49	97.29	70.30	79.63	56.38	108.97	79.51	114.66	83.98	108.97	79.51
Buffalo, N. Y. (via Nickel Plate)	119.87	89.90	119.87	89.90	117.06	87.67	117.06	87.67	104.87	78.08	91.92	67.89	74.26	53.97	103.60	77.10	109.29	81.57	103.60	77.10
Charleston, W. Va.	113.13	83.93	113.13	83.93	115.38	86.15	115.38	86.15	103.19	78.56	89.71	64.98	70.53	49.91	101.35	74.19	107.08	78.68	101.35	74.19
Chatanooga, Tenn. (via Chicago)	98.93	77.01	102.27	77.01	105.76	81.69	106.81	81.69	94.61	72.52	75.57	58.33	56.39	43.26	87.21	67.18	92.94	72.00	87.21	67.18
Chatanooga, Tenn. (via St. Louis)	87.87	68.19	95.40	74.14	105.76	81.69	106.81	81.69	94.61	72.52	75.57	58.33	56.39	43.26	87.21	67.18	92.94	72.00	87.21	67.18
Chicago, Ill.	85.56	67.39	85.56	67.39	82.75	65.16	82.75	65.16	70.56	55.57	57.61	45.38	39.95	31.46	69.29	54.59	74.98	59.05	69.29	54.59
Cincinnati, Ohio (via NYC or PennaRR)	104.64	78.52	104.64	78.52	104.98	79.14	104.98	79.14	92.79	69.55	79.84	59.37	61.43	44.50	91.52	68.77	97.21	73.05	91.52	68.77
Cleveland, Ohio (via NYC)	111.30	83.64	111.30	83.64	108.49	81.41	108.49	81.41	96.39	71.82	83.35	61.63	65.49	47.71	95.03	70.84	97.21	75.31	95.03	70.84
Cleveland, Ohio (via Nickel Plate)	107.80	81.99	107.80	81.99	105.00	79.76	105.00	79.76	92.80	69.55	79.84	59.37	61.43	44.50	91.52	68.77	97.21	73.05	91.52	68.77
Columbus, Ohio (via PennaRR)	109.31	82.46	109.31	82.46	106.50	80.09	106.50	80.09	94.31	70.50	81.36	60.31	63.70	46.39	93.04	69.52	98.94	73.68	93.04	69.52
Columbia, S. C. (via Chicago)	102.27	79.19	102.27	79.19	122.05	92.21	122.05	92.21	109.33	83.04	91.86	68.86	71.22	53.78	101.93	77.70	100.09	77.43	101.93	77.70
Denver, Colo.	52.68	41.48	52.68	41.48	53.44	42.06	53.44	42.06	60.50	47.62	53.44	42.06	22.76	17.92	34.48	27.13	40.13	31.59	34.48	27.13
Des Moines, Iowa (via Omaha)	72.92	57.43	72.92	57.43	74.40	58.58	74.40	58.58	69.41	56.39	67.72	53.37	43.80	34.61	26.11	20.59	25.45	20.59	43.80	34.61
Detroit, Mich. (via B&O or Wab.)	102.72	80.24	102.72	80.24	102.72	80.24	102.72	80.24	93.91	78.01	87.78	68.42	74.77	58.23	57.11	44.61	63.44	51.49	74.77	58.23
Detroit, Mich. (via C&O)	102.55	78.51	102.55	78.51	99.74	73.18	99.74	73.18	91.81	67.55	64.04	48.87	56.94	42.58	65.71	48.28	65.71	91.97	70.17	65.71
Detroit, Mich. (via NYC)	107.05	80.88	107.05	80.88	104.24	78.65	104.24	78.65	92.05	69.06	73.10	56.87	61.44	44.95	90.78	68.08	96.47	72.55	90.78	68.08
Greensboro, N. C. #	106.43	81.62	113.96	87.17	121.98	93.28	121.98	93.28	110.83	84.11	91.79	69.93	74.25	54.85	103.43	78.77	104.18	79.86	103.43	78.77
Hartford, Conn.	154.51	110.49	154.51	110.49	151.70	108.26	151.70	108.26	139.51	98.67	126.56	88.48	108.90	74.56	138.24	97.69	143.92	103.16	138.24	97.69
Indianapolis, Ind. (via NYC or PennaRR)	97.33	73.92	97.33	73.92	96.71	73.91	96.71	73.91	84.52	64.32	71.57	54.13	54.12	39.90	83.25	63.34	88.94	67.81	83.25	63.34
Jackson, Miss. (via Chicago)	100.81	75.39	100.81	75.39	101.52	80.13	101.52	80.13	91.02	70.92	83.63	66.22	58.95	45.18	85.72	66.17	93.99	72.75	85.72	66.17
Jackson, Miss. (via St. Louis)	91.84	72.31	98.77	77.85	101.52	80.13	101.52	80.13	91.02	70.92	83.63	66.22	58.95	45.18	85.72	66.17	93.99	72.75	85.72	66.17
Jacksonville, Fla. (via Chicago)	102.27	77.51	107.38	83.46	122.82	94.74	123.50	94.74	111.30	85.53	92.63	71.64	71.99	55.37	104.27	80.78	100.09	75.75	104.27	80.78
Jacksonville, Fla. (via St. Louis or Kansas City)	99.85	77.51	107.38	83.46	122.82	94.74	123.50	94.74	111.30	85.53	92.63	71.64	71.99	55.37	104.27	80.78	100.09	75.75	104.27	80.78
Kansas City, Mo.	67.86	53.45	67.86	53.45	76.16	60.06	76.16	60.06	63.96	50.45	45.67	35.97	24.65	19.43	57.34	45.14	63.04	49.74	57.34	45.14
Knoxville, Tenn. (via Chicago)	102.27	77.01	102.27	77.01	107.95	83.27	109.00	83.27	96.80	74.10	77.82	59.91	60.22	44.84	90.79	68.78	95.19	73.58	90.79	68.78
Knoxville, Tenn. (via St. Louis)	92.63	71.62	100.22	77.57	107.95	83.27	109.00	83.27	96.80	74.10	77.82	59.91	60.22	44.84	90.79	68.78	95.19	73.58	90.79	68.78
Louisville, Ky. (via PRR)	100.37	75.43	100.37	75.43	105.61	79.74	105.61	79.74	93.42	70.15	76.34	56.48	57.16	41.41	87.98	65.68	93.71	70.16	87.98	65.68
Louisville, Ky. (via St. Louis)	90.68	70.25	98.09	74.20	103.53	78.41	103.53	78.41	91.34	68.82	74.06	55.25	54.88	40.18	85.70	64.10	86.90	68.49	85.70	64.10
Memphis, Tenn. (via Chicago)	99.36	78.27	99.36	78.27	94.61	73.66	95.05	73.66	82.85	64.45	75.47	59.75	51.12	40.04	80.08	61.66	85.82	67.61	80.08	61.66
Memphis, Tenn. (via St. Louis)	89.04	70.18	90.60	71.39	94.61	73.66	95.05	73.66	82.85	64.45	75.47	59.75	51.12	40.04	80.08	61.66	85.82	67.61	80.08	61.66
Memphis, Tenn. (via Kansas City)	78.62	61.94	82.02	64.60	94.61	73.66	95.05	73.66	82.85	64.45	75.47	59.75	51.12	40.04	80.08	61.66	85.82	67.61	80.08	61.66
Miami, Fla. #	115.41	88.63	122.94	94.58	138.38	105.86	139.06	105.86	126.86	96.65	108.19	82.76	87.55	66.49	119.83	91.90	113.16	86.87	119.83	91.90
Milwaukee, Wis. (via Chicago)	88.35	69.97	88.35	69.97	86.04	67.74	86.04	67.74	73.87	58.15	60.90	47.36	43.24	34.04	72.58	57.19	78.27	61.63	72.58	57.19
Minneapolis, Minn.	83.39	65.67	83.39	65.67	75.27	59.34	76.81	60.48	75.27	60.48	68.45	55.68	43.87	33.59	65.92	51.89	73.05	57.54	65.92	51.89
Montgomery, Ala. (via Chicago)	102.27	77.01	102.27	77.01	108.34	84.39	109.02	84.39	96.82	75.18	78.15	61.29	57.42	45.02	89.79	70.43	95.52	74.96	89.79	70.43
Montgomery, Ala. (via St. Louis)	84.27	66.39	91.80	72.34	108.34	84.39	109.02	84.39	96.82	75.18	78.15	61.29	57.42	45.02	89.79	70.43	95.52	74.96	89.79	70.43
Nashville, Tenn. (via Chicago)	98.93	76.91	98.93	76.91	99.24	77.05	100.29	77.05	88.09	67.88	70.98	54.90	53.32	40.98	82.64	64.10	88.35	68.57	82.64	64.10
Nashville, Tenn. (via St. Louis)	84.27	66.39	91.80	72.34	99.24	77.05	100.29	77.05	88.09	67.88	70.98	54.90	53.32	40.98	82.64	64.10	88.35	68.57	82.64	64.10
New Haven, Conn.	154.51	110.49	154.51	110.49	151.70	108.26	151.70	108.26	139.51	98.67	126.56	88.48	108.90	74.56	138.24	97.69	143.93	102.16	138.24	

ROUND TRIP RAIL FARES — SIX MONTHS LIMIT

The WESTBOUND fares shown herein are those in effect April 15, 1964, and do not reflect any change in fares which may be authorized at a subsequent date. Fares are quoted as information only and are not to be used for selling purposes.

FROM	TO ^{13P}		Los Angeles, San Diego Calif.		San Francisco Calif.		Las Vegas, Nev.		Portland, Ore.; Tacoma, Wash.; Seattle, Wash.		Spokane, Walla Walla, Wn.; Lewiston, Ida.		Salt Lake City, Utah		Cedar City, Utah		Yellowstone Park, Ashton-Victor, Idaho		Sun Valley, Ida. Ketchum, Ida.		Denver, Colo.	
	CLASS ^{13P}		FIRST	COACH	FIRST	COACH	FIRST	COACH	FIRST	COACH	FIRST	COACH	FIRST	COACH	FIRST	COACH	FIRST	COACH	FIRST	COACH	FIRST	COACH
Aberdeen, S. D.			\$139.20	\$117.15	\$139.20	\$117.15	\$139.20	\$114.25	\$126.80	\$ 99.75	\$107.00	\$ 89.25	\$ 97.55	\$ 76.90	\$116.75	\$ 92.00	\$ 99.40	\$ 78.40	\$107.00	\$ 88.25	\$ 63.15	\$ 49.80
Akron, Ohio (via B & O)			183.51	143.55	183.51	143.55	179.06	134.79	170.86	129.19	151.06	117.69	147.76	110.14	118.15	121.44	112.91	106.29	151.06	117.69	115.67	85.09
Albany, N. Y.			255.72	180.27	255.72	180.27	251.27	171.47	243.07	164.87	223.27	154.37	219.97	146.82	234.37	158.12	215.12	142.92	223.27	174.67	119.57	121.77
Atlanta, Ga. (via Chicago)			163.55	137.60	163.55	137.60	163.55	137.15	166.60	129.75	153.20	119.15	145.90	112.50	161.90	126.60	150.10	113.75	153.20	119.15	108.75	84.80
Atlanta, Ga. (via Kansas City)			161.00	121.30	161.00	121.30	161.00	120.30	166.60	129.75	153.20	119.15	145.90	112.50	161.90	126.60	150.10	113.75	153.20	119.15	108.75	84.80
Baltimore, Md. (via B & O)			238.25	172.50	238.25	172.50	233.80	163.81	225.60	157.21	205.80	146.71	202.50	139.16	213.31	148.33	194.06	133.28	205.80	146.71	167.16	111.98
Baltimore, Md. (via PennaRR)			248.13	176.04	248.13	176.04	243.68	167.24	235.48	160.64	215.68	150.14	212.38	142.59	226.78	153.69	207.53	138.74	215.68	150.14	180.63	117.54
Binghamton, N. Y.			226.46	164.93	226.46	164.93	222.01	156.13	213.81	149.63	194.01	139.03	190.71	131.48	208.13	142.79	185.86	127.63	194.01	139.03	158.95	108.43
Birmingham, Ala. (via Chicago)			163.55	132.30	163.55	132.30	163.55	129.65	163.90	121.50	140.50	110.95	133.15	105.00	149.20	117.50	137.40	106.90	140.50	110.95	99.35	75.70
Birmingham, Ala. (via St. Louis)			149.60	128.15	149.60	128.15	149.60	128.15	153.90	121.50	140.50	110.95	133.15	105.00	149.20	117.50	137.40	106.90	140.50	110.95	96.00	75.70
Birmingham, Ala. (via Kansas City)			149.60	128.15	149.60	128.15	149.60	128.15	153.90	121.50	140.50	110.95	133.15	105.00	149.20	117.50	137.40	106.90	140.50	110.95	96.00	75.70
Boston, Mass. (via Albany)			286.12	189.50	286.12	189.50	281.67	190.70	237.47	184.10	253.67	173.50	250.37	166.05	264.77	177.34	245.62	162.19	253.67	173.60	218.62	141.00
Buffalo, N. Y. (via NYC)			214.97	157.67	214.97	157.67	210.52	148.87	202.22	149.27	182.82	137.77	187.52	124.22	193.62	135.52	174.07	120.37	182.82	137.77	147.47	99.17
Buffalo, N. Y. (via Nickel Plate)			204.68	153.54	204.68	153.54	200.23	144.74	192.03	138.14	172.23	127.64	168.93	120.09	183.33	131.39	164.08	116.24	172.23	127.64	137.18	95.04
Canton, Ohio			193.74	147.49	193.74	147.49	189.29	138.69	181.09	132.09	161.29	121.69	157.99	114.04	172.99	125.34	153.74	110.19	161.29	121.59	126.24	88.99
Charleston, W. Va.			196.00	146.70	196.00	146.70	193.65	139.45	184.35	132.05	169.05	121.45	162.35	114.80	189.51	138.27	170.26	123.12	169.05	121.45	127.80	87.70
Charlotte, N. C. (via Chicago or St. Louis)			182.20	151.45	182.20	151.45	182.20	147.60	187.50	140.20	169.60	130.20	168.00	122.95	181.80	138.05	165.50	124.20	169.60	130.20	128.60	95.75
Chatanooga, Tenn. (via Chicago)			163.55	132.30	163.55	132.30	163.55	129.70	168.10	122.30	144.60	111.70	136.10	105.05	155.35	120.15	140.50	106.30	144.60	111.70	101.55	77.90
Chattanooga, Tenn. (via St. Louis)			156.05	131.40	156.05	131.40	156.05	129.70	158.10	122.30	144.60	111.70	136.10	105.05	155.35	120.15	140.50	106.30	144.60	111.70	101.55	77.90
Chicago, Ill.			139.45	115.15	139.45	115.15	135.00	106.30	126.80	99.75	107.00	89.25	103.70	81.70	118.10	93.00	98.85	77.85	107.00	89.25	71.95	56.65
Cincinnati, Ohio (via NYC or Penna)			183.05	140.38	183.05	140.38	179.75	133.13	171.40	125.73	151.75	115.13	148.45	108.48	162.21	120.12	142.96	104.97	151.75	115.13	114.85	81.38
Cleveland, Ohio (via NYC)			189.94	145.73	189.94	145.73	185.49	136.93	177.29	130.33	157.49	119.83	154.19	112.28	168.59	123.58	149.34	108.43	168.59	119.83	122.44	87.23
Cleveland, Ohio (via Nickel Plate)			182.79	142.65	182.79	142.65	178.34	133.85	170.14	127.25	150.34	116.75	147.04	109.20	161.44	120.50	142.19	105.35	160.34	116.75	115.29	84.15
Columbus, Ohio (via Penna)			186.31	143.70	186.31	143.70	181.86	134.90	173.66	128.30	153.86	117.80	150.56	110.25	164.96	121.55	145.71	106.30	153.86	117.80	118.81	85.20
Columbia, S. C. (via Chicago)			181.80	150.55	181.80	150.55	181.80	148.65	186.10	141.25	172.70	131.25	165.70	124.00	181.40	139.90	169.60	125.25	172.70	131.25	128.20	98.65
Columbia, S. C. (via St. Louis)			181.80	150.55	181.80	150.55	181.80	148.65	186.10	141.25	172.70	131.25	165.70	124.00	181.40	139.90	169.60	125.25	172.70	131.25	128.20	98.65
Dallas, Tex. (via Kansas City)			121.55	101.30	121.55	101.30	121.55	96.15	*126.60	* 99.55	119.80	98.50	90.80	71.55	110.00	86.60	110.40	87.00	110.00	86.60	58.00	45.75
Dallas, Tex. (via Denver)			101.95	87.80	101.95	87.80	101.95	87.80	*126.60	* 99.55	119.80	98.50	90.80	71.55	104.30	86.60	110.40	87.00	104.30	86.60
Davenport, Iowa			132.55	112.05	132.55	112.05	124.45	98.30	120.95	99.75	106.40	89.25	91.00	71.90	113.60	89.45	94.35	74.30	106.40	85.70	63.00	49.60
Dayton, Ohio (via PennaRR)			173.55	140.12	173.55	140.12	175.15	131.35	156.80	124.72	147.10	114.25	143.80	106.67	158.20	117.97	138.95	102.82	147.10	114.22	112.05	81.62
Decatur, Ill. (via Chicago)			139.45	115.15	139.45	115.15	135.00	106.35	126.80	99.75	107.00	89.25	103.70	81.70	118.10	93.00	102.70	78.65	107.00	89.25	83.75	65.95
Decatur, Ill. (via St. Louis)			139.45	115.15	139.45	115.15	135.00	106.35	126.80	99.75	107.00	89.25	103.70	81.70	118.10	93.00	102.70	78.65	107.00	89.25	83.75	65.95
Denver, Colo.			88.95	75.75	88.95	75.75	72.25	66.90	* 97.05	* 76.70	97.05	76.70	41.00	32.30	60.20	47.35	56.10	44.15	58.15	45.80
Des Moines, Iowa			123.10	104.25	123.10	104.25	110.85	88.75	112.80	99.75	99.40	85.65	78.85	62.30	102.50	80.80	83.25	65.65	96.50	76.10	47.00	37.10
Detroit, Mich. (via GT)			173.44	139.90	173.44	139.90	168.99	131.10	160.79	124.50	140.99	114.00	137.69	106.45	152.09	117.75	132.84	102.60	140.99	114.00	105.94	81.40
Detroit, Mich. (via Wab.)			173.44	139.90	173.44	139.90	168.99	131.10	160.79	124.50	140.99	114.00	137.69	106.45	152.09	117.75	132.84	102.60	140.99	114.00	105.94	81.40
Detroit, Mich. (via NYC)			182.13	141.44	182.13	141.44	177.68	142.87	193.63	149.27	161.66	115.54	158.26	114.98	172.66	128.28	151.53	104.14	149.68	115.54	114.83	82.84
Erie, Pa. (via Nickel Plate)			194.01	148.43	194.01	148.43	189.66	139.63	193.36	133.03	161.56	122.53	158.26	114.98	172.66	128.28	151.53	104.14	161.56	122.53	126.51	89.93
Erie, Pa. (via NYC)			203.20	152.06	203.20	152.06	198.75	143.26	190.55	136.66	170.75	126.16	167.45	118.61	181.85	129.91	162.60	114.76	170.75	126.16	135.70	93.66
Evansville, Ind. (via Chicago)			163.55	132.30	163.55	132.30	159.10	119.30	160.90	116.90	131.10	106.40	127.80	96.70	142.20	110.15	122.95	95.00	131.10	106.40	96.00	73.80
Evansville, Ind. (via St. Louis)			145.30	119.05	145.30	119.05	142.95	111.80	133.65	104.40	120.15	93.80	111.60	87.15	130.90	102.25	116.05	88.40	120.15	93.80	96.00	61.55
Flint, Mich.			171.96	139.08	171.96	139.08	167.51	130.28	159.31	123.68	139.51	113.18	136.21	105.63	150.61	116.93	131.36	101.78	159.31	113.18	104.46	80.58
Fort Wayne, Ind. (via Nickel Plate)			159.39	128.21	159.39	128.21	154.94	119.41	146.74	112.81	126.94	102.31	123.64	94.76	138.04	106.06	118.79	90.91	126.94	102.31	91.89	69.71
Fort Wayne, Ind. (via PennaRR)			161.79	129.37	161.79	129.37	157.34	120.57	149.14	113.97	129.34	103.47	126.04	95.92	140.44	107.22	121.19	92.07	129.34	107.22	94.29	70.87
Grand Rapids, Mich.																						

FROM	TO		Los Angeles, Calif.		San Francisco, Calif.		Las Vegas, Nev.		Portland, Ore.; Tacoma, Wash.; Seattle, Wash.		Spokane, Walla Walla, Wn.; Lewiston, Ida.		Salt Lake City, Utah		Cedar City, Utah		Yellowstone Park Ashton-Victor, Idaho		Sun Valley, Ida. Ketchum, Ida.		Denver, Colo.	
	CLASS	COACH	FIRST	COACH	FIRST	COACH	FIRST	COACH	FIRST	COACH	FIRST	COACH	FIRST	COACH	FIRST	COACH	FIRST	COACH	FIRST	COACH	FIRST	COACH
Madison, Wisc. (via Chicago).....	\$139.45	\$115.15	\$139.45	\$115.15	\$139.45	\$115.15	\$126.30	\$ 99.75	\$107.00	\$ 89.25	\$107.00	\$ 88.80	\$118.10	\$ 93.00	\$ 98.85	\$ 77.85	\$107.00	\$ 89.25	\$ 80.45	\$ 63.40	\$ 80.45	\$ 63.40
Marion, Iowa (via Omaha).....	131.80	111.30	131.80	111.30	121.40	95.65	118.50	99.75	105.05	89.25	90.10	71.00	111.25	87.65	92.00	72.50	104.60	82.40	55.75	43.95	55.75	43.95
Memphis, Tenn. (via Chicago).....	155.50	128.60	155.50	128.60	154.45	121.65	136.65	107.55	123.15	97.00	123.15	97.00	145.50	111.15	119.76	94.45	123.15	97.00	92.05	72.10	92.05	72.10
Memphis, Tenn. (via St. Louis).....	142.75	118.05	142.75	118.05	142.75	115.70	136.65	107.55	123.15	97.00	118.85	91.05	131.55	103.65	119.76	94.45	123.15	97.00	78.40	61.75	78.40	61.75
Memphis, Tenn. (via Kansas City).....	131.95	114.20	131.95	114.20	131.95	114.20	136.65	107.55	123.15	97.00	115.85	91.05	130.20	93.00	119.76	94.45	123.15	97.00	78.40	61.75	78.40	61.75
Miami, Fla.....	205.70	167.00	205.70	167.00	205.70	167.00	215.55	165.55	202.15	155.00	194.30	149.05	205.30	159.10	199.00	150.90	202.15	155.00	157.60	119.70	157.60	119.70
Milwaukee, Wisc.....	139.45	115.15	139.45	115.15	139.45	110.95	126.80	99.75	107.00	89.25	107.00	86.35	118.10	93.00	98.85	77.85	107.00	89.25	77.85	61.30	77.85	61.30
Minneapolis, Minn.....	136.05	115.15	136.05	115.15	131.50	103.60	109.58	91.71	99.40	89.25	99.40	79.00	121.35	95.60	86.33	68.01	99.40	89.25	65.90	51.90	65.90	51.90
Montgomery, Ala. (via Chicago).....	163.55	135.80	163.55	135.80	163.55	135.05	161.45	126.90	148.05	116.35	140.75	110.40	149.20	117.50	144.90	112.25	148.05	116.35	103.40	81.05	103.40	81.05
Montgomery, Ala. (via St. Louis).....	149.60	128.15	149.60	128.15	149.60	128.15	161.45	126.90	148.05	115.35	140.75	110.40	149.20	117.50	144.90	112.25	148.05	115.35	103.40	81.05	103.40	81.05
Montreal, Quebec.....	217.25	178.30	217.25	178.30	212.80	169.50	204.60	162.90	184.80	152.40	181.50	144.85	198.99	158.72	179.74	143.57	184.80	162.40	152.84	122.37	152.84	122.37
Nashville, Tenn. (via Chicago).....	163.55	132.30	163.55	132.30	159.10	121.35	150.90	116.90	132.85	103.35	127.80	96.70	143.60	111.80	128.75	97.95	132.85	103.35	96.00	73.80	96.00	73.80
Nashville, Tenn. (via St. Louis).....	149.60	128.15	149.60	128.15	149.60	121.35	146.35	113.95	132.85	103.35	124.35	96.70	143.60	111.80	128.75	97.95	132.85	103.35	89.60	69.55	89.60	69.55
New Haven, Conn.....	271.32	189.99	271.32	189.99	268.87	181.19	258.67	174.59	238.87	164.09	235.57	156.54	249.97	167.84	230.72	152.69	238.87	164.09	203.82	131.49	203.82	131.49
New Orleans, La. (via Chicago).....	163.55	135.80	163.55	135.80	163.55	135.15	154.00	121.05	140.55	110.50	140.55	110.50	159.00	125.15	144.90	110.50	140.55	110.50	118.85	91.35	118.85	91.35
New Orleans, La. (via St. Louis).....	159.40	135.80	159.40	135.80	159.40	126.30	154.00	121.05	140.55	110.50	128.30	101.65	159.00	125.15	140.55	110.50	140.55	110.50	93.95	74.70	93.95	74.70
New Orleans, La. (via Kansas City).....	131.95	114.20	131.95	114.20	131.95	110.60	154.00	120.95	140.55	110.50	128.30	101.65	159.00	125.15	140.55	110.50	140.55	110.50	84.00	74.70	84.00	74.70
New York, N. Y. (via NYC or PennaRR).....	267.55	186.33	267.55	186.33	263.10	178.13	254.90	171.53	235.10	161.03	231.80	153.48	246.20	164.78	226.95	149.63	235.10	161.03	200.05	128.43	200.05	128.43
New York, N. Y. (via E-LRR).....	246.21	176.26	246.21	176.26	241.76	167.46	233.56	160.86	213.76	150.36	210.46	142.81	224.85	154.11	205.61	138.96	213.76	150.36	178.71	117.76	178.71	117.76
Newark, N. J.....	266.34	186.10	266.34	186.10	261.89	177.30	253.69	170.70	233.89	160.20	230.59	152.65	244.99	163.95	225.74	148.80	233.89	160.20	198.84	127.60	198.84	127.60
Norfolk, Va.....	208.05	169.60	208.05	169.60	208.05	164.70	211.60	157.20	193.45	147.25	193.45	140.05	210.40	151.35	193.45	136.20	193.45	136.20	168.45	115.00	168.45	115.00
Oklahoma City, Okla. (via Kansas City).....	121.55	101.40	121.55	101.40	121.55	96.15	118.90	103.40	105.40	91.10	90.80	71.55	110.00	86.60	103.55	81.75	105.40	88.60	58.00	45.75	58.00	45.75
Oklahoma City, Okla. (via Denver).....	103.80	89.50	113.95	96.00	95.10	74.85	118.90	94.75	105.40	87.45	83.25	65.55	97.40	76.65	99.55	78.60	104.85	82.65
Omaha, Neb.....	113.95	97.25	113.95	97.25	102.95	81.15	112.80	98.80	99.40	85.65	71.70	56.50	90.80	71.55	74.15	58.45	85.15	67.90	37.35	29.45	37.35	29.45
Oshtosh, Wisc. (via Chicago).....	139.45	115.15	139.45	115.15	139.45	115.15	125.80	99.75	107.00	89.25	107.00	89.25	120.90	95.20	101.65	80.05	107.00	89.25	83.40	65.70	83.40	65.70
Peoria, Ill.....	136.65	113.95	136.65	113.95	127.65	100.65	124.40	99.75	107.00	89.25	107.00	78.00	118.10	93.00	98.85	77.85	107.00	89.25	64.55	50.85	64.55	50.85
Perry, Iowa (via Omaha).....	122.45	104.00	122.45	104.00	112.00	88.30	112.80	99.75	99.40	85.65	80.75	63.70	101.90	80.35	82.65	65.20	95.25	75.10	46.40	36.60	46.40	36.60
Philadelphia, Pa. (via PennaRR).....	255.23	180.05	255.23	180.05	250.78	171.25	242.58	164.65	222.78	154.15	219.48	146.60	233.88	157.90	214.63	142.75	222.78	154.15	187.73	121.55	187.73	121.55
Pittsburgh, Pa. (via B & O).....	197.97	150.24	197.97	150.24	193.62	141.44	185.32	134.84	165.52	124.34	162.22	116.79	176.62	128.09	157.37	112.94	165.52	124.34	130.47	91.74	130.47	91.74
Pittsburgh, Pa. (via PennaRR).....	207.22	153.87	207.22	153.87	202.87	145.07	194.67	138.47	174.87	127.97	171.57	120.42	185.97	131.72	166.72	116.57	174.87	127.97	139.82	95.37	139.82	95.37
Richmond, Va.....	205.00	167.45	205.00	167.45	205.00	162.71	209.35	155.05	190.40	145.10	190.40	138.06	207.35	149.36	190.40	134.21	190.40	145.10	165.40	111.65	165.40	111.65
Roanoke, Va.....	192.86	156.67	192.86	156.67	192.86	153.55	200.05	146.15	180.65	135.55	180.65	128.90	180.65	135.55	151.00	101.80	151.00	101.80
Rochester, N. Y.....	224.43	162.73	224.43	162.73	219.98	153.93	211.78	147.33	191.98	136.83	188.68	129.28	203.08	140.58	183.83	125.43	191.98	136.83	156.93	104.23	156.93	104.23
Rockford, Ill. (via Chicago).....	139.45	115.15	139.45	115.15	139.45	113.10	126.80	99.75	107.00	89.25	107.00	86.35	107.00	89.25	77.85	61.30	77.85	61.30
Rock Island, Ill. (via Omaha).....	132.55	112.05	132.55	112.05	124.60	98.40	121.05	99.75	106.40	89.25	91.80	72.30	113.60	89.45	94.35	74.30	106.40	85.80	60.40	47.25	60.40	47.25
St. Joseph, Mo. (via Omaha).....	113.95	97.25	113.95	97.25	109.90	86.60	112.80	99.75	99.40	87.45	78.65	62.00	97.85	77.10	81.20	64.05	95.65	75.40	44.00	35.00	44.00	35.00
St. Joseph, Mo. (via Kansas City).....	113.95	97.25	113.95	97.25	112.80	99.75	99.40	87.45	101.45	79.85	80.70	67.65
St. Louis, Mo.....	131.95	109.30	131.95	109.30	129.55	102.00	120.30	99.75	106.80	89.25	98.30	77.40	117.55	92.50	102.70	78.85	106.80	89.25	65.70	51.85	65.70	51.85
St. Paul, Minn.....	136.05	115.15	136.05	115.15	130.80	103.05	109.58	91.71	99.40	89.25	99.40	78.40	120.60	95.05	86.33	68.03	99.40	89.25	65.15	51.35	65.15	51.35
Salt Lake City, Utah.....	▲ 54.15	▲ 42.70	65.55	51.65	31.30	24.65	▲ 62.25	▲ 49.05	▲ 62.70	▲ 49.40	19.25	15.15	22.15	17.50	24.20	19.05	41.00	32.30	41.00	32.30
San Antonio, Tex. (via Kansas City).....	121.55	101.30	121.55	101.30	121.55	101.30	132.65	104.30	132.65	104.30	108.00	85.05	121.55	100.10	127.60	100.60	129.60	102.10	75.20	59.25	75.20	59.25
San Antonio, Tex. (via Denver).....	103.90	87.80	116.95	96.55	103.90	87.80	132.65	104.30	132.65	104.30	103.00	85.05	106.25	90.15	127.60	100.60	129.60	102.10
Savanna, Ill. (via Omaha).....	138.35	115.15	138.35	115.15	127.95	100.80	125.10	99.75	107.00	89.25	96.70	76.20	111.60	87.90	92.35	72.75	107.00	87.60	62.35	49.10	62.35	49.10
Savannah, Ga. (via Chicago).....	180.65	151.10	180.65	151.10	180.65	151.10</																

PULLMAN SLEEPING CAR RATES

These fares compiled from current Tariffs as of April 15, 1964 for information only. Not to be used for selling purposes. Subject to change without notice. See Page 41 for Rates for Upper Berths, Drawing Rooms, Compartments, Bedrooms, Roomettes, etc. Based on Applicable Lower Berth.

Salt Lake City	Denver	St. Louis	Kansas City	Omaha	Chicago	BETWEEN		Los Angeles	San Francisco	Las Vegas	Portland	Seattle Tacoma	Butte
						AND	AND						
Lower Standard Berth	Lower Standard Berth	Lower Standard Berth	Lower Standard Berth	Lower Standard Berth	Lower Standard Berth	Lower Standard Berth	Lower Standard Berth	Lower Standard Berth	Lower Standard Berth	Lower Standard Berth	Lower Standard Berth	Lower Standard Berth	Lower Standard Berth
\$ 5.80	\$11.45	\$16.70	\$14.05	\$13.25	\$16.70	Ashton	Ida.	\$ 13.75	\$ 13.75	\$12.10	\$ 11.00	\$ 11.75	\$ 5.80
5.80	12.25	20.15	16.70	15.90	20.15	Boise	Ida.	A14.50	A*18.45	A10.70	7.05	Q9.20	7.05
6.30	11.75	16.70	14.05	13.25	17.00	Butte	Mont.	14.70	A14.70	A*12.60	9.95	P9.95	9.95
7.55	12.25	12.25	9.50	7.55	12.25	Cheyenne	Wyo.	16.70	16.70	12.65	16.70	16.70	9.95
16.70	12.25	6.30	6.70	6.70	12.25	Chicago	Ill.	24.20	24.20	21.25	24.20	24.20	17.00
8.70	11.45	7.55	7.55	12.25	12.25	Denver	Colo.	17.70	17.70	13.75	17.00	17.00	11.75
5.80	11.45	16.70	14.05	13.25	16.70	Idaho Falls	Ida.	A13.75	A13.75	A*12.10	11.75	11.75	5.80
14.05	7.55	5.80	5.80	5.80	19.10	Kansas City	Mo.	20.80	20.80	18.85	20.80	20.80	14.05
5.80	11.00	19.10	15.50	14.70	19.10	Ketchum (Sun Valley)	Ida.	A14.05	A14.05	A10.20	8.70	M11.00	5.90
6.30	13.75	21.25	18.85	17.70	21.25	Las Vegas	Nev.	5.80	G*12.50	5.80	A15.90	A*19.55	A11.45
10.20	17.70	23.15	20.80	20.80	24.20	Los Angeles	Cal.	7.55	G*14.25	5.80	A13.75	A*19.05	A14.70
5.80	11.75	20.15	17.00	16.20	20.15	Lund	Utah	22.50	22.50	19.85	22.50	22.50	17.00
14.70	10.20	5.80	5.80	5.80	5.80	Marion	Iowa	22.50	22.50	19.85	22.50	22.50	17.00
13.25	8.70	16.70	14.05	13.25	16.70	Ogden	Utah	10.20	H*11.75	6.70	11.00	A, K13.25	A5.80
8.70	7.55	5.80	5.80	6.70	6.70	Omaha-Council Bluffs	Mo.	20.80	20.80	17.70	20.80	20.80	13.25
8.70	14.05	20.15	18.45	17.70	20.80	Pendleton	Ore.	A17.35	H*16.80	A 13.75	5.80	N6.30	7.90
13.75	8.70	20.15	20.80	5.80	5.80	Perry	Iowa	21.90	21.90	18.45	21.90	21.90	16.20
5.80	9.20	16.70	14.05	13.25	16.70	Pocatello	Ida.	R11.75	A13.75	A9.20	9.50	11.45	5.80
11.45	17.00	*23.15	20.80	20.80	24.20	Portland	Ore.	A18.10	L*11.00	A15.90	5.80	5.80	9.95
8.70	14.70	22.20	19.85	18.45	22.20	Reno	Nev.						A12.25
11.00	16.70	23.15	20.80	20.80	24.20	Sacramento	Cal.					F11.00	A14.05
11.75	8.70	16.70	14.05	13.25	16.70	Salt Lake City	Utah	10.20	H*11.75	6.30	11.45	A13.25	A6.30
15.90	11.45	23.15	20.80	20.80	24.20	San Francisco	Cal.	20.80	G*12.50	A18.10	L*11.00	C11.45	A14.70
13.25	17.00	*23.15	20.80	5.80	5.80	Savanna	Ill.	23.15	23.15	20.55	23.15	23.15	17.00
5.80	10.20	18.45	14.70	14.05	18.45	Seattle	Wash.	A13.25	H11.45	A*19.55	5.80	5.80	P9.95
						Shoshone	Ida.		A14.05	A9.50	8.70	B10.20	5.80
*16.70	11.45	19.10	15.50	14.70	19.10	St. Louis	Mo.	*23.15	*23.15	*21.25	*23.15	*23.15	*16.70
5.80	11.00	19.10	15.50	14.70	19.10	Sun Valley (Ketchum)	Ida.	A14.05	A14.05	A10.20	8.70	M11.00	5.90
13.25	17.00	*23.15	20.80	20.80	24.20	Tacoma	Wash.	A13.75	H11.00	A*19.55	5.80		P9.95
5.80	11.45	16.70	14.05	13.25	16.70	Victor	Ida.			A12.10	11.75		5.80

Lower Standard Pullman Berth Rate between Pocatello, Idaho and Ashton, Idaho, \$5.80.

Bedroom Rates: Bedrooms are available on most Union Pacific trains. See equipment pages 6 to 15 inclusive. A Double bedroom contains one lower and one upper berth.
EXCLUSIVE SPACE OCCUPANCY BY ONE PERSON: One and one-fourth rail tickets required for exclusive use of drawing-room; two adult rail tickets required for two bedrooms en suite or one bedroom and one compartment en suite. Pullman space charges additional.
HOLDERS OF FAMILY PLAN TICKETS: From June 1 to September 15, each year, Family Plan tickets used in Two Bedrooms En Suite; Two Bedrooms not En Suite; Two Compartments; or Bedroom and Compartment Combination between points on Union Pacific Railroad; also on through trains operated jointly with the CMStP&P or Wabash Railroads, will be counted as follows in meeting these minimum ticket requirements: Head of Family will be counted as One Adult Ticket; Additional passengers 12 years and older will be counted as One-Half (½) Adult Ticket Each; Additional passengers 5 and under 12 years will be counted as One-Fourth (¼) Adult Ticket Each.

♦ These fares not to be applied to table on page 41. See table below.

* Made combination of fares.

(A) Via Salt Lake City, Green River or Brigham City and Pocatello.

(B) From Tacoma, lower standard berth, \$9.95.

(C) Via Southern Pacific Company and Portland. From Tacoma lower standard berth, \$11.00.

(F) Via Southern Pacific Company and Portland. From Tacoma, lower standard berth, \$10.60.

(G) Via Los Angeles. (H) Via Southern Pacific Company and Portland.

(K) From Tacoma, lower standard berth, A\$12.55.

(L) Via Southern Pacific Company.

(M) From Tacoma, lower standard berth, \$10.20.

(N) From Tacoma, lower standard berth, \$5.80.

(P) Via Direct Lines. (Q) From Tacoma, lower standard berth, \$8.70.

(R) Via Brigham City, via Green River \$13.25.
 • Berth rates to and from Cheyenne, Denver and west apply via Omaha or via Kansas City.

⊙ Rates effective and service available during Parks Summer Season ONLY

♦ Table of rates for various accommodations in Standard Pullman Sleeping Cars — Where Table on Page 41 not applicable.

Where Lower Berth Rate is	Upper Berth Rate is	Roomette for one Person is	Duplex Single Room for one Person is	Bedroom for one Person is	Bedroom for two or more Persons is	Bedroom Suite for two or more Persons is	Compartment for one Person is	Compartment for two or more Persons is	Drawing Room for one Person is	Drawing Room for two or more Persons is
\$8.75	\$6.55	\$13.70	\$16.80	\$19.80	\$23.85	\$39.60	\$20.75	\$25.70	\$28.05	\$35.00
10.60	8.05	14.80	17.95	21.35	25.50	42.65	22.35	27.70	30.30	37.80
11.00	8.40	15.50	18.70	22.05	26.40	44.05	23.10	28.60	31.35	39.05
11.75	9.00	16.60	20.00	23.55	28.20	47.20	24.70	30.55	33.55	41.75

PULLMAN SEAT RATES

For Day Travel Between Various Cities and to Western Park Gateways

Boise — Pocatello	\$2.35
Denver — Laramie	1.65
Denver — North Platte	2.65
Las Vegas — Los Angeles	3.25
Lund — Las Vegas	2.15
Ogden — Salt Lake City	1.15
Portland — Tacoma	1.50
Portland — Seattle	2.00
Portland — Pendleton	2.35
Salt Lake City — Pocatello	1.80
Shoshone — Pocatello	1.15

Do You Know About Our Prepaid Ticket Order Plan?

- We have a plan whereby you may purchase, at your railroad station, an order for railroad service, to be used by a member of your family, or any other person you may designate, at some distant station.
- This service offers a particularly safe and convenient way of providing tickets and other railroad service to students returning home at holiday and vacation time.
- These prepaid orders may include railroad tickets, sleeping and parlor car tickets, and cash for meals and other incidentals. Your railroad agent will handle them for you—by telegraph if necessary—and they will be delivered without service charge to any person you may specify, in the United States or Canada.

Table of Rates for Various Accommodations in Standard Pullman Sleeping Cars Effective April 15, 1964

Where Lower Berth Rate is	Upper Berth Rate is	Roomette for one Person is	Rmte. Suite for two or more Persons is	Bed Room for one Person is	Bed Room for two or more Persons is	BedR'm Suite for two or more Persons is	Com-partm't for one Person is	Com-partm't for two or more Persons is	Drawing Room for one Person is	Drawing Room for two or more Persons is
\$5.80	\$4.40	\$8.10	\$14.75	\$11.90	\$14.75	\$23.85	\$12.55	\$15.85	\$16.90	\$21.35
5.90	4.50	8.25	14.95	12.20	14.95	24.35	12.75	16.10	17.20	21.75
6.30	4.75	8.75	15.95	13.05	15.95	26.10	13.65	17.15	18.40	23.15
6.70	5.15	9.40	16.65	13.75	16.65	27.45	14.40	18.05	19.40	24.40
7.05	5.40	9.95	17.50	14.40	17.50	28.75	15.10	18.95	20.40	25.65
7.55	5.65	10.55	18.65	15.40	18.65	30.80	16.10	20.10	21.75	27.25
7.90	6.10	11.05	19.50	16.10	19.50	32.15	16.85	21.00	22.75	28.55
8.30	6.30	11.60	20.20	16.80	20.20	33.55	17.60	21.90	23.80	29.75
8.70	6.65	12.20	21.20	17.65	21.20	35.30	18.45	22.90	24.95	31.20
9.20	6.95	12.80	22.20	18.50	22.20	37.00	19.40	24.10	26.30	32.80
9.60	7.15	13.25	22.95	19.15	22.95	38.25	20.05	24.85	27.20	33.90
9.95	7.55	13.80	23.90	19.90	23.90	39.75	20.90	25.85	28.40	35.35
10.20	7.80	14.40	24.50	20.45	24.50	40.95	21.45	26.50	29.10	36.25
10.70	8.10	14.85	25.55	21.40	25.55	42.75	22.40	27.70	30.45	37.85
11.00	8.40	15.50	26.30	21.95	26.30	43.95	23.05	28.45	31.35	38.90
11.45	8.65	16.00	27.20	22.70	27.20	45.45	23.90	29.50	32.50	40.35
11.75	9.00	16.60	27.95	23.35	27.95	46.75	24.55	30.25	33.35	41.45
12.25	9.25	17.10	28.90	24.25	28.90	48.55	25.50	31.45	34.70	43.05
12.55	9.50	17.65	29.65	24.85	29.65	49.70	26.15	32.15	35.55	44.10
12.95	9.85	18.15	30.50	25.60	30.50	51.20	26.90	33.10	36.65	45.40
13.25	10.10	18.65	31.20	26.25	31.20	52.50	27.55	33.85	37.50	46.45
13.75	10.50	19.20	32.35	27.10	32.35	54.20	28.50	35.00	38.80	48.05
14.05	10.70	19.70	33.00	27.80	33.00	55.60	29.15	35.75	39.70	49.15
14.50	10.95	20.20	33.90	28.50	33.90	57.00	30.00	36.80	40.85	50.60
14.70	11.35	20.70	34.45	29.10	34.45	58.20	30.45	37.30	41.45	51.25
15.25	11.50	21.25	35.50	29.95	35.50	59.90	31.50	38.60	42.95	53.10
15.50	11.80	21.70	36.25	30.60	36.25	61.15	32.05	39.25	43.70	54.00
15.90	12.10	22.20	36.95	31.10	36.95	62.25	32.80	40.15	44.70	55.25
16.20	12.35	22.70	37.70	31.80	37.70	63.65	33.40	40.90	45.55	56.30
16.70	12.70	23.25	38.65	32.65	38.65	65.35	34.40	42.05	46.90	57.90
17.00	12.90	23.75	39.40	33.25	39.40	66.50	35.05	42.80	47.80	59.00
17.35	13.20	24.30	40.10	33.95	40.10	67.90	35.65	43.60	48.65	60.05
17.70	13.55	24.75	41.05	34.65	41.05	69.30	36.40	44.50	49.70	61.35
18.10	13.70	25.25	41.75	35.35	41.75	70.70	37.15	45.		

UNION PACIFIC RAILROAD

PASSENGER and FREIGHT SERVICE OFFICES

Traveler? Shipper? Our sales representatives, listed below, will gladly assist you. Service is our most important Product!

ABERDEEN, WASH. 98520—3 U. P. Sta., K and River Sts.—Phone LEnnox 2-6695
J. E. SOUTHWORTH..... General Traffic Agent

ALHAMBRA, CALIF. 91801..... Phone ATlantic 18763
 City Ticket Office, 51 S. Garfield Ave.—
H. L. CAMPBELL..... (or Phone Cumberland 32624)..... Ticket Agent

ATLANTA, GA. 30303—705 Fulton Nat'l Bank Bldg., 55 Marietta St., N. W.—
J. D. GLOVER, (Phone JAckson 4-6261)..... General Traffic Agent
J. R. TURNER..... (Tampa)..... Traffic Agent

BEND ORE. 97701—1054 Bond St.— Phone EVergreen 2-1901
C. W. REXROAD..... General Traffic Agent

BEVERLY HILLS, CALIF. 90210—
 251 No. Beverly Drive..... Phone CRestview 1-7167
H. FRIEDMAN..... (or Phone BRadshaw 2-1633)..... Traffic Agent
W. T. WORTHINGTON..... City Ticket Agent

BIRMINGHAM, ALA. 35203—701 Brown-Marx Building— Phone 251-7163
S. H. HENRY..... General Traffic Agent

BOISE, IDAHO 83702—
 City Ticket Office, Idaho Bldg., 212 No. 8th St.— Phone 343-6465
A. H. GENGE..... Traffic Manager
D. F. ALVORD..... General Representative
S. A. GRAYSON..... Special Representative
C. S. SHARP..... City Passenger and Ticket Agent

BOSTON, MASS. 02108—208 Old South Bldg., 294 Washington St.—
C. A. MORRIS..... (Phone HUbbard 2-6382)..... General Traffic Agent

BREMERTON, WASH. 98310—
 Consolidated Ticket Office, 228 First St.— Phone ESsex 3-1401
A. G. READ..... Ticket Agent

BUTTE, MONT. 59701—609 Metals Bank Bldg., 8 West Park St.— Phone 792-2389
E. H. LYMAN..... General Traffic Agent

CALGARY, ALTA.—Room 717 Lancaster Bldg., 2nd St. & 8th Ave. West
A. McKERRON..... (Phone 262-3926)..... General Traffic Agent

CEDAR CITY, UTAH 84720—Union Pacific Station. Phone JUNiper 6-8211
F. R. GAIBER..... General Traffic Agent

CHEYENNE, WYO. 82001—
 Union Pacific Pas. Station, 121 West 15th St. Phone 634-4421
C. E. ASTLER..... Special Representative
F. H. GILROY..... General Traffic Agent
W. A. BROWN..... City Passenger and Ticket Agent

CHICAGO, ILL. 60603—11 South LaSalle Street at Madison—
W. V. LAYMAN..... Traffic Manager
E. L. ERICKSON..... (Randolph 6-0141)..... Assistant Traffic Manager
H. G. GRAUPNER..... General Traffic Agent
T. E. TANN..... General Traffic Agent
J. R. HENDERSON..... Foreign Freight Traffic Manager

CHICAGO, ILL. 60603—
 City Ticket Office, One So. LaSalle St.— Phone RANDolph 6-0141
 For Passenger Information Call Randolph 6-0141
 For Passenger Reservation, Call 782-1520

A. J. WHITE..... General Passenger Agent
J. W. WILLARD..... City Ticket Agent
Miss M. A. MCKINNEY..... Women's Travel Department

CHICAGO, ILL. 60603—One So. LaSalle St.— Phone RANDolph 6-0141
W. J. FORAL..... Manager, Department of Tours

CINCINNATI, OHIO 45202—
 303 Dixie Term. Bldg., 4th & Walnut Sts.— Phone MAIn 1-0144
F. J. BEGGS..... General Traffic Agent
W. T. NELSON..... (Cincinnati)..... Traffic Agent
O. H. TEBRICK..... (Louisville)..... Traffic Agent

CLEVELAND, OHIO 44113—1407 Terminal Tower, 50 Public Square—
D. P. DRISCOLL..... (Phone MAIn 1-3070)..... General Traffic Agent
G. W. NESTER..... (Buffalo)..... Traffic Agent
R. J. GOURLEY..... (Findlay)..... Traffic Agent

DALLAS, TEXAS 75201—2108 Mercantile Bank Bldg.— Phone RIVERSide 1-3915
M. A. ARNOLD..... General Traffic Agent
E. STOVALL, JR...... (Houston)..... Traffic Agent

DENVER, COLO. 80202—
 City Ticket Office, 535 17th Street— Phone KEystone 4-4141
W. JAMES..... Traffic Manager
W. H. WHALEN..... General Freight and Passenger Agent
E. R. A. SIEMERS..... General Traffic Agent
L. C. CLEAVENGER..... City Ticket Agent
J. F. LEMMEL..... Depot Passenger Agent
 For Passenger Information or Reservation, Call TAbor 5-3211

DES MOINES, IOWA 50309—407 Equitable Bldg., 6th & Locust Sts.—
W. W. McKEE..... (Phone CHerry 3-0583)..... General Traffic Agent

DETROIT, MICH. 48226—612 Book Bldg., 1249 Washington Blvd.—
T. M. ADAMS..... Phone Traffic Manager
F. O. KANSORKA..... (Woodward 1-7794)..... General Traffic Agent
R. L. CLARK..... District Traffic Agent
J. K. SHERIDAN..... District Traffic Agent
G. A. NESTOR..... (Grand Rapids)..... Traffic Agent
A. J. BRAMAN..... (Lansing)..... Traffic Agent
H. E. JOHNSON..... (Toledo)..... Traffic Agent

EAST LOS ANGELES, CALIF. 90022—
 5454 Ferguson Drive— Phone RAymond 3-5821
J. J. WALKER..... Ticket Agent

EUGENE, ORE. 97401—Suite 21, Cascade Bldg., 163 East 12th Avenue
J. E. ATHERTON..... (Phone DIamond 5-8461)..... General Traffic Agent

FRESNO, CALIF. 93714—207 Rowell Bldg., Tulare St. & Van Ness Ave.—
A. H. CLARK..... (Phone 264-6571)..... General Traffic Agent
W. E. MCTIGHE..... (Bakersfield)..... Traffic Agent

GERING, NEBR. 69341—Union Pacific Station— Phone 436-2415
F. M. PURNELL..... General Traffic Agent

GLENDALE, CALIF. 91203—City Ticket Office, 406 North Brand Blvd.—
E. A. SMITH..... General Traffic Agent
 (Phone CITrus 1-2174 or CHapman 5-1370)
W. P. HISERODT..... City Ticket Agent

HOLLYWOOD, CALIF. 90028—City Ticket Office, 6702 Hollywood Blvd.—
W. F. BROWN..... Phone General Traffic Agent
J. A. JANSEN..... (Hollywood 4-0221)..... City Ticket Agent

HUNTINGTON PARK, CALIF. 90256—
 City Ticket Office, 7002 Pacific Blvd.—
W. F. MILNER..... (Phone LUdlow 8-9281)..... Traffic Agent

KANSAS CITY, MO. 64106—
 200 Waldheim Bldg., 6 East Eleventh St.— Phone MAYfair 1-3030
S. REINHARDT..... Traffic Manager
R. C. DARYL..... General Freight and Passenger Agent
 City Ticket Office—2 East Eleventh Street— Phone MAYfair 1-3030
H. M. BACK..... General Traffic Agent
C. T. CLARKE..... City Ticket Agent
R. E. MEAD..... (Hays)..... Traffic Agent
R. JOHNSON..... Depot Passenger Agent
 Kansas City, Kans., Union City Ticket Office, Town House Hotel, 7th & State Sts.
A. B. NOWELL..... (Phone ATwater 1-1550)..... City Ticket Agent

LAS VEGAS, NEV. 89101—Union Pacific Station— Phone DUDley 4-9000
W. R. NEUSTROM..... General Traffic Agent
L. M. LAYNE..... District Traffic Agent
P. D. BOTSFOORD..... Ticket Agent

LEWISTON, IDAHO 83501—Room 7, Union Depot— Phone SH 3-4121
J. L. REEVES..... General Traffic Agent

LINCOLN, NEBR. 68508—
 City Ticket Office, 224 So. 13th St.— Phone HEMlock 2-6517
J. A. CUNNINGHAM..... General Traffic Agent

LONG BEACH, CALIF. 90802—City Ticket Office, 221 Long Beach Blvd.—
R. W. CONNELL..... (Phone HEMlock 7-2931)..... General Traffic Agent
W. A. MANZ..... City Ticket Agent

LONGVIEW, WASH. 98632—Ticket Office, 1453 Broadway Phone HAMILton 3-9210
B. H. PAST..... Ticket Agent

LOS ANGELES, CALIF. 90014—Union Pacific Bldg., 422 W. 6th Street—
F. L. MORGAN..... Phone Traffic Manager
E. C. RASMUSSEN..... (Madison 7-9211)..... Assistant Traffic Manager
N. E. LUFH..... Assistant Traffic Manager
J. D. MALEFYT..... Assistant Traffic Manager
H. J. BURKING..... General Freight Agent
H. J. DELACY..... General Freight Agent
C. F. HALLSMAN..... Assistant General Passenger Agent
G. M. ROLAND..... District Baggage Agent
 City Ticket Office—Union Pacific Bldg., 434 W. 6th Street—Phone MADison 7-9211
R. MAHONEY..... City Ticket Agent
 Union Pacific Building—608 So. Olive Street— Phone MADison 7-9211
R. H. LUND..... General Agent, Passenger Department
 610 So. Olive Street— Phone MADison 7-9211
R. R. POPE..... General Agent, Freight Department
 For Passenger Information or Reservation, Call MADison 9-1381

MEMPHIS, TENN. 38103—
 1137 Sterick Bldg., 8 No. Third St.— Phone JAckson 5-8419
G. E. ROBERTSON..... General Traffic Agent
D. J. NELSON..... (No. Little Rock, Ark.)..... Traffic Agent

MILWAUKEE, WIS. 53203—902 Majestic Bldg., 231 W. Wisconsin Ave.—
J. G. DUGGAN..... (Phone BRoadway 1-7835)..... General Traffic Agent
P. H. SCHMIDT..... (Appleton)..... General Traffic Agent

MINNEAPOLIS, MINN. 55402—
 890 Northwestern Bank Bldg., 620 Marquette Ave.—
C. A. RICHARDS..... (Phone FEderal 2-2451)..... General Traffic Agent

NEW ORLEANS, LA. 70112—
 504 National Bank of Commerce Bldg., 210 Baronne Street—
E. W. RYCE..... (Phone JAckson 2-2274)..... General Traffic Agent

NEW YORK, N. Y. 10020—626 Fifth Ave., Suite 350, Rockefeller Center—
T. L. VOGEL..... (Phone CIrcle 6-4900)..... Traffic Manager
H. F. BREVOORT..... (Phone CIrcle 6-4908)..... Assistant Traffic Manager
L. J. MCKERNAN..... (Phone CIrcle 6-4900)..... General Traffic Agent
E. MACKAY, JR...... (Phone CIrcle 6-4900)..... District Traffic Agent
E. R. VAN DOREN..... District Traffic Agent
W. E. GODDARD..... Passenger and Ticket Agent
V. J. DISTLER..... (Syracuse)..... Traffic Agent

OAKLAND, CALIF. 94612—214 Central Building, 436 14th St.—
W. M. CUNNINGHAM..... (Phone 451-8576)..... General Traffic Agent

OGDEN, UTAH 84401—
 Room 100 Union Station, 25th St. & Wall Ave.— Phone EXport 4-5533
H. O. McINTYRE..... General Traffic Agent
T. L. CARBICK..... Depot Passenger Agent

OMAHA, NEBR. 68102—
 Union Pacific Building, 1416 Dodge St.— Phone 281-5822
R. B. JOHNSON..... Passenger Traffic Manager
C. W. JONES..... Assistant to Passenger Traffic Manager
G. ANDERSON..... Assistant Passenger Traffic Manager
J. M. FORSHA..... Assistant Passenger Traffic Manager
G. I. GILES..... General Passenger Agent
D. P. McMAHON..... Assistant General Passenger Agent
C. E. DUFF..... Manager Mail, Baggage and Express Traffic
R. A. FORAL..... Supervisor, Livestock and Agriculture
 City Ticket Office—Corner 15th & Dodge Streets— Phone 281-5822
J. R. SCOGIN..... General Traffic Agent
R. S. FARLEY..... District Traffic Agent
W. W. NEILSON..... District Traffic Agent
H. A. HORNER..... (Kearney)..... City Ticket Agent
J. D. MARTIN..... (Grand Island)..... Traffic Agent
L. L. McCLUSKEY..... Depot Passenger Agent

PASADENA, CALIF. 91101—
 Union Pacific Station, 205 W. Colorado Blvd.— Phone SYcamore 2-4107
H. G. BARTLETT..... General Traffic Agent
F. R. LEFFINGWELL..... City Ticket Agent

PHILADELPHIA, PA. 19102—904 Girard Trust Bldg., Broad St. & So. Penn. Sq.—
W. D. HARING..... (Phone LOcust 3-2170)..... General Traffic Agent

PITTSBURGH, PA. 15222—1419 Oliver Bldg., Smithfield St. and Sixth Avenue—
H. G. LOCKE..... Phone General Traffic Agent
E. W. HARRIS..... (281-0260)..... District Traffic Agent

POCATELLO, IDAHO 83201—Union Pacific Passenger Station— Phone CE2-4450
R. A. ANDERSON..... General Traffic Agent
J. J. JOHNSON..... (Idaho Falls)..... Traffic Agent
R. B. WRIGHT..... (Twin Falls)..... Traffic Agent

POMONA, CALIF. 91766—Union Pacific Passenger Sta.—Phone NAational 2-3561
G. J. CROSS..... Traffic Agent

PORTLAND, ORE. 97205—751 Pittcock Block— Phone CAptol 7-7771
G. A. BROWN..... Traffic Manager
W. S. RUSH..... Assistant Traffic Manager
R. A. HOWLAND..... Assistant Traffic Manager
P. A. COLE..... Assistant Freight Traffic Manager (Rates)
R. W. GILL..... General Agent, Freight Department
R. D. TOOMEY..... General Agent, Freight Department
L. A. NEASE..... District Baggage Agent
 City Ticket Office—917 S. W. Washington Street— Phone CAptol 7-7771
S. R. RUSH..... General Agent, Passenger Department
H. C. WEDDLE..... City Ticket Agent
R. M. LORENZ..... Depot Passenger Agent
 For Passenger Information or Reservation, Call CAptol 7-6471.

RENO, NEV. 89505—501 North Virginia St., Suite 205. Phone FA 3-4881
P. E. FLESCHER..... General Traffic Agent

RIVERSIDE, CALIF. 92507—Union Pacific Pass. Station, 7th & Vine Sts.—
E. G. HAYES..... (Phone OVerland 3-3190)..... General Traffic Agent

ST. JOSEPH, MO. 64501—City Ticket Office,
 602 Corby Building—5th and Felix Sts.— Phone ADams 2-5485
F. S. BEDNAR..... General Freight and Passenger Agent
J. W. TURNER..... Passenger and Ticket Agent
R. W. ARNOLD..... (Hastings, Nebr.)..... Traffic Agent

ST. LOUIS, MO. 63101—
 1223 Ambassador Bldg., 411 North 7th St.— Phone CHestnut 1-7750
T. W. GURSKY..... General Traffic Agent

SACRAMENTO, CALIF. 95810—217 Forum Bldg., 1107 Ninth St.—
J. G. JOHNSON..... (Phone GILbert 2-1025)..... General Traffic Agent
T. H. BEESON..... (Redding)..... District Traffic Agent

SALINA, KANS. 67401—Third and Ash Streets— Phone TAylor 3-4633
D. V. MARTIN..... General Traffic Agent

SALT LAKE CITY, UTAH 84111—417 South Main St.— Phone EMpre 3-1544
R. FIFE..... Traffic Manager
R. T. GRIFFIN..... General Freight and Passenger Agent
R. E. HAUTZINGER..... General Traffic Agent
M. D. BAER..... District Traffic Agent
F. M. YOUNG..... (Provo)..... Traffic Agent
J. G. SEEGMILLER..... City Ticket Agent
L. WHIMPEY..... Depot Passenger Agent
 For Passenger Information or Reservation, Call DAvis 8-1683

SAN DIEGO, CALIF. 92101—City Ticket Office, 320 Broadway— Phone 233-7241
I. V. HELMICK..... General Traffic Agent
J. E. DOOLEY..... Ticket Agent

SAN FRANCISCO, CALIF. 94105—405 Market Street Phone GARfield 1-6030
M. H. FOWLER..... General Traffic Manager
B. P. COSTELLO..... Assistant Traffic Manager
H. C. DUNFEE..... Assistant Traffic Manager
F. C. BELL..... General Traffic Agent
W. E. KENNEDY..... (Santa Rosa)..... Traffic Agent
 City Ticket Office—405 Market Street— Phone GARfield 1-6030
J. R. NAPTON..... City Ticket Agent

SAN JOSE, CALIF. 95113—811 Bank of America Bldg., First and Santa Clara Sts.—
H. G. DANNER..... (Phone 292-3878)..... General Traffic Agent
J. S. CAPLE..... (Salinas)..... District Traffic Agent

SAN PEDRO, CALIF. 90733—City Ticket Office, 805 So. Pacific Ave.—
T. H. GREAVES..... (Phone TEriaml 2-7531)..... General Traffic Agent
R. N. ASBRY..... City Ticket Agent

SANTA ANA, CALIF. 92701—City Ticket Office, 305 North Main Street—
E. J. MURPHY..... (Phone 542-3979)..... General Traffic Agent

SANTA MONICA, CALIF. 90406—City Ticket Office, 1228 5th Street—
W. A. CHENEY..... (Phone 395-9951)..... General Traffic Agent
M. A. ABASCAL..... City Ticket Agent

SEATTLE, WASH. 98104—
 204 Union Station, 4th Ave. and Jackson St. Phone MAIn 36933
W. C. COLLIER..... General Freight and Passenger Agent

SEATTLE, WASH. 98101—
 City Ticket Office—1300 Fourth Avenue at University—
W. H. AHLGRIM..... (Phone MAIn 3-6933)..... General Traffic Agent

SIOUX CITY, IOWA 51101—418 Benson Bldg., 705 Douglas St.— Phone 5-8328
L. J. ROACH..... General Traffic Agent

SPOKANE, WASH. 99201—Union Station, West 430 Trent Avenue—
L. E. DONAHUE..... (Phone MADison 4-4121)..... General Traffic Agent

STOCKTON, CALIF. 95202—206 California Bldg., 11 So. San Joaquin St.—
C. BIANCHINI..... (Phone HOward 6-8581)..... General Traffic Agent

SUN VALLEY, IDAHO 83353—
 Phone SUN Valley 3311
J. D. SIDLEY..... Transportation Agent

TACOMA, WASH. 98402—City Ticket Office, 114 South Ninth St.—
F. G. ROTHWELL..... (Phone BRoadway 2-2275)..... General Traffic Agent

TOPEKA, KANS. 66608—Freight Station— Phone CEntral 3-4138
G. N. WELLS..... General Traffic Agent

**TORONTO, ONT. Room 1304 National Trust Bldg., 7 King St.—East—
J. F. FEATHERSTONE..... (Phone EMpire 4-7239)..... General Traffic Agent**

TULSA, OKLA. 74103—
 721 Kennedy Bldg., 321 South Boston St.— Phone LUther 2-6859
L. L. CRAWFORD..... General Traffic Agent

**VANCOUVER, B. C. Room No. 315 Burrard Bldg., 1030 West Georgia St.—
A. G. PROSKURNIAK..... (Phone MUtual 3-8561)..... District Traffic Agent**

VICTOR, IDAHO 83455—Union Pacific Station. Phone 787-2285
G. A. SESSIONS..... General Traffic Agent

WALLA WALLA, WASH. 99362—Union Pacific Pass. Sta., 13th and West Main Sts.
J. M. LANDAU..... (Phone JAckson 9-1610)..... General Traffic Agent
L. R. CAPPS..... (Pendleton)..... Traffic Agent

WASHINGTON, D. C. 20006—Suite 814, The Farragut Bldg., 900-17th St., N. W.—
C. G. DANKMYER..... Phone General Traffic Agent
R. H. GATES..... (296-4833)..... District Traffic Agent
W. G. LORYS..... (Richmond, Va.)..... Traffic Agent

WINSTON-SALEM, N. C. 27101—625 Reynolds Bldg., 4th and Main Sts.—
D. R. WALKER..... (Phone PArk 2-4881)..... General Traffic Agent

YAKIMA, WASH. 98902—Union Pacific Building, 104 W. Yakima Ave.—
A. C. TAYLOR..... (Phone GLencourt 7-4181)..... General Traffic Agent
P. V. KEMP..... (Kennewick, Wash.)..... Traffic Agent

J. R. MacANALLY Vice-President, Traffic OMAHA, NEBR. 68102	R. B. JOHNSON Passenger Traffic Manager OMAHA, NEBR. 68102	N. B. MARVIN General Freight Traffic Manager (Sales and Service) OMAHA, NEBR. 68102	C. O. SHOWALTER General Freight Traffic Manager (Rates and Divisions) OMAHA, NEBR. 68102
---	---	---	--

UNION PACIFIC'S EAST LOS ANGELES Transfer Service



To Ticket Agents, Travel Agents and Our Patrons; Passengers:

East Los Angeles Station, with waiting rooms and public conveniences, serves as a transfer station for Union Pacific passengers, via motor bus to and from Pasadena, Glendale, Disneyland Hotel, Anaheim and Long Beach-San Pedro Branch Line points.

Modern air-conditioned motor buses are operated by the Union Pacific Stage Company, a subsidiary of the Union Pacific Railroad, and all tickets routed via the Union Pacific direct or via Los Angeles, to or from above points and intermediate branch line stations, are honored via East Los Angeles and motor bus. See Tables 7, 8, and 9 on page 21 for local schedules of all motor coaches.

The picture above shows how easy it is for friends and relatives to meet passengers at East Los Angeles. There is ample parking and it is free.

Train luggage is quickly delivered to the bus driver and arrives at destination with the traveler.

Checked Baggage: Baggage should be checked to the following city ticket office or depots only: Glendale; Pasadena; East Los Angeles; Whittier; Fullerton; Anaheim; Lakewood; Long Beach and San Pedro. (Only East Los Angeles, Long Beach and Pasadena stations are open Saturdays and Sundays for claiming or checking baggage.)

