


Whenever you ship or travel, be specific, say **UNION PACIFIC**

June 1, 1965

June 1, 1965

UNION PACIFIC

UNION PACIFIC

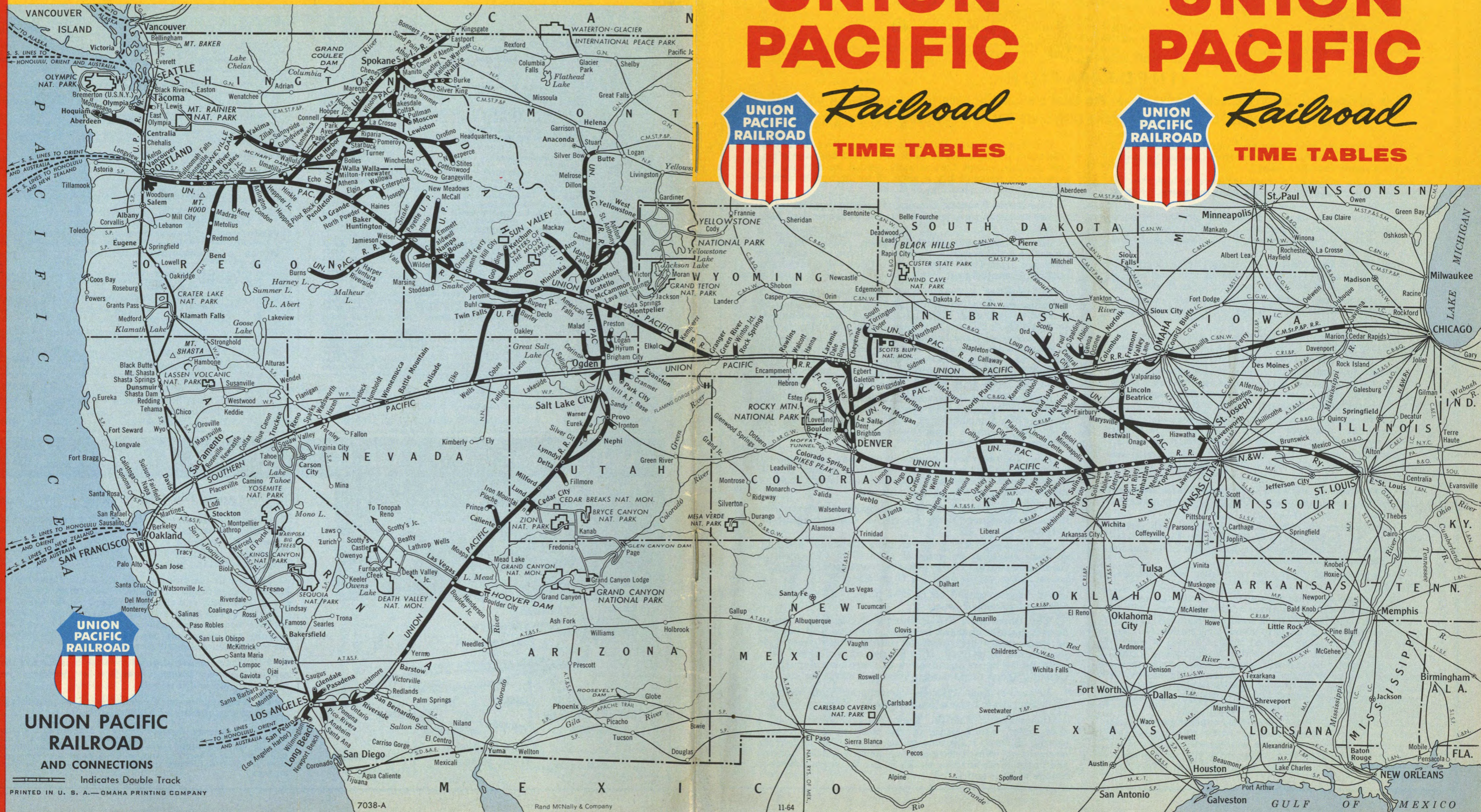


Railroad
TIME TABLES



Railroad
TIME TABLES

Serving thirteen western states with the finest in travel comfort and dependable freight service



UNION PACIFIC RAILROAD

AND CONNECTIONS

Indicates Double Track
PRINTED IN U. S. A. — OMAHA PRINTING COMPANY

WESTBOUND Read Down

CHICAGO — LOS ANGELES via Omaha and Salt Lake City

EASTBOUND Read Up

Table A Condensed Schedules All Trains Daily. Includes columns for Domeliner City of Los Angeles, The Challenger, Trains 7-5, Domeliner City of St. Louis, and 'Las Vegas Holiday' Special 116. Lists routes to Omaha, Chicago, and Los Angeles with departure times.

NO. 103-104—Domeliner CITY OF LOS ANGELES—DAILY. Cars from Chicago run via C. M. St. P. & P. to Omaha; thence U. P. Coach Seat Reservation Charge—See Page 36. Dome Lounge Car, Streamlined Sleeping Cars, etc.

NO. 103-104—THE CHALLENGER Domeliner—DAILY. Cars from Chicago run via C. M. St. P. & P. to Omaha; thence U. P. Coach Seat Reservation Charge—See Page 36. Dome Coach, Reclining Seat, etc.

NO. 9; 10—Domeliner CITY OF ST. LOUIS—DAILY. Cars from St. Louis run via N & W 209-210 to Kansas City; thence U. P. 9 and 10 to Los Angeles. (See Table E, Page 10 for equipment).

CHICAGO — SAN FRANCISCO—via Omaha

WESTBOUND Read Down

EASTBOUND Read Up

Table B Condensed Schedules All Trains Daily. Includes columns for Domeliner City of San Francisco, Train 27, Table B, Domeliner City of San Francisco, and Train 28. Lists routes to Chicago, Omaha, and San Francisco with departure times.

NO. 101-102—Domeliner CITY OF SAN FRANCISCO—DAILY. Trains run via C. M. St. P. & P. Chicago—Omaha; U. P. Omaha—Ogden; S. P. Ogden—San Francisco.

Coach Seat Reservation Charge—See Page 36. Dome Lounge Car, Streamlined Sleeping Cars, Reclining Seat—Leg Rest Coaches, Cafe Lounge Car, Dining Car, etc.

NO. 27-28—DAILY. Between Omaha and Laramie No. 27-28 carries only a rider coach for passengers; no sleeping car; no dining car.

These lounge cars are for exclusive use of sleeping car passengers. The City of San Francisco has a lounge car for coach passengers. Limited handling of checked baggage on this train; consult agent. Time from 12:01 midnight to 12:00 noon shown in light face type. Time from 12:01 noon to 12:00 midnight shown in heavy face type.

CHICAGO—OMAHA—DENVER

WESTBOUND Read Down

EASTBOUND Read Up

Table C Condensed Schedules All Trains Daily. Includes columns for Advance Coach Seat Reservations Required, Domeliner City of Denver, Table C, Domeliner City of Denver, and Advance Coach Seat Reservations Required. Lists routes to Chicago, Omaha, and Denver with departure times.

NO. 111-112—Domeliner CITY OF DENVER—DAILY. Trains runs via C. M. St. P. & P. Chicago—Omaha; U. P. Omaha—Denver. Dome Lounge Car, Streamlined Sleeping Cars, etc.

Reclining Seat—Leg Rest Coaches, Buffet-Lounge Car, Dome Dining Car, etc.

Stops to take paying passengers for Denver or beyond; also to let off from Chicago. Stops to let off paying passengers from Denver or beyond; also to take for Chicago. Stops to let off or take paying passengers to or from points where these trains are regularly scheduled to stop. No. 111 stops to take paying passengers for Denver and beyond, or to let off paying passengers from Omaha or beyond; No. 112 stops to take paying passengers for Omaha or beyond or to let off paying passengers from Denver or beyond. (f) Stops only on signal. Time from 12:01 midnight to 12:00 noon shown in light face type. Time from 12:01 noon to 12:00 midnight shown in heavy face type.

CHICAGO to PORTLAND and SEATTLE via Omaha and Denver

Table D Condensed Schedules All Trains Daily	Domeliner City of Portland 105 Daily Example	City of Portland— 105-47 Summer Season Example	Park Special Portland Rose 48-17 Summer Season Example	Equipment for Page 8	
				Trains 7-17 Daily Example	Trains 7-17 Daily Example
NO. 105—Domeliner CITY OF PORTLAND—DAILY C. M. St. P. & P. to Omaha; No. 457 Portland-Seattle.					
Lv Chicago (C.S.T.)	3.00 SUN	3.00 SUN		7.05 SUN	
Ar Omaha	11.15 SUN	11.15 SUN		7.40 MON	
Union Pacific					
Lv Omaha	11.35 SUN	11.35 SUN		10.45 MON	
Ar Fremont	12.49 MON	12.49 MON		11.35 MON	
Ar Columbus	1.50 MON	1.50 MON		12.29 MON	
Ar Grand Island	2.25 MON	2.25 MON		1.50 MON	
Ar Kearney	3.50 MON	3.50 MON		2.32 MON	
Ar North Platte (C.S.T.)	5.05 MON	5.05 MON		4.30 MON	
Lv North Platte (M.S.T.)	5.05 MON	5.05 MON		4.35 MON	
Lv Sterling	6.30 MON	6.30 MON		Ar Cheyenne	
Lv La Salle	7.40 MON	7.40 MON		8.15 MON	
Ar Denver	8.05 MON	8.05 MON		Lv Cheyenne	
Lv Denver	10.55 MON	10.55 MON		9.20 MON	
Ar Laramie	12.50 MON	12.50 MON		10.55 MON	
Ar Rawlins	f 2.37 MON	f 2.37 MON		1.05 TUE	
Ar Rock Springs	3.05 MON	3.05 MON		3.05 TUE	
Ar Green River	3.15 MON	3.15 MON		3.35 TUE	
Lv Green River	f 4.27 MON	f 4.27 MON		4.30 TUE	
Ar Kemmerer	5.45 MON	5.45 MON		6.01 TUE	
Ar Montpelier	7.25 MON	7.25 MON		7.55 TUE	
Ar Pocatello				10.10 TUE	
Ar Ashton		5.45 TUE			
Ar Victor		7.30 TUE			
Lv Victor			8.15 MON		
Lv Ashton			10.20 MON		
Lv Pocatello	7.35 MON		10.50 TUE	10.50 TUE	
Ar Minidoka	8.25 MON		12.01 TUE	12.01 TUE	
Ar Shoshone	9.11 MON		1.00 TUE	1.00 TUE	
Lv Shoshone	9.15 MON		12.50 TUE	12.50 TUE	
Ar Sun Valley (Ketchum)	11.15 MON		14.10 TUE	14.10 TUE	
Lv Sun Valley (Ketchum)	7.00 MON		11.15 TUE	11.15 TUE	
Ar Shoshone	9.00 MON		12.30 TUE	12.30 TUE	
Lv Shoshone	9.11 MON		1.00 TUE	1.00 TUE	
Ar Glens Ferry	10.05 MON		2.25 TUE	2.25 TUE	
Ar Boise	11.20 MON		4.05 TUE	4.05 TUE	
Ar Nampa	11.43 MON		4.40 TUE	4.40 TUE	
Ar Ontario	1.15 TUE		5.43 TUE	5.43 TUE	
Ar Huntington (M.S.T.)	1.15 TUE		6.50 TUE	6.50 TUE	
Lv Huntington (P.S.T.)	12.16 TUE		6.00 TUE	6.00 TUE	
Ar Baker	1.30 TUE		7.22 TUE	7.22 TUE	
Ar La Grande	2.40 TUE		8.40 TUE	8.40 TUE	
Lv Pendleton	4.45 TUE		11.00 TUE	11.00 TUE	
Ar Hinkle	5.30 TUE		11.55 TUE	11.55 TUE	
Ar Arlington	7.05 TUE		1.02 WED	1.02 WED	
Ar The Dalles	f 7.33 TUE		2.30 TUE	2.30 TUE	
Ar Hood River	f 7.05 TUE		3.17 TUE	3.17 TUE	
Ar Portland	9.00 TUE		5.00 WED	5.00 WED	
Lv Portland	9.30 TUE		9.30 WED	9.30 WED	
Ar Tacoma	12.27 TUE		12.27 WED	12.27 WED	
Ar Seattle (P.S.T.)	1.30 TUE		1.30 WED	1.30 WED	

Footnotes for Page 8

Ashton, Idaho is western gateway to Yellowstone National Park. Victor, Idaho is southern gateway to Grand Teton and Yellowstone National Parks. Trains 47 and 48 serve Ashton and Victor during summer season June 15 through August 20.
 (f) Stops only on signal.
 Motor Bus. This service is provided passengers arriving or departing Shoshone and holding proper tickets to and from Sun Valley, Idaho. No bus service during period Sun Valley is closed Oct. 15 to Dec. 19 and Apr. 19 to May 5.


Motor bus. Only bus tickets purchased locally will be honored.
 Limited handling of checked baggage on Train 105; consult agent.
 Daily Train No. 457.
 (C.S.T.) Central Standard time. (M.S.T.) Mountain Standard time. (P.S.T.) Pacific Standard time.
 Time from 12.01 midnight to 12.00 noon shown in light face type.
 Time from 12.01 noon to 12.00 midnight shown in heavy face type.

Rail Travel Credit Cards

Now any person or company with proper credit may arrange for a convenient Charge-it Card. They are good on Union Pacific and many other railroads; can be used not only for rail and sleeping car tickets, but for services in dining cars and club lounge cars, if latter not prohibited by State law. They may be used for Avis or Hertz car rentals. They may also be used for a vacation in the Utah-Arizona Parks. For information and application blanks apply at any Union Pacific passenger or ticket office.

Call
R·E·A EXPRESS

FOR
EAGER-BE AVER SERVICE



PORTLAND and SEATTLE to CHICAGO via Denver and Omaha

Table D Condensed Schedules All Trains Daily	Domeliner City of Portland 106 Daily Example	Park Special City of Los Angeles 48-36-104 Summer Season Example	Portland Rose Park Special 18-47 Summer Season Example	Equipment for Page 9	
				Trains 18-8 Daily Example	Trains 18-8 Daily Example
NO. 106—Domeliner CITY OF PORTLAND—DAILY C. M. St. P. & P. east of Omaha; No. 460 Seattle-Portland.					
Lv Seattle (P.S.T.)	8.05 SUN		5.00 SUN	5.00 SUN	
Ar Tacoma	9.01 SUN		6.02 SUN	6.02 SUN	
Ar Portland	12.20 SUN		9.15 SUN	9.15 SUN	
Lv Portland	12.30 SUN		10.00 SUN	10.00 SUN	
Ar Hood River	f 1.44 MON		11.24 MON	11.24 MON	
Ar The Dalles	2.15 MON		12.03 MON	12.03 MON	
Ar Arlington	3.56 MON		1.07 MON	1.07 MON	
Ar Hinkle	4.31 MON		2.25 MON	2.25 MON	
Ar Pendleton	6.45 MON		3.20 MON	3.20 MON	
Ar La Grande	7.45 MON		6.05 MON	6.05 MON	
Ar Baker	9.05 MON		7.25 MON	7.25 MON	
Ar Huntington (P.S.T.)	10.06 MON		8.50 MON	8.50 MON	
Lv Huntington (M.S.T.)	10.06 MON		10.00 MON	10.00 MON	
Ar Ontario	11.25 MON		10.55 MON	10.55 MON	
Ar Nampa	11.25 MON		12.05 MON	12.05 MON	
Ar Boise	11.50 MON		12.35 MON	12.35 MON	
Ar Glens Ferry	1.57 MON		2.15 MON	2.15 MON	
Ar Shoshone	2.50 MON		3.30 MON	3.30 MON	
Ar Sun Valley (Ketchum)	4.50 MON		5.15 MON	5.15 MON	
Lv Sun Valley (Ketchum)	11.50 MON		11.15 MON	11.15 MON	
Ar Shoshone	1.50 MON		12.30 MON	12.30 MON	
Lv Shoshone	1.57 MON		3.30 MON	3.30 MON	
Ar Minidoka	2.40 MON		4.20 MON	4.20 MON	
Ar Pocatello	3.40 MON		5.35 MON	5.35 MON	
Ar Ashton		Via Ogden	5.45 TUE	5.45 TUE	
Ar Victor			7.30 TUE	7.30 TUE	
Lv Victor			8.15 SUN		
Ar Ashton			10.20 SUN		
Lv Pocatello	3.55 MON			6.15 MON	
Ar Montpelier	5.40 MON			8.30 MON	
Ar Kemmerer	f 7.05 MON			10.10 MON	
Ar Green River	8.25 MON		12.40 MON	11.30 MON	
Lv Green River	8.35 MON		12.50 MON	12.50 MON	
Ar Rock Springs	f 8.55 MON		1.10 TUE	1.12 TUE	
Ar Rawlins	10.46 MON		3.01 TUE	3.30 TUE	
Ar Laramie	12.32 MON		4.55 TUE	5.40 TUE	
Ar Denver	3.30 TUE			Ar Cheyenne	
Lv Denver	4.50 TUE			7.00 TUE	
Lv La Salle	4.38 TUE	Via Cheyenne		Lv Cheyenne	
Lv Sterling	6.03 TUE			7.50 TUE	
Ar North Platte (M.S.T.)	8.20 TUE		9.50 TUE	11.55 TUE	
Lv North Platte (C.S.T.)	9.25 TUE		10.55 MON	1.05 TUE	
Ar Kearney	10.42 TUE		12.55 MON	2.55 TUE	
Ar Grand Island	11.25 MON			4.00 TUE	
Ar Columbus	12.18 TUE			5.06 TUE	
Ar Fremont	1.40 TUE			6.04 TUE	
Ar Omaha			3.10 TUE	7.00 TUE	
C. M. St. P. & P.					
Lv Omaha	2.00 TUE		3.40 TUE	8.00 TUE	
Ar Chicago (C.S.T.)	10.15 TUE		11.59 TUE	8.50 WED	

Table D Condensed Schedules All Trains Daily	Domeliner City of Portland 106 Daily Example	Park Special City of Los Angeles 48-36-104 Summer Season Example	Portland Rose Park Special 18-47 Summer Season Example	Equipment for Page 9	
				Trains 18-8 Daily Example	Trains 18-8 Daily Example
NO. 106—Domeliner CITY OF PORTLAND—DAILY C. M. St. P. & P. east of Omaha; No. 460 Seattle-Portland.					
Lv Seattle (P.S.T.)	8.05 SUN		5.00 SUN	5.00 SUN	
Ar Tacoma	9.01 SUN		6.02 SUN	6.02 SUN	
Ar Portland	12.20 SUN		9.15 SUN	9.15 SUN	
Lv Portland	12.30 SUN		10.00 SUN	10.00 SUN	
Ar Hood River	f 1.44 MON		11.24 MON	11.24 MON	
Ar The Dalles	2.15 MON		12.03 MON	12.03 MON	
Ar Arlington	3.56 MON		1.07 MON	1.07 MON	
Ar Hinkle	4.31 MON		2.25 MON	2.25 MON	
Ar Pendleton	6.45 MON		3.20 MON	3.20 MON	
Ar La Grande	7.45 MON		6.05 MON	6.05 MON	
Ar Baker	9.05 MON		7.25 MON	7.25 MON	
Ar Huntington (P.S.T.)	10.06 MON		8.50 MON	8.50 MON	
Lv Huntington (M.S.T.)	10.06 MON		10.00 MON	10.00 MON	
Ar Ontario	11.25 MON		10.55 MON	10.55 MON	
Ar Nampa	11.25 MON		12.05 MON	12.05 MON	
Ar Boise	11.50 MON		12.35 MON	12.35 MON	
Ar Glens Ferry	1.57 MON		2.15 MON	2.15 MON	
Ar Shoshone	2.50 MON		3.30 MON	3.30 MON	
Ar Sun Valley (Ketchum)	4.50 MON		5.15 MON	5.15 MON	
Lv Sun Valley (Ketchum)	11.50 MON		11.15 MON	11.15 MON	
Ar Shoshone	1.50 MON		12.30 MON	12.30 MON	
Lv Shoshone	1.57 MON		3.30 MON	3.30 MON	
Ar Minidoka	2.40 MON		4.20 MON	4.20 MON	
Ar Pocatello	3.40 MON		5.35 MON	5.35 MON	
Ar Ashton		Via Ogden	5.45 TUE	5.45 TUE	
Ar Victor			7.30 TUE	7.30 TUE	
Lv Victor			8.15 SUN		
Ar Ashton			10.20 SUN		
Lv Pocatello	3.55 MON			6.15 MON	
Ar Montpelier	5.40 MON			8.30 MON	
Ar Kemmerer	f 7.05 MON			10.10 MON	
Ar Green River	8.25 MON		12.40 MON	11.30 MON	
Lv Green River	8.35 MON		12.50 MON	12.50 MON	
Ar Rock Springs	f 8.55 MON		1.10 TUE	1.12 TUE	
Ar Rawlins	10.46 MON		3.01 TUE	3.30 TUE	
Ar Laramie	12.32 MON		4.55 TUE	5.40 TUE	
Ar Denver	3.30 TUE			Ar Cheyenne	
Lv Denver	4.50 TUE			7.00 TUE	
Lv La Salle	4.38 TUE	Via Cheyenne		Lv Cheyenne	
Lv Sterling	6.03 TUE			7.50 TUE	
Ar North Platte (M.S.T.)	8.20 TUE		9.50 TUE	11.55 TUE	
Lv North Platte (C.S.T.)	9.25 TUE		10.55 MON	1.05 TUE	
Ar Kearney	10.42 TUE		12.55 MON	2.55 TUE	
Ar Grand Island	11.25 MON			4.00 TUE	
Ar Columbus	12.18 TUE			5.06 TUE	
Ar Fremont	1.40 TUE			6.04 TUE	
Ar Omaha			3.10 TUE	7.00 TUE	
C. M. St. P. & P.					
Lv Omaha	2.00 TUE		3.40 TUE	8.00 TUE	
Ar Chicago (C.S.T.)	10.15 TUE		11.59 TUE	8.50 WED	

Footnotes for Page 9

Ashton, Idaho is western gateway to Yellowstone National Park. Victor, Idaho is southern gateway to Grand Teton and Yellowstone National Parks. Trains 47 and 48 serve Ashton and Victor during summer season June 15 through August 20.
 (f) Stops only on signal.
 Motor Bus. This service is provided passengers arriving or departing Shoshone and holding proper tickets to and from Sun Valley. No bus service during period Sun Valley is closed Oct. 15 to Dec. 19 and Apr. 19 to May 5.

Motor bus. Only bus tickets purchased locally will be honored.
 Limited handling of checked baggage on Train 106; consult agent.
 Daily Train No. 460.
 (C.S.T.) Central Standard time. (M.S.T.) Mountain Standard time. (P.S.T.) Pacific Standard time.
 Time from 12.01 midnight to 12.00 noon shown in light face type.
 Time from 12.01 noon to 12.00 midnight shown in heavy face type.

We solicit your kind consideration and cooperation

PLEASE DON'T BE A "NO SHOW." (A "no show" is the person who reserves coach or Pullman accommodations in advance and then fails to cancel out when his plans change.)

So that we may serve you better, please be sure to cancel reservations promptly when it is found you will not use the space you have reserved.

We can then serve you and others better by not having any space go unused.

ST. LOUIS and KANSAS CITY — LOS ANGELES via Denver

WESTBOUND—Read Down

EASTBOUND—Read Up

Table E Condensed Schedules All Trains Daily. Includes routes for St. Louis (N&W), Kansas City (U.P.), Cedar City, and Los Angeles (P.S.T.).

NO. 209-9; 10-210—Domeliner CITY OF ST. LOUIS—DAILY. N & W 209-210—Kansas City; No. 9-10—Los Angeles. Includes details on lounge cars, coaches, and dining services.

NO. 115-116—Streamliner "LAS VEGAS HOLIDAY" SPECIAL. Special All-Expense Package including buffet meals and coach seat reservation. Consult Agent.

Union Pacific Motor Coach Service TO AND FROM EAST LOS ANGELES, CALIF.

- The Union Pacific maintains a passenger station at East Los Angeles, from which it operates motor coaches direct to Glendale, Pasadena, Alhambra, San Pedro, Long Beach, Disneyland Hotel, Anaheim, Orange, Fullerton, La Habra, Whittier and intermediate points. See Tables 7, 8 and 9 on page 21 for local schedules of all motor coaches.

ST. LOUIS—KANSAS CITY—PORTLAND—SEATTLE via Denver

WESTBOUND Read Down

EASTBOUND Read Up

Table F Condensed Schedules All Trains Daily. Includes routes for St. Louis (N & W), Kansas City, Cedar City, and Los Angeles (P.S.T.).

NO. 17-18—PORTLAND ROSE—DAILY. Streamlined Sleeping Cars Denver—Portland—Sections, Roomettes, Double Bedrooms. (Occupancy until 7:30 a.m.)

ST. LOUIS—KANSAS CITY—SAN FRANCISCO via Denver

WESTBOUND Read Down

EASTBOUND Read Up

Table G Condensed Schedules All Trains Daily. Includes routes for St. Louis (N & W), Kansas City, Cedar City, and Los Angeles (P.S.T.).

NO. 209-9-101; 102-10-210—Domeliner—CITY OF ST. LOUIS—CITY OF SAN FRANCISCO—DAILY. N & W No. 209-210—Kansas City; No. 9-10—Ogden; S. P. No. 101-102—San Francisco.

Passengers use Motor Bus between trainside at Oakland (16th Street) and San Francisco (3rd and Townsend Station) via the Bay Bridge, affording a panoramic view of the San Francisco Bay area.

ST. LOUIS—KANSAS CITY—DENVER

Table H: Condensed Schedules All Trains Daily. Includes Westbound Read Down and Eastbound Read Up columns with times and stations like St. Louis, Kansas City, and Denver.

Equipment for Table H. NO. 209-9; 10-210 - Domelineer CITY OF ST. LOUIS-DAILY. N & W 209-210-Kansas City; U. P. 9-10-Denver. Coach Seat Reservation Charge-See Page 36.

DENVER—SALT LAKE CITY

Table J: Condensed Schedules All Trains Daily. Includes Westbound Read Down and Eastbound Read Up columns with times and stations like Denver, Salt Lake City, and Ogden.

Equipment for Table J. NO. 9-10 - Domelineer CITY OF ST. LOUIS-DAILY. Coach Seat Reservation Charge-See Page 36. Streamlined Sleeping Cars. Denver-Salt Lake City-6 Roomettes, 4 Double Bedrooms, 6 Sections (St. Louis-Los Angeles).

ST. LOUIS - KANSAS CITY - DENVER - SPOKANE

Table K: Condensed Schedules All Trains Daily. Includes Westbound Read Down and Eastbound Read Up columns with times and stations like St. Louis, Kansas City, Denver, and Spokane.

Equipment for Table K. No. 209-9-105-Bus; 19-106-10-210 - Domelineer-CITY OF ST. LOUIS-CITY OF PORTLAND. N & W 209-210-Kansas City; U.P. No. 9-10-Denver; 105-(Pendleton) 106-Hinkle; Bus-No. 19 Spokane.

□ Runs via Cut-Off; not via Cheyenne.

♦ Motor Bus, Rail tickets honored.

+ Checked baggage not handled to or from station at Kansas City, Kans.

□ Conditional stop; see Tables 24 or 30. (C.S.T.) Central Standard Time.

(M.S.T.) Mountain Standard Time. (P.S.T.) Pacific standard Time.

Time from 12.01 midnight to 12.00 noon shown in light face type.

Time from 12.01 noon to 12.00 midnight shown in heavy face type.

Spokane is the gateway to the great Inland Empire of Washington. See Grand Coulee Dam, the great fruit orchards of Washington, and many scenic attractions.

CHICAGO—ST. LOUIS—KANSAS CITY—DENVER—ASHTON—YELLOWSTONE—VICTOR

Table L: Condensed Schedules All Trains Daily. Includes City of St. Louis Park Special, City of Portland-Park Special, and City of Los Angeles Park Special columns.

105-47 CITY OF PORTLAND-PARK SPECIAL-DAILY. C. M. St. P. & P. No. 105 to Omaha; No. 105 to Pocatello; No. 47 Pocatello to Victor. Club Lounge Service... Chicago to Victor.

LOS ANGELES—SALT LAKE CITY—ASHTON—YELLOWSTONE—VICTOR—BUTTE

Table O: Condensed Schedules All Trains Daily. Includes Park Special 104-85-47 Summer Service, Butte Special 6-35, and Park Special 48-86-103 Summer Service columns.

NO. 6-35-BUTTE SPECIAL-DAILY. No. 6 to Salt Lake City; No. 35 to Butte. Streamlined Sleeping Cars. Los Angeles to Las Vegas-Sections, Bedrooms, Rmettes.

NO. 35-47 PARK SPECIAL-DAILY (See Note #). No. 35 to Pocatello, No. 47 to Victor. Lounge Car Service... Salt Lake City to Victor.

NO. 48-36 PARK SPECIAL-DAILY (See Note #). No. 48 Victor to Pocatello; No. 36 Salt Lake City. Lounge Car Service... Victor to Salt Lake City.

Footnotes for Page 13. (f) Stops only on signal. Operates only during Yellowstone-Grand Teton National Parks season, June 15 through August 20.

LOS ANGELES—SPOKANE—PORTLAND
Via Shoshone(SUNVALLEY)—Boise—Nampa

Table R Condensed Schedules All Trains Daily. Includes routes for Los Angeles (P.S.T.), East Los Angeles, Las Vegas (P.T.), Salt Lake City (MST), Salt Lake City (M.S.T.), Ogdan, Green River, Green River (PT), Poccatello, Sun Valley, Ketchum, Shoshone, Boise, Nampa, Huntington (M.S.T.), Huntington (P.S.T.), Baker, La Grande, Pendleton, Hinkle, Pendleton, Hinkle, Wallula, Spokane (P.S.T.), Hinkle, and Portland (P.S.T.).

Equipment for Table R
NO. 104-105-(20)—CITIES OF LOS ANGELES—PORTLAND—DAILY
NO. 106-(19)-103—CITIES OF PORTLAND—LOS ANGELES—DAILY
NO. 6-35-11—DAILY
NO. 12-36-5—DAILY

SALT LAKE CITY — BOISE —
PORTLAND — SEATTLE

Table T Condensed Schedules All Trains Daily. Includes routes for Salt Lake City (M.S.T.), Ogdan, Green River, Green River (PT), Poccatello, Sun Valley, Ketchum, Shoshone, Boise, Nampa, Huntington (M.S.T.), Huntington (P.S.T.), Baker, Pendleton, The Dalles, Portland, Portland (P.S.T.), Tacoma, and Seattle (P.S.T.).

Equipment for Table T
NO. 104-105-457—CITIES OF LOS ANGELES—PORTLAND—DAILY
NO. 460-106-103—CITIES OF PORTLAND—LOS ANGELES—DAILY
NO. 35-11—DAILY
NO. 12-36—DAILY

CHICAGO — OMAHA — DENVER — SPOKANE
Walla Walla—Lewiston—Moscow—Pullman

Table S Condensed Schedules All Trains Daily. Includes routes for Chicago (C.T.), Omaha (Union Pacific), North Platte (C.T.), North Platte (M.T.), Denver, Denver, Poccatello, Boise, Huntington (M.T.), Huntington (P.T.), Pendleton, Hinkle, Pendleton, Hinkle, Spokane, Walla Walla, Lewiston, Moscow, and Pullman.

Equipment for Table S
NO. 105—Domeliner CITY OF PORTLAND—DAILY
NO. 19—SPOKANE TO HINKLE—DAILY
NO. 106—Domeliner CITY OF PORTLAND—DAILY

Conditional stop; see Table 20
Motor Bus. This service is provided passengers arriving or departing Shoshone and holding proper tickets to and from Sun Valley. No bus service during period Sun Valley is closed Oct. 15 to Dec. 19 and Apr. 19 to May 5. (M.S.T.) Mountain Standard Time.

Via Western Greyhound Bus north of Pendleton, rail tickets honored.
(C.T.) Central time. (M.T.) Mountain time. (P.T.) Pacific time.
Time from 12.01 midnight to 12.00 noon shown in light face type.
Time from 12.01 noon to 12.00 midnight shown in heavy face type.

PORTLAND — HINKLE — SPOKANE

Table U All Trains Daily—(Pacific Standard Time). Includes routes for Portland, Hood River, The Dalles, Arlington, Hinkle, Pendleton, Hinkle, Wallula, Wallula, Ayer, Ayer, Marengo, Cheney, and Spokane.

Equipment for Table U
NO. 18-Bus—SPOKANE—DAILY
NO. 19-11—SPOKANE—DAILY

PORTLAND, TACOMA AND SEATTLE

Table W All Trains Daily. Includes routes for Portland, Ore., Vancouver Wash., Kelso-Longview, Chehalis, Centralia, Tacoma, Tacoma, and Seattle.

Equipment for Table W
NORTHBOUND
NO. 457—DAILY
NO. 407—DAILY
NO. 459—DAILY

ASHTON (Yellowstone) — VICTOR
(Grand Teton — Yellowstone National
Parks) — POCATELLO — PORTLAND

Table Z Summer Season All Trains Daily. Includes routes for Victor (M.S.T.), Ashton, Poccatello, Poccatello, Shoshone, and Portland (P.S.T.).

Equipment for Table Z
NO. 48-17—PARK SPECIAL—PORTLAND ROSE—DAILY
NO. 460—DAILY
NO. 408—DAILY
NO. 458—DAILY

Equipment for Table Z

NO. 48-17—PARK SPECIAL—PORTLAND ROSE—DAILY
Lounge Car Service.....Victor — Portland.
Streamlined Sleeping Car..Victor — Poccatello—10 Roomettes, 6 Double Bedrooms
Reclining Seat Coaches....Victor — Poccatello; Poccatello — Portland. Seats not reserved.
Buffet—Lounge Car.....Poccatello—La Grande—cafeteria meal service, snacks and beverages.

BAGGAGE ALLOWANCE-150 POUNDS
One hundred and fifty (150) pounds of baggage may be checked to destination on each full fare ticket, 75 pounds for each half-fare ticket for only 25 cents for each hand bag, 50 cents for each trunk. You may declare additional value on your checked baggage up to \$2,500.00 upon payment of a nominal charge, or purchase St. Paul Fire & Marine Insurance Co. baggage insurance in any amount. Consult agent.

Arrives, departs Seattle Union Depot. Arrives, departs Seattle King Street Station.
Rail station is at Kelso. There is bus service between Kelso and Longview every 20 minutes.
Motor Bus, Rail tickets honored.

Equipment for Table Z
NO. 48-17—PARK SPECIAL—PORTLAND ROSE—DAILY
Lounge Car Service.....Victor — Portland.
Streamlined Sleeping Car..Victor — Poccatello—10 Roomettes, 6 Double Bedrooms
Reclining Seat Coaches....Victor — Poccatello; Poccatello — Portland. Seats not reserved.
Buffet—Lounge Car.....Poccatello—La Grande—cafeteria meal service, snacks and beverages.

Ashton, Idaho is western gateway to Yellowstone National Park. Victor, Idaho is southern gateway to Grand Teton-Yellowstone National Parks. Trains 47 and 48 operate from June 15 to August 20 for arrival and departure Victor and Ashton.

Chicago and Omaha to Colorado, Utah, California and Pacific Northwest

Table No. 1 The Overland Route WESTBOUND—Read Down. Includes columns for Mileage, City of San Fran., City of Los Angeles, The Challenger, City of Portland, City of Denver, Train 7, and Train 27. Lists routes from Chicago to Omaha and then to various destinations in the West.

Advance Coach Seat Reservations Required on All STREAMLINERS and DOMELINERS. City of San Francisco, No. 101. City of Los Angeles, No. 103. The Challenger, No. 103. City of Portland, No. 105. City of Denver, No. 111. City of St. Louis, No. 209-9.

Special Coach Seat Reservation Charge on City of Los Angeles, City of San Francisco, City of St. Louis and on The Challenger. See Page 36.

Railroad Transfer Service PASSENGERS—BAGGAGE CHICAGO, ILL. THERE IS NO EXTRA CHARGE FOR TRANSFERRING BETWEEN CHICAGO STATIONS.

The transfer coupon on your through ticket entitles you to a transfer of luggage and a comfortable ride in a railroad transfer service temperature controlled coach from your incoming Chicago train to your outgoing station at no extra cost.

SPECIAL LUGGAGE CHECKING SERVICE

If you have three hours or more between trains, you can give your luggage to the railroad transfer service agent upon arrival, before boarding coaches, and pick it up at the parcel room of the outgoing station. The charge will be the usual parcel room checking fee, plus 25 cents.

ASK ANY RAILROAD TICKET AGENT OR CONDUCTOR ABOUT THE RAILROAD TRANSFER SERVICE

NOTE —There is bus service between Kimball and Gering, Harrisburg and Scottsbluff, Nebr. On arrival Kimball consult local bus agent about bus schedules.

HALF-FARE Family Fare Tickets can be used for starting trips on Mondays, Tuesdays, Wednesdays and Thursdays.

Good in sleeping cars or in coaches. Can be used for return any day of week.

For equipment, see pages 6 to 15 inclusive. For explanation of reference marks, see page 17.

Chicago and Omaha to Colorado, Utah, California and Pacific Northwest

Table No. 1 (Continued) The Overland Route WESTBOUND—Read Down. Includes columns for Mileage, City of San Fran., City of Los Angeles, The Challenger, City of Portland, City of St. Louis, Train 7-5, and Portland Rose 17. Lists routes from Chicago to Omaha and then to various destinations in the West.

FOOTNOTES FOR TABLE 1

- Between Omaha and Laramie No. 27 carries only a rider coach for passengers; no sleeping car; no dining car.
See page 32 for motor bus connections with U. P. trains at Omaha, Fremont, Columbus and Grand Island.
Limited handling of checked baggage on these trains; consult agent.
Stops only on signal.
Stops to take paying passengers for Denver and beyond; or to let off paying passengers from Omaha or beyond.
Stops to take paying passengers for Denver and beyond; also to let off from Chicago.
Stops to take paying passengers for Las Vegas or beyond.
Stops to let off paying passengers from Denver and east.
Stops to take on paying passengers for Reno or beyond.
Stops to let off paying passengers from Denver or beyond; also to take paying passengers for beyond Ogden.
Stops to take paying passengers for points beyond Savanna.
Stops to take revenue passengers for Ogden or beyond.
Stops to take paying passengers for North of Granger, or for Ogden and beyond.
Stops to let off paying passengers from Omaha or beyond; also to take paying passengers for North of Granger, or for Ogden and beyond.
Stops to take or let off paying passengers.

Mileage shown on mile posts is from Council Bluffs. See General Information, page 2.

FREE Train-side Auto Parking at East Los Angeles Passenger Station. Avoid Downtown Traffic.

Your family or friends can meet you at East Los Angeles without any parking charges.

WESTERN TOUR VACATIONS

Carefree, Personally Escorted, All-Expense

All-Expense Escorted Tours are the ideal way to relaxing, carefree, enjoyable vacations. All reservations are arranged in advance—no travel details to worry about—you know the cost before you start—and you enjoy the companionship of congenial people.

The Union Pacific operates a variety of all-expense escorted tours to many of the West's most scenic attractions. Let us tell you about them! Ask your nearest Union Pacific representative or write to the Department of Tours, Union Pacific Railroad, One South LaSalle Street, Chicago, Ill., 60603.

UNION PACIFIC DEPARTMENT OF TOURS

For equipment, see pages 6 to 15, inclusive

California, Pacific Northwest, Utah and Colorado to Omaha and Chicago

MILES	EASTBOUND—Read Down									
	From Pacific Coast									
	Dome- liner City of San Fran. 102 Daily	Dome- liner City of Los Angeles 104 Daily	The Challenger 104 Daily	Dome- liner City of Port- land 106 Daily	Train 6-8 Daily	Train 28 Daily	Dome- liner City of St.Louis 10 Daily	Port- land Rose 18 Daily	Train 35 Daily	
Table No. 2 The Overland Route										
Read Down										
SOU. PAC. CO. San Francisco (P.S.T.) Cal.Lv 6 UNION PACIFIC Portland (P.S.T.) Ore.Lv 29 Los Angeles (P.S.T.) Cal.Lv 293 Mountain Standard Time Salt Lake City 4, 5 Utah Lv 4251 Woods Cross " " 4292 Farmington " " 4254 Kaysville " " 4295 Layton " " 4348 Clearfield " " 4473 Ogden 14, 36 " Ar 4298 Ogden Junction with So.Pac. " Lv 4298 Uintah (Wasatch Mts.) " " 4854 Peterson (Weber Canyon) " " 4889 Morgan " " 5071 Devil's Slide (Devil's Slide so.) " " 5251 Echo ("The Witches", no.) " Ar 5460 Echo ("Echo Canyon") " Lv 5460 Castle Rock " " 6224 Wahsatch " " 6800 Wyuta (Utah-Wyo. State line) " " 6739 Evanston " Wyo. Ar 6747 Evanston " Wyo. Lv 6747 Mills " " 6890 Altamont (Tunnel 6706 feet) " " 7227 Aspen (Aspen tunnel 5,900 ft.) " " 7183 Bridger (Named for famous scout) " " 6630 Carter " " 6498 Granger 20 " " 6271 Westvaco " " 6210 Bryan Picturesque " " 6181 Green River Cliffs. Water flows to Gulf of Calif. " Ar 6083 Rock Springs (Coal Mines) " Lv 6083 Point of Rocks " " 6609 Black Buttes " " 6616 Bitter Creek " " 6899 Wamsutter " " 6709 Oreston (Continental Divide) " " 7107 Rawlins State " Ar 6747 Rawlins Penitentiary " Lv 6747 Sinclair (Large oil refinery) " " 6686 Ft. Steele (North Platte River) " " 6811 Walcott (St. Marys Peak no) " " 6824 Hanna (Coal Mines) " " 6776 Como " " 6712 Medicine Bow " " 6664 Rock River " Ar 6910 Bosler (State Uni.) " Lv 7082 Laramie 33 (Snowy Range) " " 7151 Laramie " " 7151 Hermosa " " 7899 Dale (Rocky Mts. to so) " " 7921 Sherman (Highest pt. en route) " " 8013 Buford " " 7882 Granite Canon " " 7315 Borie (State Capital) " " 6661 Cheyenne 42 of Wyo. Wyo. Ar 6060										

NOTE 1 See Tables 24 and 30 for complete schedule of City of St. Louis to Denver and Kansas City.

VISIT SUN VALLEY — America's Foremost Sports Center

Situated in a broad valley, with the foothills of the near-by Sawtooth Mountains rising on three sides, Sun Valley, Idaho lies just 56 miles north of Shoshone, Idaho, which is on Union Pacific main line between the East and the Pacific Northwest.

Guests for Sun Valley Lodge and Challenger Inn are met by modern, comfortable buses at Shoshone, Idaho.

For equipment, see pages 6 to 15, inclusive.

Footnotes for Table 2

- Between Laramie and Omaha No. 28 carries only a rider coach for passengers; no sleeping car, no dining car.
- See Page 32 for motor bus connections with U. P. trains at Omaha, Fremont, Columbus and Grand Island.
- Limited handling of checked baggage on this train; consult agent.
- Stops only on signal.
- Stops to let off paying passengers from Denver and beyond or to take paying passengers for Omaha or beyond.
- Stops to let off paying passengers from Cheyenne or beyond; also to take for Omaha or beyond.
- Stops to let off paying passengers from Cheyenne or beyond.
- Stops to let off paying passengers from Reno or beyond.
- Stops to let off paying passengers from points beyond Savanna.
- Stops to let off paying passengers from west of Ogden; also to take paying passengers for Denver or beyond.
- Stops to let off paying passengers from Hampshire; also from Savanna or beyond.
- Stops to let off paying passengers from Las Vegas or beyond.
- Stops to let off revenue passengers from Ogden or beyond.
- Stops to take or let off paying passengers.
- Stops to let off paying passengers from Granger or beyond; also to take paying passengers for Denver or beyond.
- Stops to let off paying passengers from Denver or beyond; also to take for Chicago.

Mileage shown on mile posts is from Council Bluffs. See General Information, Page 2.

Advance Coach Seat Reservations Required on All STREAMLINERS and DOMELINERS

- City of San Francisco, No. 102
- City of Los Angeles, No. 104
- City of Portland, No. 106
- City of Denver, No. 112
- City of St. Louis, No. 10-210

Special Coach Seat Reservation Charge on City of Los Angeles, City of San Francisco, City of St. Louis and on The Challenger.

See Page 36.

California, Pacific Northwest, Utah and Colorado to Omaha and Chicago

MILES	EASTBOUND—Read Down									
	From Pacific Coast					From Colo.				
	Dome- liner City of San Fran. 102 Daily	Dome- liner City of Los Angeles 104 Daily	The Challenger 104 Daily	Dome- liner City of Port- land 106 Daily	Dome- liner City of Denver 112 Daily	Train 8 Daily	Train 28 Daily			
Table No. 2 The Overland Route										
Read Down										
Mountain Standard Time										
484	Cheyenne 30, 42	Wyo. Lv 6060	6.25	6.25	6.25	Via Denver	7.50	7.10		
498	Durham	" " 5638				"	"	"		
503	Hillsdale	" " 5638				"	"	"		
510	Burns (Rocky Mts. to south)	" " 5455				"	"	"		
516	Egbert 42	" " 5286				"	"	"		
526	Pine Bluffs	" " 5047				"	"	"	7.40	
536	Bushnell	Neb. " 4866				For Complete schedules between Denver and Julesburg See Table 17.	"	"	7.52	
549	Kimball—See Note	" " 4706				"	"	"	8.04	
558	Dix	" " 4551				"	"	"	8.20	
567	Potter	" " 4387				"	"	"	8.28	
588	Sidney	" Ar 4091	7.55	7.55	7.55	"	"	"	8.36	
588	Sidney Lookout Sta., Old	" Lv 4091	7.55	7.55	7.55	"	"	"	9.00	
597	Sunol. (Ft. Sidney, north)	" " 3925	7.56	7.56	7.56	Leave Denver	9.45	9.10		
603	Lodge Pole	" " 3831				3.50	3.50	9.22		
614	Chappell	" " 3895				"	"	"	9.28	
628	Julesburg 17	Colo. Ar 3467				"	"	"	9.37	
628	Julesburg	" Lv 3467				6.59	6.59	10.25	9.55	
639	Big Springs (So. Platte River)	Neb. " 3369				7.00	7.00	10.25	9.55	
649	Brule	" " 3288				"	"	"	10.07	
658	Ogallala	" " 3219				"	"	"	10.17	
668	Roscoe	" " 3166				"	"	"	10.30	
678	Patton	" " 3056				"	"	"	10.37	
690	Sutherland	" " 2959				"	"	"	11.14	
692	O'Fallons 42	" " 2938				"	"	"	11.25	
698	Hershey	" " 2903				"	"	"		
709	North Platte 42 (Buffalo Bill Ranch, north)	Ar 2802	9.50	9.50	9.50	8.20	8.20	11.55	11.30	
709	North Platte	" Lv 2802	10.55	10.55	10.55	9.25	9.25	1.05	1.00	Time
715	Gannett	" " 2768				"	"	"		
722	Maxwell (Old Ft. McPherson)	" " 2711				"	"	"		
732	Brady	" " 2651				"	"	"	1.14	
744	Gothenburg	" " 2563				"	"	"	1.22	
755	Cozad	" " 2487				"	"	"	1.45	
761	Darr	" " 2451				"	"	"	2.00	
769	Lexington (Indianapolis)	" " 2389				"	"	"		
780	Overton	" " 2318				"	"	"	2.17	
788	Elm Creek	" " 2268				"	"	"	2.22	
795	Odessa	" " 2222				"	"	"	2.30	
804	Kearney 43	" " 2149				"	"	"	2.36	
817	Gibbon	" " 2051				"	"	"	2.55	
823	Shelton	" " 2019				"	"	"	3.07	
831	Wood River	" " 1968				"	"	"	3.13	
839	Alda	" " 1916				"	"	"	3.20	
846	Grand Island 48, 49	Ar 1864	12.54	12.54	12.54	11.24	11.24	3.50	3.40	
846	Grand Island	" Lv 1864	12.55	12.55	12.55	11.25	11.25	4.00	3.55	
858	Chapman	" " 1766				"	"	"		
868	Central City	" " 1701				"	"	"	4.21	
879	Clarks (Gr. Pawnee Vil. 1805)	" " 1622				"	"	"	4.29	
891	Silver Creek	" " 1548				"	"	"	4.39	
901	Duncan	" " 1494				"	"	"	4.49	
909	Columbus 44, 48, 48 (Hydro-electric Plant)	" " 1447				"	"	"	5.06	
916	Richland	" " 1401				"	"	"	5.13	
924	Schuyler	" " 1350				"	"	"	5.24	
932	Rogers	" " 1312				"	"	"	5.32	
939	North Bend	" " 1278				"	"	"	5.40	
947	Ames	" " 1231				"	"	"	5.48	
954	Fremont (Named for Gen. Fremont)	" " 1197				"	"	"	6.04	
965	Valley (Elkhorn River)	" " 1140				"	"	"	6.22	
969	Waterloo	" " 1128				"	"	"	6.19	
971	Elkhorn	" " 1108				"	"	"	6.24	
990	Omaha (C.S.T.)	Ar 1033	3.10	3.10	3.10	1.40	1.40	7.00	7.00	
0	Omaha (C.M. St.P.&P.)	Neb. Lv 1033	3.40	3.40	3.40	2.00	2.00	8.00	8.00	
3	Council Bluffs	Iowa Ar 983				"	"	"	8.05	
65	Manilla	" " 1317				"	"	"	9.25	
126	Perry	" " 965	5.48	5.48	5.48	4.08	4.08	11.00		
207	Tama	" " " "				"	"	"	1.04	
261	Marion (Cedar Rapids)	" " 841	7.54	7.54	7.54	6.14	6.14	2.40		
350	Savanna (Dubuque)	" " 596	9.20	9.20	9.20	7.41	7.41	4.55		
408	Davis Jct.	" " 790	N10.23	N10.23	N10.23	8.43	8.43	6.56		
451	Elgin	" " 712	H11.01	H11.01	H11.01	H9.21	H9.21	17.50		
488	Chicago (C.S.T.)	Ill. Ar 595	11.59	11.59	11.59	10.15	10.15	8.50		

Free Side Trip to Hoover Dam and Lake Mead

No charge made for bus tour from Las Vegas to Hoover Dam-Lake Mead and return to Las Vegas when issued in connection with through railroad ticket routed via Union Pacific all the way in either direction between Omaha, Nebr., or Kansas City, Mo., and Southern California; or Huntington, Ore., and Southern California. On all other tickets, through Las Vegas, the side trip from Las Vegas to Boulder City, Hoover Dam, Lake Mead and return to Las Vegas, costs \$2.65.

Write Union Pacific Railroad, Dept. H, Omaha, Nebr., 68102 for

FREE COPY of Union Pacific folder map describing and illustrating in color, Hoover Dam, Las Vegas and the Lake Mead Recreation Area.

Name.....
Street.....
City.....

When Away From Home...

... remember this symbol of help for all travelers and newcomers in trouble. You will find the Travelers Aid lamp in all major rail terminals. Travelers Aid is a social service supported by voluntary contributions through Community Chests and United Funds.



Along the UNION PACIFIC route Travelers Aid is in—

- Kansas City
- Chicago
- Denver
- Long Beach
- Spokane
- Omaha
- Los Angeles
- St. Louis
- Salt Lake City

Family Travel Plan Tickets can be used for starting trips on Mondays, Tuesdays, Wednesdays and Thursdays. Good in sleeping cars or in coaches. Can be used for return any day of week.

For equipment, see pages 6 to 15, inclusive. For explanation of reference marks see page 18.

Between Chicago, Omaha, Denver, Ogden, Salt Lake City and Los Angeles

Table No. 3 The Overland Route. WESTBOUND—Read Down and EASTBOUND—Read Up. Includes columns for Train, Domes, The Challenger, and Miles. Lists stations from Chicago to Los Angeles.

Footnotes for Table 3

- * Operates Fridays and Sundays, except daily June 14 thru Sept. 12 and Dec. 26 thru Jan. 2.
^ Motor bus between Lund and Cedar City.
+ Motor bus connections with main line trains at East Los Angeles.
- Limited handling of checked baggage on these trains; consult agent.
□ Via Cut-off; not via Cheyenne.
(f) Stops only on signal.
D Stops to let off or take passengers.
N See Tables 24 and 30 for service between St. Louis, Kansas City, Denver and Cheyenne.
♦ Mileage shown on mile posts is from Council Bluffs. See General Information, page 2.
(C.S.T.) Central Stand. Time (M.S.T.) Mount. Stand. Time (P.S.T.) Pacific Stand. Time.
Time from 12:01 midnight to 12:00 noon shown in light face type.
Time from 12:01 noon to 12:00 midnight shown in heavy face type.

Travel by Train relieves you of Highway Hazards, and assures you of a place to eat and sleep

Low Family Fares can be used for starting trips on Mondays, Tuesdays, Wednesdays and Thursdays. Good in sleeping cars and coaches. Can be used for return any day of week.

For equipment, see pages 6 to 15, inclusive.

Between Chicago, Omaha, Denver, Ogden, Salt Lake City and Los Angeles

Table No. 3 (Continued) The Overland Route Pacific Standard Time. WESTBOUND—Read Down and EASTBOUND—Read Up. Includes columns for Train, Domes, The Challenger, and Miles. Lists stations from Los Angeles to Chicago.

Footnotes for Tables 5 to 11, Inclusive

- † Daily except Sunday.
‡ No. 306 leaves Provo daily except Saturdays.
▲ Daily motor coach service of the Union Pacific Stage Co. shown in tables 7, 8 and 9, is operated over public highways. Rail tickets honored.
¶ Stops to pick up revenue passengers when advance notice is given to U.P. ticket agent at East Los Angeles.
E Stops to let off passengers, and to pick up passengers upon advance notice to U.P. ticket agent at Long Beach.
♦ Motor bus connections with main line trains at East Los Angeles.
□ Las Vegas—Tonopah—Reno Stage Line, Inc.—Rail revenue tickets honored.
NOTE—For sleeping car and other equipment between Chicago—Cedar City, St. Louis—Cedar City, and Los Angeles—Cedar City, see Condensed Tables A and E, pages 6 and 10.

See Tables 7, 8 and 9 on this page, for more complete motor bus schedules to and from East Los Angeles.

Salt Lake City — Provo — Lyndyl. Table No. 5 Mountain Standard Time. Includes columns for Train, Miles, and Time. Lists stations like Salt Lake City, Provo, and Lyndyl.

East Los Angeles — Pasadena — Glendale. Table No. 7 Pacific Time. Includes columns for Motor Bus, Train, and Time. Lists stations like East Los Angeles, Pasadena, and Glendale.

Salt Lake City—Lund—Cedar City—Los Angeles. Table No. 6 Mountain Standard Time. Includes columns for Train, Miles, and Time. Lists stations like Salt Lake City, Lund, Cedar City, and Los Angeles.

East Los Angeles — Long Beach — San Pedro. Table No. 8 Pacific Time. Includes columns for Motor Bus, Train, and Time. Lists stations like East Los Angeles, Long Beach, and San Pedro.

Las Vegas—Boulder City—Hoover Dam—Lake Mead. Table No. 10 Pacific Time. Includes columns for Schedule, Train, and Time. Lists stations like Las Vegas, Boulder City, Hoover Dam, and Lake Mead.

Las Vegas—Phoenix—Tucson. Table No. 11. Includes columns for Bus, Train, and Time. Lists stations like Las Vegas, Phoenix, and Tucson.

Local freight with caboose for passengers.

Motor bus between Lund and Cedar City, gateway to Zion, Bryce Canyon, Grand Canyon National Parks. During Park Season June 13 - Sept. 6, additional Motor bus will leave Lund 1:15 P.M. arriving Cedar City 2:15 P.M.; and leave Cedar City 1:30 P.M., arriving Lund 2:30 P.M.

Local freight with caboose for passengers operates from Provo 11 A.M. Mon., Wed., Fri., and from Lyndyl 11 A.M. Tue., Thu., Sat.

For equipment, see pages 6 to 15 inclusive.

For explanation of reference marks in table 3, see page 20; in tables 5 to 11, see top of this page.

Between Chicago, Omaha, Denver, Ogden and San Francisco

WESTBOUND—Read Down

Table No. 14 The Overland Route. Schedule for westbound trains from Chicago to San Francisco via Omaha, Denver, and Ogden.

EASTBOUND—Read Up

Table No. 14 The Overland Route. Schedule for eastbound trains from San Francisco to Chicago via Ogden, Denver, and Omaha.

Footnotes for Page 22

- (f) Stops only on signal.
Via Cut-off; not via Cheyenne.
Limited handling of checked baggage on these trains; consult agent.
See tables 24 and 30 for service between St. Louis, Kansas City, Denver and Cheyenne.
Between Omaha and Laramie Nos. 27 and 28 carry only a rider coach for passengers; no dining car; no sleeping car. Coach seat reservation charge between Laramie and San Francisco.
Leaves and arrives from Third Street station.
Mileage shown on mile posts is from Council Bluffs. See General Information, page 2.
W. G. L. connecting Bus leaves Sacramento at 11:05 A.M. for San Joaquin Valley Points.

For the Finest in Travel Comfort

- Domeliners —
City of Los Angeles
City of Portland
City of Denver
City of San Francisco
City of St. Louis
The Challenger

- Streamliners —
Las Vegas Holiday Special
Butte Special
Portland Rose

UNION PACIFIC RAILROAD
Dependable Service — Passenger and Freight

San Francisco, Sacramento and Los Angeles (Via Southern Pacific)

Schedule for San Francisco, Sacramento, and Los Angeles via Southern Pacific, including Table No. 15 and Table No. 16.

For equipment, see pages 6 to 15, inclusive.

La Salle—Greeley—Ft. Collins

(F. W. G.—Daily Bus Service—Rail Tickets Honored)

Table No. 18 (Mountain Standard Time) Schedule for La Salle, Greeley, and Ft. Collins.

Denver—Ft. Collins

Denver—Ft. Collins. Schedule for Denver to Ft. Collins via Greeley.

For schedules east of Denver and west of Greeley, see Tables 24 and 30.
Operates via 18th Street and Rail Station in Denver.
Operates via Rail Station in Denver on request.
Operates Sundays and Holidays only.

Footnotes for Page 23

- A No. 111 stops to take paying passengers for Denver or beyond; also to let off paying passengers from Omaha or beyond.
N Stops to let off paying passengers from Denver; also to take for Chicago.
P Nos. 111 and 112 stop at Fort Morgan to take or let off paying passengers to or from points where these trains are regularly scheduled to stop.
R Northland Greyhound bus between La Salle and Cheyenne on which tickets reading via Union Pacific will be honored.
K Upon advance arrangement with agent at La Salle, and upon payment of regular local cab fare, Yellow Cab Co. will meet all trains at La Salle for transfer to and from Greeley.
Stops only on signal.

Mileage shown on mile posts is from Council Bluffs. For explanation see Page 2.
Time from 12:01 midnight to 12:00 noon is in light face type.
Time from 12:01 noon to 12:00 midnight shown in heavy face type.
Where no time shown, trains do not stop, except as indicated by reference marks.

Between Chicago, Omaha and Denver

WESTBOUND—Read Down

Table No. 17 The Overland Route. Schedule for westbound trains from Chicago to Denver via Omaha.

EASTBOUND—Read Up

Table No. 17 The Overland Route. Schedule for eastbound trains from Denver to Chicago via Omaha.

Advance Coach Seat Reservations Required

Advance Coach Seat Reservations Required

Set watch back one hour

Set watch ahead one hour

Advance Coach Seat Reservations Required

Advance Coach Seat Reservations Required

THREE Dome Cars on the "CITY OF DENVER"

Domeliner

OVERNIGHT between CHICAGO-DENVER

The "City of Denver" features the only Dome dining car between Chicago and Denver. In addition, there's a Dome lounge car and a Dome coach. Pullman equipment is the finest and reserved coach seats have stretch-out leg rests. For relaxation, scenic enjoyment, wonderful meals and all-night comfort, ride the "City of Denver."

UNION PACIFIC RAILROAD

For equipment, see page 7.

Between Chicago, Omaha and Spokane, Portland, Tacoma and Seattle

Table No. 20 The Overland Route. WESTBOUND-Read Down and EASTBOUND-Read Up. Includes station names like Chicago, Omaha, St. Louis, Denver, Cheyenne, Pocatello, and Seattle with corresponding times and elevations.

Footnotes for Pages 24 and 25. Motor bus. This service is provided passengers arriving or departing Shoshone and holding proper tickets to and from Sun Valley, Idaho.

Between Chicago, Omaha and Spokane, Portland, Tacoma and Seattle

Table No. 20 (Continued) The Overland Route. WESTBOUND-Read Down and EASTBOUND-Read Up. Includes station names like Huntington, Pendleton, Spokane, Hinkle, and Portland with corresponding times and elevations.

Footnotes for Pages 24 and 25. (Continued from page 24). Bus from Pendleton. Stops to let off paying passengers from Vancouver and beyond; also to take for points beyond Seattle.

Between Portland, Tacoma and Seattle

Table No. 20A Continued Pacific Standard Time. WESTBOUND-Read Down and EASTBOUND-Read Up. Includes station names like Portland, Vancouver, Ridgefield, Kalama, Kelso-Longview, Castle Rock, Vader, Winlock, Napavine, Chehalis, Centralia, Bucoda, Tenino, East Olympia, Olympia, Nisqually, Stellacoom, Tacoma, Puyallup, Sumner, Auburn, Kent, and Seattle.

Portland-Olympia-Aberdeen-Hoquiam

Table No. 21 (Pacific Standard Time). Includes station names like Portland, East Olympia, Tumwater, Olympia, Montezano, Aberdeen, and Hoquiam with corresponding times and elevations.



BY THE FINEST RAILWAY— UNION PACIFIC

For equipment, see pages 6 to 15, inclusive.

For equipment, see pages 6 to 15, inclusive.

For explanation of reference marks, see page 24.

Between St. Louis, Kansas City, Topeka, Salina and Denver

Table No. 24 The Overland Route. Table No. 26 Solomon - Beloit. Table No. 27 Kansas City - Salina - McPherson. Table No. 28 Kansas City - Salina - Plainville - Oakley. Includes columns for Westbound and Eastbound routes with times and station names.

UNION PACIFIC offers stopover privileges at LAS VEGAS Enroute to and from Southern California via the DOMELINERS . . .

'CITY OF LOS ANGELES' 'THE CHALLENGER' 'CITY OF ST. LOUIS'

Between Denver, Cheyenne and Salt Lake City

Table No. 30 The Overland Route. Table No. 32 Echo - Coalville - Park City. Table No. 33 Laramie - Centennial - Walden. Table No. 34 Walcott - Saratoga - Encampment. Includes columns for Westbound and Eastbound routes with times and station names.

Distance between Denver and Salt Lake City via cut-off is 613 miles; via Cheyenne is 625 miles.

Footnotes for Pages 26 and 27

- NOTE [] - See tables 20 and 20A for detail schedules to Pacific Northwest. (f) Stops on signal. NOTE [] - See table 14 for detail schedules to San Francisco. NOTE [] - See table 3 for detail schedules to Los Angeles. [] Mixed train. * No. 105 stops to take paying passengers for Pocatello or beyond. [] Southwestern Greyhound Bus Lines connections with streamliners westbound or eastbound at Cheyenne - rail tickets honored. A Stops to take paying passengers for Denver and beyond. * Daily. [] Daily except Sunday. B Stops to let off paying passengers from Denver and beyond. J Stops to let off paying passengers from Granger or beyond, also to take paying passengers for Denver or beyond. K Freight service only. N Stops to let off paying passengers from Topeka, Lawrence and Kansas City or beyond; also to take for Denver or beyond. O Stops to let off paying passengers from Denver or beyond; also to take for Kansas City or beyond. P Stops to let off paying passengers for points on the Solomon-Beloit branch; also to take for Denver and beyond. R Stops to take paying passengers for Denver or beyond; also to let off paying passengers from Salina and east thereof. T Stops to let off paying passengers from Denver and beyond; also to take for Salina and east thereof where train is scheduled to stop. W Conditional stop; see tables 1 and 2. X Stops to let off paying passengers from Denver and beyond; also to take for Topeka, and for Kansas City and beyond. Z Stops to let off paying passengers from east of Denver; also to take for Laramie or scheduled stops beyond.

Between Salt Lake City, Ogden, Pocatello, Ashton—Yellowstone, Victor and Butte

Table No. 36 The Overland Route. WESTBOUND—Read Down. EASTBOUND—Read Up. Cache Junction—Logan—Preston. Ogden—Brigham Malad. Salt Lake—Ashton—Yellowstone (Summer Season). Salt Lake—Idaho Falls—Ashton—Victor.

Snack and Beverage Service now available on Trains 35 and 36 between Salt Lake City and Butte.

Snack and Beverage Service now available on Trains 35 and 36 between Salt Lake City and Butte.

Union Pacific Branch Lines

Omaha—North Platte—So. Torrington. Central City—Valparaiso. Topeka—Marysville—Grand Island. Columbus—Spalding. Columbus—Albion. Grand Island—Ord. Grand Island—Loup City. Lawrence—Leavenworth. Kearney—Stapleton. Columbus—Norfolk.

SEE TABLE O FOR SLEEPING CAR EQUIPMENT

Footnotes for Page 28

- (f) Stops only on signal. † Daily except Sunday. A Stops to take on or to let off paying passengers. H Stops to take paying passengers; also let off from Idaho Falls or beyond. Nos. 35 and 36 between Salt Lake City and Pocatello, Nos. 47 and 48 between Pocatello and Victor, operate into and out of Victor via Ashton only during Yellowstone Park and Grand Teton Park summer season, from June 15 through August 20. Local freight with caboose only. Connecting motor bus between Ashton and Old Faithful for passengers holding Yellowstone Park tour transportation only. Breakfast stop at Knotty Pine Restaurant, West Yellowstone on inbound trip.

- * Daily. † Sunday only. ‡ Daily except Sundays and Holidays. H Mondays, Wednesdays and Fridays only. D Wednesdays and Fridays only. E Tuesdays, Thursdays, and Saturdays only. K Freight service only. On days livestock is to be carried, train No. 82 runs about one-half hour later than schedule shown. (f) Stops on signal. ^ Center Service Bus Lines—Rail tickets honored.

Union Pacific Branch Lines

Blackfoot — Aberdeen — Mackay

Table No. 56 (Mountain Time) listing routes between Blackfoot, Aberdeen, and Mackay with departure and arrival times.

Idaho Falls — Orvin — St. Anthony

Table No. 57 (Mountain Time) listing routes between Idaho Falls, Orvin, and St. Anthony.

Idaho Falls — Ucon — St. Anthony

Table No. 58 (Mountain Time) listing routes between Idaho Falls, Ucon, and St. Anthony.

Minidoka — Twin Falls — Buhl — Wells

Table No. 60 (Mountain Time) listing routes between Minidoka, Twin Falls, Buhl, and Wells.

Minidoka — Rupert — Bliss

Table No. 61 (Mountain Time) listing routes between Minidoka, Rupert, and Bliss.

Burley — Declo

Table No. 62 (Mountain Time) listing routes between Burley and Declo.

Nyssa — Homedale — Marsing

Table No. 64 (Mountain Time) listing routes between Nyssa, Homedale, and Marsing.

Richfield — Hill City

Table No. 65 (Mountain Time) listing routes between Richfield and Hill City.

Nampa — Emmett — McCall

Table No. 67 (Mountain Time) listing routes between Nampa, Emmett, and McCall.

Caldwell — Wilder

Table No. 68 (Mountain Time) listing routes between Caldwell and Wilder.

Shoshone — Ketchum — Sun Valley

Table No. 69 (Mountain Time) listing routes between Shoshone, Ketchum, and Sun Valley.

Ontario — Vale — Crane and Burns

Table No. 70 (Mountain Time) listing routes between Ontario, Vale, Crane, and Burns.

Table No. 71 (Mountain Time) listing routes between Vale, Hope, Little Valley, Harper, Namorf, Jonesboro, Juntura, Long, Riverside, Dunnean, Venator, Crane, Redess, and Burns.

Payette — Emmett

Table No. 71 (Mountain Time) listing routes between Payette and Emmett.

Portland — La Grande — Joseph

Table No. 72 (Pacific Time) listing routes between Portland, La Grande, and Joseph.

Weiser — New Meadows

Table No. 73 (Mountain Time) listing routes between Weiser and New Meadows.

Union Pacific Branch Lines

Portland and Spokane Short Line

See Page 32 for additional bus service. Rail tickets honored.

Table No. 74 (Pacific Time) listing routes between Portland and Spokane with bus and daily service times.

Walla Walla — Wallula

Table No. 75 (Pacific Time) listing routes between Walla Walla and Wallula.

Ayer — Spokane

See Page 32 for bus service. Rail tickets honored.

Table No. 76 (Pacific Time) listing routes between Ayer and Spokane.

Colfax — Moscow

See Page 32 for bus service. Rail tickets honored.

Table No. 76a (Pacific Time) listing routes between Colfax and Moscow.

Ayer — Lewiston

See Page 32 for supplemental bus service. Rail tickets honored.

Table No. 77 (Pacific Time) listing routes between Ayer and Lewiston.

Hinkle — Yakima

See Page 32, Table 84a, for bus service. Rail tickets honored.

Table No. 78 (Pacific Time) listing routes between Hinkle and Yakima.

Footnotes for Page 31

Empire Lines, Rail tickets honored. Daily except Sunday. Stops to let off paying passengers from Hinkle or beyond. Freight service only. Time from 12:01 midnight to 12:00 noon shown in light face type. Time from 12:01 noon to 12:00 midnight shown in heavy face type. Figures opposite junction points refer to tables showing diverging trains.

Spokane — Kellogg — Wallace

Table No. 79 (Pacific Time) listing routes between Spokane, Kellogg, and Wallace.

GIVE TO CONQUER CANCER

AMERICAN CANCER SOCIETY

Footnotes for Page 30

* Daily. (f) Stops only on signal. K Freight service only. Northwest Greyhound Lines daily bus—Rail tickets honored.

Connecting Bus Service

Pendleton — Walla Walla — Lewiston — Pullman — Moscow — Colfax — Spokane

Table No. 84 (Pacific Time)

Table with columns for bus numbers (3048, 2931-3044, 3043) and destinations (Pendleton, Walla Walla, Lewiston, Pullman, Moscow, Colfax, Spokane) with arrival and departure times.

Pendleton—Walla Walla—Yakima

Table No. 84a (Pacific Time)

Table with columns for U.P. Train (11, 105, 17) and destinations (Pendleton, Walla Walla, Yakima) with arrival and departure times.

The Dalles — Bend

Table No. 86 (Pacific Time)

Table with columns for Motor Bus No. (2, 14, 13, 15, 5) and destinations (The Dalles, Biggs Junction, Moro, Grass Valley, Maupin, Madras, Terrebonne, Redmond, Bend, Portland) with arrival and departure times.

Western Greyhound Lines—Rail tickets honored. Pacific Trailways—Rail tickets honored. Capitol Stages—Rail tickets honored. (H.S.) Highway Stop. (f) Stops only on signal. Buses use bus stations at Fremont and Lincoln, not railroad depots.

Fremont — Lincoln

Table No. 88 (Central Time)

Table with columns for Motor Bus Daily and destinations (Fremont, Lincoln) with arrival and departure times.

Columbus — Lincoln

Table No. 89 (Central Time)

Table with columns for Motor Bus Daily and destinations (Columbus, Lincoln) with arrival and departure times.

Grand Island — Hastings

Via Yellow Diamond Lines—Rail Tickets Honored

Table No. 90 (Central Time)

Table with columns for Motor Bus Sun, Ex. Su, Daily and destinations (Grand Island, Doniphan, Hansen Corner, Hastings) with arrival and departure times.

Lincoln — Omaha (Rail Tickets Honored)

Table No. 91 (Central Time)

Table with columns for Motor Bus Daily and destinations (Lincoln, Omaha) with arrival and departure times.

Connections at Omaha

Table with columns for C. M. St. P. & P. and destinations (Omaha, Manilla, Sioux Falls, Sioux City, Perry, Marion, Savannah, Elgin, Chicago) with arrival and departure times.

Table with columns for Mo. Pac., C. G. W., and destinations (Omaha, Atchison, Leavenworth, Kansas City, Omaha, Ft. Dodge, St. Paul, Minneapolis) with arrival and departure times.

Table with columns for C. B. & Q. and destinations (Omaha, St. Joseph, Kansas City) with arrival and departure times.

Connections at Kansas City

Table with columns for A. T. & S. F. and destinations (Kansas City, Ft. Madison, Galesburg, Chillicothe, Chicago) with arrival and departure times.

Table with columns for K. C. S. and destinations (Kansas City, Fort Smith, Shreveport, New Orleans, Lake Charles, Beaumont, Port Arthur) with arrival and departure times.

Table with columns for C. R. I. & P. and destinations (Kansas City, Chicago) with arrival and departure times.

Table with columns for C. R. I. & P. and destinations (Kansas City, Des Moines, St. Paul, Minneapolis) with arrival and departure times.

Table with columns for C. B. & Q. and destinations (Kansas City, Quincy, Chicago) with arrival and departure times.

Table with columns for Mo. Pac. and destinations (Kansas City, Sedalia, Jefferson City, St. Louis) with arrival and departure times.

Table with columns for Frisco Lines and destinations (Kansas City, Memphis, Birmingham, Tulsa, Oklahoma City) with arrival and departure times.

Table with columns for M. K. T. and destinations (Kansas City, Dallas) with arrival and departure times.

Table with columns for N & W and destinations (Kansas City, Carrollton, Moberly, Centralia, Mexico, Delmar, St. Louis) with arrival and departure times.

Connections at Denver

Table with columns for D & B G W, C & S, and destinations (Denver, Colorado Springs, Pueblo, Canon City, Glenwood Sprgs., Grand Junction, Thompson, Provo, Salt Lake City, Denver, Colorado Springs, Pueblo, Amarillo, Wichita Falls, Ft. Worth, Dallas, Houston) with arrival and departure times.

Connections at Portland

Table with columns for No. 9 Shasta Day-Light, No. 11-52 Cascade Daily, Southern Pacific, No. 51-12 Cascade Daily, No. 75-10 Shasta Day-Light. Rows include Portland (So. Pac.), Salem, Eugene, Klamath Falls, Davis, Sacramento (Bus.), Martinez (So. Pac.), San Francisco (3rd Townsend), Martinez, Fresno, Los Angeles.

Connections at Spokane and Butte

Table with columns for 2-Bus, 26, N. P., 25, Bus-1, Bus-2, 26, N. P., 25, 1-Bus, 311, N. P., 314. Rows include Spokane, Helena (State Capital), Butte, Spokane, Bozeman, Livingston, Billings, Miles City, Dickinson, Bismarck.

Connections at Los Angeles

Table with columns for #80, 78, 76, 74, 72, A. T. & S. F., #71, 73, 75, 77, #79. Rows include Los Angeles, Fullerton, Anaheim, Orange, Santa Ana, Oceanside, Del Mar, San Diego.

Footnotes for Pages 33, 34 and 35

All trains daily except when otherwise indicated. * Daily. † Daily except Sunday. ‡ Saturday only. R Conditional stop; consult agent. T Stops to receive for Los Angeles. Connecting train. Passengers change trains at Harrisburg and Baltimore. C. & N. W. R. R. to and from Rochester. Trains Lv. & Ar. from Hoboken, N. J. Connecting train. Coach passengers change trains at Harrisburg. On Saturdays leave 4:30 p.m. Time from 12:01 midnight to 12:00 noon shown in light face type. Time from 12:01 noon to 12:00 midnight shown in heavy face type.

UNION PACIFIC TRAINS USE THESE STATIONS

Boise, Idaho: Union Pacific Station. Butte, Montana: Union Station. Cheyenne, Wyo: Union Pacific Station. Chicago, Illinois: Union Station, Canal Street and Jackson Boulevard. Denver, Colorado: Union Station. Kansas City, Mo: Union Station, Main Street and Union Station Plaza. Los Angeles, Calif: Los Angeles Union Passenger Terminal. East Los Angeles: Union Pacific Station. Oakland, Calif: Southern Pacific 16th Street Station. Ogden, Utah: Union Station. Olympia, Wash: Union Pacific Station. Omaha, Nebraska: Union Station, 10th and Marcy Streets. Pendleton, Oregon: Union Pacific Station, Corner Main and Fraser Sts. Pocatello, Idaho: Union Pacific Station. Portland, Oregon: Union Station, Sixth and Johnson Streets. Riverside, Calif: Union Pacific Station. San Bernardino, Calif: Union Station. San Francisco, Calif: Third and Townsend Station. Salina, Kansas: Union Station. Salt Lake City, Utah: Union Pacific Station. Seattle, Wash: Union Station, 4th Avenue, South, and Jackson Street. Spokane, Washington: Union Station. St. Louis, Mo: Union Station, 18th and Market Streets. Tacoma, Washington: Union Station. Topeka, Kansas: Union Pacific Station, Railroad and North Jackson Streets.

for business—RELAX ON A TRAIN—for pleasure

Rest easy—dine comfortably—arrive refreshed—by train. Step into a new Hertz or Avis car, reserved for you when you buy your ticket. That's smart business.

rent a car AVIS or HERTZ at your destination

Low car rental rates cover gasoline, oil and proper insurance. Ask about "Rent it here—Leave it there" service—especially advantageous for pleasure travel. Rail travel credit cards accepted.

Connections at Chicago and St. Louis

Times Shown Below are Standard Time

New York Central System Chicago, Buffalo, Albany, New York, Boston

Table with columns for 90, 2, 26, 8, 28, 6, La Salle St. Station, Ex. Sat., Sat. Only. Rows include Chicago (C.T.), Cleveland (E.T.), Buffalo, Albany, New York, Boston (E.T.).

Chicago-Indianapolis-Cincinnati

Table with columns for 304, 302, Central Station, 303, 305. Rows include Chicago (C.T.), Indianapolis (E.T.), Cincinnati (E.T.).

St. Louis, Cleveland, New York

Table with columns for 312, 28-54, 15-341. Rows include St. Louis (C.T.), Cleveland (E.T.), New York (E.T.).

Chicago-Cincinnati-Washington-Norfolk

Table with columns for 304, 302, Central Station, 303, 305. Rows include Chicago (C.T.), Indianapolis (E.T.), Cincinnati (E.T.), Washington (C. & O.), Richmond (C. & O.), Norfolk (E.T.) C&O (MC).

Chicago-Detroit-Toronto-Montreal

Table with columns for Sat. Only, Ex. Sun., 366, 368, 356, 8, 354-22, La Salle St. Station, Ex. Sun., 17, 355, 21-357, 369, Sun. Only, 19. Rows include Chicago (C.T.), Kalamazoo (E.T.), Battle Creek, Jackson, Detroit, Toronto (C.P.), Montreal (CP) (GN).

Pennsylvania Railroad

Chicago, Washington, New York

Table with columns for 54-32, 50, 28, 48, 22, Union Station, 23, 49, 29, 55, 53. Rows include Chicago (C.T.), Pittsburgh (E.T.), Harrisburg, Washington, Philadelphia (North), New York (E.T.).

Chicago, Cincinnati, Norfolk

Table with columns for 74, 70, Union Station, 71, 75. Rows include Chicago (C.T.), Logansport (VanSta. (E.T.)), Richmond (E.T.), Cincinnati (E.T.), Norfolk (E.T.) N & W.

St. Louis, Washington, New York

Table with columns for 32, 30, 4, 31, 3. Rows include St. Louis (C.T.), Indianapolis (E.T.), Pittsburgh (E.T.), Washington, New York (E.T.).

Baltimore and Ohio Railroad

Chicago-Washington-Baltimore

Table with columns for 8-108, 6, 10-2, Grand Central Station, 173-9, 5, 107-7. Rows include Chicago (C.T.), Pittsburgh (E.T.), Washington (E.T.), Baltimore (CamdenSta.) Lv.

St. Louis-Washington-Baltimore

Table with columns for 12-112, 2, 161-11, 1. Rows include St. Louis (C.T.), Cincinnati (E.T.), Washington (E.T.), Baltimore (CamdenSta.) Lv.

Gulf Mobile & Ohio R. R. Chicago-St. Louis

Table with columns for 5, 3, 1, Union Station, 2, 4, 6. Rows include Chicago (C.T.), Springfield, St. Louis (C.T.).

N & W Ry. Chicago-St. Louis

Table with columns for 111, 121, Dearborn Station, 110, 124. Rows include Chicago (C.T.), Decatur, St. Louis (C.T.).

Erie Lackawanna Railroad Chicago, Youngstown, New York

Table with columns for 8, 2, 6, Dearborn Station, 1, 5, 7, 21. Rows include Chicago (C.T.), Youngstown (ET), Hoboken (ET).

Illinois Central Railroad Chicago, St. Louis

Table with columns for 8, 2, 6, Dearborn Station, 1, 5, 7, 21. Rows include Chicago (C.T.), Springfield, St. Louis.

Nickel Plate—E. L. R. R. Chicago, Cleveland, New York

Table with columns for 6, La Salle Street Station, 5. Rows include Chicago (C.T.), Cleveland (E.T.), New York (E.L. (E.T.)).

C. & E. I.—L. & N. Chicago, St. Louis, Evansville, Nashville

Table with columns for 95, 53, 93, Dearborn Station, 80-54, 94, 92. Rows include Chicago (C&E.I.), St. Louis (L&N), Evansville (L&N), Nashville (C.T.) (L&N).

Grand Trunk—Canadian National Rys. Chicago, Toronto, Montreal

Table with columns for 6, 14, 20-16, Dearborn Station, 5, 15, 17. Rows include Chicago (C.T.), Hamilton (E.T.), Toronto, Montreal (E.T.).

RESERVED COACH SEAT CHARGES

"THE CHALLENGER" — "CITY OF LOS ANGELES" — "CITY OF SAN FRANCISCO"

BETWEEN	Chicago, Ill.	Savanna, Ill.	Perry, Ia.	Omaha, Neb.	Grand Island, Neb.	North Platte, Nebr.	Sidney, Neb.	Cheyenne, Wyo.	Rawlins, Wyo.	Ogden, Utah	Salt Lake City, Utah	Milford, Utah	Las Vegas Nev.	Los Angeles, Cal.	Reno, Nev.	Sacramento, Cal.	San Francisco, Cal.
Chicago, Ill.		\$ ②	\$.75	\$.75	\$1.75	\$2.00	\$2.00	\$2.00	\$2.25	\$2.25	\$2.25	\$2.75	\$3.00	\$3.00	\$3.00	\$3.00	\$3.00
Savanna, Ill.			.75	.75	1.75	2.00	2.00	2.00	2.25	2.25	2.25	2.75	3.00	3.00	3.00	3.00	3.00
Perry, Iowa	.75	.75		.75	1.75	2.00	2.00	2.00	2.25	2.25	2.25	2.75	3.00	3.00	3.00	3.00	3.00
Omaha, Nebr.	.75	.75	.75		1.00	1.25	1.25	1.25	1.50	1.50	1.50	2.00	2.25	2.25	2.25	2.25	2.25
Grand Island, Nebr.	1.75	1.75	1.75	1.00		1.00	1.25	1.25	1.50	1.50	1.50	2.00	2.25	2.25	2.25	2.25	2.25
North Platte, Nebr.	2.00	2.00	2.00	1.25	1.00		1.00	1.25	1.25	1.50	1.50	2.00	2.25	2.25	2.25	2.25	2.25
Sidney, Nebr.	2.00	2.00	2.00	1.25	1.25	1.00		1.00	1.25	1.50	1.50	2.00	2.25	2.25	2.25	2.25	2.25
Cheyenne, Wyo.	2.00	2.00	2.00	1.25	1.25	1.25	1.00		1.00	1.50	1.50	1.75	2.00	2.00	2.00	2.00	2.00
Rawlins, Wyo.	2.25	2.25	2.25	1.50	1.50	1.25	1.25	1.00		1.25	1.25	1.75	2.00	2.00	2.00	2.00	2.00
Ogden, Utah	2.25	2.25	2.25	1.50	1.50	1.50	1.50	1.50	1.25		1.00	1.50	1.50	1.50	1.25	1.25	1.25
Salt Lake City, Utah	2.25	2.25	2.25	1.50	1.50	1.50	1.50	1.50	1.25	1.00		1.00	1.50	1.50	1.25	1.25	1.25
Milford, Utah	2.75	2.75	2.75	2.00	2.00	2.00	2.00	1.75	1.75	1.50	1.00		1.25	1.50	1.00	1.00	1.00
Las Vegas, Nev.	3.00	3.00	3.00	2.25	2.25	2.25	2.25	2.00	2.00	2.00	1.50	1.50	1.00				
Los Angeles, Calif.	3.00	3.00	3.00	2.25	2.25	2.25	2.25	2.00	2.00	1.50	1.50	1.50	1.00				
Reno, Nev.	3.00	3.00	3.00	2.25	2.25	2.25	2.25	2.00	2.00	1.25					1.00	1.00	1.00
Sacramento, Calif.	3.00	3.00	3.00	2.25	2.25	2.25	2.25	2.00	2.00	1.25					1.00		
San Francisco, Calif.	3.00	3.00	3.00	2.25	2.25	2.25	2.25	2.00	2.00	1.25					1.00		

"CITY OF ST. LOUIS" — "CITY OF ST. LOUIS-CITY OF SAN FRANCISCO"

BETWEEN	St. Louis, Mo.	Moberly, Mo.	Kansas City, Mo.	Topeka, Kan.	Manhattan, Kans.	Salina, Kan.	Oakley, Kans.	Denver, Colo.	Rawlins, Wyo.	Ogden, Utah	Salt Lake City, Utah	Milford, Utah	Las Vegas, Nev.	Los Angeles, Cal.	Reno, Nev.	Sacramento, Cal.	San Francisco, Cal.
St. Louis, Mo.	\$	\$ ①	\$ ①	\$1.50	\$1.50	\$1.75	\$1.75	\$2.00	\$2.00	\$2.00	\$2.00	\$2.50	\$3.00	\$3.00	\$3.00	\$3.00	\$3.00
Moberly, Mo.				1.50	1.50	1.75	1.75	2.00	2.00	2.00	2.00	2.50	2.75	3.00	3.00	3.00	3.00
Kansas City, Mo.				1.00	1.00	1.00	1.25	1.50	1.50	1.50	1.50	2.00	2.25	2.25	2.25	2.25	2.25
Topeka, Kans.	1.50	1.50	1.00		1.00	1.00	1.00	1.50	1.50	1.50	1.50	2.00	2.25	2.25	2.25	2.25	2.25
Manhattan, Kans.	1.50	1.50	1.00	1.00		1.00	1.00	1.50	1.50	1.50	1.50	2.00	2.00	2.00	2.00	2.00	2.00
Salina, Kans.	1.75	1.75	1.00	1.00	1.00		1.00	1.25	1.50	1.50	1.50	2.00	2.00	2.00	2.00	2.00	2.00
Oakley, Kans.	1.75	1.75	1.25	1.00	1.00	1.00		1.25	1.50	1.50	1.50	2.00	2.00	2.00	2.00	2.00	2.00
Denver, Colo.	2.00	2.00	1.50	1.50	1.50	1.50	1.25		1.25	1.50	1.50	2.00	2.00	2.00	2.00	2.00	2.00
Rawlins, Wyo.	2.00	2.00	1.50	1.50	1.50	1.50	1.50	1.25		1.25	1.25	1.75	2.00	2.00	2.00	2.00	2.00
Ogden, Utah	2.00	2.00	1.50	1.50	1.50	1.50	1.50	1.50	1.25		1.00	1.50	1.50	1.50	1.25	1.25	1.25
Salt Lake City, Utah	2.00	2.00	1.50	1.50	1.50	1.50	1.50	1.50	1.25	1.00		1.00	1.50	1.50	1.25	1.25	1.25
Milford, Utah	2.50	2.50	2.00	2.00	2.00	2.00	2.00	2.00	1.75	1.50	1.00		1.25	1.50			
Las Vegas, Nev.	3.00	2.75	2.25	2.25	2.25	2.00	2.00	2.00	2.00	1.50	1.50	1.25	1.00				
Los Angeles, Calif.	3.00	3.00	2.25	2.25	2.25	2.00	2.00	2.00	2.00	1.50	1.50	1.50	1.00				
Reno, Nev.	3.00	3.00	2.25	2.25	2.25	2.00	2.00	2.00	2.00	1.25						1.00	1.00
Sacramento, Calif.	3.00	3.00	2.25	2.25	2.25	2.00	2.00	2.00	2.00	1.25					1.00		
San Francisco, Calif.	3.00	3.00	2.25	2.25	2.25	2.00	2.00	2.00	2.00	1.25					1.00		

Each person occupying a seat, including children, must pay full Reserved Coach Seat Fare.

NO REFUND unless space released not later than:

- (a) 48 hours before departure if bought more than 48 hours in advance.
- (b) 24 hours before departure if bought 24 to 48 hours in advance.
- (c) 3 hours before departure if bought on day of departure.

Only exception is for missed connection due to delayed trains.

- ① Charge not applicable locally on N & W RY.
- ② Charge not applicable locally Chicago-Savanna, Ill. inclusive.

The Reserved Seat charge does not apply on trips made within the State of California.

Check the advantages
of the . . .

Low Family Fares

- • Saves money when family travels together by train
- • Liberal baggage allowance
- • Start trip on Monday, Tuesday, Wednesday or Thursday.
- • On Round Trips return on any day of the week.
- • Good on all Trains.



Ask your local Union Pacific Agent to figure the cost for you

Union Pacific

ONE WAY RAIL FARES

The WESTBOUND fares shown herein are those in effect June 1, 1965, and do not reflect any change in fares which may be authorized at a subsequent date. Fares are quoted as information only and are not to be used for selling purposes.

TO FROM	Los Angeles, San Diego, Calif.		San Francisco, Calif.		Portland, Ore.		Seattle, Wash.		Spokane, Walla Walla, Wash.		Salt Lake City, Utah		Denver, Colo.		Boise, Ida.		Las Vegas, Nev.	
	CLASS	COACH	FIRST	COACH	FIRST	COACH	FIRST	COACH	FIRST	COACH	FIRST	COACH	FIRST	COACH	FIRST	COACH	FIRST	COACH
Akron, Ohio (via B&O or E-RR and Chicago)	\$111.04	\$ 82.64	\$111.04	\$ 82.64	\$108.23	\$ 80.41	\$108.23	\$ 80.41	\$ 96.04	\$ 70.82	\$ 83.09	\$ 60.63	\$ 65.43	\$ 46.71	\$ 94.77	\$ 69.84	\$100.46	\$ 74.31
Albany, N. Y.	146.71	105.63	146.71	105.63	143.90	103.40	143.90	103.40	131.71	94.41	118.76	83.62	101.10	69.70	130.44	92.83	136.13	97.30
Atlanta, Ga. (via Chicago)	102.27	77.01	102.27	77.01	103.40	85.84	111.90	85.84	99.70	76.67	81.03	62.48	60.39	47.09	92.67	71.34	98.40	75.29
Atlanta, Ga. (via St. Louis or Kansas City)	91.34	71.45	98.87	77.40	111.22	85.84	111.90	85.84	99.70	76.67	81.03	62.48	60.39	47.09	92.67	71.34	98.40	75.29
Baltimore, Md. (via B&O)	138.14	97.29	140.59	99.91	137.78	97.69	137.78	97.69	125.59	88.10	112.64	77.91	94.98	63.99	124.32	87.12	130.01	91.59
Baltimore, Md. (via PennaRR)	142.76	103.14	142.76	103.14	139.95	100.91	139.95	100.91	127.76	91.32	114.81	81.13	97.15	67.21	126.49	90.34	132.18	94.81
Birmingham, Ala. (via Chicago)	102.27	77.01	102.27	77.01	104.15	81.40	104.83	81.40	92.63	72.19	73.96	58.30	55.18	42.03	85.60	67.44	91.51	71.97
Birmingham, Ala. (via St. Louis or Kansas City)	84.27	66.39	91.80	72.34	104.15	81.40	104.83	81.40	92.63	72.19	73.96	58.30	53.32	42.03	85.60	67.44	82.02	64.63
Boston, Mass. (via Albany)	161.91	115.24	161.91	115.24	159.10	113.01	159.10	113.01	146.91	103.42	133.96	93.23	116.30	79.31	145.64	102.44	151.33	106.91
Buffalo, N. Y. (via NYC)	125.24	92.31	125.24	92.31	122.43	90.08	122.43	90.08	110.24	80.43	97.29	70.30	79.63	56.38	103.67	77.51	114.66	83.98
Buffalo, N. Y. (via N&W)	119.87	89.90	119.87	89.90	117.06	87.67	117.06	87.67	104.87	78.08	91.62	67.89	74.26	53.97	108.90	79.10	109.29	81.57
Charleston, W. Va.	113.13	83.93	113.74	83.93	115.38	86.15	115.38	86.15	103.19	78.56	89.71	64.98	70.53	49.91	101.35	74.18	107.08	78.66
Chattanooga, Tenn. (via Chicago)	98.93	77.01	102.27	77.01	105.76	81.69	106.81	81.69	94.61	72.52	75.57	58.33	56.39	43.26	87.21	67.18	92.44	72.00
Chattanooga, Tenn. (via St. Louis)	87.87	68.19	95.40	74.14	105.76	81.69	106.81	81.69	94.61	72.52	75.57	58.33	56.39	43.26	87.21	67.18	85.62	66.43
Chicago, Ill.	85.56	67.39	85.56	67.39	82.75	65.16	82.75	65.16	70.56	55.57	57.64	45.41	39.95	31.46	69.29	54.56	75.01	59.08
Cincinnati, Ohio (via NYC or PennaRR)	104.64	78.52	104.64	78.52	104.98	79.14	104.98	79.14	92.79	69.55	79.84	59.37	61.43	44.50	91.52	68.77	97.21	73.05
Cleveland, Ohio (via NYC)	111.30	83.64	111.30	83.64	108.49	81.41	108.49	81.41	96.30	71.82	83.35	61.63	65.69	47.71	95.03	70.84	100.72	75.31
Cleveland, Ohio (via N&W)	107.80	81.99	107.80	81.99	105.00	79.76	105.00	79.76	92.80	70.17	79.85	59.98	62.19	46.06	91.53	69.19	97.22	73.66
Columbus, Ohio (via PennaRR)	109.31	82.46	109.31	82.46	106.50	80.09	106.50	80.09	94.31	70.50	81.36	61.30	63.70	46.39	93.04	69.52	98.73	73.99
Columbia, S. C. (via Chicago)	102.27	79.19	109.70	85.14	122.05	92.21	122.05	92.21	109.33	83.04	91.86	68.86	71.22	53.78	101.93	77.70	100.09	77.43
Denver, Colo.	52.68	41.48	52.68	41.48	53.44	42.06	53.44	42.06	57.42	45.44	42.06	22.76	17.92	12.32	34.48	27.13	40.13	31.59
Des Moines, Iowa (via Omaha)	72.92	57.42	72.92	57.42	74.40	58.58	74.40	58.58	63.37	53.37	53.37	43.80	38.23	26.11	20.59	55.45	43.65	49.30
Detroit, Mich. (via B&O and N&W)	102.72	80.24	102.72	80.24	99.91	78.01	99.91	78.01	87.72	68.42	74.77	58.23	57.11	44.31	86.45	67.44	92.14	71.91
Detroit, Mich. (via C&O)	102.55	78.51	102.55	78.51	99.74	73.18	99.74	73.18	87.55	64.04	74.60	56.50	56.94	42.58	86.28	65.71	91.97	70.17
Detroit, Mich. (via NYC)	107.05	80.88	107.05	80.88	104.24	78.65	104.24	78.65	92.05	69.06	79.10	58.87	61.44	44.95	90.78	68.08	96.47	72.55
Greensboro, N. C. #	106.43	81.62	113.96	87.57	121.98	93.28	121.98	93.28	110.83	84.11	91.79	69.93	74.25	54.85	103.43	78.77	104.18	79.86
Hartford, Conn.	154.51	110.49	154.51	110.49	151.70	108.26	151.70	108.26	139.51	98.67	126.56	88.48	108.90	74.56	138.24	97.69	143.93	102.16
Indianapolis, Ind. (via NYC or PennaRR)	97.33	73.92	97.33	73.92	96.71	73.91	96.71	73.91	84.52	64.32	71.57	54.13	54.12	39.90	83.25	63.34	88.94	67.81
Jackson, Miss. (via Chicago)	100.81	79.38	100.81	79.38	101.52	80.13	101.52	80.13	91.02	70.92	83.63	66.22	58.95	45.18	85.72	66.17	93.99	72.75
Jackson, Miss. (via St. Louis)	91.84	72.31	98.77	77.85	101.52	80.13	101.52	80.13	91.02	70.92	71.27	56.47	51.71	40.76	84.38	66.17	88.64	70.14
Jacksonville, Fla. (via Chicago)	102.27	77.51	107.38	83.46	122.82	94.74	123.50	94.74	111.30	85.53	92.63	71.64	71.99	55.37	104.27	80.78	100.09	75.75
Jacksonville, Fla. (via St. Louis or Kansas City)	99.85	77.51	107.38	83.46	122.82	94.74	123.50	94.74	111.30	85.53	92.63	71.64	71.99	55.37	104.27	80.78	97.60	75.75
Kansas City, Mo.	67.86	55.45	67.86	55.45	76.16	60.06	76.16	60.06	63.96	50.45	45.67	35.97	24.65	19.43	57.34	45.14	63.04	49.64
Knoxville, Tenn. (via Chicago)	102.27	77.51	102.27	77.51	107.95	83.27	109.00	83.27	96.80	74.10	77.76	59.91	60.22	44.84	90.79	68.78	93.49	73.58
Knoxville, Tenn. (via St. Louis)	92.69	71.62	100.37	77.57	107.95	83.27	109.00	83.27	96.80	74.10	77.76	59.91	60.22	44.84	90.79	68.78	93.49	73.58
Louisville, Ky. (via PRR)	100.37	75.43	100.37	75.43	105.61	79.74	105.61	79.74	93.42	70.15	76.34	56.48	57.16	41.41	87.98	65.68	93.71	70.16
Louisville, Ky. (via St. Louis)	90.68	70.25	98.09	74.20	103.53	78.41	103.53	78.41	91.34	68.82	74.06	55.25	54.88	40.18	85.70	64.10	86.50	68.49
Memphis, Tenn. (via Chicago)	99.36	78.27	99.36	78.27	94.61	73.66	95.05	73.66	82.85	64.45	67.47	59.75	51.12	40.04	80.08	61.66	85.82	67.61
Memphis, Tenn. (via St. Louis)	89.04	70.18	90.60	71.39	96.37	75.93	96.40	75.93	84.20	66.40	65.69	51.79	45.43	35.79	78.12	61.50	81.73	64.23
Memphis, Tenn. (via Kansas City)	74.49	58.65	82.02	64.60	96.37	75.93	96.40	75.93	84.20	66.40	65.69	51.79	45.43	35.79	78.12	61.50	71.78	56.52
Miami, Fla. #	115.41	88.63	122.94	94.58	138.38	105.86	139.06	105.86	126.86	96.65	108.19	82.76	87.55	66.49	119.83	91.90	113.16	86.87
Milwaukee, Wis. (via Chicago)	88.85	69.97	88.85	69.97	86.04	67.74	83.85	67.74	73.85	58.15	60.90	47.96	43.24	34.04	72.58	57.17	78.27	61.63
Minneapolis, Minn. (via Omaha)	83.39	65.67	83.39	65.67	76.01	59.86	76.01	59.86	66.01	58.68	55.68	43.86	38.59	28.83	65.92	51.89	73.05	57.54
Minneapolis, Minn. (via Chicago)	95.86	75.51	95.86	75.51	98.46	77.56	104.32	77.56	91.80	71.27	69.27	54.60	50.19	39.56	79.51	62.63	86.68	68.28
Montgomery, Ala. (via Chicago)	102.27	77.01	102.27	77.01	108.34	84.39	109.02	84.39	96.82	75.18	78.15	61.29	57.42	45.02	89.79	70.43	95.52	74.96
Montgomery, Ala. (via St. Louis)	84.27	66.39	91.80	72.34	108.34	84.39	109.02	84.39	96.82	75.18	78.15	61.29	57.42	45.02	89.79	70.43	82.02	64.63
Nashville, Tenn. (via Chicago)	98.93	76.91	98.93	76.91	99.24	77.05	100.29	77.05	88.09	67.88	70.98	54.90	53.32	40.98	82.64	64.10	88.35	68.57
Nashville, Tenn. (via St. Louis)	84.27	66.39	91.80	72.34	99.24	77.05	100.29	77.05	88.09	67.88	69.05	53.69	49.82	38.89	86.89	62.54	82.02	64.63
New Haven, Conn.	154.51	110.49	154.51	110.49	151.70	108.26	151.70	108.26	139.51	98.67	126.56	88.48	108.90	74.56	138.24	97.69	143.93	102.16
New Orleans, La. (via Chicago)	100.81	79.38	100.81	79.38	101.52	80.28	106.59	84.27	96.67	76.44	87.23	68.98	66.02	50.74	92.73	72.70	100.81	78.31
New Orleans, La. (via St. Louis)	91.84	72.31	100.81	79.38	101.52	80.28	106.59	84.27	96.67	76.44	87.23	68.98	66.02	50.74	92.73	72.70	88.64	70.14
New Orleans, La. (via Kansas City)	78.62	61.92	85.66	67.39	101.52	80.28	106.59	84.27	96.67	76.44	87.23	68.98	66.02	50.74	92.73	72.70	77.98	61.42
New York, N. Y. (via NYC or PennaRR)	152.94	109.55	152.94	109.55	150.13	107.32	150.13	107.32	137.94	97.73	124.99	87.54	107.33	73.62	136.67	86.75	142.36	10

ROUND TRIP / RAIL FARES — SIX MONTHS LIMIT

The WESTBOUND fares shown herein are those in effect June 1, 1965, and do not reflect any change in fares which may be authorized at a subsequent date. Fares are quoted as information only and are not to be used for selling purposes.

FROM	TO	Los Angeles, San Diego Calif.		San Francisco Calif.		Las Vegas, Nev.		Portland, Ore.; Tacoma, Wash.; Seattle, Wash.		Spokane, Walla Walla, Wn.; Lewiston, Ida.		Salt Lake City, Utah		Cedar City, Utah		Yellowstone Park Ashtoro-Victor, Idaho		Sun Valley, Idaho		Denver, Colo.		
		CLASS	FIRST	COACH	FIRST	COACH	FIRST	COACH	FIRST	COACH	FIRST	COACH	FIRST	COACH	FIRST	COACH	FIRST	COACH	FIRST	COACH	FIRST	COACH
Akron, Ohio (via B & O)		\$183.51	\$143.59	\$183.51	\$143.59	\$179.06	\$134.79	\$170.86	\$128.19	\$151.06	\$117.69	\$147.76	\$110.14	\$162.16	\$121.44	\$142.91	\$106.29	\$158.06	\$124.69	\$124.01	\$85.09	\$85.09
Albany, N. Y.		255.72	180.27	255.72	180.27	251.27	171.47	243.07	164.87	223.27	154.37	219.97	146.82	234.37	158.12	215.12	142.97	230.27	161.37	188.22	121.77	121.77
Atlanta, Ga. (via Chicago)		163.55	137.60	163.55	137.60	163.55	137.15	166.60	129.75	153.20	119.15	145.90	112.50	161.90	126.60	150.10	113.75	160.20	126.15	108.75	84.80	84.80
Atlanta, Ga. (via St. Louis)		162.30	137.25	162.30	137.25	162.30	137.25	166.60	129.75	153.20	119.15	145.90	112.50	161.90	126.60	150.10	113.75	160.20	126.15	108.75	84.80	84.80
Atlanta, Ga. (via Kansas City)		161.00	120.30	161.00	120.30	161.00	120.30	166.60	129.75	153.20	119.15	145.90	112.50	161.90	126.60	149.20	106.70	160.20	126.15	108.75	84.80	84.80
Baltimore, Md. (via B & O)		238.25	172.61	238.25	172.61	233.80	163.81	225.60	157.21	205.80	146.71	202.50	139.16	213.31	148.33	194.05	133.18	212.80	153.71	167.16	111.98	111.98
Baltimore, Md. (via PennaRR)		248.13	176.04	248.13	176.04	243.68	167.24	235.48	160.64	215.68	150.14	212.38	142.59	226.78	153.89	207.53	138.74	222.68	157.14	180.63	117.54	117.54
Birmingham, N. Y.		226.46	164.93	226.46	164.93	222.01	156.13	213.81	149.53	194.01	139.03	190.71	131.48	205.11	142.78	185.86	127.63	201.01	146.03	158.96	106.43	106.43
Birmingham, Ala. (via Chicago)		163.55	132.30	163.55	132.30	163.55	129.65	153.90	121.50	140.50	110.95	133.15	105.00	149.20	117.50	137.40	106.90	147.50	117.95	96.00	75.70	75.70
Birmingham, Ala. (via St. Louis)		149.60	128.15	149.60	128.15	149.60	128.15	153.90	121.50	140.50	110.95	133.15	105.00	149.20	117.50	137.40	106.90	147.50	117.95	96.00	75.70	75.70
Birmingham, Ala. (via Kansas City)		149.60	128.15	149.60	128.15	149.60	128.15	153.90	121.50	140.50	110.95	133.15	105.00	149.20	117.50	137.40	106.90	147.50	117.95	96.00	75.70	75.70
Boston, Mass. (via Albany)		286.12	199.50	286.12	199.50	281.67	190.70	273.47	184.10	253.87	173.69	250.37	166.05	264.77	177.34	245.52	152.19	260.67	180.60	218.62	141.00	141.00
Buffalo, N. Y. (via NYC)		214.97	157.67	214.97	157.67	210.52	148.87	202.32	142.27	182.52	131.77	179.22	124.22	193.62	135.52	174.37	120.37	189.52	138.77	147.47	99.17	99.17
Buffalo, N. Y. (via N&W)		204.68	153.54	204.68	153.54	200.23	144.74	192.03	138.14	172.23	127.64	168.93	120.09	183.33	131.39	164.08	116.24	179.23	134.64	137.18	95.04	95.04
Canton, Ohio		193.74	147.49	193.74	147.49	189.29	138.69	181.09	132.09	161.29	121.59	157.99	114.04	172.99	125.34	153.74	110.19	168.29	128.59	126.24	88.99	88.99
Charleston, W. Va.		196.00	146.70	196.00	146.70	193.65	139.45	184.35	132.05	169.05	121.45	162.35	114.80	189.51	138.27	170.26	123.12	176.05	128.45	127.80	87.70	87.70
Charlotte, N. C. (via Chicago or St. Louis)		182.20	151.45	182.20	151.45	182.20	147.60	187.50	140.20	169.60	130.20	166.00	122.95	181.80	138.05	165.50	124.20	176.60	137.20	128.60	95.75	95.75
Chattanooga, Tenn. (via Chicago)		163.55	132.30	163.55	132.30	163.55	129.70	158.10	122.30	144.60	111.70	136.10	105.05	155.35	120.15	140.50	106.30	151.60	118.70	101.55	77.90	77.90
Chattanooga, Tenn. (via St. Louis)		156.05	131.40	156.05	131.40	156.05	129.70	158.10	122.30	144.60	111.70	136.10	105.05	155.35	120.15	140.50	106.30	151.60	118.70	101.55	77.90	77.90
Chicago, Ill.		139.45	115.15	139.45	115.15	135.05	106.35	126.80	99.75	107.00	89.25	103.80	81.75	118.10	93.00	98.85	77.85	114.00	96.25	71.95	56.65	56.65
Cincinnati, Ohio (via NYC or Penna)		183.05	140.38	183.05	140.38	179.75	133.13	171.40	125.73	151.75	115.13	148.45	108.48	162.21	120.12	142.96	104.97	158.75	122.13	114.85	81.38	81.38
Cleveland, Ohio (via NYC)		189.94	145.73	189.94	145.73	185.49	136.93	177.29	130.33	157.49	119.83	154.19	112.28	168.59	123.58	149.34	108.43	164.49	126.83	122.44	87.23	87.23
Cleveland, Ohio (via N&W)		182.79	142.65	182.79	142.65	178.34	133.85	170.14	127.25	150.34	116.75	147.04	109.20	161.44	120.90	142.19	105.35	157.34	123.75	115.29	84.15	84.15
Columbus, Ohio (via Penna)		186.31	143.70	186.31	143.70	181.86	134.90	173.66	128.30	153.86	117.80	150.56	110.25	164.96	121.55	145.71	106.40	160.86	124.80	118.81	85.20	85.20
Columbia, S. C. (via Chicago)		181.80	150.55	181.80	150.55	181.80	148.65	186.10	141.25	172.70	131.25	165.70	124.00	181.40	139.90	169.60	125.25	179.70	138.25	128.20	96.85	96.85
Columbia, S. C. (via St. Louis)		181.80	150.55	181.80	150.55	181.80	148.65	186.10	141.25	172.70	131.25	165.70	124.00	181.40	139.90	169.60	125.25	179.70	138.25	128.20	96.85	96.85
Dallas, Tex. (via Kansas City)		121.55	101.30	121.55	101.30	121.55	96.15	*126.60	*99.55	119.80	98.50	90.80	71.55	110.00	86.60	110.40	87.00	114.60	84.80	63.00	49.60	49.60
Dallas, Tex. (via Denver)		101.95	87.80	116.95	96.55	101.95	87.80	*126.60	*99.55	119.80	98.50	90.80	71.55	110.00	86.60	110.40	87.00	114.60	84.80	63.00	49.60	49.60
Davenport, Iowa		132.55	112.05	132.55	112.05	124.45	98.30	120.95	99.75	106.40	89.25	91.00	71.90	113.60	89.45	94.35	74.30	109.20	88.30	63.00	49.60	49.60
Dayton, Ohio (via PennaRR)		179.55	140.12	179.55	140.12	175.10	131.32	166.90	124.72	147.10	114.22	137.80	106.67	158.20	117.37	138.95	102.88	154.10	121.22	112.05	81.62	81.62
Decatur, Ill. (via Chicago)		139.45	115.15	139.45	115.15	139.45	115.15	139.45	115.15	139.45	115.15	139.45	115.15	139.45	115.15	139.45	115.15	139.45	115.15	139.45	115.15	115.15
Decatur, Ill. (via St. Louis)		139.45	115.15	139.45	115.15	135.05	106.35	126.80	99.75	107.00	89.25	103.80	81.75	118.10	93.00	98.85	77.85	114.00	96.25	71.95	56.65	56.65
Denver, Colo.		88.95	75.75	88.95	75.75	72.25	56.90	*97.05	*76.70	*97.05	*76.70	41.00	32.30	60.20	47.35	56.10	44.15	60.30	48.95
Des Moines, Iowa		123.10	104.25	123.10	104.25	110.85	88.75	112.80	99.75	99.40	85.65	78.85	62.30	102.50	80.80	83.25	65.65	98.05	78.70	47.00	37.10	37.10
Detroit, Mich. (via GT)		173.44	139.90	173.44	139.90	168.99	131.10	160.79	124.50	140.99	114.00	137.69	106.45	152.09	117.75	132.84	102.60	147.99	121.00	105.94	81.40	81.40
Detroit, Mich. (via N&W)		173.44	139.90	173.44	139.90	168.99	131.10	160.79	124.50	140.99	114.00	137.69	106.45	152.09	117.75	132.84	102.60	147.99	121.00	105.94	81.40	81.40
Detroit, Mich. (via NYC)		182.13	141.44	182.13	141.44	177.68	132.64	169.48	126.04	149.68	115.54	146.38	107.99	160.73	119.29	141.53	104.14	156.68	122.54	114.63	82.94	82.94
Erie, Pa. (via N&W)		194.01	148.43	194.01	148.43	189.96	139.63	181.36	133.03	161.56	122.53	158.26	114.98	172.66	128.28	153.41	111.13	168.56	129.53	126.51	89.93	89.93
Erie, Pa. (via NYC)		203.20	152.06	203.20	152.06	198.75	143.26	190.55	136.66	170.75	126.16	167.45	118.61	181.85	129.91	162.60	114.76	177.75	133.16	135.70	93.56	93.56
Evansville, Ind. (via Chicago)		163.55	132.30	163.55	132.30	159.10	119.30	150.90	116.90	131.10	106.40	127.80	96.70	142.20	110.15	122.95	95.00	138.10	113.40	96.00	73.80	73.80
Evansville, Ind. (via St. Louis)		145.30	119.05	145.30	119.05	142.95	111.80	133.65	104.40	120.15	93.80	111.60	87.15	130.90	102.25	116.05	88.40	127.15	100.80	96.00	61.55	61.55
Flint, Mich.		171.96	139.08	171.96	139.08	167.51	130.28	159.31	123.68	139.51	113.18	136.21	105.63	150.61	116.93	131.36	101.78	146.51	120.18	104.46	80.58	80.58
Fort Wayne, Ind. (via N&W)		169.39	128.21	169.39	128.21	164.94	119.41	146.74	112.81	126.94	102.31	123.64	94.76	138.04	106.06	118.79	90.91	133.94	109.31	91.89	63.71	63.71
Fort Wayne, Ind. (via PennaRR)		161.79	129.37	161.79																		

FROM	TO	Los Angeles, San Diego, Calif.		San Francisco, Calif.		Las Vegas, Nev.		Portland, Ore.; Tacoma, Seattle, Wash.		Spokane, Walla Walla, Wn.; Lewiston, Ida.		Salt Lake City, Utah		Cedar City, Utah		Yellowstone Park Ashton-Victor, Idaho		Sun Valley, Ida.		Denver, Colo.	
		CLASS	FIRST	COACH	FIRST	COACH	FIRST	COACH	FIRST	COACH	FIRST	COACH	FIRST	COACH	FIRST	COACH	FIRST	COACH	FIRST	COACH	FIRST
Madison, Wisc. (via Chicago)		\$139.45	\$115.15	\$139.45	\$115.15	\$139.45	\$115.15	\$126.80	\$ 99.75	\$107.00	\$ 89.25	\$107.00	\$ 88.80	\$118.10	\$ 93.00	\$ 98.85	\$ 77.85	\$114.00	\$ 96.25	\$ 80.45	\$ 63.40
Marion, Iowa (via Omaha)		131.80	111.30	131.80	111.30	121.40	95.65	118.50	99.75	105.05	89.25	90.10	71.00	111.25	87.65	92.00	72.50	106.75	84.60	55.75	43.95
Memphis, Tenn. (via Chicago)		155.50	128.60	155.50	128.60	154.45	121.65	136.65	107.55	123.15	97.00	123.15	97.00	145.50	111.15	118.75	94.45	130.15	104.00	92.05	72.10
Memphis, Tenn. (via St. Louis)		142.75	118.05	142.75	118.05	142.75	115.70	136.45	107.55	123.15	97.00	115.85	91.05	131.55	103.55	118.75	94.45	130.15	104.00	78.40	61.05
Memphis, Tenn. (via Kansas City)		131.95	114.20	131.95	114.20	129.25	101.75	136.65	107.55	123.15	97.00	115.85	91.05	131.55	103.55	119.75	94.45	130.15	104.00	81.80	64.45
Miami, Fla.		205.70	167.00	205.70	167.00	205.70	167.00	215.55	165.55	202.15	155.00	194.80	149.05	205.30	159.10	199.00	150.90	209.15	162.00	157.60	119.70
Milwaukee, Wisc.		139.45	115.15	139.45	115.15	139.45	110.95	126.80	99.75	107.00	89.25	107.00	86.35	118.10	93.00	98.85	77.85	114.00	96.25	77.85	61.30
Minneapolis, Minn. (via Omaha)		136.05	115.15	136.05	115.15	131.50	103.60	109.58	91.71	99.40	89.25	99.40	78.95	119.45	94.05	86.33	68.01	106.40	96.25	65.90	51.90
Minneapolis, Minn. (via Chicago)		148.65	123.40	148.65	123.40	148.65	122.95	136.70	108.15	116.85	98.70	124.75	98.35	143.95	114.05	118.15	93.05	123.85	105.70	90.35	71.25
Montgomery, Ala. (via Chicago)		163.55	135.80	163.55	135.80	163.55	135.05	181.45	148.05	148.05	115.35	140.75	110.40	142.90	117.55	144.90	112.25	155.05	122.35	103.40	81.05
Montgomery, Ala. (via St. Louis)		149.60	128.15	149.60	128.15	149.60	128.15	161.45	126.90	148.05	115.35	141.75	110.40	149.20	117.50	144.90	112.25	155.05	122.35	103.40	81.05
Montreal, Quebec		217.25	178.30	217.25	178.30	212.80	169.50	204.60	162.90	184.80	152.40	181.50	144.85	198.99	158.72	179.74	143.57	191.80	159.40	152.84	122.37
Nashville, Tenn. (via Chicago)		165.55	132.30	165.55	132.30	159.10	121.35	150.90	116.90	132.85	103.35	127.80	96.70	143.60	111.72	128.75	97.95	139.85	110.35	96.00	73.80
Nashville, Tenn. (via St. Louis)		149.60	128.15	149.60	128.15	149.60	121.35	146.35	113.95	132.85	103.35	124.35	96.70	143.60	111.80	128.75	97.95	139.85	110.35	89.80	69.55
New Haven, Conn.		271.32	189.99	271.32	189.99	269.67	181.19	258.67	174.99	238.87	164.09	235.57	156.54	249.97	167.84	230.72	152.69	245.87	171.09	205.82	131.49
New Orleans, La. (via Chicago)		163.55	135.80	163.55	135.80	163.55	135.15	154.00	121.05	140.55	110.50	140.55	110.50	159.00	125.15	140.55	110.50	147.55	117.50	118.85	91.35
New Orleans, La. (via St. Louis)		159.40	135.80	159.40	135.80	159.40	126.30	154.00	121.05	140.55	110.50	128.30	101.65	159.00	125.15	140.55	110.50	147.55	117.50	97.50	76.80
New Orleans, La. (via Kansas City)		131.95	114.20	131.95	114.20	131.95	110.60	154.00	120.95	140.55	110.50	128.30	101.65	131.95	112.35	140.55	110.50	147.55	117.50	97.50	76.80
New York, N. Y. (via NYC or PennaRR)		267.55	186.93	267.55	186.93	263.10	178.13	254.90	171.53	235.10	161.03	231.80	153.48	246.20	164.78	226.95	149.63	242.10	168.03	200.05	128.43
New York, N. Y. (via E-LRR)		246.21	176.26	246.21	176.26	241.76	167.26	233.56	160.86	213.76	150.36	216.42	142.81	230.63	158.99	221.38	143.74	220.76	157.36	178.71	117.76
Newark, N. J.		266.34	186.10	266.34	186.10	261.89	177.30	253.69	170.70	233.89	160.20	230.59	152.65	244.99	163.95	225.74	148.80	240.89	167.20	198.84	127.60
Norfolk, Va.		208.05	169.60	208.05	169.60	208.05	164.70	211.60	157.20	193.45	147.25	193.45	140.05	210.40	151.35	193.45	136.20	200.45	154.25	168.45	115.00
Oklahoma City, Okla. (via Kansas City)		121.55	101.40	121.55	101.40	121.55	96.15	118.90	103.40	105.40	91.10	90.80	71.55	110.05	86.65	103.55	81.75	112.40	91.80	63.00	49.60
Oklahoma City, Okla. (via Denver)		103.80	89.50	113.95	96.00	103.80	83.70	118.90	94.75	105.40	87.45	81.10	66.30	103.35	81.40	99.55	78.60	107.90	83.50	57.35	29.45
Omaha, Neb.		113.95	97.25	113.95	97.25	102.95	81.15	112.80	98.80	99.40	85.65	74.70	56.50	90.90	71.55	74.15	58.45	88.30	71.05	37.35	29.45
Oshkosh, Wisc. (via Chicago)		139.45	115.15	139.45	115.15	139.45	115.15	126.80	99.75	107.00	89.25	107.00	89.25	120.90	95.20	101.65	80.05	114.00	96.25	83.40	65.70
Peoria, Ill.		136.65	113.95	136.65	113.95	127.65	100.65	124.40	99.75	107.00	89.25	96.40	76.00	118.10	93.00	98.85	77.85	114.00	96.25	84.55	50.85
Perry, Iowa (via Omaha)		122.45	104.00	122.45	104.00	112.00	89.30	112.80	99.75	99.40	85.65	80.75	63.70	101.90	80.35	82.65	65.20	97.40	78.25	46.40	36.60
Philadelphia, Pa. (via PennaRR)		255.23	180.05	255.23	180.05	250.78	171.25	242.58	164.65	222.78	154.15	219.48	146.60	233.88	157.90	214.63	142.75	229.78	161.15	187.73	121.55
Pittsburgh, Pa. (via B & O)		197.97	150.24	197.97	150.24	193.52	141.44	185.32	134.84	165.52	124.34	162.22	116.79	178.62	128.09	157.37	112.94	172.52	131.34	130.47	91.74
Pittsburgh, Pa. (via PennaRR)		207.32	153.87	207.32	153.87	202.87	145.07	194.67	138.47	174.87	127.97	117.50	120.42	185.97	131.72	166.72	116.57	181.87	137.97	139.82	95.37
Richmond, Va.		205.00	167.45	205.00	167.45	205.00	162.71	209.35	155.05	190.40	145.10	190.40	138.06	207.35	149.36	190.40	134.21	197.40	152.10	165.40	111.55
Roanoke, Va.		192.86	156.67	192.86	156.67	192.86	153.55	200.05	146.15	180.65	135.55	180.65	128.90	187.65	142.55	151.00	101.80
Rochester, N. Y.		224.43	162.73	224.43	162.73	219.98	153.93	211.78	147.33	191.98	136.83	188.68	129.28	203.08	140.58	183.83	125.43	198.98	143.83	156.93	104.23
Rochester, Ill. (via Chicago)		139.45	115.15	139.45	115.15	139.45	113.10	126.80	99.75	107.00	89.25	107.00	86.35	110.05	86.35	110.05	86.35	114.00	96.25	77.85	61.30
Rock Island, Ill. (via Omaha)		132.55	112.05	132.55	112.05	124.60	98.40	121.05	99.75	106.40	89.25	91.80	72.30	113.60	89.45	94.35	74.30	110.30	88.35	60.00	47.25
St. Joseph, Mo. (via Omaha)		113.95	97.25	113.95	97.25	109.90	86.60	112.80	99.75	99.40	87.45	78.65	62.00	97.85	77.10	81.20	64.05	97.80	78.60	44.40	35.00
St. Joseph, Mo. (via Kansas City)		113.95	97.25	113.95	97.25	112.80	99.75	99.40	87.45	101.45	79.85	85.70	67.65
St. Louis, Mo.		131.95	109.30	131.95	109.30	129.55	102.05	120.30	99.75	106.80	89.25	98.30	77.45	117.55	92.50	102.70	78.65	113.80	96.25	65.70	51.85
St. Paul, Minn.		136.05	115.15	136.05	115.15	130.80	103.05	109.58	91.71	99.40	89.25	99.40	78.40	118.70	93.70	86.33	68.03	106.40	96.25	65.15	51.35
Salt Lake City, Utah		54.15	42.70	65.55	51.65	31.30	24.85	42.25	24.90	62.70	49.40	19.25	15.15	22.15	17.50	26.35	22.25	41.00	32.30
San Antonio, Tex. (via Kansas City)		121.55	101.30	121.55	101.30	121.55	101.30	132.65	104.30	132.65	104.30	108.00	85.05	121.55	100.10	127.60	100.60	131.75	105.35	98.10	77.40
San Antonio, Tex. (via Denver)		103.90	87.80	116.95	96.55	103.90	87.80	132.65	104.30	132.65	104.30	108.00	85.05	106.25	90.15	127.60	100.60	131.75	105.35
Savanna, Ill. (via Omaha)		138.35	115.15	138.35	115.15	127.95	100.80	125.10	99.75	107.00	89.25	96.70	76.20	111.60	87.90	92.35	72.75	113.30	90.75	62.35	49.10
Savannah, Ga. (via Chicago)		180.65	151.10	180.65	151.10	180.65	151.10	188.05	145.05	174.65	134.45	167.35	127.80	180.25	139.85	171.50	129.05	181.65	141.45	130.15	100.05
Savannah, Ga. (via St. Louis)		180.65	151.10	180.65	151.10	180.65	151.10	188.05	145.05	174.65	134.45	167.35	127.80	180.25	139.85	171.50	129.05	181.65	141.45	130.15	100.05
Scranton, Pa. (via E-LRR)		233.67	169.16	233.67	169.16	229.22	1														

PULLMAN SLEEPING CAR RATES

These fares compiled from current Tariffs as of June 1, 1965 for information only. Not to be used for selling purposes. Subject to change without notice. See Page 41 for Rates for Upper Berths, Drawing Rooms, Compartments, Bedrooms, Roomettes, etc. Based on Applicable Lower Berth.

Salt Lake City	Denver	St. Louis	Kansas City	Omaha	Chicago	BETWEEN	Los Angeles	San Francisco	Las Vegas	Portland	Seattle Tacoma	Butte
Lower Standard Berth	Lower Standard Berth	Lower Standard Berth	Lower Standard Berth	Lower Standard Berth	Lower Standard Berth	AND	Lower Standard Berth	Lower Standard Berth	Lower Standard Berth	Lower Standard Berth	Lower Standard Berth	Lower Standard Berth
\$ 5.80	\$11.45	\$16.70	\$14.05	\$13.25	\$16.70	Ashton ⊗	\$ 13.75	\$ 13.75	\$*12.10	\$ 11.00	\$ 11.75	\$ 5.80
5.80	12.25	20.15	16.70	15.90	20.15	Boise	A14.50	*18.45	A10.70	7.05	G9.20	7.05
6.30	11.75	16.70	14.05	13.25	17.00	Butte	14.70	14.70	*12.60	9.95	F8.95	9.95
7.55	12.25	12.25	9.50	7.55	12.25	Cheyenne	16.70	16.70	12.55	16.70		
16.70	12.25		6.30	6.70		Chicago	24.20	24.20	21.25	24.20	24.20	17.00
8.70		11.45	7.55	7.55	12.25	Denver	17.70	17.70	13.75	17.00	17.00	11.75
5.80	11.45	16.70	14.05	13.25	16.70	Idaho Falls	13.75	13.75	*12.10	11.75	11.75	5.80
14.05	7.55		5.80	5.80		Kansas City	20.80	20.80	18.85	20.80	20.80	14.05
5.80	11.00	19.10	15.50	14.70	19.10	Ketchum (Sun Valley)	A14.05	14.05	A10.20	8.70	M11.00	5.90
6.30	13.75	21.25	18.85	17.70	21.25	Las Vegas	5.80	G*12.50		A15.90	A*19.55	11.45
10.20	17.70	23.15	20.80	20.80	24.20	Los Angeles			5.80	A18.10		14.70
5.80	11.75	20.15	17.00	16.20	20.15	Lund	7.55	G*14.25	5.80	A13.75	A*19.05	9.95
14.70	10.20		5.80	5.80		Marion	22.50	22.50	19.85	22.50	22.50	17.00
	8.70	16.70	14.05	13.25	16.70	Ogden	10.20	*11.75	6.70	11.00	K13.25	5.80
13.25	7.55	5.80	5.80	6.70	6.70	Omaha	20.80	20.80	17.70	20.80	20.80	13.25
8.70	14.05	20.15	18.45	17.70	20.80	Pendleton	A17.35	H*16.80	A 13.75	5.80	N6.30	7.90
13.75	8.70		5.80	5.80		Perry	21.90	21.90	18.45	21.90	21.90	16.20
5.80	9.20	16.70	14.05	13.25	16.70	Pocatello	R11.75	13.75	A9.20	9.50	11.45	5.80
11.45	17.00	*23.15	20.80	20.80	24.20	Portland	A18.10	L*11.00	A15.90		5.80	9.95
48.75	14.70	22.20	19.85	18.45	22.20	Reno						12.25
*11.00	16.70	23.15	20.80	20.80	24.20	Sacramento					F11.00	14.05
	8.70	16.70	14.05	13.25	16.70	Salt Lake City	10.20	*11.75	6.30	11.45	13.25	6.30
*11.75	17.70	23.15	20.80	20.80	24.20	San Francisco		G*12.50	L*11.00	C11.45		14.70
15.90	11.45		5.80	5.80		Savanna	23.15	23.15	20.55	23.15	23.15	17.00
13.25	17.00	*23.15	20.80	20.80	24.20	Seattle	H11.45	A*19.55	5.80			P9.95
5.80	10.20	18.45	14.70	14.05	18.45	Shoshone	A13.25	14.05	A9.50	8.70	B10.20	5.80
*16.70	11.45		15.50	14.70	19.10	St. Louis	*23.15	*23.15	*21.25	*23.15	*23.15	*16.70
5.80	11.00	19.10	15.50	14.70	19.10	Sun Valley (Ketchum)	A14.05	14.05	A10.20	8.70	M11.00	5.90
13.25	17.00	*23.15	20.80	20.80	24.20	Tacoma		H11.00	A*19.55	5.80		P9.95
5.80	11.45	16.70	14.05	13.25	16.70	Victor ⊗	13.75	13.75	*12.10	11.75	11.75	5.80

Lower Standard Pullman Berth Rate between Pocatello, Idaho and Ashton, Idaho, \$5.80.

Bedroom Rates: Bedrooms are available on most Union Pacific trains. See equipment pages 6 to 15 inclusive. A Double bedroom contains one lower and one upper berth.

EXCLUSIVE SPACE OCCUPANCY BY ONE PERSON: One and one-fourth rail tickets required for exclusive use of drawing-room; two adult rail tickets required for two bedrooms en suite or one bedroom and one compartment en suite. Pullman space charges additional.

HOLDERS OF FAMILY PLAN TICKETS: From June 1 to September 15, each year, Family Plan tickets used in Two Bedrooms En Suite; Two Bedrooms not En Suite; Two Compartments; or Bedroom and Compartment Combination between points on Union Pacific Railroad; also on through trains operated jointly with the CMST&P or N. & W. Railroads, will be counted as follows in meeting these minimum ticket requirements: Head of Family will be counted as One Adult Ticket; Additional passengers 12 years and older will be counted as One-Half (½) Adult Ticket Each; Additional passengers 5 and under 12 years will be counted as One-Fourth (¼) Adult Ticket Each.

♦ These fares not to be applied to table on page 41. See table below.

* Made combination of fares.

(A) Via Salt Lake City, Green River or Brigham City and Pocatello.

(B) From Tacoma, lower standard berth, \$9.95.

(C) Via Southern Pacific Company and Portland. From Tacoma lower standard berth, \$11.00.

(F) Via Southern Pacific Company and Portland. From Tacoma, lower standard berth, \$10.60.

(G) Via Los Angeles. (H) Via Southern Pacific Company and Portland.

(K) From Tacoma, lower standard berth, A\$12.55.

(L) Via Southern Pacific Company.

(M) From Tacoma, lower standard berth, \$10.20.

(N) From Tacoma, lower standard berth, \$5.80.

(P) Via Direct Lines. (Q) From Tacoma, lower standard berth \$8.70.

(R) Via Brigham City, via Green River \$13.25.

* Berth rates to and from Cheyenne, Denver and west apply via Omaha or via Kansas City.

⊗ Rates effective and service available during Parks Summer Season ONLY

♦ Table of rates for various accommodations in Standard Pullman Sleeping Cars — Where Table on Page 41 not applicable.

Where Lower Berth Rate is	Upper Berth Rate is	Roomette for one Person is	Duplex Single Room for one Person is	Bedroom for one Person is	Bedroom for two or more Persons is	Bedroom Suite for two or more Persons is	Compartment for one Person is	Compartment for two or more Persons is	Drawing Room for one Person is	Drawing Room for two or more Persons is
\$8.75	\$6.55	\$13.70	\$16.80	\$19.80	\$23.85	\$39.60	\$20.75	\$25.70	\$28.05	\$35.00
10.60	8.05	14.80	17.95	21.35	25.50	42.65	22.35	27.70	30.30	37.80
11.00	8.40	15.50	18.70	22.05	26.40	44.05	23.10	28.60	31.35	39.05
11.75	9.00	16.60	20.00	23.55	28.20	47.20	24.70	30.55	33.55	41.75

PULLMAN SEAT RATES

For Day Travel Between Various Cities and to Western Park Gateways

Boise — Pocatello	\$2.35
Denver — Laramie	1.65
Denver — North Platte	2.65
Las Vegas — Los Angeles	3.25
Lund — Las Vegas	2.15
Ogden — Salt Lake City	1.15
Portland — Tacoma	1.50
Portland — Seattle	2.00
Portland — Pendleton	2.35
Salt Lake City—Pocatello	1.80
Shoshone—Pocatello	1.15
Salt Lake City—Lund	2.50

Do You Know About Our Prepaid Ticket Order Plan?

● We have a plan whereby you may purchase, at your railroad station, an order for railroad service, to be used by a member of your family, or any other person you may designate, at some distant station.

● This service offers a particularly safe and convenient way of providing tickets and other railroad service to students returning home at holiday and vacation time.

● These prepaid orders may include railroad tickets, sleeping and parlor car tickets, and cash for meals and other incidentals. Your railroad agent will handle them for you—by telegraph if necessary—and they will be delivered without service charge to any person you may specify, at points on participating railroads in the United States or Canada.

UNION PACIFIC RAILROAD

Table of Rates for Various Accommodations in Standard Pullman Sleeping Cars Effective June 1, 1965

Where Lower Berth Rate is	Upper Berth Rate is	Roomette for one Person is	X Rmte. Suite for two or more persons is	Bed Room for one Person is	Bed Room for two or more Persons is	Bed R'm Suite for two or more Persons is	Com-partm't for one Person is	Com-partm't for two or more Persons is	Drawing Room for one Person is	Drawing Room for two or more Persons is
\$5.80	\$4.40	\$8.10	\$14.75	\$11.90	\$14.75	\$23.85	\$12.55	\$15.85	\$16.90	\$21.35
5.90	4.50	8.25	14.95	12.20	14.95	24.35	12.75	16.10	17.20	21.75
6.30	4.75	8.75	15.95	13.05	15.95	26.10	13.65	17.15	18.40	23.15
6.70	5.15	9.40	16.65	13.75	16.65	27.45	14.40	18.05	19.40	24.40
7.05	5.40	9.95	17.50	14.40	17.50	28.75	15.10	18.95	20.40	25.65
7.55	5.65	10.55	18.65	15.40	18.65	30.80	16.10	20.10	21.75	27.25
7.90	6.10	11.05	19.50	16.10	19.50	32.15	16.85	21.00	22.75	28.55
8.30	6.30	11.60	20.20	16.80	20.20	33.55	17.60	21.90	23.80	29.75
8.70	6.65	12.20	21.20	17.65	21.20	35.30	18.45	22.90	24.95	31.20
9.20	6.95	12.80	22.20	18.50	22.20	37.00	19.40	24.10	26.30	32.80
9.50	7.15	13.25	22.95	19.15	22.95	38.25	20.05	24.85	27.20	33.90
9.95	7.55	13.80	23.90	19.90	23.90	39.75	20.90	25.85	28.40	35.35
10.20	7.80	14.40	24.50	20.45	24.50	40.95	21.45	26.50	29.10	36.25
10.70	8.10	14.85	25.55	21.40	25.55	42.75	22.40	27.70	30.45	37.85
11.00	8.40	15.50	26.30	21.95	26.30	43.95	23.05	28.45	31.35	38.90
11.45	8.65	16.00	27.20	22.70	27.20	45.45	23.90	29.50	32.60	40.35
11.75	9.00	16.60	27.95	23.35	27.95	46.75	24.55	30.25	33.35	41.45
12.25	9.25	17.10	28.90	24.25	28.90	48.55	25.50	31.45	34.70	43.05
12.55	9.50	17.65	29.65	24.85	29.65	49.70	26.15	32.15	35.55	44.10
12.95	9.85	18.15	30.50	25.60	30.50	51.20	26.90	33.10	36.65	45.40
13.25	10.10	18.65	31.20	26.25	31.20	52.50	27.55	33.85	37.50	46.45
13.75	10.50	19.20	32.35	27.10	32.35	54.20	28.50	35.00	38.80	48.05
14.05	10.70	19.70	33.00	27.80	33.00	55.60	29.15	35.75	39.70	49.15
14.50	10.95	20.20	33.90	28.50	33.90	57.00	30.00	36.80	40.85	50.60
14.70	11.35	20.70	34.45	29.10	34.45	58.20	30.45	37.30	41.45	51.25
15.25	11.50	21.25	35.50	29.95	35.50	59.90	31.50	38.60	42.95	53.10
15.50	11.80	21.70	36.25	30.60	36.25	61.15	32.05	39.25	43.70	54.00
15.90	12.10	22.20	36.95	31.10	36.95	62.25	32.80	40.15	44.70	55.25
16.20	12.35	22.70	37.70	31.80	37.70	63.65	33.40	40.90	45.55	56.30
16.70	12.70	23.25	38.65	32.65	38.65	65.35	34.40	42.05	46.90	57.90
17.00	12.90	23.75	39.40	33.25	39.40	66.50	35.05	42.80	47.80	59.00
17.35	13.20	24.30	40.10	33.95	40.10	67.90	35.65	43.60	48.65	60.05
17.70	13.55	24.75	41.05	34.65	41.05	69.30	36.40	44.50	49.70	61.35
18.10	13.70	25.25	41.75	35.35	41.75	70.70	37.15	45.40	50.75	62.55
18.45	14.00	25.85	42.60	36.10	42.60	72.20	37.90	46.30	51.75	63.85
18.85	14.30	26.25	43.35	36.75	43.35	73.50	38.65	47.20	52.80	65.10
19.10	14.55	26.80	44.05	37.25	44.05	74.55	39.20	47.85	53.55	66

UNION PACIFIC RAILROAD

PASSENGER and FREIGHT SERVICE OFFICES

Traveler? Shipper? Our sales representatives, listed below, will gladly assist you. Service is our most important Product!

ABERDEEN, WASH. 98520—3 U. P. Sta., K and River Sts.—Phone LEnnox 2-6695
F. E. SOUTH WORTH.....General Traffic Agent

ALHAMBRA, CALIF. 91801.....Phone ATlantic 18763
 City Ticket Office, 51 S. Garfield Ave.—
H. L. CAMPBELL.....(or Phone Cumberland 32624).....Ticket Agent

ATLANTA, GA. 30303—(705 Fulton Nat'l Bank Bldg., 55 Marietta St., N. W.—
J. D. GLOVER, (Phone Jackson 4-6261).....General Traffic Agent
J. R. TURNER.....(Tampa).....Traffic Agent

BEND ORE. 97701—1054 Bond St.—
C. W. REKROAD.....Phone EVergreen 2-1901.....General Traffic Agent

BEVERLY HILLS, CALIF. 90210—
 251 No. Beverly Drive—
H. FRIEDMAN.....(or Phone BRadshaw 2-1633).....Traffic Agent
W. T. WORTHINGTON.....City Ticket Agent

BIRMINGHAM, ALA. 35203—701 Brown-Marx Building—
S. H. HENRY.....Phone 251-7163.....General Traffic Agent

BOISE, IDAHO 83702—
 City Ticket Office, Idaho Bldg. 212 No. 8th St.—
A. H. GENGEL.....Phone 343-6465.....Traffic Manager
D. F. ALVORD.....General Traffic Agent
S. A. GRAYSON.....Special Representative
C. S. SHARP.....City Passenger and Ticket Agent

BOSTON, MASS. 02108—208 Old South Bldg., 294 Washington St.—
C. A. MORRIS.....(Phone HUbbard 2-6382).....General Traffic Agent

BUTTE, MONT. 59701—609 Metals Bank Bldg., 8 West Park St.—
E. H. LYMAN.....Phone 792-2389.....General Traffic Agent

CALGARY, ALTA.—Room 717 Lancaster Bldg., 2nd St. & 8th Ave. West
A. McKERRON.....(Phone 262-3926).....General Traffic Agent

CEDAR CITY, UTAH 84720—Union Pacific Station.....
D. V. EKSTROM.....Phone JUUniper 6-8211.....Agent

CHEYENNE, WYO. 82001—
 Union Pacific Pas. Station, 121 West 15th St.—
C. E. ASTLER.....Phone 634-4421.....Special Representative
F. H. GILROY.....General Traffic Agent
W. A. BROWN.....City Passenger and Ticket Agent

CHICAGO, ILL. 60603—11 South LaSalle Street at Madison—
W. V. LAYMAN.....Phone.....Traffic Manager
C. A. RICHARDS.....(Randolph 6-0141).....Assistant Traffic Manager
H. G. GRAUNER.....General Freight Agent
T. E. TANN.....General Traffic Agent
J. G. DUGGAN.....Foreign Freight Traffic Manager

CHICAGO, ILL. 60603—
 City Ticket Office, One So. LaSalle St.—
 For Passenger Information Call Randolph 6-0141
 For Passenger Reservation, Call 782-1520
A. J. WHITE.....General Passenger Agent
J. W. WILLARD.....City Ticket Agent
MISS M. A. MCKINNEY.....Women's Travel Department

CHICAGO, ILL. 60603—One So. LaSalle St.—
W. J. FORAL.....Manager, Department of Tours

CINCINNATI, OHIO 45202—
 303 Dixie Term. Bldg., 4th & Walnut Sts.—
F. J. BEGGS.....Phone MAIn 1-0144.....General Traffic Agent
W. T. NIELSEN.....(Columbus).....Traffic Agent
O. H. TEDRICK.....(Louisville).....Traffic Agent

CLEVELAND, OHIO 44113—1407 Terminal Tower, 50 Public Square—
D. P. DRISGOLL.....(Phone MAIn 1-3070).....General Traffic Agent
G. W. NESTER.....(Buffalo).....Traffic Agent
R. J. GOURLY.....(Findlay).....Traffic Agent

DALLAS, TEXAS 75201—2108 Mercantile Bank Bldg.—
M. A. ARNOLD.....Phone RIverside 1-3915.....General Traffic Agent
E. STOVALL, JR......(Houston).....Traffic Agent

DENVER, COLO. 80202—
 City Ticket Office, 535 17th Street—
W. JAMES.....Phone 534-4141.....Traffic Manager
W. H. WHALEN.....General Freight and Passenger Agent
E. R. A. SIEMERS.....General Traffic Agent
L. C. CLEAVENGER.....City Ticket Agent
J. H. TOLAN.....Depot Passenger Agent
 For Passenger Information or Reservation, Call 825-3211

DES MOINES, IOWA 50309—407 Equitable Bldg., 6th & Locust Sts.—
W. W. McKEE.....(Phone 243-0583).....General Traffic Agent

DETROIT, MICH. 48226—612 Book Bldg., 1249 Washington Blvd.—
E. L. ERICKSON.....Phone.....Traffic Manager
F. O. KANSORCK.....(Woodward 1-7794).....General Traffic Agent
R. L. CLARK.....District Traffic Agent
J. K. SHERIDAN.....District Traffic Agent
G. A. NESTOR.....(Grand Rapids).....Traffic Agent
A. J. BRAMAN.....(Lansing).....Traffic Agent
H. E. JOHNSON.....(Toledo).....Traffic Agent

EAST LOS ANGELES, CALIF. 90022—
 5454 Ferguson Drive—
J. J. WALKER.....Phone RAymond 3-5821.....Ticket Agent

EUGENE, ORE. 97401—Suite 21, Cascade Bldg., 163 East 12th Avenue
J. E. ATHERTON.....(Phone DIAMOND 5-8461).....General Traffic Agent

FRESNO, CALIF. 93714—207 Rowell Bldg., Tulare St. & Van Ness Ave.—
A. H. CLARK.....(Phone 264-9571).....General Traffic Agent
W. E. MCGIBBIE.....(Bakersfield).....Traffic Agent

GERING, NEBR. 69341—Union Pacific Station—
F. M. PURNELL.....Phone 436-2415.....General Traffic Agent

GLENDALE, CALIF. 91203—City Ticket Office, 406 North Brand Blvd.—
E. A. SMITH.....General Traffic Agent
 (Phone CItrus 1-2174 or CHApman 5-1370)
W. P. HISEBDT.....City Ticket Agent

HOLLYWOOD, CALIF. 90028—City Ticket Office, 6702 Hollywood Blvd.—
W. F. BROWN.....Phone.....General Traffic Agent
J. A. JENSEN.....(Hollywood 4-0221).....City Ticket Agent

HUNTINGTON PARK, CALIF. 90256—
 City Ticket Office, 7002 Pacific Blvd.—
W. F. MILNER.....(Phone 588-9281).....Traffic Agent

KANSAS CITY, MO. 64106—
 200 Waldheim Bldg., 6 East Eleventh St.—
J. R. HENDERSON.....Phone MAyfair 1-3030.....Traffic Manager
R. C. DARGY.....General Freight and Passenger Agent
 City Ticket Office—2 East Eleventh Street—
H. M. BACK.....Phone MAyfair 1-3030.....General Traffic Agent
C. T. CLARE.....City Ticket Agent
R. E. MEAD.....(Hays).....Traffic Agent
D. W. HANCHETT.....(Wichita).....Traffic Agent
R. JOHANSEN.....Depot Passenger Agent
 Kansas City, Kans., Union City Ticket Office, Town House Hotel, 7th & State Sts.
Mrs. E. F. FLYNN.....(Phone ATwater 1-1550).....City Ticket Agent

LAS VEGAS, NEV. 89101—Union Pacific Station—
W. R. NEUSTROM.....Phone DUdley 4-9000.....General Traffic Agent
L. M. LAYNE.....District Traffic Agent
P. D. ROYFORD.....Ticket Agent

LEWISTON, IDAHO 83501—Room 7, Union Depot—
J. L. REEVES.....Phone SH 3-4121.....General Traffic Agent

LINCOLN, NEBR. 68508—
 City Ticket Office, 224 So. 13th St.—
J. A. CUNNINGHAM.....Phone 432-6517.....General Traffic Agent

LONG BEACH, CALIF. 90802—City Ticket Office, 221 Long Beach Blvd.—
R. W. GONNELL.....(Phone HEmlock 7-2931).....General Traffic Agent
W. A. MANZ.....City Ticket Agent

LOS ANGELES, CALIF. 90022—Union Pacific Bldg., 5480 Ferguson Drive
F. L. MORAN.....Phone.....Traffic Manager
E. C. RASMUSSEN.....(685-4350).....Assistant Traffic Manager
N. E. LUTHI.....Assistant Traffic Manager
J. D. MALEFYT.....Assistant Traffic Manager
H. J. BURING.....General Freight Agent
H. J. DELACY.....General Freight Agent
C. F. HALLSMAN.....Assistant General Passenger Agent
R. R. POPE.....General Agent, Freight Department
G. M. ROLAND.....District Baggage Agent
 City Ticket Office—90013—507 So. Olive Street
R. H. LUND.....Phone 624-8273.....City Ticket Agent
R. MAHONEY.....City Ticket Agent
 507 So. Olive Street—90013
 For Passenger Information or Reservation, Call 685-5037
 Union Passenger Station—Phone 685-4350
E. D. CHAMBERLAIN.....Depot Ticket Agent
T. J. GILLOGLY.....Depot Passenger Agent
W. G. GALLAMORE.....Depot Passenger Agent

MEDFORD, ORE. 97501—1307 West Main St.—
L. J. ZIESMER.....Phone 773-5388.....General Traffic Agent

MEMPHIS, TENN. 38103—
 1137 Sterick Bldg., 8 No. Third St.—
G. E. ROTHROCK.....Phone JAckson 5-8419.....General Traffic Agent
D. J. NELSON.....(No. Little Rock, Ark.).....Traffic Agent

MILWAUKEE, WIS. 53203—902 Majestic Bldg., 231 W. Wisconsin Ave.—
A. J. FROMME.....(Phone BRoadway 1-7833).....General Traffic Agent
P. H. SCHMIDT.....(Appleton).....Traffic Agent

MINNEAPOLIS, MINN. 55402—
 890 Northwestern Bank Bldg., 620 Marquette Ave.—
J. A. CALLAWAY.....(Phone FEderal 2-2451).....General Traffic Agent

NEW ORLEANS, LA. 70112—
 504 National Bank of Commerce Bldg., 210 Baronne Street—
E. W. RYCE.....(Phone JAckson 2-2274).....General Traffic Agent

NEW YORK, N. Y. 10020—626 Fifth Ave., Suite 350, Rockefeller Center—
T. L. VOGEL.....(Phone CIrcle 6-4900).....Traffic Manager
H. F. BREVOORT.....(Phone CIrcle 6-4908).....Assistant Traffic Manager
E. R. VAN DOREN.....(Phone CIrcle 6-4900).....General Traffic Agent
E. MACKAY, JR......District Traffic Agent
D. J. GALL.....District Traffic Agent
W. E. GODDARD.....Passenger and Ticket Agent
V. J. DISTLER.....(Syracuse).....Traffic Agent

OAKLAND, CALIF. 94611—550 MacArthur Broadway Office Bldg.,
 235 W. MacArthur Blvd.—
W. M. CUNNINGHAM.....(Phone 653-9040).....General Traffic Agent

OGDEN, UTAH 84401—
 Room 100 Union Station, 25th St. & Wall Ave.—
H. O. MCINTYRE.....Phone 394-5533.....General Traffic Agent
W. K. HENDRICKS.....Depot Passenger Agent

OMAHA, NEBR. 68102—
 Union Pacific Building, 1416 Dodge St.—
R. B. JOHNSON.....Phone 281-5822.....Passenger Traffic Manager
C. W. JOHNSON.....Assistant to Passenger Traffic Manager
G. ANDERSON.....Assistant Passenger Traffic Manager
J. M. FORSHA.....Assistant Passenger Traffic Manager
G. I. GILES.....General Passenger Agent
D. P. McMAHON.....Assistant General Passenger Agent
C. E. DUFF.....Manager Mail, Baggage and Express Traffic
R. A. FORAL.....Traffic Manager
J. W. JARVIS.....Supervisor, Livestock and Agriculture
 City Ticket Office—Corner 15th & Dodge Streets—
J. R. SCOGIN.....Phone 271-3480.....General Traffic Agent
R. S. FARLEY.....(281-5822).....District Traffic Agent
W. W. NEILL.....City Ticket Agent
H. A. HORNER.....(Kearney).....Traffic Agent
J. D. MARTIN.....(Grand Island).....Traffic Agent
L. L. McCLUSKEY.....Depot Passenger Agent

ORANGE, CALIF. 92668—City Office, 79 Town & Country, 777 So. Main St.—
E. J. MURPHY.....(Phone 542-3979).....General Traffic Agent

PASADENA, CALIF. 91101—
 Union Pacific Station, 205 W. Colorado Blvd.—
H. G. BARTLETT.....Phone SYcamore 2-4107.....General Traffic Agent
F. R. LEFFINGWELL.....City Ticket Agent

PHILADELPHIA, PA. 19102—904 Girard Trust Bldg., Broad St. & So. Penn. Sq.—
W. D. HARING.....(Phone LOcust 3-2170).....General Traffic Agent

PITTSBURGH, PA. 15222—1419 Oliver Bldg., Smithfield St. and Sixth Avenue—
H. G. LOCKE.....Phone.....General Traffic Agent
E. W. HARRIS.....(281-0260).....District Traffic Agent

POCATELLO, IDAHO 83201—Union Pacific Passenger Station—
R. A. ANDERSON.....Phone CE2-4450.....General Traffic Agent
J. J. JOHNSON.....(Idaho Falls).....General Traffic Agent
R. B. WRIGHT.....(Twin Falls).....Traffic Agent

POMONA, CALIF. 91766—Union Pacific Passenger Sta.—
G. J. CROSS.....Phone NAtional 2-3561.....Traffic Agent

PORTLAND, ORE. 97205—751 Pittcock Block—
G. A. BROWN.....Phone CApitol 7-7771.....Traffic Manager
W. V. KEE.....Assistant Traffic Manager
R. A. HOWLAND.....Assistant Traffic Manager
P. A. COLLIER.....Assistant Traffic Manager
R. W. GILL.....Assistant Freight Traffic Manager (Rates)
R. D. TOOMEY.....General Agent, Freight Department
L. A. NEASE.....District Baggage Agent
 City Ticket Office—917 S. W. Washington Street—
W. S. RUSH.....Phone CApitol 7-7771.....General Agent, Passenger Department
H. C. WOOD.....City Ticket Agent
R. M. LORENZ.....Depot Passenger Agent
 For Passenger Information or Reservation, Call CApitol 7-6771.

RENO, NEV. 89505—501 North Virginia St., Suite 205.....
P. E. FLESCHER.....Phone FA 3-4881.....General Traffic Agent

RIVERSIDE, CALIF. 92507—Union Pacific Pass. Station, 7th & Vine Sts.—
E. G. HAYES.....(Phone OVerland 3-3190).....General Traffic Agent

ST. JOSEPH, MO. 64501—City Ticket Office,
 602 Corby Building—5th and Felix Sts.—
F. S. BEDNAR.....Phone A Dams 2-5485.....General Freight and Passenger Agent
J. W. TURNER.....Passenger and Ticket Agent
R. W. ARONSON.....(Hastings, Nebr.).....Traffic Agent

ST. LOUIS, MO. 63101—
 1223 Ambassador Bldg., 411 North 7th St.—
T. W. GURSKY.....Phone CHestnut 1-7750.....General Traffic Agent

SACRAMENTO, CALIF. 95810—217 Forum Bldg., 1107 Ninth St.—
J. P. JOHNSON.....(Phone GIlibert 2-1025).....General Traffic Agent
T. H. BEESON.....District Traffic Agent

SALINA, KANS. 67401—Third and Ash Streets—
D. V. MARTIN.....Phone TAylor 3-4633.....General Traffic Agent

SALT LAKE CITY, UTAH 84111—417 South Main St.—
R. R. RIFE.....Phone 363-1544.....Traffic Manager
R. T. GRIFFIN.....General Freight and Passenger Agent
R. E. HAUTZINGER.....General Traffic Agent
M. D. BAER.....District Traffic Agent
F. M. YOUNG.....(Provo).....Traffic Agent
L. WHIMPEY.....City Ticket Agent
 Depot Passenger Agent
 For Passenger Information or Reservation, Call 328-1583

SAN DIEGO, CALIF. 92101—Suite 1105 Home Tower, 707 Broadway
I. V. HELMICK.....Phone 233-7241.....General Traffic Agent
J. E. DOOLEY.....Ticket Agent

SAN FRANCISCO, CALIF. 94105—405 Market Street
M. H. FOWLER.....Phone GArfield 1-6030.....Traffic Manager
B. P. COSTELLO.....Assistant Traffic Manager
H. C. DUNFEE.....Assistant Traffic Manager
F. C. BELL.....General Traffic Agent
W. E. KENNEDY.....(Santa Rosa).....Traffic Agent
 City Ticket Office—405 Market Street—
J. R. NAPTON.....Phone GArfield 1-6030.....City Ticket Agent

SAN JOSE, CALIF. 95113—811 Bank of America Bldg., First and Santa Clara Sts.—
H. C. DANNER.....(Phone 292-3878).....General Traffic Agent
J. S. CAPLE.....(Salinas).....District Traffic Agent

SAN PEDRO, CALIF. 90733—City Ticket Office, 805 So. Pacific Ave.—
T. H. GREAVES.....(Phone TErminAl 2-7531).....General Traffic Agent
R. N. ASHBY.....City Ticket Agent

SANTA ANA, CALIF.—(SEE ORANGE, CALIF.)

SANTA MONICA, CALIF. 90406—City Ticket Office, 1228 5th Street—
W. A. CHENEY.....(Phone 395-9951).....General Traffic Agent
M. A. ABASCAL.....City Ticket Agent

SEATTLE, WASH. 98104—
 204 Union Station, 4th Ave. and Jackson St.—
W. C. COLLIER.....Phone MAIn 36933.....General Freight and Passenger Agent

SEATTLE, WASH. 98101—
 City Ticket Office—1300 Fourth Avenue at University—
W. H. AHLGRIM.....(Phone MAIn 3-6933).....General Traffic Agent

SIOUX CITY, IOWA 51101—644 Benson Bldg., 705 Douglas St.—
L. J. ROACH.....Phone 255-8328.....General Traffic Agent

SPOKANE, WASH. 99201—Union Station, West 430 Trent Avenue—
L. E. DONAHUE.....(Phone MAdison 4-4121).....General Traffic Agent

STOCKTON, CALIF. 95202—206 California Bldg., 11 So. San Joaquin St.—
C. BIANCHINI.....(Phone HOward 6-8581).....General Traffic Agent

TACOMA, WASH. 98402—City Ticket Office, 114 South Ninth St.—
F. G. ROTHWELL.....(Phone BRoadway 2-2275).....General Traffic Agent

TOPEKA, KANS. 66608—Freight Station—
G. N. WELLS.....Phone CEntral 3-4138.....General Traffic Agent

**TORONTO, ONT. Room 1304 National Trust Bldg., 7 King St.-East—
J. F. FEATHERSTONE.....(Phone EMpire 4-7239).....General Traffic Agent**

TULSA, OKLA. 74103—
 721 Kennedy Bldg., 321 South Boston St.—
L. L. CRAWFORD.....Phone LUther 2-6859.....General Traffic Agent

**VANCOUVER, B. C. Room No. 315 Burrard Bldg., 1030 West Georgia St.—
A. G. PROSKURNIAK.....(Phone MUtual 3-8561).....District Traffic Agent**

VICTOR, IDAHO 83455—Union Pacific Station—
G. A. SESSIONS.....Phone 787-2285.....Agent

WALLA WALLA, WASH. 99362—Union Pacific Pass. Sta., 13th and West Main Sts.
J. M. LANDAU.....(Phone JAckson 9-1610).....General Traffic Agent
L. R. CAPPS.....(Pendleton).....Traffic Agent

WASHINGTON, D. C. 20006—Suite 814, The Farragut Bldg., 900-17th St., N. W.—
C. G. DANKMYER.....Phone.....General Traffic Agent
R. H. GATES.....(296-4833).....District Traffic Agent
W. G. LORYS.....(Richmond, Va.).....Traffic Agent

WINSTON-SALEM, N. C. 27101—625 Reynolds Bldg., 4th and Main Sts.—
D. R. WALKER.....(Phone TErminAl 2-0509).....General Traffic Agent

YAKIMA, WASH. 98902—Union Pacific Building, 104 W. Yakima Ave.—
A. C. TAYLOR.....(Phone GLencourt 7-4181).....General Traffic Agent
P. V. KEMP.....(Kennewick, Wash.).....Traffic Agent

J. R. MacANALLY Vice-President, Traffic OMAHA, NEBR. 68102	R. F. PETTIGREW Assistant Vice-President, Traffic OMAHA, NEBR. 68102	R. B. JOHNSON Passenger Traffic Manager OMAHA, NEBR. 68102	N. B. MARVIN General Freight Traffic Manager (Sales and Service) OMAHA, NEBR. 68102	C. O. SHOWALTER General Freight Traffic Manager (Rates and Divisions) OMAHA, NEBR. 68102
---	---	---	---	--

UNION PACIFIC'S EAST LOS ANGELES Transfer Service



To Ticket Agents, Travel Agents and Our Patrons; Passengers:

East Los Angeles Station, with waiting rooms and public conveniences, serves as a transfer station for Union Pacific passengers, via motor bus to and from Pasadena, Glendale, Disneyland Hotel, Anaheim, Orange and Long Beach-San Pedro Branch Line points.

Modern air-conditioned motor buses are operated by the Union Pacific Stage Company, a subsidiary of the Union Pacific Railroad, and all tickets routed via the Union Pacific direct or via Los Angeles, to or from above points and intermediate branch line stations, are honored via East Los Angeles and motor bus. See Tables 7, 8, and 9 on page 21 for local schedules of all motor coaches.

The picture above shows how easy it is for friends and relatives to meet passengers at East Los Angeles. There is ample parking and it is free.

Train luggage is quickly delivered to the bus driver and arrives at destination with the traveler.

Checked Baggage: Baggage should be checked to the following city ticket office or depots only: Glendale; Pasadena; East Los Angeles; Whittier; Fullerton; Anaheim; Lakewood; Long Beach and San Pedro. (Only East Los Angeles, Long Beach and Pasadena stations are open Saturdays and Sundays for claiming or checking baggage.)

