


Whenever you ship or travel, be specific, say **UNION PACIFIC**

October 31, 1965

October 31, 1965

UNION PACIFIC

UNION PACIFIC

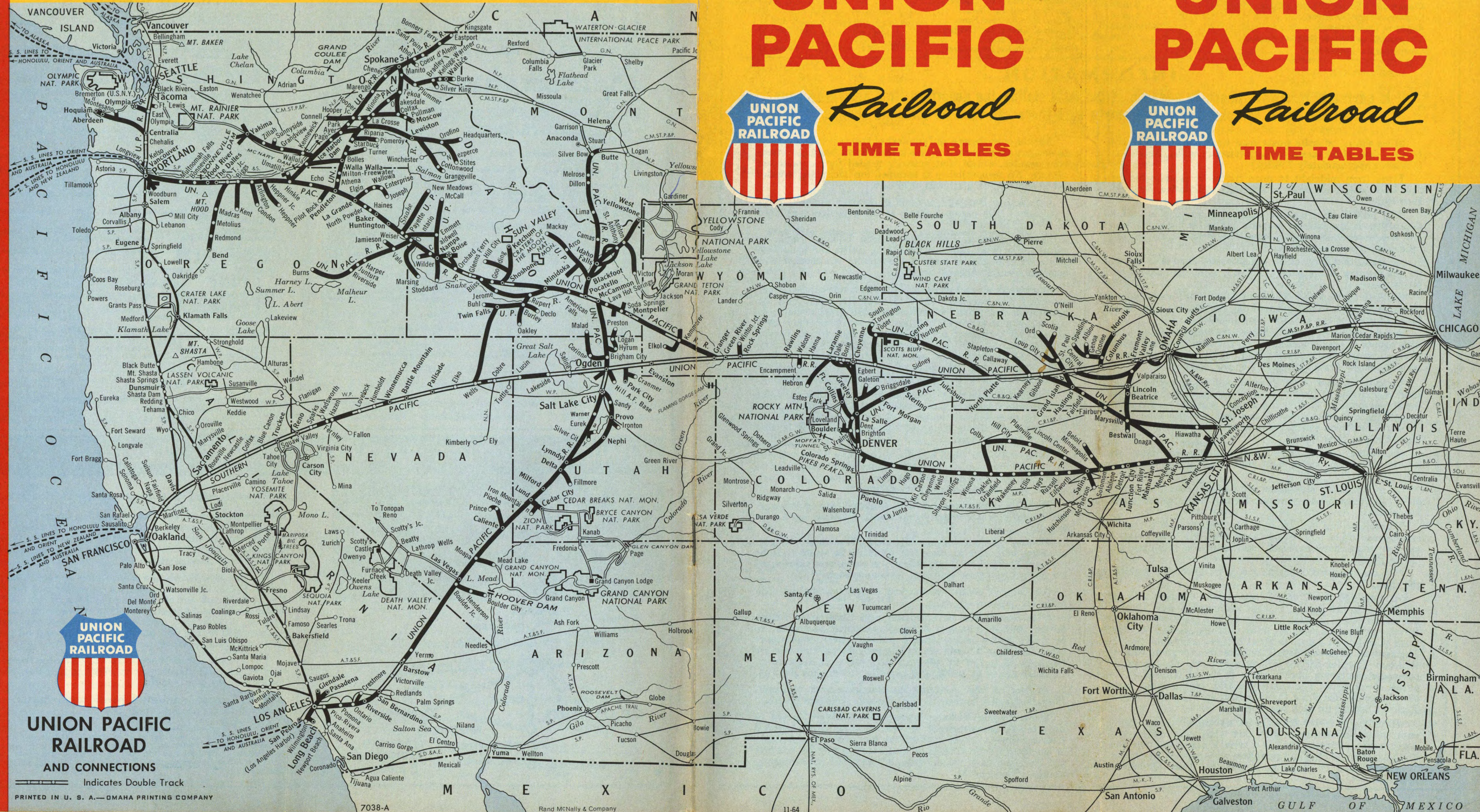


Railroad
TIME TABLES



Railroad
TIME TABLES

Serving thirteen western states with the finest in travel comfort and dependable freight service



UNION PACIFIC RAILROAD

AND CONNECTIONS

Indicates Double Track

PRINTED IN U. S. A. — OMAHA PRINTING COMPANY

7038-A

Rand McNally & Company

11-64

GULF OF MEXICO

TABLE OF CONTENTS

Section Page
Index to Union Pacific Stations... 3 to 5
Equipment of Through Trains... 6 to 14
Condensed Train Schedules... 6 to 14
Complete Train Schedules... 15 to 25
Connecting Bus Lines at East Los Angeles... 18
Connecting Bus Lines Service... 26

INFORMATION

It is advisable to always check in advance at the local station the departure time shown on your Pullman ticket or ticket envelope to make sure there has been no schedule change.

Miles shown on mile posts read westward from Council Bluffs, Iowa. Miles shown herein are from Omaha, Nebraska. (Variance approximately 3 miles.)

Time from midnight to noon inclusive, is indicated by light face type; from noon to midnight inclusive, by dark face type.

Any person who, because of mental, physical or other disability, is incapable of properly caring for himself or herself, will be received as a passenger ONLY when accompanied by a competent attendant.

On trains that carry chair car porters, there is no charge for the services of the porter. There is a nominal charge for pillows.

Children under 5 years of age ride free, when accompanied by parent or guardian; 5 years of age and under 12, pay half fare; 12 years of age and over, pay full fare.

Should any question or difference of understanding arise with agents or conductors as to proper fare or ticket privileges, please pay fare requested, take receipt, and communicate with Passenger Traffic Manager, Omaha, Nebr. 68102.

Tickets unused or partly used, will be redeemed under tariff regulations at proper value. Passenger will be charged the lowest possible fare for the service actually used and refunded the difference between this and the purchase price.

Stopovers are permitted at all points where trains are scheduled to stop, within final limit of tickets, by notifying conductor.

Many attractive side trips and optional routes are available. Ask your local Agent or any Union Pacific representative for details.

Tickets reading via Union Pacific Railroad, with certain exceptions, will be honored by Greyhound Bus Lines between any two points between which Greyhound Bus Lines and the Union Pacific Railroad both operate.

You are requested to purchase your tickets before boarding the train.

At Chicago the Transfer coupon on a through railroad ticket entitles the holder, without additional charge, to have himself and hand luggage transferred in a Railroad Transfer Service car from his incoming to his outgoing station.

IDENTIFY YOUR BAGGAGE by marking or tagging each piece, both inside and out with your name and permanent address. This is a wise precaution whether baggage is to be checked or taken with you on the train.

Section Page
Address of Principal Union Pacific Stations... 28
Reserved Coach Seat Charges... 28
One Way Railroad Fares... 29
Round Trip Railroad Fares... 30 and 31
Pullman Sleeping Car Charges... 32 and 33
Pullman Seat Fares... 33
Union Pacific Representatives... 34 and 35

For the convenience and comfort of themselves and others passengers are requested to check their hand baggage whenever possible, except that actually needed for personal use enroute. No responsibility is assumed for unchecked articles left in stations, on platforms or in cars.

Checkable Baggage consists of wearing apparel, toilet articles and such personal effects as the passenger may need for use on the trip.

Money, jewelry, negotiable papers, liquids, fragile or perishable articles, radios, typewriters, dishes and household goods are examples of some of the articles not checkable as baggage. Consult Agent.

One hundred and fifty (150) pounds of baggage, not exceeding one hundred dollars (\$100.00) in value, may be checked on each adult ticket, and one-half those amounts in connection with children's half-fare tickets.

Passengers have the privilege of declaring additional value on checked baggage, not to exceed a total of \$2500.00, upon payment of a nominal charge, or of purchasing St. Paul Fire & Marine Insurance Company baggage insurance in any amount. Consult Agent.

Dogs and other small household pets may be transported in baggage cars subject to tariff regulations or they may be taken into room accommodations, when in suitable containers, subject to Pullman Company regulations.

Handling of dogs and pets in baggage cars on streamliner trains is necessarily restricted. Consult agent for details.

No single piece of baggage exceeding 300 pounds in weight, or single shipment in excess of \$2500.00 in value, will be checked. Exception: Boxes of heavy or corrugated pasteboard are limited to a gross weight of 50 pounds each.

All baggage should be marked plainly on outside with name and address of owner.

The Domeliner, Streamliner and Challenger trains do not handle checked baggage, remains and pets, to or from many intermediate points where passengers may board or detrain. It is suggested you check your baggage 24 hours in advance of your own departure.

In case of Lost Articles, communicate with Manager, Mail, Baggage & Express Traffic, Omaha, Nebraska 68102.

Union Pacific Railroad is not responsible for errors in time tables, inconvenience or loss resulting from delayed trains, failure to make connections, air conditioning failures, or emergency substitutions in equipment.

INDEX OF CONDENSED THROUGH TIME TABLES

Table with columns: BETWEEN AND, TABLE, BETWEEN AND, TABLE, BETWEEN AND, TABLE. Lists routes like Chicago-Omaha, St. Louis-Kansas City, Reno, San Francisco, Salt Lake City, Cedar City, Las Vegas, Pasadena, Los Angeles, etc.

INDEX TO UNION PACIFIC STATIONS

Each Time Table is numbered. The numbers opposite the Stations are the numbers of the time tables in which the stations are shown. Stations marked * are located on Divisions indicated by table numbers, but are not shown in folder tables.

Large index table with columns: Table No., Station Name, Table No., Station Name, Table No., Station Name, Table No., Station Name, Table No., Station Name. Lists stations like Aberdeen, Aroya, Bayard, Bonner Springs, Byers, Cedar City, etc.

Table of station locations with columns for Table No. and station names. Includes entries for Colorado, Idaho, Kansas, Nebraska, and Wyoming.

Table of station locations with columns for Table No. and station names. Includes entries for Idaho, Kansas, Nebraska, and Wyoming.

Stations marked ■ are located on Divisions indicated by table numbers, but are not shown in folder tables.

WESTBOUND Read Down

CHICAGO — LOS ANGELES via Omaha and Salt Lake City

EASTBOUND Read Up

Table A: Condensed Schedules All Trains Daily. Includes columns for Domeliner City of Los Angeles, The Challenger, Trains, Domeliner City of St. Louis, and Domeliner City of San Francisco. Lists routes to Chicago, Omaha, and Los Angeles with departure times.

NO. 103-104 - Domeliner CITY OF LOS ANGELES - DAILY. Cars from Chicago run via C. M. St. P. & P. to Omaha; thence U. P. Coach Seat Reservation Charge - See Page 28.

NO. 103-104 - THE CHALLENGER Domeliner - DAILY. Cars from Chicago run via C. M. St. P. & P. to Omaha; thence U. P. Coach Seat Reservation Charge - See Page 28.

NO. 9; 10 - Domeliner CITY OF ST. LOUIS - DAILY. Cars from St. Louis run via N & W 209-210 to Kansas City; thence U. P. 9 and 10 to Los Angeles.

NO. 115-116 - Streamliner "LAS VEGAS HOLIDAY" SPECIAL. (Special All-Expense Package, including buffet meals and coach seat reservation. Consult Agent.)

CHICAGO — SAN FRANCISCO—via Omaha

WESTBOUND Read Down

EASTBOUND Read Up

Table B: Condensed Schedules All Trains Daily. Includes columns for Domeliner City of San Francisco, Train, and Domeliner City of San Francisco. Lists routes to Chicago, Omaha, and San Francisco with departure times.

These lounge cars are for exclusive use of sleeping car passengers. The City of San Francisco has a lounge car for coach passengers. Limited handling of checked baggage on this train; consult agent.

CHICAGO-OMAHA-DENVER

WESTBOUND Read Down

EASTBOUND Read Up

Table C: Condensed Schedules All Trains Daily. Includes columns for Advance Coach Seat Reservations Required, Domeliner City of Denver, and Domeliner City of Denver. Lists routes to Chicago, Omaha, and Denver with departure times.

NO. 111-112 - Domeliner CITY OF DENVER - DAILY. Trains runs via C. M. St. P. & P. Chicago-Omaha; U. P. Omaha-Denver.

Special All-Expense Package including buffet meals and coach seat reservation. Consult Agent.

Time from 12.01 noon to 12.00 midnight shown in heavy face type.

Time from 12.01 noon to 12.00 midnight shown in heavy face type.

CHICAGO — PORTLAND and SEATTLE via Omaha and Denver

WESTBOUND Read Down			EASTBOUND Read Up		
Domeliner City of Portland 105 Daily Example	Trains 7-17 Daily Example	Table D Condensed Schedules All Trains Daily	Domeliner City of Portland 106 Daily Example	Trains 18-8 Daily Example	
3.00 SUN	7.30 SUN	Lv Chicago (C.S.T.)	10.15 TUE	8.50 WED	
11.15 "	7.40 MON	Ar Omaha	2.00 "	8.30 TUE	
11.35 SUN	10.30 MON	Lv Omaha	1.40 TUE	5.45 TUE	
12.49 MON	11.18 "	" Fremont	12.18 "	4.52 "	
1.50 "	1.20 "	" Columbus	11.25 MON	3.58 "	
2.25 "	1.58 "	" Grand Island	10.45 "	2.55 "	
3.50 "	3.45 "	" Kearney	9.25 "	1.47 "	
2.55 "	3.00 "	Ar North Platte (C.S.T.)	8.20 "	12.10 "	
5.05 "	Ar Cheyenne	Lv North Platte (M.S.T.)	6.03 "	11.00 "	
6.30 "	7.25 MON	Lv Sterling	4.38 "	7.00 TUE	
7.40 "	Lv Cheyenne	Lv La Salle	3.50 "	Ar Cheyenne	
8.05 "	9.20 MON	Lv Denver	3.30 "	7.00 TUE	
10.55 "	10.55 MON	Lv Laramie	12.32 "	5.40 "	
12.50 "	1.05 TUE	" Rawlins	10.46 "	3.30 "	
f 2.37 "	3.05 "	" Rock Springs	8.55 "	1.12 "	
3.05 "	3.35 "	Ar Green River	8.35 "	12.50 TUE	
3.15 "	4.30 "	Lv Green River	8.25 "	11.30 MON	
f 4.27 "	5.45 "	Lv Kemmerer	f 7.05 "	10.10 "	
5.45 "	7.35 "	Ar Montpelier	5.40 "	2.30 "	
7.25 MON	9.40 TUE	Ar Pocatelto	3.55 MON	6.15 MON	
5.45 TUE	7.30 "	Ar Ashton	10.20 SUN		
7.30 "	8.15 "	Ar Victor	8.15 "		
	8.15 MON	Lv Victor		7.30 TUE	
	10.20 MON	Ar Ashton		5.45 "	
7.35 MON	10.30 TUE	Lv Pocatelto	3.40 MON	5.35 MON	
8.25 MON	11.40 TUE	Ar Minidoka	2.40 MON	4.20 MON	
9.11 MON	12.35 TUE	Ar Shoshone	1.57 MON	3.30 "	
9.15 MON	12.50 TUE	Lv Shoshone	1.50 MON	12.15 MON	
11.15 MON	14.10 TUE	Ar Sun Valley	11.50 MON	11.00 MON	
7.00 MON	11.00 TUE	Lv Sun Valley	4.50 MON	5.15 MON	
9.00 MON	12.15 TUE	Ar Shoshone	2.50 MON	3.35 "	
9.11 MON	12.35 TUE	Lv Shoshone	1.57 MON	3.30 MON	
10.05 "	1.55 "	" Glens Ferry	1.05 "	2.15 "	
11.20 "	3.35 "	" Boise	11.50 SUN	12.35 "	
11.43 "	4.10 "	" Nampa	11.25 "	12.05 "	
1.15 "	5.13 "	" Ontario	10.06 "	10.00 "	
12.16 "	6.20 "	Ar Huntington (M.S.T.)	9.05 "	8.50 "	
1.30 "	6.57 "	Lv Huntington (P.S.T.)	7.45 "	7.25 "	
2.40 "	8.20 "	" Baker	6.45 "	6.05 "	
4.45 "	11.00 "	Lv Pendleton	4.31 "	3.20 "	
5.30 TUE	11.55 TUE	Ar Hinkle	3.56 "	2.25 "	
7.05 TUE	1.07 WED	" Arlington		1.07 "	
f 7.33 TUE	2.30 WED	" The Dalles	2.15 "	12.03 MON	
9.00 TUE	3.17 WED	Ar Hood River	f 1.44 "	11.24 SUN	
	5.00 WED	Lv Portland	12.30 SUN	10.00 SUN	
9.30 TUE	9.30 WED	Lv Portland	12.25 SUN	9.30 SUN	
12.27 TUE	12.27 WED	Ar Tacoma	9.21 "	6.26 SUN	
1.30 TUE	1.30 WED	Ar Seattle (P.S.T.)	8.25 SUN	5.30 SUN	

NOS. 105-106—Domeliner CITY OF PORTLAND—DAILY
C. M. St. P. & P. to Omaha; No. 457-460 Portland-Seattle.

Dome Lounge Car.....Chicago—Portland.
Streamlined Sleeping Cars.....Chicago—Portland—Roomettes, Double Bedrooms.
Reclining Seat—
Leg Rest Coaches.....Chicago—Portland—all seats reserved.
Dome Coach.....Chicago—Portland—36 leg rest seats reserved; dome seats not reserved.
Dome Dining Car.....Chicago—Portland—Club and a la carte service.
Buffet-Lounge Car.....Chicago—Portland—cafeteria meal service, snacks and beverages. (Operates approx. June 15 to Sept. 2nd).

Nos. 7-17-18-8—Daily
C. M. St. P. & P. No. 19-20 — Omaha; U. P. No. 7-8 — Green River; No. 17-18 — Portland.

Reclining Seat Coaches.....Chicago and Omaha—Portland—requires car to change at Omaha and Cheyenne. Seats not reserved.
Buffet-Lounge Car.....Green River—La Grande—cafeteria meal service, snacks and beverages.

(See Table F for sleeping car equipment Train 17-18).

WESTERN TOUR VACATIONS

Carefree, Personally Escorted, All-Expense

All-Expense Escorted Tours are the ideal way to relaxing, carefree, enjoyable vacations. All reservations are arranged in advance—no travel details to worry about—you know the cost before you start—and you enjoy the companionship of congenial people.

The Union Pacific operates a variety of all-expense escorted tours to many of the West's most scenic attractions. Let us tell you about them! Ask your nearest Union Pacific representative or write to the Department of Tours, Union Pacific Railroad, One South LaSalle Street, Chicago, Ill., 60603.

UNION PACIFIC DEPARTMENT OF TOURS

♦♦ Motor bus. Only bus tickets purchased locally will be honored.
♦ Limited handling of checked baggage on Trains 105-106; consult agent.
* Daily train No. 457-458. † Daily Train No. 460.
(C.S.T.) Central Standard time. (M.S.T.) Mountain Standard time. (P.S.T.) Pacific Standard time.
Time from 12.01 midnight to 12.00 noon shown in light face type.
Time from 12.01 noon to 12.00 midnight shown in heavy face type.

We solicit your kind consideration and cooperation

PLEASE DON'T BE A "NO SHOW." (A "no show" is the person who reserves coach or Pullman accommodations in advance and then fails to cancel out when his plans change.)

So that we may serve you better, please be sure to cancel reservations promptly when it is found you will not use the space you have reserved.

We can then serve you and others better by not having any space go unused.

ST. LOUIS and KANSAS CITY — LOS ANGELES via Denver

WESTBOUND—Read Down			EASTBOUND—Read Up					
"Las Vegas Holiday" Special 115 Example	Domeliner City of Los Angeles 103 Daily Example	Train 17-7-5 Daily Example	Domeliner City of St. Louis 209-9 Daily Example	Table E Condensed Schedules All Trains Daily	Domeliner City of St. Louis 10-210 Daily Example	Train 6-8-18 Daily Example	Domeliner City of Los Angeles 104 Daily Example	"Las Vegas Holiday" Special 116 Example
Operates Fri. and Sun. Except Daily June 14 thru Sept. 12 and Dec. 26 thru Jan. 2.	Operates from Chicago via Omaha	7.30 MON	9.20 SUN	Lv St. Louis (N&W) (C.S.T.)	Ar	2.40 TUE		
Tickets not accepted for travel between stations in California	9.20 MON	8.14 MON	9.59 SUN	Ar Kansas City	Lv	9.40 TUE		
Advance Coach Seat Reservations and Buffet Meal Coupons Required on No. 115	10.50 MON	8.47 "	10.27 "	" Lawrence	Ar	9.05 TUE	11.10 TUE	Operates Fri. and Sun. Except Daily June 14 thru Sept. 12 and Dec. 26 thru Jan. 2.
	12.37 MON	9.43 "	11.20 "	" Topeka	Lv	7.59 "	10.01 "	
	2.50 MON	10.12 "	11.49 SUN	" Manhattan	Ar	7.33 "	9.30 "	
	3.00 MON	11.14 "	12.45 MON	" Junction City	Ar	6.43 "	8.33 "	
	4.50 MON	11.14 "	2.49 "	" Salina	Ar	6.10 "	8.08 "	
	6.40 MON	12.26 "	1.59 "	Ar Ellis (C.S.T.)	Lv	5.02 "	7.06 "	
	8.20 MON	1.40 "	3.07 "	Lv Ellis (M.S.T.)	Ar	2.49 "	4.45 "	
	9.30 MON	6.10 "	7.50 "	Ar Oakley	Lv	1.44 "	3.40 "	
	12.10 TUE	6.45 "	8.20 "	Ar Denver	Lv	12.32 TUE	2.22 "	Operates via Omaha to Chicago
		7.43 "	9.13 "	Lv Denver	Ar	8.20 MON	10.15 "	Tickets not accepted for travel between stations in California
		8.50 "	10.20 "	" La Salle	Lv	7.55 "	9.45 "	
		9.20 "	11.25 "	" Greeley	Ar		1.00 MON	
		10.55 MON	1.20 TUE	Ar Cheyenne	Lv	6.40 "	8.42 "	
		1.05 TUE	3.25 "	Lv Cheyenne	Ar		7.35 "	
		3.35 TUE	5.20 "	" Laramie	Lv		7.00 "	
		4.05 WED	7.00 "	" Rawlins	Ar		5.40 "	
		6.02 WED	8.30 "	Ar Green River	Lv		3.30 "	
		7.50 WED	10.00 "	Lv Green River	Ar		12.50 "	
		8.30 WED	12.10 TUE	" Evanston	Lv		12.40 "	
		8.45 MON	12.10 TUE	Ar Ogden	Ar		10.59 "	
		2.45 TUE		Lv Ogden	Ar		9.25 "	
				Ar Salt Lake City	Lv		8.30 "	
				Lv Salt Lake City	Ar		7.35 "	
				" Milford	Lv		6.00 "	
				Ar Lund	Lv		1.45 "	
				Ar Cedar City (Gateway to Utah-Ariz. Natl. Parks)	Lv		1.00 MON	
				Lv Cedar City (Gateway to Utah-Ariz. Natl. Parks)	Ar		4.00 MON	
				Lv Lund	Ar		1.00 MON	
				Ar Callente (M.S.T.)	Lv		11.00 MON	
				" Las Vegas (P.S.T.)	Ar		12.55 MON	
				Lv Las Vegas	Ar		7.10 "	
				" Barstow	Ar		6.50 "	
				Ar San Bernardino	Lv		2.30 "	
				" Riverside	Ar		12.25 MON	
				" Pomona	Ar		3.30 "	
				" East Los Angeles	Ar		11.50 SUN	
				Ar Los Angeles (P.S.T.)	Lv		11.07 "	
				Ar Alhambra	Lv		10.35 "	
				" Pasadena	Lv		1.55 "	
				" Glendale (City)	Lv		10.15 SUN	
				Ar Anaheim (Stops at Disneyland Hotel)	Lv		1.50 SUN	
				Ar Orange (Santa Ana)	Lv		1.30 SUN	
				Ar Long Beach	Lv		11.25 SUN	
				Ar San Pedro (P.S.T.)	Lv		11.50 SUN	

NO. 209-9; 10-210—Domeliner CITY OF ST. LOUIS—DAILY
N & W 209-210—Kansas City; No. 9-10—Los Angeles

Dome Lounge Car.....Ogden—Los Angeles. For sleeping car passengers.
Streamlined Sleeping Cars.....St. Louis—Los Angeles—6 Roomettes, 4 Double Bedrooms, 6 Sections.
Kansas City—Los Angeles—10 Roomettes, 6 Double Bedrooms.
St. Louis—Ogden—10 Roomettes, 6 Double Bedrooms (S.P. No. 101-102—San Francisco).
Kansas City—Denver—6 Sections, 6 Roomettes, 4 Double Bedrooms.

Dome Coach.....St. Louis—Los Angeles—36 leg rest seats reserved; dome seats not reserved.

Reclining Seat—
Leg Rest Coaches.....St. Louis—Los Angeles.
(All Seats Reserved) St. Louis and Kansas City—Ogden (S.P. 101-102—San Francisco).

Club Lounge Car.....St. Louis—Los Angeles.
Dining Car.....Club and a la carte service.

NO. 17-7-5; 6-8-18—DAILY
No. 17-18—Cheyenne; No. 7-8—Ogden; No. 5-6—Los Angeles.

Streamlined Sleeping Car; Las Vegas—Los Angeles—Sections, Roomettes, Double Bedrooms. (Occupancy at Los Angeles until 7:00 a.m.)

Reclining Seat Coaches.....Kansas City—Los Angeles (Requires car to car change at Cheyenne). Seats not reserved.
Buffet-Lounge Car.....Green River—Las Vegas—cafeteria meal service, snacks and beverages.

NO. 103-104—Domeliner CITY OF LOS ANGELES—DAILY
(See Table A, Page 6 for equipment).

NO. 115-116—Streamliner "LAS VEGAS HOLIDAY" SPECIAL
Special All-Expense Package including buffet meals and coach seat reservation. Consult Agent.

(See Table A, Page 6 for equipment).

☐ Runs via Cut-Off; not via Cheyenne.
☒ Conditional stop; see Table 30.
♦ Motor bus between Lund and Cedar City.
♦♦ Motor bus connections with main line trains at East Los Angeles. See tables 7, 8 and 9 for complete information on bus schedules to and from East Los Angeles.

Union Pacific Motor Coach Service TO AND FROM EAST LOS ANGELES, CALIF.

- The Union Pacific maintains a passenger station at East Los Angeles, from which it operates motor coaches direct to Glendale, Pasadena, Alhambra, San Pedro, Long Beach, Disneyland Hotel, Anaheim, Orange, Fullerton, La Habra, Whittier and intermediate points. See Tables 7, 8 and 9 on page 18 for local schedules of all motor coaches.
- Passengers ticketed for those places may leave train at East Los Angeles where waiting motor coaches will take them direct to destination without extra charge. These motor coaches also deliver eastbound passengers to the East Los Angeles station.

ST. LOUIS—KANSAS CITY—PORTLAND—SEATTLE via Denver

Table F: Condensed Schedules All Trains Daily. Includes routes for Westbound (Read Down) and Eastbound (Read Up) with departure and arrival times for various cities like St. Louis, Kansas City, Denver, and Seattle.

NO. 17-18—PORTLAND ROSE—DAILY
Streamlined Sleeping Cars Denver—Portland—Sections, Roomettes, Double Bedrooms. (Occupancy until 7:30 a.m.)
Reclining Seat Coaches... Kansas City—Portland.
Buffet-Lounge Car... Green River—La Grande—cafeteria meal service, snacks and beverages.
NO. 209-9; 10-210—Domeliner—CITY OF ST. LOUIS—DAILY
See Table H for equipment between St. Louis and Denver.
NO. 105-106—Domeliner—CITY OF PORTLAND—DAILY
Dome Lounge Car... Denver—Portland.
Streamlined Sleeping Cars Denver—Portland—Roomettes, Double Bedrooms.
Dome Coach... Denver—Portland—36 leg rest seats reserved; dome seats not reserved.
Reclining Seat—Leg Rest Coaches... Denver—Portland—all seats reserved.
Dome Dining Car... Denver—Portland—Club and a la carte service.
Buffet-Lounge Car... Denver—Portland. Cafeteria meal service, snacks and beverages. (Operates approx. June 15 to Sept. 2nd).

ST. LOUIS—KANSAS CITY—SAN FRANCISCO via Denver

Table G: Condensed Schedules All Trains Daily. Includes routes for Westbound (Read Down) and Eastbound (Read Up) with departure and arrival times for various cities like St. Louis, Kansas City, Denver, and San Francisco.

Passengers use Motor Bus between trainside at Oakland (16th Street) and San Francisco (3rd and Townsend Station) via the Bay Bridge, affording a panoramic view of the San Francisco Bay area.
NO. 209-9-101; 102-10-210—Domeliner—CITY OF ST. LOUIS—CITY OF SAN FRANCISCO—DAILY
N & W No. 209-210—Kansas City; No. 9-10—Ogden; S. P. No. 101-102—San Francisco.
Coach Seat Reservation Charge—See Page 28.
Dome Lounge Car... Ogden—San Francisco.
Streamlined Sleeping Cars St. Louis—San Francisco—10 Roomettes, 6 Double Bedrooms.
St. Louis—Ogden—6 Roomettes, 4 Double Bedrooms, 6 Sections (No. 9-10—Los Angeles).
Kansas City—Denver—6 Sections, 6 Roomettes, 4 Double Bedrooms.
Dome Coach... St. Louis—Ogden (No. 9-10—Los Angeles), 36 leg rest seats reserved; dome seats not reserved.
Reclining Seat—Leg Rest Coaches... St. Louis—San Francisco. Kansas City—San Francisco. St. Louis—Ogden (No. 9-10—Los Angeles).
Club Lounge Car... St. Louis—Ogden—for coach passengers.
Dining Car... Club and a la carte service.
♦ Motor bus. Only bus tickets purchased locally will be honored.
■ Ashton, Idaho is western gateway to Yellowstone National Park, Victor, Idaho is southern gateway to Grand Teton and Yellowstone National Parks. Trains 47 and 48 serve Ashton and Victor during summer season June 15 through August 20.
□ Conditional stop; see Table 24. □ Conditional stop; see Table 30.
▲ On the S. P. limited hauling of checked baggage; consult agent.

ST. LOUIS—KANSAS CITY—DENVER

Table H: Condensed Schedules All Trains Daily. Includes routes for Westbound (Read Down) and Eastbound (Read Up) with departure and arrival times for various cities like St. Louis, Kansas City, and Denver.

DENVER—SALT LAKE CITY

Table J: Condensed Schedules All Trains Daily. Includes routes for Westbound (Read Down) and Eastbound (Read Up) with departure and arrival times for various cities like Denver and Salt Lake City.

ST. LOUIS—KANSAS CITY—DENVER—SPOKANE

Table K: Condensed Schedules All Trains Daily. Includes routes for Westbound (Read Down) and Eastbound (Read Up) with departure and arrival times for various cities like St. Louis, Kansas City, Denver, and Spokane.

Spokane is the gateway to the great Inland Empire of Washington. See Grand Coulee Dam, the great fruit orchards of Washington, and many scenic attractions.
□ Runs via Cut-Off; not via Cheyenne.
♦ Motor Bus, Rail tickets honored.
+ Checked baggage not handled to or from station at Kansas City, Kans.
□ Conditional stop; see Tables 24 or 30. (C.S.T.) Central Standard Time. (M.S.T.) Mountain Standard Time. (P.S.T.) Pacific standard Time.
Time from 12.01 midnight to 12.00 noon shown in light face type.
Time from 12.01 noon to 12.00 midnight shown in heavy face type.

CHICAGO-ST. LOUIS-KANSAS CITY-DENVER-ASHTON-YELLOWSTONE-VICTOR

Table L Summer Season All Trains Daily. Includes routes for Chicago (CST), Omaha, St. Louis, Kansas City, Denver, M.S.T., Green River, Ogden, and Victor. Lists departure and arrival times for various days of the week.

105-47 CITY OF PORTLAND-PARK SPECIAL-DAILY. C. M. St. P. & P. No. 105 to Omaha; No. 105 to Poccatello; No. 47 Poccatello to Victor. Club Lounge Service... Chicago to Victor. Streamlined Sleeping Cars... Chicago to Poccatello—Bedrooms, Roomettes, Roomettes, Roomettes, 6 Dbl. Bdrm. (from Salt Lake). Reclining Seat Coaches... Chicago to Poccatello—all reserved; Poccatello to Victor—not reserved. Dome Dining Car... Chicago to Poccatello. Buffet-Lounge Car... Chicago to Poccatello—Cafeteria meal service, snacks and beverages. (Operates approx. June 15 to Sept. 2nd).

LOS ANGELES-SALT LAKE CITY-ASHTON-YELLOWSTONE-VICTOR-BUTTE

Table O Condensed Schedules All Trains Daily. Includes routes for Los Angeles (P.S.T.), East Los Angeles, Riverside, San Bernardino, Barstow, Las Vegas, Las Vegas (P.S.T.), Callente (M.S.T.), Lund, Milford, Lynndyl, Salt Lake City, Salt Lake City, Ogden, Ogden, Poccatello, Poccatello, Blackfoot, Idaho Falls, Idaho Falls, St. Anthony, Ashton, Ashton, Victor, Idaho Falls, Dubois, Spencer, Lima, Lima, Red Rock, Dillon, Melrose, Silver Bow, and Butte (M.S.T.).

NO. 6-35-BUTTE SPECIAL-DAILY. No. 6 to Salt Lake City; No. 35 to Butte. Streamlined Sleeping Cars... Los Angeles to Las Vegas—Sections, Bedrooms, Rmettes. Streamlined Sleeping Car... Salt Lake City to Butte—4 Sec., 6 Rmte., 4 Dbl. Bdrm. Snack and beverage service. Reclining Seat Coaches... Los Angeles to Salt Lake City—not reserved. Salt Lake City to Butte—not reserved. Buffet-Lounge Car... Las Vegas to Salt Lake City—cafeteria meal service, snacks and beverages.

Footnotes for Page 12. (f) Stops only on signal. Operates only during Yellowstone-Grand Teton National Parks season, June 15 through August 20. (C.S.T.) Central standard time. (M.S.T.) Mountain standard time. (P.S.T.) Pacific standard time. Time from 12.01 noon to 12.00 midnight shown in heavy face type.

LOS ANGELES-SPOKANE-PORTLAND Via Shoshone(SUN VALLEY)-Boise-Nampa

Table R Condensed Schedules All Trains Daily. Includes routes for Los Angeles (P.S.T.), East Los Angeles, Las Vegas (PT), Salt Lake City (MST), Salt Lake City (M.S.T.), Ogden, Green River, Green River, Poccatello, Poccatello, Shoshone, Sun Valley, Sun Valley, Shoshone, Boise, Nampa, Huntington (M.S.T.), Huntington (P.S.T.), Baker, La Grande, Pendleton, The Dalles, Hinkle, Hinkle, Wallula, Spokane (P.S.T.), Hinkle, and Portland (P.S.T.).

Equipment for Table R. NO. 104-105-(Bus)-CITIES OF LOS ANGELES-PORTLAND-DAILY. NO. 106-(19)-103-CITIES OF PORTLAND-LOS ANGELES-DAILY. NO. 6-35-11-DAILY. NO. 12-36-5-DAILY.

SALT LAKE CITY-BOISE-PORTLAND-SEATTLE

Table T Condensed Schedules All Trains Daily. Includes routes for Salt Lake City (M.S.T.), Ogden, Green River, Green River, Poccatello, Poccatello, Shoshone, Sun Valley, Sun Valley, Shoshone, Boise, Nampa, Huntington (M.S.T.), Huntington (P.S.T.), Baker, La Grande, Pendleton, The Dalles, Portland, Tacoma, and Seattle (P.S.T.).

Equipment for Table T. NO. 104-105-457-CITIES OF LOS ANGELES-PORTLAND-DAILY. NO. 460-106-103-CITIES OF PORTLAND-LOS ANGELES-DAILY. NO. 35-11-DAILY. NO. 12-36-DAILY.

CHICAGO-OMAHA-DENVER-SPOKANE Walla Walla-Lewiston-Moscow-Pullman

Table S Condensed Schedules All Trains Daily. Includes routes for Chicago (C.T.), O.M. St. P. & P., Omaha (Un.on Pacific), North Platte (C.T.), North Platte (M.T.), Denver, Denver, Poccatello, Boise, Huntington (M. T.), Huntington (P. T.), Hinkle, Pendleton, Hinkle, Spokane, Hinkle, Pendleton, Walla Walla, Lewiston, Moscow, and Pullman.

Conditional stop; see Table 20. Motor Bus. This service is provided passengers arriving or departing Shoshone and holding proper tickets to and from Sun Valley. No bus service during period Sun Valley is closed Oct. 15 to Dec. 19 and Apr. 19 to May 5. (M.S.T.) Mountain Standard time.

Equipment for Table S. NO. 105-Domeliner CITY OF PORTLAND-DAILY. NO. 106-Domeliner CITY OF PORTLAND-DAILY. Includes details for Dome Lounge Car, Streamlined Sleeping Cars, Reclining Seat Coaches, Dome Coach, Dome Dining Car, Buffet-Lounge Car, and Coffee Shop-Lounge Car.

Via Western Greyhound Bus north of Pendleton, rail tickets honored. (C.T.) Central time. (M.T.) Mountain time. (P.T.) Pacific time. Time from 12.01 midnight to 12.00 noon shown in light face type. Time from 12.01 noon to 12.00 midnight shown in heavy face type.

PORTLAND — HINKLE — SPOKANE

Table U: All Trains Daily - Pacific Standard Time. 18-Bus, 19-11. Includes routes to Portland, Hood River, The Dalles, Arlington, Hinkle, Pendleton, Wallula, Ayer, Marengo, Cheney, Spokane.

PORTLAND, TACOMA AND SEATTLE

Table W: All Trains Daily. 459 Daily, 407 Daily, 457 Daily, 460 Daily, 408 Daily, 458 Daily. Includes routes to Portland, Kelso-Longview, Chehalis, Centralia, Tacoma, Seattle.

ASHTON (Yellowstone) — VICTOR (Grand Teton — Yellowstone National Parks) — POCATELLO — PORTLAND

Table Z: Summer Season All Trains Daily. No. 48-17 Example, No. 18-47 Example. Includes routes to Victor, Ashton, Pocatello, Shoshone, Portland.

Equipment for Table Z. NO. 48-17—PARK SPECIAL—PORTLAND ROSE—DAILY. Lounge Car Service, Streamlined Sleeping Car, Reclining Seat Coaches, Buffet-Lounge Car.

BAGGAGE ALLOWANCE-150 POUNDS

One hundred and fifty (150) pounds of baggage may be checked to destination on each full fare ticket, 75 pounds for each half-fare ticket for only 25 cents for each hand bag, 50 cents for each trunk.

Arrives, departs Seattle Union Depot. Arrives, departs Seattle King Street Station. Rail station is at Kelso. Motor Bus, Rail tickets honored.

Equipment for Table U. NO. 18-Bus—SPOKANE—DAILY. Reclining Seat Coaches. NO. 19-11—SPOKANE—DAILY. Reclining Seat Coaches. Equipment for Table W NORTHBOUND. NO. 457—DAILY. Club-Lounge Car. Streamlined Sleeping Cars. Reclining Seat Coaches. Dining Car. SOUTHBOUND. NO. 460—DAILY. Reclining Seat Coaches. Sandwich Service. NO. 408—DAILY. Parlor Car. Streamlined Sleeping Cars. Reclining Seat Coaches. Dining Car. NO. 458—DAILY. Club-Lounge Car. Reclining Seat Coaches. Dining Car.

Equipment for Table U. NO. 18-Bus—SPOKANE—DAILY. Reclining Seat Coaches. NO. 19-11—SPOKANE—DAILY. Reclining Seat Coaches. Equipment for Table W NORTHBOUND. NO. 457—DAILY. Club-Lounge Car. Streamlined Sleeping Cars. Reclining Seat Coaches. Dining Car. SOUTHBOUND. NO. 460—DAILY. Reclining Seat Coaches. Sandwich Service. NO. 408—DAILY. Parlor Car. Streamlined Sleeping Cars. Reclining Seat Coaches. Dining Car. NO. 458—DAILY. Club-Lounge Car. Reclining Seat Coaches. Dining Car.

Rail Travel Credit Cards

Now any person or company with proper credit may arrange for a convenient Charge-it Card. They are good on Union Pacific and many other railroads; can be used not only for rail and sleeping car tickets, but for services in dining cars and club lounge cars, if latter not prohibited by State law.

Call R·E·A EXPRESS FOR EAGER-BE AVER SERVICE. Includes logo for RAILWAY EXPRESS AGENCY and illustration of a man with a cart.

Ashton, Idaho is western gateway to Yellowstone National Park. Victor, Idaho is southern gateway to Grand Teton-Yellowstone National Parks. Trains 47 and 48 operate from June 15 to August 20 for arrival and departure Victor and Ashton.

Chicago and Omaha to Colorado, Utah, California and Pacific Northwest

Table No. 1: The Overland Route. WESTBOUND—Read Down and EASTBOUND—Read Up. Includes routes to Chicago, Elgin, Davis Jct., Savanna, Marion, Tama, Perry, Manilla, Council Bluffs, Omaha, Alda, Wood River, Shelton, Gibbon, Kearney, Odessa, Elm Creek, Overton, Lexington, Darr, Cozad, Gothenburg, Brady, Maxwell, Gannett, North Platte, Hershey, O'Fallons, Sutherland, Paxton, Roscoe, Ogallala, Brule, Big Springs, Julesburg, Chappell, Lodge Pole, Sunol, Sidney, Potter, Dlx, Kimball, Bushnell, Pine Bluffs, Egbert, Burns, Hillsdale, Durham, Cheyenne, Fort Warren.

Railroad Transfer Service PASSENGERS—BAGGAGE CHICAGO, ILL. THERE IS NO EXTRA CHARGE. FOR TRANSFERRING BETWEEN CHICAGO STATIONS. The transfer coupon on your through ticket entitles you to a transfer of luggage and a comfortable ride in a railroad transfer service temperature controlled coach from your incoming Chicago train to your outgoing station at no cost. SPECIAL LUGGAGE SERVICE. If you have three hours or more between trains, you can give your luggage to the railroad transfer service agent upon arrival, before boarding coaches, and pick it up at the parcel room of the outgoing station. The charge will be the usual parcel room checking fee, plus 25 cents.

For explanation of reference marks, see page 16.

Chicago and Omaha to Colorado, Utah, California and Pacific Northwest

Table No. 2 The Overland Route. WESTBOUND—Read Down and EASTBOUND—Read Up. Includes routes from Chicago and Omaha to various destinations like Cheyenne, Denver, and Salt Lake City.

Footnotes for Tables 1 and 2. Contains detailed instructions regarding passenger services, baggage handling, and ticketing for the routes.

Between Chicago, Omaha, Denver, Ogden, Salt Lake City and Los Angeles

Table No. 3 The Overland Route. WESTBOUND—Read Down and EASTBOUND—Read Up. Includes routes between Chicago, Omaha, Denver, Ogden, Salt Lake City, and Los Angeles.

Footnotes for Table 3. Contains detailed instructions regarding passenger services, baggage handling, and ticketing for the routes.

Low Family Fares in effect daily. Good in sleeping cars and coaches.

Between Chicago, Omaha, Denver, Ogden, Salt Lake City and Los Angeles

Table No. 3 (Continued) The Overland Route Pacific Standard Time. WESTBOUND—Read Down and EASTBOUND—Read Up. Includes train numbers, departure times, and station names like Las Vegas, Chicago, Omaha, Denver, Ogden, Salt Lake City, and Los Angeles.

Footnotes for Tables 5 to 11, Inclusive. † Daily except Sunday. ‡ No. 306 leaves Provo daily except Saturdays.

▲ Daily motor coach service of the Union Pacific Stage Co. shown in tables 7, 8 and 9, is operated over public highways. Rail tickets honored.

† Stops to pick up revenue passengers when advance notice is given to U.P. ticket agent at East Los Angeles.

E Stops to let off passengers, and to pick up passengers upon advance notice to U.P. ticket agent at Long Beach.

◆ Motor bus connections with main line trains at East Los Angeles.

□ Las Vegas—Tonopah—Reno Stage Line, Inc.—Rail revenue tickets honored.

NOTE—For sleeping car and other equipment between Chicago—Cedar City, St. Louis—Cedar City and Los Angeles—Cedar City, see Condensed Tables A and E, pages 6 and 9.

See tables 7, 8 and 9 on this page, for more complete motor bus schedules to and from East Los Angeles.

Salt Lake City—Provo—Lyndyl. Table No. 5 Mountain Standard Time. Includes train numbers, departure times, and station names like Salt Lake City, Provo, and Lyndyl.

East Los Angeles—Pasadena—Glendale. Table No. 7 Pacific Time. Includes motor bus numbers, departure times, and station names like East Los Angeles, Pasadena, and Glendale.

East Los Angeles—Long Beach—San Pedro. Table No. 8 Pacific Time. Includes motor bus numbers, departure times, and station names like East Los Angeles, Long Beach, and San Pedro.

East Los Angeles—Whittier—Anaheim. Table No. 9 Pacific Time. Includes motor bus numbers, departure times, and station names like East Los Angeles, Whittier, and Anaheim.

Salt Lake City—Lund—Cedar City—Los Angeles. Table No. 6 Mountain Standard Time. Includes train numbers, departure times, and station names like Salt Lake City, Lund, Cedar City, and Los Angeles.

Las Vegas—Boulder City—Hoover Dam—Lake Mead. Table No. 10 Pacific Time. Includes schedule numbers, departure times, and station names like Las Vegas, Boulder City, Hoover Dam, and Lake Mead.

Las Vegas—Phoenix—Tucson (Las Vegas—Tonopah—Reno Stage Line). Table No. 11. Includes bus numbers, departure times, and station names like Las Vegas, Phoenix, and Tucson.

○ Local freight with caboose for passengers.

▲ Motor bus between Lund and Cedar City, gateway to Zion, Bryce Canyon, Grand Canyon National Parks. During Park Season June 13—Sept. 6, additional Motor bus will leave Lund 1:15 P.M., arriving Cedar City 2:15 P.M.; and leave Cedar City 1:30 P.M., arriving Lund 2:30 P.M.

K Local freight with caboose for passengers operates from Provo 11 A.M. Mon., Wed., Fri., and from Lyndyl 11 A.M. Tue., Thu., Sat.

For equipment, see pages 6 to 14 inclusive.

For explanation of reference marks in table 3, see page 17; in tables 5 to 11, see top of this page.

Chicago, Omaha, Ogden and San Francisco

Table No. 14 The Overland Route. WESTBOUND Read Down and EASTBOUND Read Up. Includes train numbers, departure times, and station names like Chicago, Omaha, Ogden, and San Francisco.

(f) Stops only on signal. □ Via Cut-off; not via Cheyenne. △ Limited handling of checked baggage on these trains; consult agent. ○ Between Omaha and Laramie Nos. 27 and 28 carry only a rider coach for passengers; no dining car; no sleeping car. Coach seat reservation charge between Laramie and San Francisco. ■ Leaves and arrives from Third Street station. ◆ Mileage shown on mile posts is from Council Bluffs. See General Information, page 2. ▲ See page 26 for motor bus connections with U. P. trains at Omaha, Fremont, Columbus and Grand Island.

Chicago, Omaha and Denver

Table No. 17 The Overland Route All Trains Daily. WESTBOUND—Read Down and EASTBOUND—Read Up. Includes train numbers, departure times, and station names like Chicago, Omaha, and Denver.

(C.S.T.) Central standard time. (M.S.T.) Mountain standard time. (P.S.T.) Pacific standard time.

Between Chicago, Omaha and Spokane, Portland, Tacoma and Seattle

Table No. 20 The Overland Route. WESTBOUND-Read Down. EASTBOUND-Read Up. Includes routes from Chicago to Omaha, Cheyenne, St. Louis, Denver, Cheyenne, and further to Pocatello, Salt Lake City, and Shoshone.

Footnotes for Pages 20 and 21

Motor bus. This service is provided passengers arriving or departing Shoshone and holding proper tickets to and from Sun Valley, Idaho. No bus service during period Sun Valley is closed Oct. 15 to Dec. 19 and Apr. 19 to May 5.

Between Chicago, Omaha and Spokane, Portland, Tacoma and Seattle

Table No. 20 (Continued) The Overland Route. WESTBOUND-Read Down. EASTBOUND-Read Up. Includes routes from Spokane, Hinkle, and further to Portland, Tacoma, and Seattle.

Footnotes for Pages 20 and 21

(Continued from page 20) Bus from Pendleton. Stops to let off paying passengers from Vancouver and beyond; also to take for points beyond Seattle.

Between Portland, Tacoma and Seattle

Table No. 20A Continued. Pacific Standard Time. Includes routes between Portland, Tacoma, and Seattle.

Portland-Olympia-Aberdeen-Hoquiam

Table No. 21 (Pacific Standard Time). Includes routes between Portland, Olympia, Aberdeen, and Hoquiam.



BY THE FINEST RAILWAY- UNION PACIFIC

St. Louis, Kansas City, and Denver

Table No. 24 The Overland Route. WESTBOUND Read Down, EASTBOUND Read UP. Includes routes to Kansas City, Topeka, Lawrence, and other stops.

Denver, Cheyenne and Salt Lake City

Table No. 30 The Overland Route. WESTBOUND Read Down, EASTBOUND Read UP. Includes routes to Cheyenne, Laramie, and Green River.

Distance between Denver and Salt Lake City via cut-off is 613 miles; via Cheyenne is 625 miles.

Solomon - Beloit, Kansas City - Salina Plainville - Oakley, and Kansas City - Salina McPherson. Includes Table No. 26, 27, and 28.

Echo - Coalville - Park City, Laramie - Centennial - Walden, and Walcott - Saratoga Encampment. Includes Table No. 32, 33, and 34.

Denver - La Salle - Greeley - Ft. Collins

Table No. 31 (Mountain Standard Time). Includes routes to La Salle, Greeley, and Ft. Collins.

Salt Lake City, Ogden, Pocatello, Ashton - Yellowstone, Victor and Butte

Table No. 36 The Overland Route. WESTBOUND Read Down, EASTBOUND Read UP. Includes routes to Ogden, Pocatello, Ashton, and Victor.

Cache Junction - Logan - Preston

Table No. 37. Includes routes to Logan and Preston.

Salt Lake-Ashton-Yellowstone (Summer Season)

Table No. 39. Includes routes to Ashton and Pocatello.

Salt Lake-Idaho Falls-Ashton-Victor

Table No. 40. Includes routes to Idaho Falls and Victor.

FOR BUSINESS OR PLEASURE RELAX ON A TRAIN - RENT A CAR - AVIS OR HERTZ AT YOUR DESTINATION

Footnotes for Pages 22 and 23. A Stops to take on or to let off paying passengers. B Stops to take paying passengers for Denver and beyond. C Stops to let off paying passengers from Denver and beyond. D Stops to let off paying passengers; also to take for Idaho Falls or beyond. E Stops to take paying passengers; also let off from Idaho Falls or beyond. F Stops to let off paying passengers from Granger or beyond, also to take paying passengers for Denver or beyond. G Freight service only. H Stops to let off paying passengers from Topeka, Lawrence and Kansas City or beyond; also to take for Denver or beyond. I Stops to let off paying passengers from Denver or beyond; also to take for Kansas City or beyond. J Stops to let off paying passengers for points on the Solomon-Beloit branch; also to take for Denver and beyond. K Stops to take paying passengers for Denver or beyond; also to let off paying passengers from Salina and east thereof. L Stops to let off paying passengers from Denver and beyond; also to take for Salina and east thereof where train is scheduled to stop. W Conditional stop; see table 2. X Stops to let off paying passengers from Denver and beyond; also to take for Topeka, and for Kansas City and beyond. Y Stops to let off paying passengers from east of Denver; also to take for Laramie or scheduled stops beyond. (f) Stops only on signal. † Daily except Sunday. * Daily. ◇ Via cut-off; not via Cheyenne. □ Mixed train. # No. 105 stops to take paying passengers for Pocatello or beyond. + Checked baggage not handled to or from station at Kansas City, Kans. * Nos. 35 and 36 between Salt Lake City and Pocatello, Nos. 47 and 48 between Pocatello and Victor, operate into and out of Victor via Ashton only during Yellowstone Park and Grand Teton Park summer season, from June 15 through August 20. • Local freight with caboose only. ♦ Connecting motor bus between Ashton and Old Faithful for passengers holding Yellowstone Park tour transportation only. Breakfast stops at Knotty Pine Restaurant West Yellowstone on inbound trip.

Union Pacific Branch Lines

Omaha-No. Platte-So. Torrington

Table 42 Central Time. Omaha Neb. Ar. *11.00 *11.00. Mountain Time. *6.30 *4.15. Omaha No. Platte Ar. 6.35 5.35. O'Fallons Ar. 7.15 6.00. Coker Ar. 7.20 6.05. Sarben Ar. 7.41 6.18. Nevens Ar. 7.58 6.27. Keystone Ar. 8.20 6.41. Martin Ar. 8.35 6.51. Lemoyne Ar. 8.50 7.01. Belmar Ar. 9.05 7.10. Ruthton Ar. 9.14 7.18. Lewellen Ar. 9.45 7.32. Oshkosh Ar. 10.35 7.51. Lisco Ar. 11.20 8.12. Broadwater Ar. 11.45 8.34. Towers Ar. 12.03 8.47. Northport Ar. 12.35 8.57. Mobler Ar. 12.55 9.09. So. Bayard Ar. 1.01 9.18. McGrew Ar. 1.10 9.27. Melbeta Ar. 1.20 9.37. Gering Ar. 1.35 9.55. Gering Ar. 1.50 10.05. Haig Ar. 1.15 10.14. So. Mitchell Ar. 1.25 10.20. So. Morrill Ar. 1.45 10.31. Lyman Neb. Ar. 1.50 10.40. Huntley Wyo. Ar. 1.00 10.50. Ar Yoder Wyo. Ar. 1.05 11.05. Ar Yoder Wyo. Ar. 1.10 11.10. Veteran Ar. 1.23 11.20. Cottler Ar. 1.24 11.32. Ar So. Torngt'n Ar. 1.25 11.40. Ar Yoder Wyo. Ar. 1.182. Hawk Sprgs. Ar. 1.204. Tremain Ar. 211. Albin Ar. 230. Lindbergh Ar. 244. Egbert Ar. 276. Ar Cheyenne Ar. 276.

Central City—Valparaiso

Table 45 Central Time. Cent'l City Neb. Ar. 0 Lv Heber Ar. 13 Hordville Ar. 17 Polk Ar. 23 Stromsburg Ar. 28 Osceola Ar. 36 Shelby Ar. 43 Rising City Ar. 53 David City Ar. 62 Brainard Ar. 76 Ar Valparaiso Ar. Lv.

Columbus—Spalding

Table 46 Central Time. Columbus Neb. Ar. 0 Lv Oconee Ar. 9 Monroe Ar. 14 Genoa Ar. 21 Fullerton Ar. 28 Belgrade Ar. 34 Cedar Rapids Ar. 51 Primrose Ar. 10.34 Spalding Ar. 65 Ar.

Columbus—Albion

Table 47 Central Time. Columbus Neb. Ar. 0 Lv Oconee Ar. 8.22 Monroe Ar. 8.33 Genoa Ar. 8.49 St. Edward Ar. 9.55 Albion Ar. 10.45 Ar.

Grand Island—Ord

Table 48 Central Time. Gr. Island Neb. Ar. 0 Lv St. Libory Ar. 11 St. Paul Ar. 22 Eiba Ar. 31 Cotesfield Ar. 37 Scotia Ar. 46 North Loup Ar. 49 Ar Ord Neb. Ar. 61 Ar.

Grand Island—Loup City

Table 49 Central Time. Gr. Island Neb. Ar. 0 Lv St. Paul Ar. 22 Dannebrog Ar. 30 Boelus Ar. 41 Rockville Ar. 48 Ar Loup City Ar. Lv.

Lawrence—Leavenworth

Table 50 Central Time. Lawrence Kan. Ar. 0 Lv Tonganoxie Ar. 13 Lansing Ar. 29 Leavenworth Ar. 34 Ar.

Columbus—Norfolk

Table 44 Central Time. Columbus Neb. Ar. 0 Lv Oconee Ar. 9.41 Miller Ar. 10.06 Sumner Ar. 10.20 Eddyville Ar. 10.40 Oconto Ar. 11.13 Callaway Ar. 12.30 Arnold Ar. 1.30 Hoagland Ar. 2.10 Gandy Ar. 2.30 Stapleton Neb. Ar. 102 Ar.

Topeka—Marysville—Grand Island

Table 52 Central Time. Topeka Kan. Ar. 0 Lv Emmett Ar. 27 Onaga Ar. 42 Frankfort Ar. 64 Marysville Ar. 80 Ar Marysville Ar. 85 Herkimer Ar. 95 Hanover Ar. 120 Fairbury Neb. Ar. 134 Alexandria Ar. 144 Belvidere Ar. 151 Carleton Ar. 158 Davenport Ar. 168 Edgar Ar. 176 Fairfield Ar. 185 Glenvil Ar. 194 Hastings Ar. 207 Doniphan Ar. 219 Ar Grand Isld Ar. Lv.

St. Joseph—Marysville

Table 53 Central Time. St. Joseph Mo. Ar. 0 Lv Wathena Kan. Ar. 5 Troy Ar. 14 Robinson Ar. 34 Hiawatha Ar. 54 Morrill Ar. 61 Sabetha Ar. 77 Seneca Ar. 89 Axtell Ar. 99 Beattie Ar. 105 Home Ar. 113 Ar Marysville Ar. Lv.

Blackfoot—Aberdeen—Mackay

Table 56 Mountain Time. Blackfoot Ar. 0 Lv Moreland Ar. 5 Aberdeen Jct. Ar. 7 Rockford Ar. 11 Pingree Ar. 17 Sterling Ar. 27 Aberdeen Ar. 35 Ar. Aberdeen Jct. Ar. 7 Taber Ar. 20 Scoville Ar. 40 Arco Ar. 59 Moore Ar. 67 Darlington Ar. 73 Leslie Ar. 77 Mackay Ar. 85 Ar.

Idaho Falls—Orvin—St. Anthony

Table 57 Mountain Time. Idaho Falls Ar. 0 Lv Orvin Ar. 3 Ken Ar. 4 Lincoln Ar. 5 Iona Ar. 9 Mikami Ar. 14 Ririe Ar. 19 Byrne Ar. 24 Walker Ar. 31 Newdale Ar. 41 St. Anthony Ar. 49 Ar.

Idaho Falls—Ucon—St. Anthony

Table 58 Mountain Time. Idaho Falls Ida. Ar. 0 Lv Ucon Ar. 8 Grant Ar. 12 Lewisville Ar. 16 Menan Ar. 18 Egin Ar. 37 Fairfield Ar. 46 Ar St. Anthony Ar. Lv.

Minidoka—Twin Falls—Buhl—Wells

Table 60 Mountain Time. Salt Lake Utah Ar. *7.30 0. Pocatello Ida. Ar. *4.00 170. Minidoka Ar. *8.40 0. Acequia Ar. *8.28 8. Rupert 61 Ar. *8.20 14. Heyburn Ar. *8.08 22. Burley 62 Ar. *8.04 26. Starb's Ferry Ar. *7.53 34. Milner Ar. *7.29 41. Murtaugh Ar. *7.16 53. Hansen Ar. *7.10 59. Ar Twin Falls Ar. Lv. Twin Falls Ar. 8.20. Ar Buhl Ar. 8.32. Ar Wells Ar. *8.45 74. Ar.

Minidoka—Rupert—Bliss

Table 61 Mountain Time. Minidoka Ida. Ar. *5.30 0. Acequia Ar. *8.28 8. Rupert Ar. *8.20 14. Burley Ar. *8.25 14. Burley Ar. *8.10 23. Twin Falls Ar. *7.10 63. Filer Ar. *7.10 80. Buhl Ar. *5.00 111. Ar Bliss Ar. Lv.

Burley—Declo

Table 62 Mountain Time. Burley Ida. Ar. 0 Lv Declo Ar. 9 Ar.

Nyssa—Homedale—Marsing

Table 64 Mountain Time. Nyssa Ore. Ar. 0 Lv Nyssa Ar. 8 Overstreet Ar. 11 Adrian Ar. 17 Napton Ar. 25 Homedale Ida. Ar. 31 Clayton Ar. 33 Ar Marsing Ar. Lv.

Richfield—Hill City

Table 65 Mountain Time. Shoshone 20 Ida. Ar. 0 Lv Richfield 69 Ar. 15 Rawson Ar. 20 Magic Ar. 27 Macon Ar. 47 Selby Ar. 59 Fairfield Ar. 73 Ar Hill City Ar. Lv.

Nampa—Emmett—McCall

Table 67 Mountain Time. Nampa 20 Ar. 0 Fischer Ar. 9 Middleton Ar. 19 Jenness Ar. 27 Emmett 71 Ar. 41 Montour Ar. 50 Horseshoe Bend Ar. 64 Smith's Ferry Ar. 83 Belvidere Ar. 95 Cascade Ar. 111 Arling Ar. 119 Donnelly Ar. 133 Ar McCall Ar. Lv.

Caldwell—Wilder

Table 68 Mountain Time. Caldwell 20 Ida. Ar. 0 Lv Wilder Ar. 7 Greenleaf Ar. 11 Ar.

Shoshone—Ketchum—Sun Valley

Table 69 Mountain Time. Shoshone 20 Ida. Ar. 0 Lv Richfield Ar. 15 Picabo Ar. 37 Bellevue Ar. 52 Hailey Ar. 57 Sun Valley Ar. 59 Ar.

Ontario—Vale—Crane and Burns

Table 70 Mountain Time. Ontario 20 Ore. Ar. 0 Lv Cairo Ar. 4 Luse Ar. 7 Mallett Ar. 10 Ar Vale Ar. 16 Ar Vale Ar. 16 Ar Vale Ar. 33 Ar.

Walla Walla—Walla Walla

Table 75 Pacific Time. Walla Walla Wn. Ar. 0 Lv Garrett Ar. 7 Whitman Ar. 11 Lowden Ar. 16 Touchet Ar. 23 Ar Wallula Wash. Ar. 31 Ar.

Payette—Emmett

Table 71 Mountain Time. Payette 20 Ida. Ar. 0 Lv Fruitland Ar. 5 Buckingham Ar. 17 New Plymouth Ar. 21 Ar Emmett 67 Ar. Lv.

Portland—La Grande—Joseph

Table 72 Pacific Time. Portland Ore. Ar. 0 Lv La Grande 20 Ar. 12 Alicel Ar. 18 Imbler Ar. 21 Elgin Ar. 34 Looking Glass Ar. 47 Minam Ar. 60 Wallowa Ar. 68 Lostine Ar. 78 Enterprise Ar. 84 Ar Joseph Ore. Ar. Lv.

Weiser—New Meadows

Table 73 Mountain Time. Weiser 20 Ida. Ar. 0 Lv Presley Ar. 12 Midvale Ar. 32 Cambridge Ar. 41 Goodrich Ar. 50 Council Ar. 67 Fruitvale Ar. 69 Starkey Ar. 72 Glendale Ar. 80 Woodland Ar. 82 Tamarack Ar. 90 Ar New Meadows Ar. Lv.

Portland—Spokane*

Table 74 Pacific Time. Portland Ore. Ar. 0 Lv Hood River Ar. 63 The Dalles Ar. 84 Umatilla Ar. 138 Arlingon Ar. 184 Hinkle Ar. 184 Ar Hinkle Ar. 1.00. Wallula Wash. Ar. f 1.45. Page Ar. C. 236. Scott Ar. C. 253. Ruxby Ar. C. 260. Ar Ayer Ar. 2.58. Ar Hooper Jct. Ar. 2.58. Marango Ar. 289. Cheney Ar. 310. Marshall Ar. f 4.53. Spokane Wash. Ar. 361 Ar. 5.30 Ar.

Ayer—Spokane*

Table 76 Pacific Time. Ayer Wash. Ar. 0 Lv Hooper Jct. Ar. 21 Hooper Ar. 22 La Crosse Ar. 37 Winona Ar. 48 Endicott Ar. 53 Colfax Ar. 73 Garfield Ar. 91 Farmington Ar. 100 Ar Tekoa Ar. 112 Ar Tekoa Ar. 112 Ar Latah Ar. 119 Fairfield Ar. 127 Rockford Ar. 134 Dishman Ar. 155 East Spokane Ar. 157 Ar Spokane Wash. Ar. 161 Ar.

Colfax—Moscow*

Table 76a Pacific Time. Colfax Wash. Ar. 0 Lv Shawnee Ar. 10 Pullman Ar. 19 Ar Moscow Ida. Ar. 28 Ar.

Ayer—Lewiston*

Table 77 Pacific Time. Camas Prairie R. R. Ar. 0 Riparia Wash. Ar. 15 Central Ferry Ar. 24 Penawawa Ar. 29 Swift Ar. 32 Schultz Ar. 36 Almota Ar. 43 Wawawai Ar. 44 Crum Ar. 50 Bishop Ar. 55 Indian Ar. 62 Moses Ar. 66 Wilma Ar. 72 Ar Lewiston Ida. Ar. Lv. Camas Prairie R. R. Ar. 0 Lewiston Ida. Ar. 9 North Lapwai Ar. 10 Spalding Ar. 14 Arrow Ar. 27 Lenore Ar. 34 Peck Ar. 38 Orofino Ar. 51 Greer Ar. 58 Pardee Ar. 65 Kamiah Ar. 73 Kookkia Ar. 76 Ar Stites Ar. Lv. Camas Prairie R. R. Ar. 72 Lewiston Ar. 81 North Lapwai Ar. 82 Spalding Ar. 86 Lapwai Ar. 88 Sweetwater Ar. 92 Jacques Ar. 94 Culesac Ar. 108 Ruebens Ar. 112 Craig Jct. Ar. 117 Fremont Ar. 125 Ferdinand Ar. 133 Cottonwood Ar. 142 Fenn Ar. 149 Ar Grangeville Ida. Ar. Lv.

Hinkle—Yakima*

Table 78 Pacific Time. Hinkle Ore. Ar. 958 Ar Wallula Wash. Ar. 986 Ar Wallula Wash. Ar. 0 Villard Ar. 9 Villard Ar. 16 Kennewick Ar. 39 Benton City Ar. 53 North Prosser Ar. 60 Grandview Ar. 66 Ar Midvale Ar. Lv. Ar Sunnyside Wash. Ar. 69 Ar Sunnyside Wash. Ar. 69 Ar Midvale Wash. Ar. 66 Ar Emerald Ar. 70 Granger Ar. 76 Zillah Ar. 81 Buena Ar. 84 Sawyer Ar. 87 Donald Ar. 89 Parker Ar. 93 Ar Yakima Wash. Ar. 101 Ar.

Footnotes for Page 25

* See Page 26 for bus service. Rail tickets honored. † Daily except Sunday. C Stops to let off paying passengers from Hinkle or beyond. K Freight service only. Time from 12:01 midnight to 12:00 noon shown in light face type. Time from 12:01 noon to 12:00 midnight shown in heavy face type. Figures opposite junction points refer to tables showing diverging trains.

When Away From Home...

... remember this symbol of help for all travelers and newcomers in trouble. You will find the Travelers Aid lamp in all major rail terminals. Travelers Aid is a social service supported by voluntary contributions through Community Chests and United Funds.



Along the UNION PACIFIC route Travelers Aid is in— Kansas City Chicago Denver Long Beach Spokane Omaha Los Angeles St. Louis Salt Lake City

SHIP and TRAVEL UNION PACIFIC

* Daily. † Sunday only. ‡ Daily except Sundays and Holidays. H Mondays, Wednesdays and Fridays only. D Wednesdays and Fridays only. E Tuesdays, Thursdays, and Saturdays only. † Northwest Greyhound Lines daily bus—Rail tickets honored. ‡ Local freight with caboose only. † Mixed Nos. 59 and 60, daily. ‡ Rail tickets between Hastings and Grand Island honored on Yellow Diamond Lines buses. See table No. 90. K Freight service only. ‡ On days livestock is to be carried, train No. 82 runs about one-half hour later than schedule shown. (f) Stops on signal.

Low Family Fares in effect daily. Good in sleeping cars and coaches.

Connecting Bus Service

Spokane — Kellogg — Wallace

Table No. 79 (Pacific Time) Bus schedule for Spokane — Kellogg — Wallace route.

Pendleton — Walla Walla — Lewiston — Pullman — Moscow — Colfax — Spokane

Table No. 84 (Pacific Time) Bus schedule for Pendleton — Walla Walla — Lewiston — Pullman — Moscow — Colfax — Spokane route.

Table No. 88 (Central Time) Motor Bus schedule for Fremont — Lincoln route.

Table No. 89 (Central Time) Motor Bus schedule for Columbus — Lincoln route.

Table No. 91 (Central Time) Motor Bus schedule for Lincoln — Omaha (Rail Tickets Honored) route.

Table No. 92 (Central Time) Motor Bus schedule for Columbus — Norfolk route.

Table No. 93 (Mountain Standard Time) Motor Bus schedule for Denver — Cheyenne route.

Table No. 84a (Pacific Time) U.P. Train schedule for Pendleton — Walla Walla — Yakima route.

Table No. 86 (Pacific Time) Motor Bus schedule for The Dalles — Bend route.

Table No. 86 (Pacific Time) Motor Bus schedule for The Dalles — Bend route (continued).

Footnotes for Page 27: All trains daily except when otherwise indicated. † Daily except Sunday. ‡ Saturday only. R Conditional stop; consult agent. T Stops to receive for Los Angeles. * Daily

Connections at Omaha

Connections at Omaha: Table showing bus and train connections from Omaha to various destinations like Chicago, St. Paul, and Des Moines.

Connections at Kansas City

Connections at Kansas City: Table showing bus and train connections from Kansas City to various destinations like St. Louis, Chicago, and Denver.

Connections at Denver

Connections at Denver: Table showing bus and train connections from Denver to various destinations like Salt Lake City, Portland, and Seattle.

Connections at Portland

Connections at Portland: Table showing bus and train connections from Portland to various destinations like Seattle and San Francisco.

Connections at Seattle


Connections at Seattle: Table showing bus and train connections from Seattle to various destinations like Portland and San Francisco.

Connections at Spokane & Butte

Connections at Spokane & Butte: Table showing bus and train connections from Spokane and Butte to various destinations like Portland and Seattle.

Connections Los Angeles and San Francisco (Pacific Standard Time)

Connections Los Angeles and San Francisco: Table showing bus and train connections between Los Angeles and San Francisco via various routes.



Footnotes for Page 26

- Center Service Bus Lines
Western Greyhound Lines
Empire Lines.
Pacific Trailways—
Capitol Stages—
Southwestern Greyhound
(Rail tickets honored on above bus lines.)
Stops only on signal.
(H.S.) Highway Stop.
Busses use bus stations at Denver, Fremont and Lincoln, not railroad depots.

RESERVED COACH SEAT CHARGES

"THE CHALLENGER" — "CITY OF LOS ANGELES" — "CITY OF SAN FRANCISCO"

BETWEEN	Chicago, Ill.	Savanna, Ill.	Perry, Ia.	Omaha, Neb.	Grand Island, Neb.	North Platte, Nebr.	Sidney, Neb.	Cheyenne, Wyo.	Rawlins, Wyo.	Ogden, Utah	Salt Lake City, Utah	Milford, Utah	Las Vegas, Nev.	Los Angeles, Cal.	Reno, Nev.	Sacramento, Cal.	San Francisco, Cal.
Chicago, Ill.																	
Savanna, Ill.	②	\$ ②	\$.75	\$.75	\$ 1.75	\$ 2.00	\$ 2.00	\$ 2.00	\$ 2.25	\$ 2.25	\$ 2.25	\$ 2.75	\$ 3.00	\$ 3.00	\$ 3.00	\$ 3.00	\$ 3.00
Perry, Iowa	.75	.75	.75	.75	1.75	2.00	2.00	2.00	2.25	2.25	2.25	2.75	3.00	3.00	3.00	3.00	3.00
Omaha, Nebr.	.75	.75	.75	.75	1.75	2.00	2.00	2.00	2.25	2.25	2.25	2.75	3.00	3.00	3.00	3.00	3.00
Grand Island, Nebr.	1.75	1.75	1.75	1.00	1.00	1.00	1.25	1.25	1.50	1.50	1.50	2.00	2.25	2.25	2.25	2.25	2.25
North Platte, Nebr.	2.00	2.00	2.00	1.25	1.00	1.00	1.00	1.25	1.25	1.50	1.50	2.00	2.25	2.25	2.25	2.25	2.25
Sidney, Nebr.	2.00	2.00	2.00	1.25	1.25	1.00	1.00	1.00	1.25	1.50	1.50	2.00	2.25	2.25	2.25	2.25	2.25
Cheyenne, Wyo.	2.00	2.00	2.00	1.25	1.25	1.25	1.00	1.00	1.00	1.50	1.50	1.75	2.00	2.00	2.00	2.00	2.00
Rawlins, Wyo.	2.25	2.25	2.25	1.50	1.50	1.25	1.25	1.00	1.00	1.25	1.25	1.75	2.00	2.00	2.00	2.00	2.00
Ogden, Utah	2.25	2.25	2.25	1.50	1.50	1.50	1.50	1.50	1.25	1.00	1.00	1.50	1.50	1.50	1.25	1.25	1.25
Salt Lake City, Utah	2.25	2.25	2.25	1.50	1.50	1.50	1.50	1.50	1.25	1.00	1.00	1.50	1.50	1.50	1.25	1.25	1.25
Milford, Utah	2.75	2.75	2.75	2.00	2.00	2.00	2.00	1.75	1.75	1.50	1.00	1.25	1.25	1.50			
Las Vegas, Nev.	3.00	3.00	3.00	2.25	2.25	2.25	2.25	2.00	2.00	1.50	1.50	1.25	1.00	1.00			
Los Angeles, Calif.	3.00	3.00	3.00	2.25	2.25	2.25	2.25	2.00	2.00	1.50	1.50	1.50	1.00				
Reno, Nev.	3.00	3.00	3.00	2.25	2.25	2.25	2.25	2.00	2.00	1.25					1.00	1.00	1.00
Sacramento, Calif.	3.00	3.00	3.00	2.25	2.25	2.25	2.25	2.00	2.00	1.25					1.00		
San Francisco, Calif.	3.00	3.00	3.00	2.25	2.25	2.25	2.25	2.00	2.00	1.25					1.00		

"CITY OF ST. LOUIS" — "CITY OF ST. LOUIS-CITY OF SAN FRANCISCO"

BETWEEN	St. Louis, Mo.	Moberly, Mo.	Kansas City, Mo.	Topeka, Kan.	Manhattan, Kans.	Salina, Kan.	Oakley, Kans.	Denver, Colo.	Rawlins, Wyo.	Ogden, Utah	Salt Lake City, Utah	Milford, Utah	Las Vegas, Nev.	Los Angeles, Cal.	Reno, Nev.	Sacramento, Cal.	San Francisco, Cal.
St. Louis, Mo.	\$	\$ ①	\$ ①	\$ 1.50	\$ 1.50	\$ 1.75	\$ 1.75	\$ 2.00	\$ 2.00	\$ 2.00	\$ 2.00	\$ 2.50	\$ 3.00	\$ 3.00	\$ 3.00	\$ 3.00	\$ 3.00
Moberly, Mo.	①	①	①	1.50	1.50	1.75	1.75	2.00	2.00	2.00	2.00	2.50	2.75	3.00	3.00	3.00	3.00
Kansas City, Mo.	①	①	①	1.00	1.00	1.00	1.25	1.50	1.50	1.50	1.50	2.00	2.25	2.25	2.25	2.25	2.25
Topeka, Kan.	1.50	1.50	1.00	1.00	1.00	1.00	1.00	1.50	1.50	1.50	1.50	2.00	2.25	2.25	2.25	2.25	2.25
Manhattan, Kans.	1.50	1.50	1.00	1.00	1.00	1.00	1.00	1.50	1.50	1.50	1.50	2.00	2.25	2.25	2.25	2.25	2.25
Salina, Kans.	1.75	1.75	1.00	1.00	1.00	1.00	1.00	1.50	1.50	1.50	1.50	2.00	2.00	2.00	2.00	2.00	2.00
Oakley, Kans.	1.75	1.75	1.25	1.00	1.00	1.00	1.00	1.25	1.50	1.50	1.50	2.00	2.00	2.00	2.00	2.00	2.00
Denver, Colo.	2.00	2.00	1.50	1.50	1.50	1.50	1.25	1.25	1.25	1.50	1.50	2.00	2.00	2.00	2.00	2.00	2.00
Rawlins, Wyo.	2.00	2.00	1.50	1.50	1.50	1.50	1.50	1.25	1.25	1.25	1.25	1.75	2.00	2.00	2.00	2.00	2.00
Ogden, Utah	2.00	2.00	1.50	1.50	1.50	1.50	1.50	1.50	1.25	1.00	1.00	1.50	1.50	1.50	1.25	1.25	1.25
Salt Lake City, Utah	2.00	2.00	1.50	1.50	1.50	1.50	1.50	1.50	1.25	1.00	1.00	1.50	1.50	1.50			
Milford, Utah	2.50	2.50	2.00	2.00	2.00	2.00	2.00	2.00	1.75	1.50	1.00	1.25	1.25	1.50			
Las Vegas, Nev.	3.00	2.75	2.25	2.25	2.25	2.00	2.00	2.00	2.00	1.50	1.50	1.25	1.00	1.00			
Los Angeles, Calif.	3.00	3.00	2.25	2.25	2.25	2.00	2.00	2.00	2.00	1.50	1.50	1.50	1.00				
Reno, Nev.	3.00	3.00	2.25	2.25	2.25	2.00	2.00	2.00	2.00	1.25					1.00	1.00	1.00
Sacramento, Calif.	3.00	3.00	2.25	2.25	2.25	2.00	2.00	2.00	2.00	1.25					1.00		
San Francisco, Calif.	3.00	3.00	2.25	2.25	2.25	2.00	2.00	2.00	2.00	1.25					1.00		

Each person occupying a seat, including children, must pay full Reserved Coach Seat Fare.

NO REFUND unless space released not later than:

- (a) 48 hours before departure if bought more than 48 hours in advance.
- (b) 24 hours before departure if bought 24 to 48 hours in advance.
- (c) 3 hours before departure if bought on day of departure.

Only exception is for missed connection due to delayed trains.

- ① Charge not applicable locally on N & W RY.
- ② Charge not applicable locally Chicago-Savanna, Ill. inclusive.

The Reserved Seat charge does not apply on trips made within the State of California.

UNION PACIFIC TRAINS USE THESE STATIONS

Boise, Idaho: Union Pacific Station.
Butte, Montana: Union Station.
Cheyenne, Wyo: Union Pacific Station.
Chicago, Illinois: Union Station, Canal Street and Jackson Boulevard.
Denver, Colorado: Union Station.
Kansas City, Mo: Union Station, Main Street and Union Station Plaza.
Los Angeles, Calif: Los Angeles Union Passenger Terminal.

East Los Angeles: Union Pacific Station.
Oakland, Calif: Southern Pacific 16th Street Station.
Ogden, Utah: Union Station.
Olympia, Wash: Union Pacific Station.
Omaha, Nebraska: Union Station, 10th and Marcy Streets.
Pendleton, Oregon: Union Pacific Station, Corner Main and Fraser Sts.

Pocatello, Idaho: Union Pacific Station.
Portland, Oregon: Union Station, Sixth and Johnson Streets.
Riverside, Calif: Union Pacific Station.
San Bernardino, Calif: Union Station.
San Francisco, Calif: Third and Townsend Station.
Salina, Kansas: Union Station.
Salt Lake City, Utah: Union Pacific Station.

Seattle, Wash: Union Station, 4th Avenue, South, and Jackson Street.
Spokane, Washington: Union Station.
St. Louis, Mo: Union Station, 18th and Market Streets.
Tacoma, Washington: Union Station.
Topeka, Kansas: Union Pacific Station, Railroad and North Jackson Streets.

ONE WAY RAIL FARES

The WESTBOUND fares shown herein are those in effect October 31, 1965, and do not reflect any change in fares which may be authorized at a subsequent date. Fares are quoted as information only and are not to be used for selling purposes.

FROM	TO	Los Angeles, San Diego, Calif.		San Francisco, Calif.		Portland, Ore.		Seattle, Wash.		Spokane, Walla Walla, Wash.		Salt Lake City, Utah		Denver, Colo.		Boise, Ida.		Las Vegas, Nev.	
		FIRST	COACH	FIRST	COACH	FIRST	COACH	FIRST	COACH	FIRST	COACH	FIRST	COACH	FIRST	COACH	FIRST	COACH	FIRST	COACH
Akron, Ohio (via B&O or E-LRR and Chicago)		\$111.04	\$82.64	\$111.04	\$82.64	\$108.23	\$80.41	\$108.23	\$80.41	\$96.04	\$70.82	\$83.12	\$60.66	\$65.43	\$46.71	\$94.77	\$69.81	\$100.49	\$74.33
Albany, N. Y.		146.71	105.63	146.71	105.63	143.97	103.40	143.97	103.40	131.71	93.81	118.79	83.65	101.10	69.70	130.44	92.80	136.16	97.32
Atlanta, Ga. (via Chicago)		104.64	78.52	104.64	78.52	111.64	86.59	112.27	87.16	100.07	77.53	81.04	62.51	62.84	48.27	92.65	71.33	98.41	75.18
Atlanta, Ga. (via St. Louis or Kansas City)		91.90	71.54	99.43	77.49	111.64	86.59	112.27	87.16	100.07	77.53	81.04	62.51	62.84	48.27	92.65	71.33	98.65	69.78
Baltimore, Md. (via B&O)		138.14	97.30	140.59	99.91	137.78	97.69	137.78	97.69	125.59	88.10	112.67	77.94	94.98	63.99	124.32	87.09	130.04	91.61
Baltimore, Md. (via PennaRR)		142.76	103.14	142.76	103.14	139.95	100.91	139.95	100.91	127.76	91.32	114.84	81.16	97.15	67.21	126.49	90.31	132.21	94.83
Birmingham, Ala. (via Chicago)		102.44	78.52	102.44	78.52	104.57	82.77	105.20	83.34	93.00	73.71	73.97	58.69	57.80	45.98	87.10	68.61	91.34	72.36
Birmingham, Ala. (via St. Louis or Kansas City)		84.83	66.48	92.36	72.43	104.57	82.77	105.20	83.34	83.00	73.71	73.97	58.69	55.77	43.52	85.58	67.51	82.58	64.72
Boston, Mass. (via Albany)		161.91	115.24	161.91	115.24	159.10	113.01	159.10	113.01	146.91	103.42	133.89	93.33	116.30	79.31	145.64	102.41	151.36	106.93
Buffalo, N. Y. (via NYC)		125.24	92.31	125.24	92.31	122.43	90.08	122.43	90.08	110.24	80.49	97.32	70.36	79.63	58.38	108.97	79.48	114.63	84.00
Buffalo, N. Y. (via N&W)		119.87	89.90	119.87	89.90	117.06	87.67	117.06	87.67	104.37	78.08	91.95	67.92	74.26	53.97	103.60	77.07	109.32	81.59
Charleston, W. Va.		114.08	86.13	117.25	86.13	118.64	88.25	118.64	88.25	106.45	78.66	93.23	67.21	75.12	52.97	104.86	76.36	110.60	80.88
Chattanooga, Tenn. (via Chicago)		100.37	78.52	100.37	78.52	106.18	82.44	106.81	83.01	94.61	73.38	75.58	58.36	58.24	44.12	87.19	67.18	92.85	72.03
Chattanooga, Tenn. (via St. Louis)		87.87	63.15	95.40	74.14	106.18	82.44	106.81	83.01	94.61	73.38	75.58	58.36	57.47	44.12	87.19	67.18	85.62	66.43
Chicago, Ill.		85.56	67.39	85.56	67.39	82.76	65.16	82.76	65.16	70.56	55.57	67.64	45.41	39.95	31.46	69.29	54.56	75.01	59.08
Cincinnati, Ohio (via NYC or PennaRR)		104.64	78.52	104.64	78.52	104.98	79.14	104.98	79.14	92.79	69.56	79.87	59.39	62.18	45.36	91.52	68.54	97.24	73.06
Cleveland, Ohio (via NYC)		111.30	83.64	111.30	83.64	108.49	81.41	108.49	81.41	96.30	71.82	83.38	61.66	65.69	47.71	95.03	70.81	100.75	75.33
Cleveland, Ohio (via N&W)		107.80	81.99	107.80	81.99	105.00	79.76	105.00	79.76	92.80	70.17	79.85	59.98	62.19	46.08	91.53	69.19	97.22	73.66
Columbus, Ohio (via PennaRR)		109.31	82.32	109.31	82.32	106.50	80.09	106.50	80.09	94.31	70.50	81.39	60.34	63.70	46.39	93.04	69.49	98.76	74.01
Columbia, S. C. (via Chicago)		104.64	79.28	110.26	85.23	120.90	92.97	121.53	93.54	109.33	84.91	91.87	68.88	73.67	56.01	103.48	77.70	102.48	77.52
Denver, Colo.		52.68	41.48	52.68	41.48	53.44	42.66	60.50	47.62	\$ 53.44	42.06	22.76	17.92			34.48	27.13	40.13	31.59
Des Moines, Iowa (via Omaha)		72.92	57.42	72.92	57.42	74.40	58.58	74.53	58.69	67.72	53.37	43.80	34.61	26.11	20.59	55.45	43.65	61.68	49.30
Detroit, Mich. (via GT or N&W)		102.72	80.24	102.72	80.24	99.91	78.01	99.91	78.01	87.72	68.42	74.80	58.26	57.11	44.31	86.45	67.41	92.17	71.93
Detroit, Mich. (via C&O)		102.72	80.24	102.72	80.24	99.91	78.01	99.91	78.01	87.72	68.42	74.80	58.26	57.11	44.31	86.45	67.41	92.17	71.93
Detroit, Mich. (via NYC)		107.05	80.88	107.05	80.88	104.24	78.01	104.24	78.01	87.72	68.42	74.80	58.26	57.11	44.31	86.45	67.41	92.17	71.93
Greensboro, N. C. #		106.72	81.82	114.25	87.57	122.40	94.04	123.03	94.61	110.83	85.98	94.43	69.95	76.32	57.55	106.04	78.77	104.47	79.86
Hartford, Conn.		154.51	110.49	154.51	110.49	151.70	108.26	151.70	108.26	139.51	98.67	128.59	81.51	108.90	74.56	138.24	97.66	143.96	102.18
Indianapolis, Ind. (via NYC or PennaRR)		97.33	73.92	97.33	73.92	96.71	73.91	96.71	73.91	84.52	64.32	71.60	54.16	53.91	40.21	83.25	63.31	89.87	67.83
Jackson, Miss. (via Chicago)		100.81	79.38	100.81	79.38	102.98	81.09	104.57	82.49	92.37	72.87	83.63	66.23	65.86	52.31	92.67	73.01	101.00	79.38
Jackson, Miss. (via St. Louis)		91.83	72.31	98.77	77.86	102.98	81.09	104.57	82.49	92.37	72.87	72.30	56.95	53.60	42.26	86.27	67.81	89.59	70.56
Jacksonville, Fla. (via Chicago)		104.64	78.52	107.94	83.55	123.24	96.11	123.87	96.68	111.67	87.05	92.64	72.03	73.58	58.48	104.25	80.85	102.48	76.80
Jacksonville, Fla. (via St. Louis or Kansas City)		100.41	77.60	107.94	83.55	123.24	96.11	123.87	96.68	111.67	87.05	92.64	72.03	73.58	58.48	104.25	80.85	98.16	75.44
Kansas City, Mo.		67.86	53.45	67.86	53.45	76.16	60.06	76.16	60.06	63.96	50.45	45.67	35.97	24.58	19.43	57.34	45.14	63.04	49.64
Knoxville, Tenn. (via Chicago)		104.64	78.52	104.64	78.52	108.37	84.02	109.00	84.59	96.80	74.98	80.40	59.94	62.51	45.70	92.01	68.78	97.77	73.61
Knoxville, Tenn. (via St. Louis)		92.69	71.62	100.22	77.57	108.37	84.02	109.00	84.59	96.80	74.98	80.40	59.94	62.29	45.70	92.01	68.78	90.44	69.86
Louisville, Ky. (via PRR)		100.37	75.43	100.37	75.43	105.61	79.74	105.61	79.74	93.42	70.15	76.35	56.51	58.24	42.27	87.98	65.66	93.72	70.18
Louisville, Ky. (via St. Louis)		90.68	70.25	98.35	75.43	104.98	74.74	105.30	73.93	83.10	61.53	72.07	56.51	58.24	42.27	87.98	65.66	85.33	68.49
Memphis, Tenn. (via Chicago)		99.36	78.27	99.36	78.27	96.37	75.93	96.37	75.93	84.20	66.40	75.47	59.75	57.80	45.83	87.10	68.58	92.84	73.42
Memphis, Tenn. (via St. Louis)		78.62	61.94	82.02	64.60	96.37	75.93	96.37	75.93	84.20	66.40	65.69	51.79	45.43	35.79	78.10	61.18	76.44	60.21
Memphis, Tenn. (via Kansas City)		74.49	58.65	82.02	64.60	96.37	75.93	96.37	75.93	84.20	66.40	65.69	51.79	45.43	35.79	78.10	61.18	72.24	56.89
Miami, Fla. #		115.97	88.72	123.50	94.67	138.80	107.23	139.43	107.80	127.25	98.17	108.20	83.15	89.14	67.80	119.81	91.97	113.72	86.56
Milwaukee, Wis. (via Chicago)		88.65	70.23	88.65	70.23	96.04	68.00	96.04	68.00	73.85	58.41	60.53	48.25	43.24	34.30	72.58	57.40	78.30	61.92
Minneapolis, Minn. (via Omaha)		93.39	73.41	93.39	73.41	93.39	73.41	93.39	73.41	82.66	63.95	71.07	54.95	53.92	40.85	85.92	67.83	93.65	69.80
Minneapolis, Minn. (via Chicago)		96.86	75.51	96.86	75.51	98.46	77.56	104.32	82.24	91.80	71.27	69.27	54.60	50.19	39.66	79.51	62.63	86.64	69.28
Montgomery, Ala. (via Chicago)		104.64	78.52	104.64	78.52	108.78	85.76	109.39	86.33	97.19	76.70	78.16	61.68	60.47	46.61	89.77	70.50	95.53	76.35
Montgomery, Ala. (via St. Louis)		85.67	67.91	92.36	72.43	108.78	85.76	109.39	86.33	97.19	76.70	78.16	61.68	60.47	46.61	89.77	70.50	92.58	65.08
Nashville, Tenn. (via Chicago)		98.93	76.91	98.93	76.91	99.66	77.80	100.29	78.37	88.09	68.74	71.01	54.93	57.80	45.86	82.64	63.78	88.38	68.60
Nashville, Tenn. (via St. Louis)		84.68	66.48	92.21	72.43	99.66	77.80	100.29	78.37	88.09	68.74	69.06	53.72	50.95	39.48	80.67	62.54	82.58	64.72
New Haven, Conn.		154.51	110.49	154.51	110.49	151.70	108.26	151.70	108.26	139.51	98.67	128.59	81.51	108.90	74.56	138.24	97.66	143.96	102.18
New Orleans, La. (via Chicago)		100.81	79.38	100.81	79.38	102.98	81.09	104.57	82.49	92.37	72.87	83.63	66.23	65.86	52.31	92.67	73.01	101.00	79.38
New Orleans, La. (via St. Louis)		91.83	72.31	100.81	79.38	102.98	81.09	104.57	82.49	92.37	72.87	83.63	66.23	65.86	52.31	92.67	73.01	101.00	79.38
New Orleans, La. (via Kansas City)		78.62	61.92	85.66	67.39	102.68	81.09	104.57	82.49	92.37	72.87	83.63	66.23	65.86	52.31	92.67	73.01	101.00	79.38
New York, N.																			

ROUND TRIP RAIL FARES — SIX MONTHS LIMIT

The WESTBOUND fares shown herein are those in effect October 31, 1965, and do not reflect any change in fares which may be authorized at a subsequent date. Fares are quoted as information only and are not to be used for selling purposes.

FROM	TO		Los Angeles, San Diego Calif.		San Francisco Calif.		Las Vegas, Nev.		Portland, Ore.; Tacoma, Seattle, Wash.		Spokane, Walla Walla, Wn.; Lewiston, Ida.		Salt Lake City, Utah		Cedar City, Utah		Yellowstone Park Ashcroft, Victor, Idaho		Sun Valley, Ida.		Denver, Colo.			
	CLASS	FARE	FIRST	COACH	FIRST	COACH	FIRST	COACH	FIRST	COACH	FIRST	COACH	FIRST	COACH	FIRST	COACH	FIRST	COACH	FIRST	COACH	FIRST	COACH		
																							FARE	FARE
Akron, Ohio (via B & O)		\$183.51	\$143.59	\$183.51	\$143.59	\$179.06	\$134.79	\$170.86	\$128.19	\$251.07	\$174.47	\$203.27	\$154.37	\$147.76	\$110.84	\$162.18	\$121.44	\$142.91	\$106.29	\$158.06	\$124.69	\$188.22	\$121.77	
Albany, N. Y.		255.72	180.27	255.72	180.27	251.27	171.47	243.07	164.87	223.27	154.37	219.97	146.82	234.37	158.12	215.12	142.97	230.27	161.37	209.21	151.68	187.16	111.98	
Atlanta, Ga. (via Chicago)		163.55	137.60	163.55	137.60	163.55	137.15	166.60	129.75	153.20	119.15	145.90	112.50	161.90	126.60	150.10	113.75	160.20	126.15	160.20	126.15	113.15	86.90	
Atlanta, Ga. (via St. Louis)		162.30	137.25	162.30	137.25	162.30	137.15	166.60	129.75	153.20	119.15	145.90	112.50	161.90	126.60	150.10	113.75	160.20	126.15	160.20	126.15	113.15	86.90	
Atlanta, Ga. (via Kansas City)		161.00	120.30	161.00	120.30	161.00	120.30	166.60	129.75	153.20	119.15	145.90	112.50	161.90	126.60	149.20	106.70	160.20	126.15	209.21	151.68	167.16	111.98	
Baltimore, Md. (via B & O)		234.66	170.48	234.66	170.48	230.21	161.68	222.01	155.08	202.21	144.58	198.31	137.03	213.31	148.33	134.06	133.18	202.21	151.68	209.21	151.68	167.16	111.98	
Baltimore, Md. (via PennaRR)		228.48	166.93	228.48	166.93	228.48	166.93	228.48	166.93	228.48	166.93	228.48	166.93	228.48	166.93	228.48	166.93	228.48	166.93	228.48	166.93	228.48	166.93	228.48
Birmingham, N. Y.		228.48	166.93	228.48	166.93	228.48	166.93	228.48	166.93	228.48	166.93	228.48	166.93	228.48	166.93	228.48	166.93	228.48	166.93	228.48	166.93	228.48	166.93	228.48
Birmingham, Ala. (via Chicago)		163.55	132.30	163.55	132.30	163.55	129.65	153.90	121.50	140.50	110.95	133.15	105.00	149.20	117.50	137.40	106.90	147.50	117.95	100.40	78.55	100.40	78.55	
Birmingham, Ala. (via St. Louis)		149.60	128.15	149.60	128.15	149.60	128.15	153.90	121.50	140.50	110.95	133.15	105.00	149.20	117.50	137.40	106.90	147.50	117.95	100.40	78.55	100.40	78.55	
Birmingham, Ala. (via Kansas City)		149.60	128.15	149.60	128.15	149.60	128.15	153.90	121.50	140.50	110.95	133.15	105.00	149.20	117.50	137.40	106.90	147.50	117.95	100.40	78.55	100.40	78.55	
Boston, Mass. (via Albany)		286.12	199.50	286.12	199.50	281.67	190.70	273.47	184.10	253.87	173.69	250.37	166.05	284.77	177.34	245.62	182.19	260.67	180.60	212.69	157.14	180.63	117.54	
Buffalo, N. Y. (via NYC)		214.97	157.67	214.97	157.67	210.52	148.87	202.32	142.27	182.52	131.77	179.22	124.22	193.62	135.52	174.37	120.37	179.23	138.77	147.47	138.77	147.47	99.17	
Buffalo, N. Y. (via N&W)		204.68	153.54	204.68	153.54	200.23	144.74	192.03	138.14	172.23	127.64	168.93	120.09	183.33	131.39	164.08	116.24	179.23	138.77	147.47	138.77	147.47	99.17	
Canton, Ohio		193.74	147.49	193.74	147.49	189.29	138.69	181.09	132.09	161.29	121.59	157.99	114.04	172.99	125.34	153.74	110.19	168.29	128.69	126.24	88.99	126.24	88.99	
Charleston, W. Va.		196.00	146.70	196.00	146.70	193.65	139.45	184.35	132.05	169.05	121.45	162.35	114.80	189.51	138.27	170.28	123.12	176.05	128.45	127.80	87.70	127.80	87.70	
Charlotte, N. C. (via Chicago or St. Louis)		182.20	151.45	182.20	151.45	182.20	147.60	187.50	140.20	169.60	130.20	168.00	122.95	181.80	138.05	165.50	124.20	176.60	137.20	133.00	100.60	100.60	79.45	
Chattanooga, Tenn. (via Chicago)		163.55	132.30	163.55	132.30	163.55	129.70	158.10	122.30	144.60	111.70	136.10	105.05	155.35	120.15	140.50	106.30	151.60	118.70	103.45	79.45	103.45	79.45	
Chattanooga, Tenn. (via St. Louis)		156.05	131.40	156.05	131.40	156.05	129.70	158.10	122.30	144.60	111.70	136.10	105.05	155.35	120.15	140.50	106.30	151.60	118.70	103.45	79.45	103.45	79.45	
Chicago, Ill.		139.45	115.15	139.45	115.15	135.05	106.35	126.80	99.75	107.00	89.25	103.80	81.75	118.10	93.00	98.85	77.85	114.00	96.25	71.95	56.65	71.95	56.65	
Cincinnati, Ohio (via NYC or Penna.)		183.05	140.38	183.05	140.38	179.75	133.13	171.40	125.73	151.75	115.13	148.45	108.49	162.21	120.12	142.96	104.97	158.75	122.13	114.85	81.39	114.85	81.39	
Cleveland, Ohio (via NYC)		189.94	145.73	189.94	145.73	185.49	136.93	177.29	130.33	157.49	119.83	154.19	112.28	168.59	123.58	149.34	109.43	164.49	126.83	122.44	87.23	122.44	87.23	
Cleveland, Ohio (via N&W)		182.79	142.65	182.79	142.65	178.34	133.85	170.14	127.25	150.34	116.75	147.04	109.20	161.44	120.50	142.19	105.35	157.34	123.75	115.28	84.15	115.28	84.15	
Columbus, Ohio (via Penna.)		186.31	143.70	186.31	143.70	181.86	134.90	173.66	128.30	153.86	117.80	150.56	110.25	164.96	121.55	145.71	106.40	160.86	124.80	118.81	85.20	118.81	85.20	
Columbia, S. C. (via Chicago)		181.80	150.55	181.80	150.55	181.80	148.65	186.10	125.37	172.70	131.25	165.70	124.00	181.40	139.90	169.60	125.25	179.70	138.25	132.65	100.85	132.65	100.85	
Columbia, S. C. (via St. Louis)		181.80	150.55	181.80	150.55	181.80	148.65	186.10	125.37	172.70	131.25	165.70	124.00	181.40	139.90	169.60	125.25	179.70	138.25	132.65	100.85	132.65	100.85	
Dallas, Tex. (via Kansas City)		121.55	101.30	121.55	101.30	121.55	101.30	126.60	99.53	119.60	98.50	90.75	71.45	110.09	86.55	110.40	87.00	114.60	84.80	63.00	49.60	63.00	49.60	
Dallas, Tex. (via Denver)		101.95	87.80	116.95	96.55	101.95	87.80	126.60	99.53	119.60	98.50	90.75	71.45	110.09	86.55	110.40	87.00	114.60	84.80	63.00	49.60	63.00	49.60	
Dayton, Ohio		132.55	112.05	132.55	112.05	124.45	98.30	120.95	76.55	106.40	89.25	91.70	71.90	113.60	89.45	94.35	74.30	109.20	88.30	63.00	49.60	63.00	49.60	
Dayton, Ohio (via PennaRR)		173.55	140.12	173.55	140.12	175.10	131.32	166.90	124.72	147.10	114.22	143.80	106.67	158.20	117.97	138.95	102.82	154.10	121.22	112.05	81.62	112.05	81.62	
Decatur, Ill. (via Chicago)		139.45	115.15	139.45	115.15	139.45	115.15	126.80	99.75	107.00	89.25	107.00	89.25	126.85	96.25	107.60	81.10	114.00	96.25	83.75	65.95	83.75	65.95	
Decatur, Ill. (via St. Louis)		139.45	115.15	139.45	115.15	135.00	106.35	126.80	99.75	107.00	89.25	107.00	89.25	126.85	96.25	107.60	81.10	114.00	96.25	71.75	56.65	71.75	56.65	
Denver, Colo.		88.95	75.75	88.95	75.75	72.25	56.90	97.05	76.70	97.05	76.70	97.05	76.70	97.05	76.70	97.05	76.70	97.05	76.70	97.05	76.70	97.05	76.70	97.05
Des Moines, Iowa		123.10	104.25	123.10	104.25	110.85	88.75	112.80	99.75	99.40	85.65	78.85	62.30	102.50	80.80	83.25	65.65	98.05	78.70	47.00	37.10	47.00	37.10	
Detroit, Mich. (via GT)		173.44	139.90	173.44	139.90	168.99	131.10	160.79	124.50	140.99	114.00	137.69	106.45	152.09	117.75	132.84	102.60	147.99	121.00	105.94	81.40	105.94	81.40	
Detroit, Mich. (via N&W)		182.13	141.44	182.13	141.44	177.68	132.64	169.48	126.04	149.68	115.54	146.38	107.99	160.78	119.29	141.53	104.14	156.68	122.54	114.63	82.94	114.63	82.94	
Detroit, Mich. (via NYC)		194.01	148.43	194.01	148.43	189.56	139.63	181.36	133.03	161.56	122.53	158.26	114.98	172.66	128.28	153.41	111.13	168.56	129.53	126.51	89.83	126.51	89.83	
Erie, Pa. (via NYC)		203.20	152.06	203.20	152.06	198.75	143.26	190.55	136.86	170.75	126.16	167.45	118.61	187.45	142.20	110.15	122.95	95.00	138.10	113.40	96.00	73.80	96.00	73.80
Evansville, Ind. (via Chicago)		165.55	132.30	165.55	132.30	159.10	119.30	150.90	116.90	131.10	108.40	127.80	96.70	142.20	110.25	122.95	95.00	138.10	113.40	96.00	73.80	96.00	73.80	
Evansville, Ind. (via St. Louis)		145.30	119.90	145.30	119.90	142.95	111.80	133.65	104.40	120.15	93.80	111.60	87.15	130.90	102.15	116.05	88.40	127.15	100.80	79.00	61.55	79.00	61.55	
Flint, Mich.		171.96	139.08	171.96	139.08	167.51	130.28																	

FROM	TO		Los Angeles, San Diego, Calif.		San Francisco, Calif.		Las Vegas, Nev.		Portland, Ore., Tacoma, Wash., Seattle, Wash.		Spokane, Walla Walla, Wn., Lewiston, Ida.		Salt Lake City, Utah		Cedar City, Utah		Yellowstone Park, Ashton-Victor, Idaho		Sun Valley, Ida.		Denver, Colo.	
	CLASS	COACH	FIRST	COACH	FIRST	COACH	FIRST	COACH	FIRST	COACH	FIRST	COACH	FIRST	COACH	FIRST	COACH	FIRST	COACH	FIRST	COACH	FIRST	COACH
Madison, Wisc. (via Chicago)	\$139.45	\$115.15	\$139.45	\$115.15	\$139.45	\$115.15	\$139.45	\$115.15	\$126.80	\$99.75	\$107.00	\$89.25	\$107.00	\$88.80	\$118.10	\$93.00	\$98.85	\$77.85	\$114.00	\$96.25	\$80.45	\$63.40
Marion, Iowa (via Omaha)	131.80	111.30	131.80	111.30	121.40	95.65	118.50	99.75	105.05	89.25	90.10	71.00	111.25	87.65	92.00	72.50	106.75	84.60	106.75	84.60	55.75	43.95
Memphis, Tenn. (via Chicago)	150.50	126.60	150.50	126.60	154.40	121.65	136.65	107.55	123.15	97.00	123.15	97.00	145.50	111.15	119.75	94.45	130.15	104.00	104.50	81.80	64.45	52.50
Memphis, Tenn. (via St. Louis)	142.75	118.05	142.75	118.05	142.75	115.70	136.65	107.55	123.15	97.00	115.85	91.05	131.55	103.55	119.75	94.45	130.15	104.00	104.50	81.80	64.45	52.50
Memphis, Tenn. (via Kansas City)	131.95	114.20	131.95	114.20	129.25	101.75	136.65	107.55	123.15	97.00	115.85	91.05	131.55	103.55	119.75	94.45	130.15	104.00	104.50	81.80	64.45	52.50
Miami, Fla.	205.70	167.00	205.70	167.00	205.70	167.00	215.55	165.55	202.15	155.00	194.80	149.05	205.30	159.10	199.00	150.90	209.15	162.00	160.50	121.70	101.70	81.75
Milwaukee, Wisc. (CMSTP & P)	139.45	115.15	139.45	115.15	139.45	111.50	216.80	99.75	107.00	89.25	107.00	86.85	118.10	93.00	98.85	77.85	114.00	96.25	77.85	61.75	49.50	37.25
Milwaukee, Wisc. (C & NW)	139.45	115.15	139.45	115.15	139.45	112.80	226.80	99.75	107.00	89.25	107.00	88.15	118.10	93.00	98.85	77.85	114.00	96.25	77.85	61.75	49.50	37.25
Minneapolis, Minn. (via Omaha)	136.05	115.15	136.05	115.15	131.50	103.80	209.58	91.71	99.40	89.25	99.40	78.95	119.45	94.05	86.33	68.01	106.40	96.25	65.90	51.90	39.65	29.50
Minneapolis, Minn. (via Chicago)	136.65	123.40	148.35	125.40	148.65	122.95	136.65	109.15	116.85	99.70	124.75	98.35	143.95	113.40	118.15	93.05	123.85	105.70	90.35	71.25	55.75	43.95
Montgomery, Ala. (via Chicago)	163.55	135.80	163.55	135.80	163.55	135.05	161.45	126.90	148.05	115.35	140.75	110.40	149.20	117.50	144.90	112.25	155.05	122.35	107.95	83.90	65.45	50.00
Montgomery, Ala. (via St. Louis)	149.60	128.15	149.60	128.15	149.60	125.15	161.45	126.90	148.05	115.35	140.75	110.40	149.20	117.50	144.90	112.25	155.05	122.35	107.95	83.90	65.45	50.00
Montreal, Quebec	217.25	178.30	217.25	178.30	212.80	169.50	204.60	162.80	184.80	152.40	181.50	144.85	198.99	158.72	179.74	143.57	191.80	159.40	152.84	122.37	96.15	73.80
Nashville, Tenn. (via Chicago)	163.55	132.30	163.55	132.30	169.10	121.35	150.90	116.90	132.85	103.35	127.80	96.70	143.60	111.80	128.75	97.95	139.85	110.35	96.00	73.80	58.00	45.75
Nashville, Tenn. (via St. Louis)	149.60	128.15	149.60	128.15	149.60	121.35	150.90	116.90	132.85	103.35	127.80	96.70	143.60	111.80	128.75	97.95	139.85	110.35	96.00	73.80	58.00	45.75
New Haven, Conn.	271.32	189.89	271.32	189.89	271.32	189.89	258.67	174.59	238.87	164.69	235.57	156.54	249.97	167.84	230.72	162.69	245.87	171.09	203.82	131.49	101.70	81.75
New Orleans, La. (via Chicago)	163.55	135.80	163.55	135.80	163.55	135.15	164.00	121.05	140.55	110.90	140.55	110.50	159.00	125.15	140.55	110.50	145.87	117.50	125.25	99.15	79.15	61.75
New Orleans, La. (via St. Louis)	159.40	135.80	159.40	135.80	159.40	126.30	154.00	121.05	140.55	110.50	128.30	101.65	169.00	125.15	140.55	110.50	147.55	117.50	97.50	76.80	61.75	49.50
New Orleans, La. (via Kansas City)	131.95	114.20	131.95	114.20	131.95	110.60	154.00	120.95	140.55	110.50	130.15	102.55	131.95	112.35	140.55	110.50	147.55	117.50	97.50	76.80	61.75	49.50
New York, N. Y. (via NYC or PennaRR)	267.55	186.93	267.55	186.93	263.10	178.13	254.90	171.53	235.10	161.03	231.80	153.48	246.20	164.78	226.95	149.63	242.10	168.03	200.05	128.43	101.70	81.75
New York, N. Y. (via E-LRR)	246.21	176.26	246.21	176.26	241.76	167.48	233.56	160.98	213.76	150.36	210.48	142.81	230.63	158.89	211.38	143.74	220.76	157.36	178.71	117.76	96.15	73.80
Newark, N. J.	268.34	193.40	268.34	193.40	268.34	193.40	251.60	170.70	235.89	160.20	230.59	152.65	243.99	183.95	225.74	148.80	240.89	184.20	198.84	127.60	101.70	81.75
Norfolk, Va.	208.05	169.60	208.05	169.60	208.05	164.70	211.60	157.20	193.45	147.20	193.45	140.55	210.40	151.35	193.45	136.20	200.45	167.25	168.45	116.00	96.15	73.80
Oklahoma City, Okla. (via Kansas City)	121.55	101.40	121.55	101.40	121.55	96.15	118.90	103.40	105.40	91.10	90.80	71.55	110.05	86.65	103.55	81.75	112.40	91.80	63.00	49.60	37.25	29.50
Oklahoma City, Okla. (via Denver)	103.80	89.50	113.95	96.00	103.80	83.70	118.90	94.75	105.40	87.45	84.10	66.30	103.35	81.40	99.55	78.80	107.90	83.50	63.00	49.60	37.25	29.50
Omaha, Neb.	113.95	97.25	113.95	97.25	102.95	81.15	112.80	98.80	99.40	85.65	71.70	56.50	90.90	71.55	74.15	58.45	88.30	71.05	37.35	29.45	22.50	17.25
Oshkosh, Wisc. (via Chicago)	139.45	115.15	139.45	115.15	139.45	115.15	126.80	99.75	107.00	89.25	107.00	86.85	118.10	93.00	98.85	77.85	114.00	96.25	83.40	65.70	50.00	37.25
Peoria, Ill.	136.65	113.95	136.65	113.95	127.65	100.65	124.40	99.75	107.00	89.25	96.40	76.00	118.10	93.00	98.85	77.85	114.00	96.25	83.40	65.70	50.00	37.25
Perry, Iowa (via Omaha)	122.45	104.00	122.45	104.00	122.45	88.30	112.80	99.75	99.40	85.65	80.75	63.70	101.90	80.35	82.65	65.20	97.40	78.25	46.40	36.80	29.50	22.50
Philadelphia, Pa. (via PennaRR)	255.23	180.05	255.23	180.05	250.78	171.25	242.58	164.65	222.78	154.15	219.48	148.60	233.88	157.90	214.63	142.75	229.78	161.15	187.73	121.55	101.70	81.75
Pittsburgh, Pa. (via B & O)	197.97	150.24	197.97	150.24	193.52	141.44	185.32	134.84	165.92	124.34	162.22	116.79	176.62	128.09	157.37	112.94	172.52	131.34	130.47	91.74	73.80	58.00
Pittsburgh, Pa. (via PennaRR)	207.32	153.87	207.32	153.87	202.87	145.07	194.67	137.47	174.87	127.97	171.57	120.42	187.37	131.72	166.72	116.57	181.87	134.97	139.82	95.37	73.80	58.00
Richmond, Va.	205.00	167.45	205.00	167.45	205.00	162.71	209.35	155.05	190.40	145.10	190.40	138.06	205.35	149.36	190.40	134.21	197.40	152.10	165.40	111.55	96.15	73.80
Roanoke, Va.	192.86	156.67	192.86	156.67	192.86	153.58	200.05	143.15	180.65	136.85	188.65	128.90	197.95	148.58	187.65	142.55	188.65	142.55	151.00	101.80	81.75	61.75
Rochester, N. Y.	224.43	162.73	224.43	162.73	219.98	153.93	211.78	147.33	191.98	136.83	188.68	129.28	203.08	140.58	183.83	125.43	198.98	143.83	126.93	104.23	81.75	61.75
Rockford, Ill. (via Chicago)	139.45	115.15	139.45	115.15	139.45	113.10	126.80	99.75	107.00	89.25	107.00	86.35	118.10	93.00	98.85	77.85	114.00	96.25	77.85	61.75	49.50	37.25
Rock Island, Ill. (via Omaha)	132.55	112.05	132.55	112.05	124.60	98.40	121.05	99.75	106.40	89.25	91.80	72.30	113.60	89.45	94.35	74.30	110.30	88.35	60.00	47.25	37.25	29.50
St. Joseph, Mo. (via Omaha)	113.95	97.25	113.95	97.25	109.90	86.60	112.80	99.75	99.40	87.45	78.65	62.00	97.85	77.10	81.20	64.05	97.80	78.60	44.40	36.00	29.50	22.50
St. Joseph, Mo. (via Kansas City)	113.95	97.25	113.95	97.25	109.90	86.60	112.80	99.75	99.40	87.45	78.65	62.00	97.85	77.10	81.20	64.05	97.80	78.60	44.40	36.00	29.50	22.50
St. Louis, Mo.	131.95	109.30	131.95	109.30	129.55	102.05	120.30	99.75	106.80	89.25	98.30	77.45	117.55	92.50	102.70	78.65	113.80	96.25	65.70	51.85	37.25	29.50
St. Paul, Minn.	136.05	115.15	136.05	115.15	130.80	103.05	209.58	91.71	99.40	89.25	99.40	78.95	119.45	93.00	86.33	68.01	106.40	96.25	65.15	51.85	37.25	29.50
Salt Lake City, Utah	54.15	42.70	65.55	51.65	31.30	24.65	62.25	44.90	62.70	49.40	49.40	31.25	19.25	15.15	22.15	17.50	26.35	22.25	41.00	32.30	22.50	17.25
San Antonio, Tex. (via Kansas City)	121.55	101.30	121.55	101.30	121.55	101.30	132.65	104.05	132.65	104.05	132.65	104.05	121.55	99.10	121.55	100.30	127.60	100.60	131.75	105.35	98.10	77.40
San Antonio, Tex. (via Denver)	103.90	87.80	116.95																			

PULLMAN SLEEPING CAR RATES

These fares compiled from current Tariffs as of Oct. 31, 1965 for information only. Not to be used for selling purposes. Subject to change without notice. See Page 33 for Rates for Upper Berths, Drawing Rooms, Compartments, Bedrooms, Roomettes, etc. Based on Applicable Lower Berth.

Salt Lake City	Denver	St. Louis	Kansas City	Omaha	Chicago	BETWEEN		Los Angeles	San Francisco	Las Vegas	Portland	Seattle Tacoma	Butte
						AND	AND						
Lower Standard Berth	Lower Standard Berth	Lower Standard Berth	Lower Standard Berth	Lower Standard Berth	Lower Standard Berth	Lower Standard Berth	Lower Standard Berth	Lower Standard Berth	Lower Standard Berth	Lower Standard Berth	Lower Standard Berth	Lower Standard Berth	Lower Standard Berth
\$ 5.80 5.80 6.30 6.30 7.55	\$11.45 12.25 11.75	\$16.70 20.15 16.70 12.25	\$14.05 16.70 14.05 9.50	\$13.25 15.90 13.25 7.55	\$16.70 20.15 17.00 12.25	Ashton ⊙ Boise Butte Cheyenne	Ida. Ida. Mont. Wyo.	\$ 13.75 A14.50 14.70 16.70	\$ 13.75 *18.45 14.70 16.70	\$*12.10 A10.70 *12.60 12.55	\$ 11.00 7.05 9.95 16.70	\$ 11.75 C9.20 F9.95 16.70	\$ 5.80 7.05 9.95
16.70 8.70 5.80 14.05	12.25 11.45 7.55	6.30 7.55 14.05	6.70 7.55 5.80	6.70 7.55 5.80	12.25 16.70	Chicago Denver Idaho Falls Kansas City	Ill. Colo. Ida. Mo.	24.20 17.70 13.75 20.80	24.20 17.70 13.75 20.80	21.25 13.75 *12.10 18.85	24.20 17.00 11.75 20.80	24.20 17.00 11.75 20.80	17.00 11.75 5.80 14.05
6.30 10.20 5.80 14.70	13.75 17.70 11.75 10.20	21.25 23.15 20.15 17.00	18.85 20.80 17.00	17.70 20.80 16.20 5.80	21.25 24.20 20.15 5.80	Las Vegas Los Angeles Lund Marion	Nev. Cal. Utah Iowa	5.80 7.55 2.50	G*12.50 G*14.25 19.85	5.80 A13.75 22.50	A15.90 A18.10 A13.75 22.50	A*19.55 A*19.05 22.50	11.45 14.70 9.95 17.00
13.25 8.70 13.75	8.70 7.55 14.05 8.70	16.70 5.80 20.15	14.05 5.80 18.45	13.25 6.70 17.70 5.80	16.70 6.70 20.80 5.80	Ogden Omaha Pendleton Perry	Utah Neb. Ore. Iowa	10.20 20.80 A17.35 21.90	11.75 20.80 H*16.80 21.90	6.70 17.70 A 13.75 18.45	11.00 20.80 5.80 21.90	K13.25 20.80 N6.30 21.90	5.80 13.25 7.90 16.20
5.80 11.45 11.45 11.00	9.20 17.00 14.70 16.70	16.70 *23.15 22.20 23.15	14.05 20.80 19.85 20.80	13.25 20.80 18.45 20.80	16.70 24.20 22.20 24.20	Pocatello Portland Reno Sacramento	Ida. Ore. Nev. Cal.	R11.75 A18.10	13.75 L11.00	A9.20 A15.90	9.50	11.45 5.80 12.25 F11.00	5.80 9.95 12.25 14.05
11.75 15.90 13.25 5.80	8.70 17.00 11.45 10.20	16.70 23.15 20.80 18.45	14.05 20.80 20.80 14.70	13.25 20.80 5.80 14.05	16.70 24.20 5.80 18.45	Salt Lake City San Francisco Savanna Seattle Shoshone (Sun Valley)	Utah Cal. Ill. Wash. Ida.	10.20 23.15	11.75 23.15	6.30 G*12.50 20.55 A*19.55 A9.50	11.45 L11.00 23.15 5.80 8.70	13.25 C11.45 23.15 F9.95 B10.20	6.30 14.70 17.00 F9.95 5.80
*16.70 13.25 5.80	11.45 17.00 11.45	*23.15 16.70	20.80 14.05	20.80 13.25	24.20 16.70	St. Louis Tacoma Victor ⊙	Mo. Wash. Ida.	*23.15 13.75	*23.15 H11.00 13.75	*21.25 A*19.55 *12.10	*23.15 5.80 11.75	*23.15 11.75	*16.70 P9.95 5.80

Lower Standard Pullman Berth Rate between Pocatello, Idaho and Ashton, Idaho, \$5.80.

Bedroom Rates: Bedrooms are available on most Union Pacific trains. See equipment pages 6 to 14 inclusive. A Double bedroom contains one lower and one upper berth.
EXCLUSIVE SPACE OCCUPANCY BY ONE PERSON: One and one-fourth rail tickets required for exclusive use of drawing-room; two adult rail tickets required for two bedrooms en suite or one bedroom and one compartment en suite. Pullman space charges additional.
HOLDERS OF FAMILY PLAN TICKETS: From June 1 to September 15, each year, Family Plan tickets used in Two Bedrooms En Suite; Two Bedrooms not En Suite; Two Compartments; or Bedroom and Compartment Combination between points on Union Pacific Railroad; also on through trains operated jointly with the CMSIP&P or N. & W. Railroads, will be counted as follows in meeting these minimum ticket requirements: Head of Family will be counted as One Adult Ticket; Additional passengers 12 years and older will be counted as One-Half (½) Adult Ticket Each; Additional passengers 5 and under 12 years will be counted as One-Fourth (¼) Adult Ticket Each.

- ♦ These fares not to be applied to table on page 33, See table below.
- * Made combination of fares.
- (A) Via Salt Lake City, Green River or Brigham City and Pocatello.
- (B) From Tacoma, lower standard berth, \$9.95.
- (C) Via Southern Pacific Company and Portland. From Tacoma lower standard berth, \$11.00.
- (F) Via Southern Pacific Company and Portland. From Tacoma, lower standard berth, \$10.60.
- (G) Via Los Angeles.
- (H) Via Southern Pacific Company and Portland.
- (K) From Tacoma, lower standard berth, \$12.55.
- (L) Via Southern Pacific Company.
- (N) From Tacoma, lower standard berth, \$5.80.
- (P) Via Direct Lines.
- (Q) From Tacoma, lower standard berth \$8.70.
- (R) Via Brigham City, via Green River \$13.25.
- Berth rates to and from Cheyenne, Denver and west apply via Omaha or via Kansas City.

⊙ Rates effective and service available during Parks Summer Season ONLY

Table of rates for various accommodations in Standard Pullman Sleeping Cars — Where Table on Page 33 not applicable.

Where Lower Berth Rate is	Upper Berth Rate is	Roomette for one Person is	Duplex Single Room for one Person is	Bedroom for one Person is	Bedroom for two or more Persons is	Bedroom Suite for two or more Persons is	Compartment for one Person is	Compartment for two or more Persons is	Drawing Room for one Person is	Drawing Room for two or more Persons is
\$8.75	\$6.55	\$13.70	\$16.80	\$19.80	\$23.85	\$39.60	\$20.75	\$25.70	\$28.05	\$35.00
10.60	8.05	14.80	17.95	21.35	25.50	42.85	22.35	27.70	30.30	37.80
11.00	8.40	15.50	18.70	22.05	26.40	44.05	23.10	28.60	31.35	39.05
11.75	9.00	16.60	20.00	23.55	28.20	47.20	24.70	30.55	33.55	41.75

Table of Rates for Various Accommodations in Standard Pullman Sleeping Cars Effective Oct. 31, 1965

Where Lower Berth Rate is	Upper Berth Rate is	Roomette for one Person is	X Rmte. Suite for two or more persons is	Bed Room for one Person is	Bed Room for two or more Persons is	Bed R'm Suite for two or more Persons is	Com-partm't for one Person is	Com-partm't for two or more Persons is	Drawing Room for one Person is	Drawing Room for two or more Persons is
\$5.80 5.90 6.30 6.70 7.05 7.55 7.90 8.30	\$4.40 4.50 4.75 5.15 5.40 5.65 6.10 6.30	\$8.10 8.25 8.75 9.40 9.95 10.55 11.05 11.60	\$14.75 14.95 15.95 16.65 17.50 18.65 19.50 20.20	\$11.90 12.20 13.05 13.75 14.40 15.40 16.10 16.80	\$14.75 14.95 15.95 16.65 17.50 18.65 19.50 20.20	\$23.85 24.35 26.10 27.45 28.75 30.80 32.15 33.55	\$12.55 12.75 13.65 14.40 15.10 16.10 16.85 17.60	\$15.85 16.10 17.15 18.05 18.95 20.10 21.00 21.90	\$16.90 17.20 18.40 19.40 20.40 21.75 22.75 23.80	\$21.35 21.75 23.15 24.40 25.65 27.25 28.55 29.75
8.70 9.20 9.50 9.95 10.20 10.70 11.00 11.45	6.65 6.95 7.15 7.55 7.80 8.10 8.40 8.65	12.20 12.80 13.25 13.80 14.40 14.85 15.50 16.00	21.20 22.20 22.95 23.90 24.50 25.55 26.30 27.20	17.65 18.50 19.15 19.90 20.45 21.40 21.95 22.70	21.20 22.20 22.95 23.90 24.50 25.55 26.30 27.20	35.30 37.00 38.25 39.75 40.95 42.75 43.95 45.45	18.45 19.40 20.05 20.90 21.45 22.40 23.05 23.90	22.90 24.10 24.85 25.85 26.50 27.70 28.45 29.50	24.95 26.30 27.20 28.40 29.10 30.45 31.35 32.50	31.20 32.80 33.90 35.35 36.25 37.85 38.90 40.35
11.75 12.25 12.55 12.95 13.25 13.75 14.05 14.50	9.00 9.25 9.50 9.85 10.10 10.50 10.70 10.95	16.60 17.10 17.65 18.15 18.65 19.20 19.70 20.20	27.95 28.90 29.65 30.50 31.20 32.35 33.00 33.90	23.35 24.25 24.85 25.60 26.25 27.10 27.80 28.50	27.95 28.90 29.65 30.50 31.20 32.35 33.00 33.90	46.75 48.55 49.70 51.20 52.50 54.20 55.60 57.00	24.55 25.50 26.15 26.90 27.55 28.50 29.15 30.00	30.25 31.45 32.15 33.10 33.85 35.00 35.75 36.80	33.35 34.70 35.55 36.65 37.50 38.80 39.70 40.85	41.45 43.05 44.10 45.40 46.45 48.05 49.15 50.60
14.70 15.25 15.50 15.90 16.20 16.70 17.00 17.35	11.35 11.50 11.80 12.10 12.35 12.70 12.90 13.20	20.70 21.25 21.70 22.20 22.70 23.25 23.75 24.30	34.45 35.50 36.25 36.95 37.70 38.65 39.40 40.10	29.10 29.95 30.60 31.10 31.80 32.65 33.25 33.95	34.45 35.50 36.25 36.95 37.70 38.65 39.40 40.10	58.20 59.90 61.15 62.25 63.65 65.35 66.50 67.90	30.45 31.50 32.05 32.80 33.40 34.40 35.05 35.65	37.30 38.60 39.25 40.15 40.90 42.05 42.80 43.60	41.45 42.95 43.70 44.70 45.55 46.90 47.80 48.65	51.25 53.10 54.00 55.25 56.30 57.90 59.00 60.05
17.70 18.10 19.45 18.85 19.10 19.45 19.85 20.15	13.55 13.70 14.00 14.30 14.55 14.80 15.10 15.35	24.75 25.25 25.85 26.25 26.80 27.35 27.75 28.20	41.05 41.75 42.60 43.35 44.05 44.80 45.65 46.40	34.65 35.35 36.10 36.75 37.25 38.10 38.70 39.35	41.05 41.75 42.60 43.35 44.05 44.80 45.65 46.40	69.30 70.70 72.20 73.50 74.55 76.15 77.45 78.70	36.40 37.15 37.90 38.65 39.20 39.95 40.70 41.35	44.50 45.40 46.30 47.20 47.85 48.75 49.60 50.40	49.70 50.75 51.75 52.80 53.55 54.55 55.55 56.50	61.35 62.55 63.85 65.10 66.00 67.20 68.50 69.55
20.55 20.80 21.25 21.60 21.90 22.20 22.50 22.85	15.55 15.90 16.15 16.30 16.70 16.85 17.15 17.40	28.80 29.15 29.65 30.10 30.60 31.00 31.55 32.05	47.10 47.85 48.70 49.30 50.05 50.90 51.65 52.20	39.95 40.65 41.40 41.85 42.45 43.20 43.85 44.40	47.10 47.85 48.70 49.30 50.05 50.90 51.65 52.20	79.90 81.30 82.80 83.75 84.95 86.40 87.70 88.80	42.10 43.50 44.00 45.40 46.05 46.70	51.35 51.95 53.00 53.65 54.55 55.30 56.05 56.85	57.50 58.25 59.40 60.15 61.20 62.05 62.95 63.80	70.80 71.70 73.15 74.05 75.30 76.35 77.45 78.50
23.15 23.45 23.75 24.20 24.50 25.00 25.25 25.65	17.65 17.75 18.10 18.40 18.60 18.95 19.25 19.45	32.45 32.70 33.15 33.80 34.35 34.80 35.35 35.90	52.95 53.50 54.25 55.05 55.80 56.80 57.55 58.50	45.00 45.50 46.10 46.90 47.50 48.35 49.05 49.80	52.95 53.50 54.25 55.05 55.80 56.80 57.55 58.50	89.95 91.00 92.20 93.80 95.00 96.70 98.10 99.60	47.35 47.85 48.50 49.35 50.00 50.95 51.60 52.25	57.60 58.25 59.05 60.05 60.80 61.95 62.60 63.55	64.70 65.45 66.30 67.50 68.40 69.70 70.45 71.45	79.65 80.50 81.55 83.00 84.05 85.65 86.60 87.85

X Not applicable to or from points on the Southern Pacific Co.

For Business or Pleasure . . . It's UNION PACIFIC

Each mode of travel has its advantages but for complete, tension-free comfort and dependable service, the best way is the rail way.

On Union Pacific Domeliners you'll find courteous and attentive service to make your trip a satisfying, enjoyable experience. Accommodations and meals are the finest.

PULLMAN SEAT RATES

For Day Travel Between Various Cities and to Western Park Gateways

Boise — Pocatello	\$2.35
Denver — Laramie	1.65
Denver — North Platte	2.65
Las Vegas — Los Angeles	3.25
Lund — Las Vegas	2.15
Ogden — Salt Lake City	1.15
Portland — Tacoma	1.50
Portland — Seattle	2.00
Portland — Pendleton	2.35
Salt Lake City — Pocatello	1.80
Shoshone — Pocatello	1.15
Salt Lake City — Lund	2.50

Do You Know About Our Prepaid Ticket Order Plan?

- We have a plan whereby you may purchase, at your railroad station, an order for railroad service, to be used by a member of your family, or any other person you may designate, at some distant station.
- This service offers a particularly safe and convenient way of providing tickets and other railroad service to students returning home at holiday and vacation time.
- These prepaid orders may include railroad tickets, sleeping and parlor car tickets, and cash for meals and other incidentals. Your railroad agent will handle them for you—by telegraph if necessary—and they will be delivered without service charge to any person you may specify, at points on participating railroads in the United States or Canada.

UNION PACIFIC RAILROAD

UNION PACIFIC RAILROAD

PASSENGER AND FREIGHT SERVICE OFFICES

Traveler? Shipper? Our sales representatives, listed below, will gladly assist you. Service is our most important Product! Digits in brackets preceding telephone number indicate area code.

ABERDEEN, WASH. 98520—3 UP Sta., KandRiverSts.—Phone(206)LEnox2-6695
 J. E. SOUTHWORTH General Traffic Agent

ALHAMBRA, CALIF. 91801—
 City Ticket Office, 51 S. Garfield Ave.— Phone(213)ATlantic 18763
 H. L. CAMPBELL (or Phone (213) Cumberland 32624) Ticket Agent

ATLANTA, GA. 30303—705 Fulton Nat'l Bank Bldg., 55 Marietta St., N. W.—
 J. D. GLOVER, (Phone(404)JACKson 4-6261) General Traffic Agent
 J. R. TURNER (Tampa) Traffic Agent

BEND ORE. 97701—1054 Bond St.— Phone(503)EVergreen 2-1901
 C. W. REXROAD General Traffic Agent

BEVERLY HILLS, CALIF. 90210—
 251 No. Beverly Drive— Phone(213)CRestview 1-7167
 H. FRIEDMAN (or Phone (213) BRadshaw 2-1633) Traffic Agent
 W. T. WORTHINGTON City Ticket Agent

BIRMINGHAM, ALA. 35203—922 Brown-Marx Building— Phone(205)251-7163
 S. H. HENRY General Traffic Agent

BOISE, IDAHO 83702—
 City Ticket Office, Idaho Bldg. 212 No. 8th St.— Phone(208)343-6465
 A. H. GENGEL Traffic Manager
 D. F. ALVORD General Traffic Agent
 S. A. GRAYSON Special Representative
 C. S. SHARP City Passenger and Ticket Agent

BOSTON, MASS. 02108—208 Old South Bldg., 294 Washington St.—
 C. A. MORRIS (Phone(617) HUBBard 2-6382) General Traffic Agent

BUTTE, MONT. 59701—609 Metals Bank Bldg., 8 West Park St.— Phone(406)792-2389
 E. H. LYMAN General Traffic Agent

CALGARY, ALTA.—Room 717 Lancaster Bldg., 2nd St. & 8th Ave. West—
 A. MCKERRON (Phone(403)262-3926) General Traffic Agent

CEDAR CITY, UTAH 84720—Union Pacific Station— Phone(801)JUNiper 6-8211
 D. V. EKSTROM Agent

CHEYENNE, WYO. 82001—
 Union Pacific Pas. Station, 121 West 15th St. Phone(307)634-4421
 C. E. ASTLER Special Representative
 F. H. GILROY General Traffic Agent
 W. A. BROWN City Passenger and Ticket Agent

CHICAGO, ILL. 60603—11 South LaSalle Street at Madison—
 W. V. LAYMAN Phone Traffic Manager
 C. A. RICHARDS (312) RANDolph 6-0141 Assistant Traffic Manager
 H. G. GRAMPNER General Traffic Agent
 T. E. TANN General Traffic Agent
 J. G. DUGGAN Foreign Freight Traffic Manager

CHICAGO, ILL. 60603—
 City Ticket Office, One So. LaSalle St.— Phone(312)RANDolph 6-0141
 For Passenger Information Call(312)RANDolph 6-0141
 For Passenger Reservation Call(312)782-1520
 A. J. WHITE General Passenger Agent
 J. W. WILARD City Ticket Agent
 Miss M. A. MCKINNEY Women's Travel Department

CHICAGO, ILL. 60603—One So. LaSalle St.— Phone(312)RANDolph 6-0141
 W. J. FORAL Manager, Department of Tours

CINCINNATI, OHIO 45202—
 303 Dixie Term. Bldg., 4th & Walnut Sts.— Phone(513)MAIN 1-0144
 F. J. BEGGS General Traffic Agent
 W. T. NIELSEN (Columbus) Traffic Agent
 O. H. TEDRICK (Louisville) Traffic Agent

CLEVELAND, OHIO 44113—1407 Terminal Tower, 50 Public Square—
 D. P. DRISCOLL (Phone(216) MAIN 1-3070) General Traffic Agent
 G. W. NESTER (Buffalo) Traffic Agent
 R. J. GOUBLEY (Findlay) Traffic Agent

DALLAS, TEXAS 75201—2108 Mercantile Bank Bldg.— Phone(214)RIVERSide 1-3915
 M. A. ARNOLD (Houston) General Traffic Agent
 E. STALL, JR. Traffic Agent

DENVER, COLO. 80202
 City Ticket Office 535 17th Street— Phone(303)534-4141
 W. JAMES Traffic Manager
 W. H. WHALEN General Freight and Passenger Agent
 E. R. A. SIEMERS General Traffic Agent
 L. C. CLEAVENER City Ticket Agent
 D. E. DEHAVEN Depot Passenger Agent
 For Passenger Information or Reservation, Call(303)825-3211

DES MOINES, IOWA 50309—407 Equitable Bldg., 6th & Locust Sts.—
 W. W. MCKEE (Phone(515)243-0583) General Traffic Agent

DETROIT, MICH. 48226—612 Book Bldg., 1249 Washington Blvd.—
 E. L. ERICKSON Phone Traffic Manager
 F. O. KANSORKA (313)WOODward 1-7794 General Traffic Agent
 R. L. CLARK District Traffic Agent
 J. K. SHERIDAN District Traffic Agent
 G. A. NESTOR (Grand Rapids) Traffic Agent
 A. J. BRAMAN (Lansing) Traffic Agent
 H. E. JOHNSON (Perryburg) Traffic Agent

EAST LOS ANGELES, CALIF. 90022—
 5454 Ferguson Drive— Phone(213)RAYmond 3-5821
 J. J. WALKER Ticket Agent

EUGENE, ORE. 97401—Suite 21, Cascade Bldg., 163 East 12th Avenue
 J. E. ATHERTON (Phone(503)DIAMond 5-8461) General Traffic Agent

FRESNO, CALIF. 93714—207 Rowell Bldg., Tulare St. & Van Ness Ave.
 A. H. CLARK (Phone(209)264-6571) General Traffic Agent
 W. E. MCTIGHER (Bakersfield) Traffic Agent

GERING, NEBR. 69341—Union Pacific Station— Phone(308)436-2415
 F. M. PURNELL General Traffic Agent

GLENDALE, CALIF. 91203—City Ticket Office, 406 North Brand Blvd.—
 E. A. SMITH General Traffic Agent
 W. P. HISERODT (Phone(213)CItrius 1-2174 or (213)CHApman 5-1370) City Ticket Agent

HOLLYWOOD, CALIF. 90028—City Ticket Office, 6702 Hollywood Blvd.—
 W. F. BROWN Phone General Traffic Agent
 J. A. JANSEN (213) HOLLYwood 4-0221 City Ticket Agent

HUNTINGTON PARK, CALIF. 90256—
 City Ticket Office, 7002 Pacific Blvd.—
 W. F. MILNER (Phone(213)588-9281) Traffic Agent

KANSAS CITY, MO. 64106—
 200 Waldheim Bldg., 6 East Eleventh St.— Phone(816)MAYfair 1-3030
 R. A. ANDERSON Traffic Manager
 J. R. HENDERSON General Freight and Passenger Agent
 R. C. DARGY City Ticket Office—2 East Eleventh Street— Phone(816)MAYfair 1-3030
 H. M. BACK General Traffic Agent
 C. T. CLARKE City Ticket Agent
 N. E. LUTH (Hays) Traffic Agent
 D. W. HANCRIFT (Wichita) Traffic Agent
 R. JOHANSEN Depot Passenger Agent
 Kansas City, Kans., Union City Ticket Office, Town House Hotel, 7th & State Sts.
 Mrs. E. F. FLYNN (Phone(913)ATwater 1-1550) City Ticket Agent

LAS VEGAS, NEV. 89101—Union Pacific Station— Phone(702)DUDley 4-9000
 W. R. NEUSTROM General Traffic Agent
 L. M. LAYNE District Traffic Agent
 P. D. BOTSFORD Ticket Agent

LEWISTON, IDAHO 83501—Room 7, Union Depot— Phone(208)SH 3-2524
 J. L. REEVES General Traffic Agent

LINCOLN, NEBR. 68508—
 City Ticket Office, 224 So. 13th St.— Phone(402)432-6517
 J. A. CUNNINGHAM General Traffic Agent

LONG BEACH, CALIF. 90802—City Ticket Office, 221 Long Beach Blvd.—
 R. W. CONNELL (Phone(213)HEMlock 7-2931) General Traffic Agent
 W. A. MANZ City Ticket Agent

LOS ANGELES, CALIF. 90022—Union Pacific Bldg., 5480 Ferguson Drive
 F. L. MORGAN Phone Traffic Manager
 E. C. RASMUSSEN (213)685-4350 Assistant Traffic Manager
 N. E. LUTH Assistant Traffic Manager
 J. D. MALEFY Assistant Traffic Manager
 H. J. BURING General Freight Agent
 H. J. DELACY General Freight Agent
 C. F. HALLSMAN Assistant General Passenger Agent
 R. R. POPE General Agent, Freight Department
 G. M. ROBERTSON District Baggage Agent
 City Ticket Office—90013—507 So. Olive Street— Phone(213)624-5273
 R. MABONEY City Ticket Agent
 R. H. LUND General Agent, Passenger Department
 507 So. Olive Street—90013 Phone(213)624-9471
 For Passenger Information or Reservation, Call (213)685-6037
 Union Passenger Station— Phone(213)685-4350
 E. D. CHAMBERLAIN Depot Ticket Agent
 T. J. GILGOLLY Depot Passenger Agent
 W. G. GALLAMORE Depot Passenger Agent

MEDFORD, ORE. 97501—1307 West Main St.— Phone(503)773-5388
 L. J. ZIESMER General Traffic Agent

MEMPHIS, TENN. 38103—
 1137 Sterick Bldg., 8 No. Third St.— Phone(901)JACKson 5-8419
 G. E. ROTHROCK General Traffic Agent
 D. J. NELSON, (No. Little Rock, Ark.) Traffic Agent

MILWAUKEE, WIS. 53203—902 Majestic Bldg., 231 W. Wisconsin Ave.—
 A. J. FROMME (Phone(414)BROADway 1-7833) General Traffic Agent
 H. H. SCHMIDT (Appleton) Traffic Agent

MINNEAPOLIS, MINN. 55402—
 890 Northwestern Bank Bldg., 620 Marquette Ave.—
 J. A. CALLAWAY (Phone(612)FEDeral 2-2451) General Traffic Agent

NEW ORLEANS, LA. 70112—
 504 National Bank of Commerce Bldg., 210 Baronne Street—
 E. W. RYCE (Phone(504)JACKson 2-2274) General Traffic Agent

NEW YORK, N. Y. 10020—626 Fifth Ave., Suite 350, Rockefeller Center—
 T. L. VOGEL (Phone(212)CIRcle 6-4900) Traffic Manager
 H. F. BREVOORT (Phone(212)CIRcle 6-4908) Assistant Traffic Manager
 E. R. VAN DOREN (Phone(212)CIRcle 6-4900) General Traffic Agent
 E. MACKAY, JR. District Traffic Agent
 D. J. GALL Passenger and Ticket Agent
 W. E. GODDARD Passenger and Ticket Agent
 V. J. DISTLER (Dewitt) Traffic Agent

OAKLAND, CALIF. 94611—550 MacArthur Broadway Office Bldg.,
 235 W. MacArthur Blvd.—
 W. M. CUNNINGHAM (Phone(415)653-9094) General Traffic Agent

OGDEN, UTAH 84401—
 Room 100 Union Station, 25th St. & Wall Ave.— Phone(801)394-5533
 H. O. MCINTYRE General Traffic Agent
 W. K. HENDRICKS Depot Passenger Agent

OMAHA, NEBR. 68102—
 Union Pacific Building, 1416 Dodge St.— Phone(402)281-5822
 R. B. JOHNSON Passenger Traffic Manager
 G. W. JONES Assistant to Passenger Traffic Manager
 C. ANDERSON Assistant Passenger Traffic Manager
 J. M. FORBES Assistant Passenger Traffic Manager
 D. P. MCMAHON Assistant Passenger Traffic Manager
 C. E. DUFF Manager Mail, Baggage and Express Traffic
 R. A. FORAL Traffic Manager
 J. W. JARVIS Supervisor, Agricultural Development
 W. F. PETERSEN General Live Stock Agent
 City Ticket Office—Corner 15th & Dodge Streets— Phone(402)271-3480
 J. R. SCOGIN General Traffic Agent
 R. S. FARLEY (402)281-5822 District Traffic Agent
 W. W. NEILL City Ticket Agent
 H. A. HORNER (Kearney) Traffic Agent
 J. D. MARTIN (Grand Island) Traffic Agent
 L. L. MCCLUSKEY Depot Passenger Agent

ORANGE, CALIF. 92668—City Office, 79 Town & Country, 777 So. Main St.—
 E. J. MURPHY (Phone(714)542-3979) General Traffic Agent

PASADENA, CALIF. 91101—
 Union Pacific Station, 205 W. Colorado Blvd.— Phone(213)8YEarmore 2-4107
 H. G. BARTLETT General Traffic Agent
 F. R. LEFFINGWELL City Ticket Agent

PHILADELPHIA, PA. 19102—904 Girard Trust Bldg., Broad St. & So. Penn. Sq.—
 W. D. HARING (Phone(215)LOcus 3-2170) General Traffic Agent

PITTSBURGH, PA. 15222—1419 Oliver Bldg., Smithfield St. and Sixth Avenue—
 H. G. LOCKE Phone General Traffic Agent
 E. W. HARRIS (412) 281-0260 District Traffic Agent

POCATELLO, IDAHO 83201 — U.P. Passenger Station — Phone(208)CE2-4450
 R. A. ANDERSON General Traffic Agent
 J. J. JOHNSON (Idaho Falls) Traffic Agent
 R. B. WRIGHT (Twin Falls) Traffic Agent

POMONA, CALIF. 91766 — U. P. Passenger Sta. — Phone(714)NAtional 2-3561
 G. J. CROSS Traffic Agent

PORTLAND, ORE. 97205—751 Pittock Block— Phone(503)CApitol 7-7771
 G. A. BROWN Traffic Manager
 W. V. KEE Assistant Traffic Manager
 R. A. HOWLAND Assistant Traffic Manager
 P. A. COLE Assistant Traffic Manager
 R. W. GILL Assistant Freight Traffic Manager (Rates)
 R. D. TOOMEY General Agent, Freight Department
 L. A. NEASE District Baggage Agent
 City Ticket Office—917 S. W. Washington Street— Phone(503)CApitol 7-7771
 S. V. RUSH General Agent, Passenger Department
 H. C. WEDDLE City Ticket Agent
 R. M. LORENZ Depot Passenger Agent
 For Passenger Information or Reservation, Call(503)CApitol 7-6471.

RENO, NEV. 89501—Suite 707, First Nat'l Bank of Nevada, One East First St.—
 Phone(702)323-4881
 P. E. FLESCHER General Traffic Agent

RIVERSIDE, CALIF. 92507—Union Pacific Pass. Station, 7th & Vine Sts.—
 E. G. HAYES (Phone(714)OVERland 3-3190) General Traffic Agent

ST. JOSEPH, MO. 64501—City Ticket Office,
 602 Corby Building—5th and Felix Sts.— Phone(816)ADams 2-5485
 F. S. BEDNAR General Freight and Passenger Agent
 J. W. TURNER Passenger and Ticket Agent
 R. W. ARONSON (Hastings, Nebr.) Traffic Agent

ST. LOUIS, MO. 63101—
 1223 Ambassador Bldg., 411 North 7th St.— Phone(314)CHEstnut 1-7750
 F. W. GURSKY General Traffic Agent

SACRAMENTO, CALIF. 95810—217 Forum Bldg., 1107 Ninth St.—
 J. C. JOHNSON (Phone(916)GILbert 2-1025) General Traffic Agent
 T. H. BEESON (Redding) District Traffic Agent

SALINA, KANS. 67401—Third and Ash Streets— Phone(913)TAYlor 5-4633
 D. V. MARTIN General Traffic Agent

SALT LAKE CITY, UTAH 84111—417 South Main St.— Phone(801)363-1544
 R. T. GRIFFIN Traffic Manager
 R. E. HAUTZINGER General Freight and Passenger Agent
 M. D. BAER District Traffic Agent
 F. M. YOUNG (Provo) Traffic Agent
 L. WHEPPEY City Ticket Agent
 J. G. SEEGMILLER Depot Passenger Agent
 For Passenger Information or Reservation, Call (801)328-1539

SAN DIEGO, CALIF. 92101—Suite 1105 Home Tower, 707 B'way Phone(714)233-7241
 I. V. HELMICK General Traffic Agent
 J. E. DOOLEY Ticket Agent

SAN FRANCISCO, CALIF. 94105—405 Market Street— Phone(415)421-6030
 M. H. FOWLER Traffic Manager
 B. P. COSTELLO Assistant Traffic Manager
 H. C. DUNFEE Assistant Traffic Manager
 F. C. BELL (Santa Rosa) General Traffic Agent
 W. E. KENNEDY (Santa Rosa) Traffic Agent
 City Ticket Office—405 Market Street— Phone(415)GARfield 1-6030
 J. R. NAPTON City Ticket Agent

SAN JOSE, CALIF. 95113—811 Bank of America Bldg., First and Santa Clara Sts.—
 H. C. DANNER (Phone(408)292-3878) General Traffic Agent
 J. S. CAPLE (Salinas) District Traffic Agent

SAN PEDRO, CALIF. 90733—City Ticket Office, 805 So. Pacific Ave.—
 T. H. GREAVES (Phone(213)TERminal 2-7531) General Traffic Agent
 R. N. ASHBY City Ticket Agent

SANTA ANA, CALIF.—(SEE ORANGE, CALIF.)

SANTA MONICA, CALIF. 90406—City Ticket Office, 1228 5th Street—
 W. A. CHENEY (Phone(213)395-9951) General Traffic Agent
 M. A. ABASCAL (Phone(213)395-9951) City Ticket Agent

SEATTLE, WASH. 98104—
 City Ticket Office—4th Ave. and Jackson St.— Phone(206)MAIn 36933
 W. U. COLLIER General Freight and Passenger Agent

SEATTLE, WASH. 98104
 City Ticket Office—4th Ave. and Jackson St.—
 W. H. AHLGRIM (Phone(206) MAIn 3-6933) General Traffic Agent

SIoux CITY, IA. 51101—644 Benson Bldg., 705 Douglas St.— Phone(712)255-8328
 L. J. ROACH General Traffic Agent

SPOKANE, WASH. 99201—Union Station, West 430 Trent Avenue—
 L. E. DONAHUE (Phone(509)MADison 4-4121) General Freight Agent

STOCKTON, CALIF. 95202—206 California Bldg., 11 So. San Joaquin St.—
 C. BIANCHINI (Phone(209)HOWard 6-8581) General Traffic Agent

TACOMA, WASH. 98402—City Ticket Office, 114 South Ninth St.—
 F. G. ROTHWELL (Phone(206)BROADway 2-2275) General Traffic Agent

TOPEKA, KANS. 66608—Freight Station— Phone(913)CENTral 3-4138
 G. N. WELLS General Traffic Agent

TORONTO, ONT. Room 1304 National Trust Bldg., 7 King St.—East—
 J. F. FEATHERSTONE (Phone(416)EMPIre 4-7239) General Traffic Agent

TULSA, OKLA. 74103—
 721 Kennedy Bldg., 321 South Boston St.— Phone(918)LUther 2-6859
 L. L. CRAWFORD General Traffic Agent

VANCOUVER, B. C. Room No. 303 Burrard Bldg., 1030 West Georgia St.—
 A. G. PROSKURNIAK (Phone(604)MUTual 3-8561) District Traffic Agent

VICTOR, IDAHO 83455—Union Pacific Station Phone(208)787-2285
 G. A. SESSIONS Agent

WALLA WALLA, WASH. 99362—Union Pacific Pass. Sta., 13th and West Main Sts.
 J. M. LANDAU (Phone(509)JACKson 9-1610) General Traffic Agent
 L. R. CAPPS (Pendleton) Traffic Agent

WASHINGTON, D. C. 20006—Suite 814, The Farragut Bldg., 900-17th St., N. W.—
 C. G. DANKMYER Phone General Traffic Agent
 R. H. GATES (202)296-4833 District Traffic Agent
 W. G. LORYS (Richmond, Va.) Traffic Agent

WINSTON-SALEM, N. C. 27101—625 Reynolds Bldg., 4th and Main Sts.—
 D. R. WALKER (Phone(919)724-0509) General Traffic Agent

YAKIMA, WASH. 98902—Union Pacific Building, 104 W. Yakima Ave.—
 A. C. TAYLOR (Phone(509)GLEncourt 7-4181) General Traffic Agent
 P. V. KEMP (Kennewick, Wash.) Traffic Agent

J. R. MacANALLY Vice-President, Traffic OMAHA, NEBR. 68102	R. F. PETTIGREW Assistant Vice-President, Traffic OMAHA, NEBR. 68102	R. B. JOHNSON Passenger Traffic Manager OMAHA, NEBR. 68102	N. B. MARVIN General Freight Traffic Manager (Sales and Service) OMAHA, NEBR. 68102	C. O. SHOWALTER General Freight Traffic Manager (Rates and Divisions) OMAHA, NEBR. 68102
---	---	---	---	--

UNION PACIFIC'S EAST LOS ANGELES Transfer Service



To Ticket Agents, Travel Agents and Our Patrons; Passengers:

East Los Angeles Station, with waiting rooms and public conveniences, serves as a transfer station for Union Pacific passengers, via motor bus to and from Pasadena, Glendale, Disneyland Hotel, Anaheim, Orange and Long Beach-San Pedro Branch Line points.

Modern air-conditioned motor buses are operated by the Union Pacific Stage Company, a subsidiary of the Union Pacific Railroad, and all tickets routed via the Union Pacific direct or via Los Angeles, to or from above points and intermediate branch line stations, are honored via East Los Angeles and motor bus. See Tables 7, 8, and 9 on page 18 for local schedules of all motor coaches.

The picture above shows how easy it is for friends and relatives to meet passengers at East Los Angeles. There is ample parking and it is free.

Train luggage is quickly delivered to the bus driver and arrives at destination with the traveler.

Checked Baggage: Baggage should be checked to the following city ticket office or depots only: Glendale; Pasadena; East Los Angeles; Whittier; Fullerton; Anaheim; Lakewood; Long Beach and San Pedro. (Only East Los Angeles, Long Beach and Pasadena stations are open Saturdays and Sundays for claiming or checking baggage.)

