

Whenever you ship or travel, be specific, say **UNION PACIFIC**

April 24, 1966

April 24, 1966

UNION PACIFIC

UNION PACIFIC


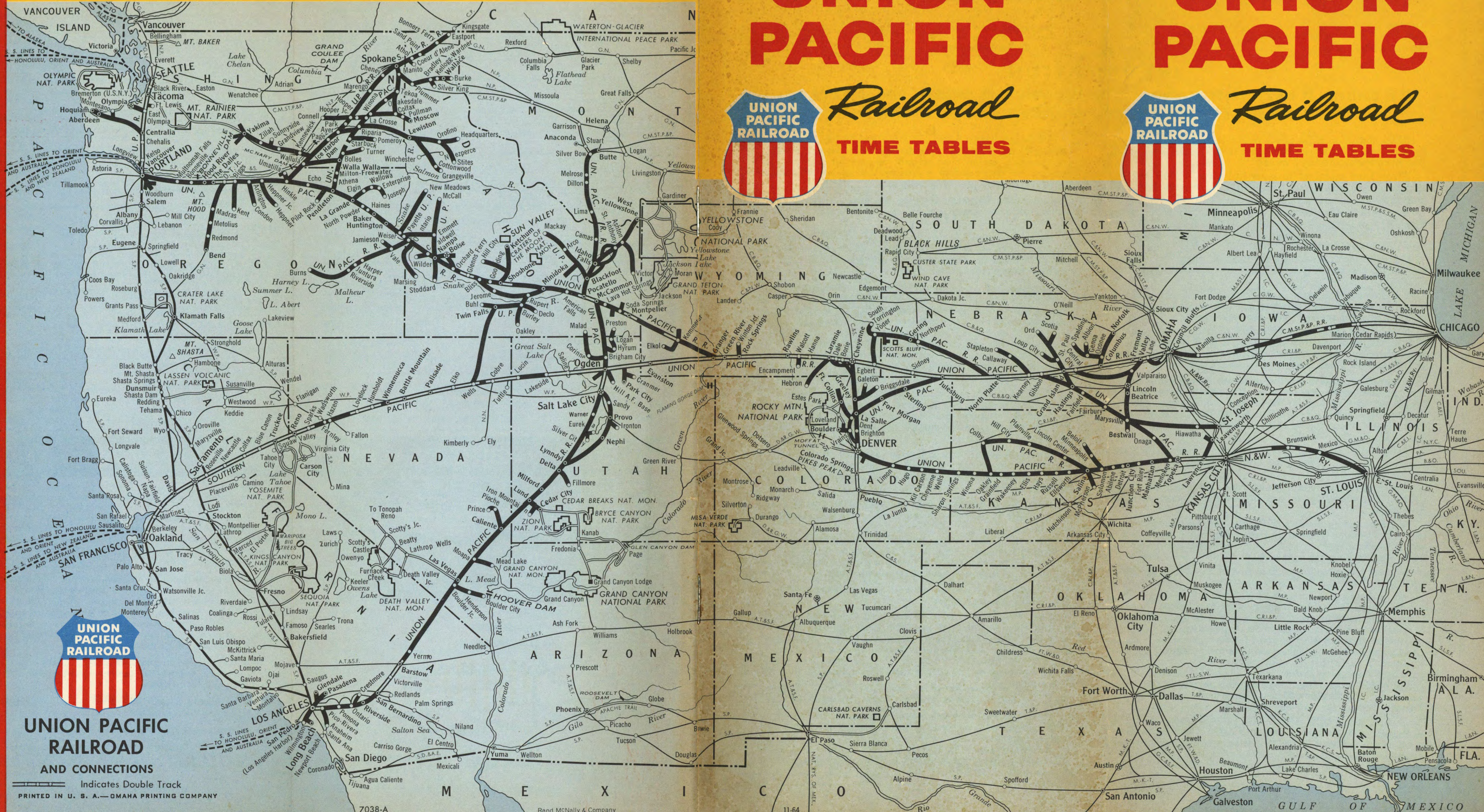


Railroad
TIME TABLES



Railroad
TIME TABLES

Serving thirteen western states with the finest in travel comfort and dependable freight service



UNION PACIFIC RAILROAD
AND CONNECTIONS

Indicates Double Track
PRINTED IN U. S. A. — OMAHA PRINTING COMPANY

Rand McNally & Company

11-64

TABLE OF CONTENTS

Section Page Section Page
Index to Union Pacific Stations... 3 to 5
Equipment of Through Trains... 6 to 14
Condensed Train Schedules... 6 to 14
Complete Train Schedules... 15 to 25
Connecting Bus Lines at East Los Angeles... 18
Connecting Bus Lines Service... 26
Address of Principal Union Pacific Stations... 28
Reserved Coach Seat Charges... 28
One Way Railroad Fares... 29
Round Trip Railroad Fares... 30 and 31
Pullman Sleeping Car Charges... 32 and 33
Pullman Seat Fares... 33
Union Pacific Representatives... 34 and 35

INFORMATION

It is advisable to always check in advance at the local station the departure time shown on your Pullman ticket or ticket envelope to make sure there has been no schedule change.

Miles shown on mile posts read westward from Council Bluffs, Iowa. Miles shown herein are from Omaha, Nebraska. (Variance approximately 3 miles.)

Time from midnight to noon inclusive, is indicated by light face type; from noon to midnight inclusive, by dark face type.

Any person who, because of mental, physical or other disability, is incapable of properly caring for himself or herself, will be received as a passenger ONLY when accompanied by a competent attendant.

On trains that carry chair car porters, there is no charge for the services of the porter. There is a nominal charge for pillows.

Children under 5 years of age ride free, when accompanied by parent or guardian; 5 years of age and under 12, pay half fare; 12 years of age and over, pay full fare.

Should any question or difference of understanding arise with agents or conductors as to proper fare or ticket privileges, please pay fare requested, take receipt, and communicate with Passenger Traffic Manager, Omaha, Nebr. 68102.

Tickets unused or partly used, will be redeemed under tariff regulations at proper value. Passenger will be charged the lowest possible fare for the service actually used and refunded the difference between this and the purchase price. Consult any Union Pacific office or write to Passenger Traffic Mgr., Omaha, Nebr. 68102.

Stopovers are permitted at all points where trains are scheduled to stop, within final limit of tickets, by notifying conductor.

Many attractive side trips and optional routes are available. Ask your local Agent or any Union Pacific representative for details.

Tickets reading via Union Pacific Railroad, with certain exceptions, will be honored by Greyhound Bus Lines between any two points between which Greyhound Bus Lines and the Union Pacific Railroad both operate.

You are requested to purchase your tickets before boarding the train.

At Chicago the Transfer coupon on a through railroad ticket entitles the holder, without additional charge, to have himself and hand luggage transferred in a Railroad Transfer Service car from his incoming to his outgoing station. Or, when there is at least a 3-hour interval between arrival of train in Chicago and scheduled departure time from outgoing station, Railroad Transfer Service will transfer such luggage to the passenger's outgoing station where it can be claimed at the parcel check room. The charge for this service is the usual parcel checking fee plus a 25 cent charge made by the Railroad Transfer Service for each bag or parcel.

IDENTIFY YOUR BAGGAGE by marking or tagging each piece, both inside and out with your name and permanent address. This is a wise precaution whether baggage is to be checked or taken with you on the train. Ask Ticket or Baggage Agent for free ADDRESS LABELS.

For the convenience and comfort of themselves and others passengers are requested to check their hand baggage whenever possible, except that actually needed for personal use enroute. No responsibility is assumed for unchecked articles left in stations, on platforms or in cars.

Checkable Baggage consists of wearing apparel, toilet articles and such personal effects as the passenger may need for use on the trip.

Money, jewelry, negotiable papers, liquids, fragile or perishable articles, radios, typewriters, dishes and household goods are examples of some of the articles not checkable as baggage. Consult Agent.

One hundred and fifty (150) pounds of baggage, not exceeding one hundred dollars (\$100.00) in value, may be checked on each adult ticket, and one-half those amounts in connection with children's half-fare tickets. The charge is only 25 cents for each hand bag, 50 cents for each trunk. Family fare plan tickets, provide for checking of three hundred (300) pounds of baggage, not exceeding two hundred dollars (\$200.00) in value, regardless of number of passengers for which the ticket is issued, at the same nominal charge.

Passengers have the privilege of declaring additional value on checked baggage, not to exceed a total of \$2500.00, upon payment of a nominal charge, or of purchasing St. Paul Fire & Marine Insurance Company baggage insurance in any amount. Consult Agent.

Dogs and other small household pets may be transported in baggage cars subject to tariff regulations or they may be taken into room accommodations, when in suitable containers, subject to Pullman Company regulations.

Handling of dogs and pets in baggage cars on streamliner trains is necessarily restricted. Consult agent for details.

No single piece of baggage exceeding 300 pounds in weight, or single shipment in excess of \$2500.00 in value, will be checked. Exception: Boxes of heavy or corrugated pasteboard are limited to a gross weight of 50 pounds each.

All baggage should be marked plainly on outside with name and address of owner.

The Domeliner, Streamliner and Challenger trains do not handle checked baggage, remains and pets, to or from many intermediate points where passengers may board or detrain. It is suggested you check your baggage 24 hours in advance of your own departure. Consult agent or passenger representatives for details.

In case of Lost Articles, communicate with Manager, Mail, Baggage & Express Traffic, Omaha, Nebraska 68102.

Union Pacific Railroad is not responsible for errors in time tables, inconvenience or loss resulting from delayed trains, failure to make connections, air conditioning failures, or emergency substitutions in equipment. Schedules, consists and designations of trains shown in this folder are subject to change without notice.

INDEX OF CONDENSED THROUGH TIME TABLES

Table with columns: BETWEEN AND TABLE, BETWEEN AND TABLE, BETWEEN AND TABLE. Lists routes between cities like Chicago-Omaha, St. Louis-Kansas City, and Salt Lake City-Cedar City, etc.

INDEX TO UNION PACIFIC STATIONS

Each Time Table is numbered. The numbers opposite the Stations are the numbers of the time tables in which the stations are shown. Stations marked * are located on Divisions indicated by table numbers, but are not shown in folder tables.

Large index table with columns: Table No., Station Name, Table No., Station Name, Table No., Station Name, Table No., Station Name, Table No., Station Name, Table No., Station Name. Lists stations from Aberdeen, Idaho to Cobre, Nev.

Table of station locations with columns for Table No. and location names across various states including Colorado, Idaho, Oregon, and Utah.

Stations marked ■ are located on Divisions indicated by table numbers, but are not shown in folder tables.

Table of station locations with columns for Table No. and location names across various states including Oregon, Idaho, Utah, and Nevada.

Stations marked ■ are located on Divisions indicated by table numbers, but are not shown in folder tables.

CHICAGO — PORTLAND and SEATTLE via Omaha and Denver

WESTBOUND Read Down		EASTBOUND Read Up	
Domeliner City of Portland 105 Daily Example	Trains 5-17 Daily Example	Domeliner City of Portland 106 Daily Example	Trains 18-6 Daily Example
3.00 SUN 11.15 "	7.10 SUN 6.50 MON	10.15 TUE 2.00 "	7.50 WED 8.00 TUE
11.35 SUN 12.49 MON 1.50 " 2.25 " 3.50 " 2.55 " 5.05 " 6.30 " 7.40 " 8.05 " 10.55 " 12.50 " f 2.37 " 3.05 " 3.15 " f 4.27 " 5.45 " 7.25 MON	10.45 MON 11.35 " 12.29 " 1.50 " 2.30 " 4.20 " 3.35 " Ar Chey enne 7.45 enne Lv Chey enne 9.20 MON 10.55 " 11.01 MON 1.15 TUE 3.15 " 3.40 " 4.15 " 5.45 " 7.35 " 9.40 TUE	1.40 TUE 4.52 " 12.18 " 11.25 MON 10.45 " 9.25 " 8.20 " 6.03 " 4.38 " 3.50 " Ar Chey enne 3.30 " 12.32 " 10.46 " 8.55 " 8.35 " 8.25 " f 7.05 " 5.40 " 3.55 MON	5.45 TUE 4.52 " 3.58 " 2.55 " 1.47 " 12.10 " 11.00 " Lv Chey enne 7.00 TUE Ar Chey enne 6.00 TUE 4.40 " 2.35 " 12.17 " 11.55 MON 11.30 " 10.10 " 8.30 " 6.15 MON
12.25 TUE 7.30 "	12.55 TUE 2.05 "	2.05 MON 12.55 MON	1.30 TUE 12.25 "
7.55 MON 8.25 " 9.11 MON	10.30 TUE 11.40 TUE 12.35 TUE	3.40 MON 2.40 " 1.57 MON	5.35 MON 4.20 TUE 3.30 "
9.15 MON 11.15 MON	11.45 TUE 12.15 TUE	4.15 MON 11.50 MON	11.15 MON 11.00 MON
7.00 MON 9.00 MON	11.00 TUE 12.15 TUE	4.50 MON 2.50 MON	5.15 MON 3.45 "
9.11 MON 10.05 " 11.20 " 11.43 " TUE 1.15 " 12.16 " 1.30 " 2.40 " 4.45 " 5.30 TUE	12.35 TUE 1.55 " 3.35 " 4.10 " 5.13 " 6.20 " 5.30 " 6.57 " 8.20 " 11.00 " 11.55 TUE	1.57 MON 1.05 " 11.50 SUN 11.25 " 10.55 " 10.06 " 9.05 " 7.45 " 6.45 " 4.31 " 3.56 "	3.30 MON 2.15 " 12.35 " 12.05 " 10.55 " 8.50 " 7.25 " 6.05 " 3.20 " 2.25 " 1.07 " 12.03 MON 11.24 SUN 10.20 SUN
9.30 TUE 12.27 " 1.30 TUE	9.30 WED 12.27 WED 1.30 WED	12.05 SUN 9.01 " 8.05 SUN	9.00 SUN 5.56 " 5.00 SUN

NOS. 105-106—Domeliner CITY OF PORTLAND—DAILY
C. M. St. P. & P. to Omaha; No. 457-460 Portland-Seattle.

Dome Lounge Car.....Chicago—Portland.
Streamlined Sleeping Cars.....Chicago—Portland—Roomettes, Double Bedrooms.
Reclining Seat—
Leg Rest Coaches.....Chicago—Portland—all seats reserved.
Dome Coach.....Chicago—Portland—36 leg rest seats reserved; dome seats not reserved.
Dome Dining Car.....Chicago—Portland—Club and a la carte service.
Buffet-Lounge Car.....Chicago—Portland—cafeteria meal service, snacks and beverages. (Operates approx. June 15 to Sept. 2nd).

Nos. 5-17-18-6—Daily
C. M. St. P. & P. No. 19-20—Omaha; U. P. No. 5-6—Cheyenne; No. 17-18—Portland.

Reclining Seat Coaches... Chicago and Omaha—Portland—requires change of cars at Omaha and Cheyenne. Seats not reserved.
Buffet-Lounge car..... Cheyenne—La Grande—cafeteria meal service, snacks and beverages.

Streamlined Sleeping Car.....Cheyenne—Portland (from Denver). Sections, Roomettes, Double Bedrooms.

WESTERN TOUR VACATIONS

Carefree, Personally Escorted, All-Expense

All-Expense Escorted Tours are the ideal way to relaxing, carefree, enjoyable vacations. All reservations are arranged in advance—no travel details to worry about—you know the cost before you start—and you enjoy the companionship of congenial people.

The Union Pacific operates a variety of all-expense escorted tours to many of the West's most scenic attractions. Let us tell you about them! Ask your nearest Union Pacific representative or write to the Department of Tours, Union Pacific Railroad, One South LaSalle Street, Chicago, Ill., 60603.

UNION PACIFIC DEPARTMENT OF TOURS

♦ Idaho Falls, Idaho is rail gateway to Yellowstone and Grand Teton National Parks. During summer season (June 13 through August 18) coaches and sleepers (from Salt Lake City and through Pocatello) set out for occupancy at Idaho Falls (6:30 A.M. inbound; 9:30 P.M. outbound). Motor buses then transport passengers to and from Yellowstone and Grand Teton National Parks.

♦ Conditional stop; see Table 1 or 2. (f) Stops only on signal.

♦ Motor Bus. This service is provided passengers arriving or departing Shoshone and holding proper tickets to and from Sun Valley, Idaho. No bus service during period Sun Valley is closed Oct. 15 to Dec. 16 and Apr. 10 to May 1.

♦ Motor bus. Only bus tickets purchased locally will be honored.

♦ Limited handling of checked baggage on Trains 105-106; consult agent.

♦ Daily train No. 457-458. † Daily Train No. 460.

(C.S.T.) Central Standard time. (M.S.T.) Mountain Standard time. (P.S.T.) Pacific Standard time.

Time from 12.01 midnight to 12.00 noon shown in light face type.

Time from 12.01 noon to 12.00 midnight shown in heavy face type.

We solicit your kind consideration and cooperation . . .

PLEASE DON'T BE A "NO SHOW." (A "no show" is the person who reserves coach or Pullman accommodations in advance and then fails to cancel out when his plans change.)

So that we may serve you better, please be sure to cancel reservations promptly when it is found you will not use the space you have reserved.

We can then serve you and others better by not having any space go unused.

ST. LOUIS and KANSAS CITY — LOS ANGELES via Denver

WESTBOUND—Read Down				EASTBOUND—Read Up			
Table E Condensed Schedules		Domeliner City of St. Louis 209-9 Daily Example		Domeliner City of Los Angeles 103 Daily Example		Domeliner City of St. Louis 10-210 Daily Example	
Operates Fri. and Sun. Except Daily June 13 thru Sept. 18 and Dec. 26 thru Jan. 2.	Operates from Chicago via Omaha	7.30 MON 8.14 " 8.47 " 9.43 " 10.12 " 11.14 " 1.21 " 12.26 " 1.40 " 6.10 " 6.45 "	9.20 SUN 9.59 " 10.27 " 11.20 " 11.49 SUN 12.45 MON 2.49 " 1.59 " 3.07 " 7.50 " 8.20 "	3.40 SUN 8.45 SUN	Ar St. Louis (N&W) (O.S.T.) Ar Kansas City	2.55 TUE 9.40 TUE	Ar St. Louis (N&W) (O.S.T.) Ar Kansas City
Tickets not accepted for travel between stations in California	Advance Coach Seat Reservations and Buffet Meal Coupons Required on No. 115	9.20 MON 9.30 " 10.50 " 12.37 " 2.50 " 3.00 " 4.50 " 6.40 " 7.30 " 8.20 " 8.45 " 12.10 TUE	9.10 " 10.40 MON 12.45 TUE 3.15 " 3.30 " 5.27 " 7.15 " 8.30 " 9.20 " 10.00 " 2.00 " 2.45 TUE	7.43 " 8.50 " 9.10 " 10.40 MON 12.45 TUE 3.15 " 3.30 " 5.27 " 7.15 " 8.30 " 9.20 " 10.00 " 2.00 " 2.45 TUE	Ar St. Louis (N&W) (O.S.T.) Ar Kansas City	9.05 TUE 7.59 " 7.33 " 6.43 " 6.10 " 5.02 " 2.49 " 1.44 " 12.32 TUE 8.20 MON 7.55 "	Ar St. Louis (N&W) (O.S.T.) Ar Kansas City
Ar Cedar City (Gateway to Utah-Ariz. Natl. Parks)	Ar Cedar City (Gateway to Utah-Ariz. Natl. Parks)	Ar Cedar City (Gateway to Utah-Ariz. Natl. Parks)	Ar Cedar City (Gateway to Utah-Ariz. Natl. Parks)	Ar Cedar City (Gateway to Utah-Ariz. Natl. Parks)	Ar Cedar City (Gateway to Utah-Ariz. Natl. Parks)	Ar Cedar City (Gateway to Utah-Ariz. Natl. Parks)	Ar Cedar City (Gateway to Utah-Ariz. Natl. Parks)
Ar Lund	Ar Lund	Ar Lund	Ar Lund	Ar Lund	Ar Lund	Ar Lund	Ar Lund
Ar Callente (M.S.T.)	Ar Callente (M.S.T.)	Ar Callente (M.S.T.)	Ar Callente (M.S.T.)	Ar Callente (M.S.T.)	Ar Callente (M.S.T.)	Ar Callente (M.S.T.)	Ar Callente (M.S.T.)
Ar Las Vegas (P.S.T.)	Ar Las Vegas (P.S.T.)	Ar Las Vegas (P.S.T.)	Ar Las Vegas (P.S.T.)	Ar Las Vegas (P.S.T.)	Ar Las Vegas (P.S.T.)	Ar Las Vegas (P.S.T.)	Ar Las Vegas (P.S.T.)
Ar Barstow	Ar Barstow	Ar Barstow	Ar Barstow	Ar Barstow	Ar Barstow	Ar Barstow	Ar Barstow
Ar San Bernardino	Ar San Bernardino	Ar San Bernardino	Ar San Bernardino	Ar San Bernardino	Ar San Bernardino	Ar San Bernardino	Ar San Bernardino
Ar Riverside	Ar Riverside	Ar Riverside	Ar Riverside	Ar Riverside	Ar Riverside	Ar Riverside	Ar Riverside
Ar Pomona	Ar Pomona	Ar Pomona	Ar Pomona	Ar Pomona	Ar Pomona	Ar Pomona	Ar Pomona
Ar East Los Angeles	Ar East Los Angeles	Ar East Los Angeles	Ar East Los Angeles	Ar East Los Angeles	Ar East Los Angeles	Ar East Los Angeles	Ar East Los Angeles
Ar Los Angeles (P.S.T.)	Ar Los Angeles (P.S.T.)	Ar Los Angeles (P.S.T.)	Ar Los Angeles (P.S.T.)	Ar Los Angeles (P.S.T.)	Ar Los Angeles (P.S.T.)	Ar Los Angeles (P.S.T.)	Ar Los Angeles (P.S.T.)
Ar Alhambra	Ar Alhambra	Ar Alhambra	Ar Alhambra	Ar Alhambra	Ar Alhambra	Ar Alhambra	Ar Alhambra
Ar Pasadena	Ar Pasadena	Ar Pasadena	Ar Pasadena	Ar Pasadena	Ar Pasadena	Ar Pasadena	Ar Pasadena
Ar Glendale (City)	Ar Glendale (City)	Ar Glendale (City)	Ar Glendale (City)	Ar Glendale (City)	Ar Glendale (City)	Ar Glendale (City)	Ar Glendale (City)
Ar Anaheim (Stops at Disneyland Hotel)	Ar Anaheim (Stops at Disneyland Hotel)	Ar Anaheim (Stops at Disneyland Hotel)	Ar Anaheim (Stops at Disneyland Hotel)	Ar Anaheim (Stops at Disneyland Hotel)	Ar Anaheim (Stops at Disneyland Hotel)	Ar Anaheim (Stops at Disneyland Hotel)	Ar Anaheim (Stops at Disneyland Hotel)
Ar Orange (Santa Ana)	Ar Orange (Santa Ana)	Ar Orange (Santa Ana)	Ar Orange (Santa Ana)	Ar Orange (Santa Ana)	Ar Orange (Santa Ana)	Ar Orange (Santa Ana)	Ar Orange (Santa Ana)
Ar Long Beach	Ar Long Beach	Ar Long Beach	Ar Long Beach	Ar Long Beach	Ar Long Beach	Ar Long Beach	Ar Long Beach
Ar San Pedro (P.S.T.)	Ar San Pedro (P.S.T.)	Ar San Pedro (P.S.T.)	Ar San Pedro (P.S.T.)	Ar San Pedro (P.S.T.)	Ar San Pedro (P.S.T.)	Ar San Pedro (P.S.T.)	Ar San Pedro (P.S.T.)

NO. 209-9; 10-210—Domeliner CITY OF ST. LOUIS—DAILY

N & W 209-210—Kansas City; No. 9-10—Los Angeles

Dome Lounge Car.....Ogden—Los Angeles. For sleeping car passengers.
Streamlined Sleeping Cars.....St. Louis—Los Angeles—6 Roomettes, 4 Double Bedrooms, 6 Sections.
Kansas City—Los Angeles—10 Roomettes, 6 Double Bedrooms.
Kansas City—Denver—6 Sections, 6 Roomettes, 4 Double Bedrooms.

Dome Coach.....St. Louis—Los Angeles—36 leg rest seats reserved; dome seats not reserved.

Reclining Seat—
Leg Rest Coaches.....St. Louis—Los Angeles.
(All Seats Reserved) St. Louis and Kansas City—Ogden (S.P. 101-102—San Francisco).

Club Lounge Car.....St. Louis—Los Angeles.
Dining Car.....Club and a la carte service.

NO. 17-5; 6-18—DAILY

No. 17-18—Cheyenne; No. 5-6—Los Angeles.

Streamlined Sleeping Car; Las Vegas—Los Angeles—Sections, Roomettes, Double Bedrooms. (Occupancy at Los Angeles until 7:00 a.m.)

Reclining Seat Coaches... Kansas City—Los Angeles (Requires change of cars at Cheyenne). Seats not reserved.

Buffet-Lounge Car... Denver—Cheyenne; Ogden—Las Vegas—cafeteria meal service, snacks and beverages.

NO. 103-104—Domeliner CITY OF LOS ANGELES—DAILY

(See Table A, Page 6 for equipment).

NO. 115-116—Streamliner "LAS VEGAS HOLIDAY" SPECIAL

Special All-Expense Package including buffet meals and coach seat reservation. Consult Agent.

(See Table A, Page 6 for equipment).

☐ Runs via Cut-Off; not via Cheyenne.

☑ Conditional stop; see Table 30.

♦ Motor bus between Lund and Cedar City. See Table 6 for additional bus service during Park Season only.

♦ Motor bus connections with main line trains at East Los Angeles. See tables 7, 8 and 9 for complete information on bus schedules to and from East Los Angeles.

Union Pacific Motor Coach Service TO AND FROM EAST LOS ANGELES, CALIF.

• The Union Pacific maintains a passenger station at East Los Angeles, from which it operates motor coaches direct to **Glendale, Pasadena, Alhambra, San Pedro, Long Beach, Disneyland Hotel, Anaheim, Orange, Fullerton, La Habra, Whittier** and intermediate points. See Tables 7, 8 and 9 on page 18 for local schedules of all motor coaches.

• Passengers ticketed for those places may leave train at East Los Angeles where waiting motor coaches will take them direct to destination without extra charge. These motor coaches also deliver eastbound passengers to the East Los Angeles station.

ST. LOUIS—KANSAS CITY—PORTLAND—SEATTLE via Denver

Table F Condensed Schedules All Trains Daily. Includes Westbound Read Down and Eastbound Read Up columns with train numbers, times, and destinations.

NO. 17-18—PORTLAND ROSE—DAILY. Streamlined Sleeping Cars Denver—Portland—Sections, Roomettes, Double Bedrooms. Reclining Seat Coaches... Kansas City—Portland.

ST. LOUIS—KANSAS CITY—SAN FRANCISCO via Denver

Table G Condensed Schedules All Trains Daily. Includes Westbound Read Down and Eastbound Read Up columns with train numbers, times, and destinations.

Passengers use Motor Bus between trainside at Oakland (16th Street) and San Francisco (3rd and Townsend Station) via the Bay Bridge, affording a panoramic view of the San Francisco Bay area.

ST. LOUIS—KANSAS CITY—DENVER

Table H Condensed Schedules All Trains Daily. Includes Westbound Read Down and Eastbound Read Up columns with train numbers, times, and destinations.

Equipment for Table H. NO. 209-9; 10-210—Domeliner CITY OF ST. LOUIS—DAILY. N & W 209-210—Kansas City; U. P. 9-10—Denver.

DENVER—SALT LAKE CITY

Table J Condensed Schedules All Trains Daily. Includes Westbound Read Down and Eastbound Read Up columns with train numbers, times, and destinations.

Equipment for Table J. NO. 9-10—Domeliner CITY OF ST. LOUIS—DAILY. Coach Seat Reservation Charge—See Page 28.

ST. LOUIS—KANSAS CITY—DENVER—SPOKANE

Table K Condensed Schedules All Trains Daily. Includes Westbound Read Down and Eastbound Read Up columns with train numbers, times, and destinations.

Equipment for Table K. No. 209-9-105-Bus; 19-106-10-210—Domeliner—CITY OF ST. LOUIS—CITY OF PORTLAND.

Conditional stop; see Tables 24 or 30. (C.S.T.) Central Standard Time. (M.S.T.) Mountain Standard Time. (P.S.T.) Pacific standard Time.

Check the advantages of the... Low Family Fares

In effect daily. Good in coaches and sleeping-cars. Liberal baggage allowance. Ask your local Union Pacific Agent or Travel Agent to figure the cost.

CHICAGO-ST. LOUIS-KANSAS CITY-DENVER-IDAHO FALLS-YELLOWSTONE-TETON

Table L Summer Season All Trains Daily. Includes routes for Chicago (CST), St. Louis, Kansas City, Denver, Idaho Falls, and Yellowstone-Teton. Lists departure and arrival times for various bus and train services.

LOS ANGELES-SALT LAKE CITY-IDAHO FALLS-YELLOWSTONE-TETON-BUTTE

Table O Condensed Schedules All Trains Daily. Includes routes for Los Angeles, Salt Lake City, Idaho Falls, Yellowstone-Teton, and Butte. Lists departure and arrival times for various bus and train services.

NO. 6-35; 36-5-BUTTE SPECIAL-DAILY. No. 6-5 Los Angeles - Salt Lake City; No. 35-36 Salt Lake City - Butte. Streamlined Sleeping Cars. Los Angeles - Las Vegas - Sections, Bedrooms, Rmets, Streamlined Sleeping Car - Snack Bar. Reclining Seat Coaches. Los Angeles - Salt Lake City - not reserved. Buffet-Lounge Car. Las Vegas - Salt Lake City - cafeteria meal service, snacks and beverages.

FOR BUSINESS OR PLEASURE RELAX ON A TRAIN - RENT A CAR - AVIS OR HERTZ AT YOUR DESTINATION. Footnotes for Page 12: (f) Stops only on signal. These motor buses operate only during Yellowstone-Grand Teton National Parks season, June 14 through August 19.

LOS ANGELES-SPOKANE-PORTLAND Via Shoshone(SUNVALLEY)-Boise-Nampa

Table R Condensed Schedules All Trains Daily. Includes routes for Los Angeles, Spokane, Portland, Salt Lake City, and Sun Valley. Lists departure and arrival times for various bus and train services.

Equipment for Table R. NO. 104-105-(BUS)-CITIES OF LOS ANGELES-PORTLAND-DAILY. NO. 106-(19)-103-CITIES OF PORTLAND-LOS ANGELES-DAILY. NO. 6-35-11-DAILY. NO. 12-36-5-DAILY.

SALT LAKE CITY-BOISE-PORTLAND-SEATTLE

Table T Condensed Schedules All Trains Daily. Includes routes for Salt Lake City, Boise, Portland, and Seattle. Lists departure and arrival times for various bus and train services.

Equipment for Table T. NO. 104-105-457-CITIES OF LOS ANGELES-PORTLAND-DAILY. NO. 460-106-103-CITIES OF PORTLAND-LOS ANGELES-DAILY. NO. 35-11-DAILY. NO. 12-36-DAILY.

CHICAGO-OMAHA-DENVER-SPOKANE Walla Walla-Lewiston-Moscow-Pullman

Table S Condensed Schedules All Trains Daily. Includes routes for Chicago, Omaha, Denver, Spokane, Walla Walla, Lewiston, Moscow, and Pullman. Lists departure and arrival times for various bus and train services.

Equipment for Table S. NO. 105-Domeliner CITY OF PORTLAND-DAILY. NO. 19-SPOKANE TO HINKLE-DAILY. NO. 106-Domeliner CITY OF PORTLAND-DAILY.

Conditional stop; see Table 20. Motor Bus. This service is provided passengers arriving or departing Shoshone and holding proper tickets to and from Sun Valley. No bus service during period Sun Valley is closed Oct. 15 to Dec. 16 and Apr. 10 to May 1.

Via Western Greyhound Bus north of Pendleton, rail tickets honored. (C.T.) Central time. (M.T.) Mountain time. (P.T.) Pacific time. Time from 12.01 midnight to 12.00 noon shown in light face type.

PORTLAND — HINKLE — SPOKANE

Table U: All Trains Daily - (Pacific Standard Time) 18-Bus and 19-11. Includes routes for Portland, Hood River, The Dalles, Arlington, Hinkle, Pendleton, Hinkle, Wallula, Wallula, Ayer, Ayer, Marengo, Cheney, Spokane.

PORTLAND, TACOMA AND SEATTLE

Table W: All Trains Daily. Includes routes for Portland, Vancouver, Kelso-Longview, Chehalis, Centralia, Tacoma, Seattle.

THREE Dome Cars on the "CITY OF DENVER"



OVERNIGHT between CHICAGO-DENVER

The "City of Denver" features the only Dome dining car between Chicago and Denver. In addition, there's a Dome lounge car and a Dome coach. Pullman equipment is the finest and reserved coach seats have stretch-out leg rests. For relaxation, scenic enjoyment, wonderful meals and all-night comfort, ride the "City of Denver."

UNION PACIFIC RAILROAD

BAGGAGE ALLOWANCE-150 POUNDS

One hundred and fifty (150) pounds of baggage may be checked to destination on each full fare ticket, 75 pounds for each half-fare ticket for only 25 cents for each hand bag, 50 cents for each trunk. You may declare additional value on your checked baggage up to \$2,500.00 upon payment of a nominal charge, or purchase St. Paul Fire & Marine Insurance Co. baggage insurance in any amount. Consult agent.

◆ Arrives, departs Seattle Union Depot. ○ Arrives, departs Seattle King Street Station. ▲ Rail station is at Kelso. There is bus service between Kelso and Longview every 20 minutes. ○ Motor Bus, Rail tickets honored.

Equipment for Table U

NO. 18-Bus-SPOKANE-DAILY. No. 18 to Pendleton; Bus to Spokane. Reclining Seat Coaches... Portland to Pendleton. (Not reserved). NO. 19-11-SPOKANE-DAILY. No. 19 to Hinkle; No. 11 to Portland. Reclining Seat Coaches... Spokane to Hinkle; Hinkle to Portland. (Not reserved).

Equipment for Table W NORTHBOUND

NO. 457-DAILY. Club-Lounge Car... Portland to Seattle. Reclining Seat Coaches... Portland to Seattle (not reserved). Dining Car... Portland to Seattle.

NO. 407-DAILY. Parlor Car... Portland to Seattle (R. R. Owned). Reclining Seat Coaches... Portland to Seattle. Dining Car... Serving necessary meals enroute.

NO. 459-DAILY. Reclining Seat Coaches... Portland to Seattle. Sandwich Service... Portland to Seattle.

SOUTHBOUND

NO. 460-DAILY. Reclining Seat Coaches... Seattle to Portland. Sandwich Service... Seattle to Portland.

NO. 408-DAILY. Parlor Car... Seattle to Portland (R. R. Owned). Reclining Seat Coaches... Seattle to Portland. Dining Car... Serving necessary meals enroute.

NO. 458-DAILY. Club-Lounge Car... Seattle to Portland. Reclining Seat Coaches... Seattle to Portland (not reserved). Dining Car... Seattle to Portland.

Rail Travel Credit Cards

Now any person or company with proper credit may arrange for a convenient Charge-it Card. They are good on Union Pacific and many other railroads; can be used not only for rail and sleeping car tickets, but for services in dining cars and club lounge cars, if latter not prohibited by State law. They may be used for Avis or Hertz car rentals. They may also be used in the Utah-Arizona Parks. For information and application blanks apply at any Union Pacific passenger or ticket office.

Call

R·E·A EXPRESS

FOR EAGER-BEAVER SERVICE



Chicago and Omaha to Colorado, Utah, California and Pacific Northwest

Table No. 1: The Overland Route. WESTBOUND-Read Down and EASTBOUND-Read Up. Includes routes for Chicago, Elgin, Davis Jct., Savanna, Marion, Tama, Perry, Manilla, Council Bluffs, Omaha, Omaha, Elkhorn, Waterloo, Valley, Fremont, Ames, North Bend, Rogers, Schuyler, Richland, Columbus, Duncan, Silver Creek, Clarks, Central City, Chapman, Grand Island, Alda, Wood River, Shelton, Gibbon, Kearney 43, Odessa, Elm Creek, Overton, Lexington, Darr, Cozad, Gothenburg, Brady, Maxwell, Gannett, North Platte, North Platte, Hershey, O'Fallons 42, Sutherland, Paxton, Roscoe, Ogallala, Brule, Big Springs, Julesburg, Julesburg, Chappell, Lodge Pole, Sunol, Sidney, Sidney, Potter, Dix, Kimball, Bushnell, Pine Bluffs, Egbert, Burns, Hillsdale, Durham, Cheyenne.

Railroad Transfer Service PASSENGERS-BAGGAGE CHICAGO, ILL. THERE IS NO EXTRA CHARGE

FOR TRANSFERRING BETWEEN CHICAGO STATIONS. The transfer coupon on your through ticket entitles you to a transfer of luggage and a comfortable ride in a railroad transfer service temperature

controlled coach from your incoming Chicago train to your outgoing station at no cost. SPECIAL LUGGAGE SERVICE. If you have three hours or more between trains, you can give your luggage to the railroad

transfer service agent upon arrival, before boarding coaches, and pick it up at the parcel room of the outgoing station. The charge will be the usual parcel room checking fee, plus 25 cents.

For explanation of reference marks, see page 16.

Between Chicago, Omaha, Denver, Ogden, Salt Lake City and Los Angeles

Table No. 3 (Continued) The Overland Route Pacific Standard Time. WESTBOUND—Read Down and EASTBOUND—Read Up. Includes train numbers, times, and elevations for routes between Chicago, Omaha, Denver, Ogden, Salt Lake City, and Los Angeles.

See tables 7, 8 and 9 on this page, for more complete motor bus schedules to and from East Los Angeles.

Salt Lake City — Provo — Lyndyl. Table No. 5 Mountain Standard Time. Includes train numbers, times, and elevations for routes between Salt Lake City, Provo, and Lyndyl.

East Los Angeles — Pasadena — Glendale. Table No. 7 Pacific Time. Includes motor bus numbers, times, and elevations for routes between East Los Angeles, Pasadena, and Glendale.

East Los Angeles — Long Beach — San Pedro. Table No. 8 Pacific Time. Includes motor bus numbers, times, and elevations for routes between East Los Angeles, Long Beach, and San Pedro.

East Los Angeles — Whittier — Anaheim. Table No. 9 Pacific Time. Includes motor bus numbers, times, and elevations for routes between East Los Angeles, Whittier, and Anaheim.

Salt Lake City—Lund—Cedar City—Los Angeles. Table No. 6 Mountain Standard Time. Includes bus numbers, times, and elevations for routes between Salt Lake City, Lund, Cedar City, and Los Angeles.

Las Vegas—Boulder City—Hoover Dam—Lake Mead. Table No. 10 Pacific Time. Includes schedule numbers, times, and elevations for routes between Las Vegas, Boulder City, Hoover Dam, and Lake Mead.

Las Vegas—Phoenix—Tucson (Las Vegas—Tonopah—Reno Stage Line). Table No. 11. Includes bus numbers, times, and elevations for routes between Las Vegas, Phoenix, and Tucson.

Local freight with caboose for passengers.

Motor bus between Lund and Cedar City, gateway to Zion, Bryce Canyon, Grand Canyon National Parks.

Operates Only During Park Season, June 12 - Sept. 5.

Local freight with caboose for passengers operates from Provo 11 A.M. Mon., Wed., Fri., and from Lyndyl 11 A.M. Tue., Thu., Sat.

For equipment, see pages 6 to 14 inclusive.

For explanation of reference marks in table 3, see page 17; in tables 5 to 11, see top of this page.

Chicago, Omaha, Ogden and San Francisco

Table No. 14 The Overland Route. WESTBOUND Read Down and EASTBOUND Read Up. Includes train numbers, times, and elevations for routes between Chicago, Omaha, Ogden, and San Francisco.

(f) Stops only on signal.

□ Via Cut-off; not via Cheyenne.

△ Limited handling of checked baggage on these trains; consult agent.

○ Between Omaha and Laramie Nos. 27 and 28 carry only a rider coach for passengers; no dining car; no sleeping car. Coach seat reservation charge between Laramie and San Francisco.

E Regular bus service only during Park summer season.

Leaves and arrives from Third Street station.

Mileage shown on mile posts is from Council Bluffs. See General Information, page 2.

See page 26 for motor bus connections with U. P. trains at Omaha, Fremont, Columbus and Grand Island.

No. 111 stops to take paying passengers for Denver or beyond; also to let off paying passengers from Omaha or beyond. No. 112 stops to take paying passengers for Omaha or beyond or to let off paying passengers from Denver or beyond.

Regular bus service only during Park summer season.

Stops to take paying passengers for Denver, also to let off from Chicago.

Upon advance arrangement with agent at La Salle, and upon payment of regular local cab fare, Yellow Cab Co. will meet all trains at La Salle for transfer to and from Greeley.

Stops to let off paying passengers from Denver; also to take for Chicago.

Nos. 111 and 112 stop at Fort Morgan to take or let off paying passengers or from points where these trains are regularly scheduled to stop.

Northland Greyhound bus between La Salle and Cheyenne on which tickets reading via Union Pacific will be honored.

W. G. L. connecting Bus leaves Sacramento at 11:05 A.M. for San Joaquin Valley Points.

(C.S.T.) Central standard time.

(M.S.T.) Mountain standard time.

(P.S.T.) Pacific standard time.

Chicago, Omaha and Denver

Table No. 17 The Overland Route All Trains Daily. WESTBOUND—Read Down and EASTBOUND—Read Up. Includes train numbers, times, and elevations for routes between Chicago, Omaha, and Denver.

For equipment, see pages 6 to 14 inclusive.

Between Chicago, Omaha and Spokane, Portland, Tacoma and Seattle

Table No. 20 The Overland Route. WESTBOUND-Read Down and EASTBOUND-Read Up. Includes train numbers, departure/arrival times, and station names like Chicago, Omaha, St. Louis, Denver, Cheyenne, Pocatello, Idaho Falls, Salt Lake City, Ogdon, and Seattle.

Footnotes for Pages 20 and 21

- Motor bus. This service is provided passengers arriving or departing Shoshone and holding proper tickets to and from Sun Valley, Idaho.
Motor bus. Only bus tickets purchased locally will be honored.
Idaho Falls, Idaho is rail gateway to Yellowstone and Grand Teton National Parks.
No. 17 originates at Kansas City, Mo. and No. 18 terminates there.
Nos. 11 and 12 run between Pocatello and Portland and carry through coach between Salt Lake City and Portland.
Runs via Denver and Cut-off, not via Cheyenne.
Stops only on signal.
Stops to let off paying passengers from Tacoma and beyond; also to take for Vancouver and beyond.
Stops to take paying passengers for Pendleton or beyond.
Stops to take paying passengers for Green River and beyond; also to let off from Pocatello and beyond.
Stops to take paying passengers for Vancouver and beyond.
Stops to let off paying passengers from Green River and beyond; also to take for Pocatello and beyond.
Stops to take on paying passengers for Pocatello or beyond.
Stops to take on paying passengers for Pocatello or beyond.
Stops to let off paying passengers for Portland, Spokane or beyond. No. 106 stops to let off paying passengers from Portland, Spokane or beyond and to take paying passengers for Denver, Omaha or beyond.
Stops to take paying passengers for Pocatello, Ogdon or beyond; also to let off from Huntington and beyond.
Stops to let off paying passengers from Vancouver and beyond; also to take for Tacoma, Seattle and beyond.
Stops to let off paying passengers from Portland and beyond on Tuesdays only.
For service between St. Louis, Denver and Cheyenne, see tables 24 and 30.
Stops to let off paying passengers from Ogdon, Pocatello, and beyond; also to take for Huntington and beyond.

Between Chicago, Omaha and Spokane, Portland, Tacoma and Seattle

Table No. 20 (Continued) The Overland Route. WESTBOUND-Read Down and EASTBOUND-Read Up. Includes train numbers, departure/arrival times, and station names like Huntington, Pendleton, Spokane, Hinkle, and Portland.

Footnotes for Pages 20 and 21


- Bus from Pendleton.
Stops to let off paying passengers from Vancouver and beyond; also to take for points beyond Seattle.
Stops to let off paying passengers from Spokane and East.
Trains 407, 408, 457 and 460 carry passengers to and from East Olympia and Portland and Seattle.
Union Pacific rail tickets to or from certain stations (consult agent) are honored on Harbor Lines, Inc., buses operating over public highway only through towns where time is shown.
Mileage shown on mile posts is from Council Bluffs. See General Information, Page 2.
By connecting bus to and from East Olympia Daily.

Between Portland, Tacoma and Seattle

Table No. 20A Continued Pacific Standard Time. Includes train numbers, departure/arrival times, and station names like Portland, Vancouver, Ridgefield, Woodland, Kalama, Kelso-Longview, Castle Rock, Vader, Winlock, Napavine, Chehalis, Centralia, Bucoda, Tenino, East Olympia, Olympia, Tacoma, Stollacoom, Tacoma, Puyallup, Sumner, Auburn, Kent, and Seattle.

Portland-Olympia-Aberdeen-Hoquiam

Table No. 21 (Pacific Standard Time). Includes train numbers, departure/arrival times, and station names like Portland, East Olympia, Tumwater, Olympia, Montesano, Aberdeen, and Hoquiam.



St. Louis, Kansas City, and Denver

Table No. 24 The Overland Route. WESTBOUND Read Down, EASTBOUND Read UP. Includes routes to St. Louis, Kansas City, and Denver with departure and arrival times.

Denver, Cheyenne and Salt Lake City

Table No. 30 The Overland Route. WESTBOUND Read Down, EASTBOUND Read UP. Includes routes to Denver, Cheyenne, and Salt Lake City with departure and arrival times.

Distance between Denver and Salt Lake City via cut-off is 613 miles; via Cheyenne is 625 miles.

Solomon - Beloit, Kansas City - Salina, Plainville - Oakley. Table No. 26, 27, 28. Includes routes with departure and arrival times.

Kansas City - Salina, McPherson. Table No. 27. Includes routes with departure and arrival times.

Echo - Coalville - Park City. Table No. 32. Includes routes with departure and arrival times.

Laramie - Centennial - Walden. Table No. 33. Includes routes with departure and arrival times.

Walcott - Saratoga, Encampment. Table No. 34. Includes routes with departure and arrival times.

Table No. 31 Denver - La Salle - Greeley - Ft. Collins. (F. W. G.—Daily Bus Service—Colorado Motor Way—Daily Bus Rail Tickets Honored)

Salt Lake City, Ogden, Pocatello, Idaho Falls and Butte

Table No. 36 The Overland Route. WESTBOUND Read Down, EASTBOUND Read UP. Includes routes to Salt Lake City, Ogden, Pocatello, Idaho Falls, and Butte with departure and arrival times.

Cache Junction - Logan - Preston

Table No. 37. Includes routes to Cache Junction, Logan, and Preston with departure and arrival times.

Salt Lake - Idaho Falls - Yellowstone (Summer Season)

Table No. 39. Includes routes to Salt Lake City, Idaho Falls, and Yellowstone with departure and arrival times.

Salt Lake - Idaho Falls - Victor - Grand Teton (Summer Season)

Table No. 40. Includes routes to Salt Lake City, Idaho Falls, Victor, and Grand Teton with departure and arrival times.

Footnotes for Pages 22 and 23. A Stops to take on or to let off paying passengers. B Stops to take paying passengers for Denver and beyond. C Stops to let off paying passengers from Denver and beyond. D Stops to let off paying passengers; also to take for Idaho Falls or beyond. E Stops to take paying passengers; also let off from Idaho Falls or beyond. F Stops to let off paying passengers from Granger or beyond, also to take paying passengers for Denver or beyond. G Freight service only. H Stops to let off paying passengers from Topeka, Lawrence and Kansas City or beyond; also to take for Denver or beyond. I Stops to let off paying passengers from Denver or beyond; also to take for Kansas City or beyond. J Stops to let off paying passengers for points on the Solomon-Beloit branch; also to take for Denver and beyond. K Stops to take paying passengers for Denver or beyond; also to let off paying passengers from Salina and east thereof. L Stops to let off paying passengers from Denver and beyond; also to take for Salina and east thereof where train is scheduled to stop.

Union Pacific Branch Lines

Table 42: Omaha-No. Platte-So. Torrington. Includes routes to Omaha, No. Platte, and So. Torrington with mixed and table times.

Table 45: Central City-Valparaiso. Includes routes to Central City and Valparaiso.

Table 52: Topeka-Marysville-Grand Island. Includes routes to Topeka, Marysville, and Grand Island.

Table 58: Idaho Falls-Ucon-St. Anthony. Includes routes to Idaho Falls, Ucon, and St. Anthony.

Table 46: Columbus-Spalding. Includes routes to Columbus and Spalding.

Table 60: Minidoka-Twin Falls-Buhl-Wells. Includes routes to Minidoka, Twin Falls, Buhl, and Wells.

Table 47: Columbus-Albion. Includes routes to Columbus and Albion.

Table 53: St. Joseph-Marysville. Includes routes to St. Joseph and Marysville.

Table 48: Grand Island-Ord. Includes routes to Grand Island and Ord.

Table 43: Kearney-Stapleton. Includes routes to Kearney and Stapleton.

Table 49: Grand Island-Loup City. Includes routes to Grand Island and Loup City.

Table 56: Blackfoot-Aberdeen-Mackay. Includes routes to Blackfoot, Aberdeen, and Mackay.

Table 67: Nampa-Emmett-McCall. Includes routes to Nampa, Emmett, and McCall.

Table 68: Caldwell-Wilder. Includes routes to Caldwell and Wilder.

Table 69: Shoshone-Ketchum-Sun Valley. Includes routes to Shoshone, Ketchum, and Sun Valley.

Table 50: Lawrence-Leavenworth. Includes routes to Lawrence and Leavenworth.

Table 57: Idaho Falls-Orvin-St. Anthony. Includes routes to Idaho Falls, Orvin, and St. Anthony.

Table 62: Burley-Declo. Includes routes to Burley and Declo.

Table 44: Columbus-Norfolk. Includes routes to Columbus and Norfolk.

SHIP and TRAVEL UNION PACIFIC logo and text.

Table 59: Nyssa-Homedale-Marsing. Includes routes to Nyssa, Homedale, and Marsing.

Table 64: Nyssa-Homedale-Marsing. Includes routes to Nyssa, Homedale, and Marsing.

• Daily. § Sunday only. † Daily except Sundays and Holidays. H Mondays, Wednesdays and Fridays only. D Wednesdays and Fridays only. E Tuesdays, Thursdays, and Saturdays only. K Freight service only. On days livestock is to be carried, train No. 82 runs about one-half hour later than schedule shown. (f) Stops on signal.

Union Pacific Branch Lines

Table 65: Richfield-Hill City. Includes routes to Richfield and Hill City.

Table 71: Payette-Emmett. Includes routes to Payette and Emmett.

Table 76: Ayer-Spokane*. Includes routes to Ayer and Spokane.

Table 78: Hinkle-Yakima*. Includes routes to Hinkle and Yakima.

Table 67: Nampa-Emmett-McCall. Includes routes to Nampa, Emmett, and McCall.

Table 72: Portland-La Grande-Joseph. Includes routes to Portland, La Grande, and Joseph.

Table 76a: Colfax-Moscow*. Includes routes to Colfax and Moscow.

Table 77: Ayer-Lewiston*. Includes routes to Ayer and Lewiston.

Table 68: Caldwell-Wilder. Includes routes to Caldwell and Wilder.

Table 73: Weiser-New Meadows. Includes routes to Weiser and New Meadows.

Table 77: Ayer-Lewiston*. Includes routes to Ayer and Lewiston.

Footnotes for Page 25. * See Page 26 for bus service. † Daily except Sunday. C Stops to let off paying passengers from Hinkle or beyond. K Freight service only. Time from 12:01 midnight to 12:00 noon shown in light face type. Time from 12:01 noon to 12:00 midnight shown in heavy face type. Figures opposite junction points refer to tables showing diverging trains.

Table 69: Shoshone-Ketchum-Sun Valley. Includes routes to Shoshone, Ketchum, and Sun Valley.

Table 74: Portland-Spokane*. Includes routes to Portland and Spokane.

Table 77: Ayer-Lewiston*. Includes routes to Ayer and Lewiston.

When Away From Home... remember this symbol of help for all travelers and newcomers in trouble. You will find the Travelers Aid lamp in all major rail terminals. Travelers Aid is a social service supported by voluntary contributions through Community Chests and United Funds.

Table 70: Ontario-Vale-Crane and Burns. Includes routes to Ontario, Vale, Crane, and Burns.

Table 74: Portland-Spokane*. Includes routes to Portland and Spokane.

Table 77: Ayer-Lewiston*. Includes routes to Ayer and Lewiston.

Along the UNION PACIFIC route Travelers Aid is in - Kansas City Chicago Denver Long Beach Spokane Omaha Los Angeles St. Louis Salt Lake City

Table 70: Ontario-Vale-Crane and Burns. Includes routes to Ontario, Vale, Crane, and Burns.

Table 75: Walla Walla-Wallula. Includes routes to Walla Walla and Wallula.

Table 77: Ayer-Lewiston*. Includes routes to Ayer and Lewiston.

Table 77: Ayer-Lewiston*. Includes routes to Ayer and Lewiston.

Low Family Fares in effect daily. Good in sleeping cars and coaches.



Connecting Bus Service

Spokane — Kellogg — Wallace

Table No. 79 (Pacific Time) Buses are on Mountain Time at Kellogg-Wardner, Osburn and Wallace. Includes routes to Spokane, East Spokane, Dishman, Chester, Mica, Freeman, Manito, Rockford, Fairfield, Latah, Tekoa, Plummer Jct., Chatcolet, O'Gara, Harrison, Springston, Black Lake, Lane, Rose Lake, Cataldo, Enaville, Pine Creek, Kellogg-Wardner, Osburn, and Wallace.

Pendleton — Walla Walla — Lewiston — Pullman — Moscow — Colfax — Spokane

Table No. 84 (Pacific Time) Includes routes to Pendleton, Adams, Athena, Weston, Milton-Freewater, Walla Walla, Walla, Dayton, Pomeroy, Lewiston, Lewiston, Moscow, Pullman, Garfield, Oakesdale, Spokane, Colfax, and Spokane.

Fremont — Lincoln

Table No. 88 (Central Time) Motor Bus Daily routes between Fremont and Lincoln.

Columbus — Lincoln

Table No. 89 (Central Time) Motor Bus Daily routes between Columbus and Lincoln.

Grand Island — Hastings

Table No. 90 (Central Time) Motor Bus Daily routes between Grand Island and Hastings.

Lincoln — Omaha (Rail Tickets Honored)

Table No. 91 (Central Time) Motor Bus Daily routes between Lincoln and Omaha.

Columbus — Norfolk

Table No. 92 (Central Time) Motor Bus Daily routes between Columbus and Norfolk.

Denver — Cheyenne

Table No. 93 (Mountain Standard Time) Motor Bus Daily routes between Denver and Cheyenne.

Pendleton — Walla Walla — Yakima

Table No. 84a (Pacific Time) U.P. Train routes between Pendleton, Walla Walla, and Yakima.

The Dalles — Bend

Table No. 86 (Pacific Time) Motor Bus routes between The Dalles and Bend.

SHIP and TRAVEL UNION PACIFIC

Connections at Omaha

Table of bus connections at Omaha, including routes to Chicago, St. Joseph, Kansas City, Des Moines, St. Paul, Minneapolis, Davenport, Rock Island, and Chicago.

Connections at Kansas City

Table of bus connections at Kansas City, including routes to Chicago, St. Louis, Ft. Madison, Galesburg, Chillicothe, Tulsa, Oklahoma City, Kansas City, Memphis, Birmingham, and Port Arthur.

Connections at Denver

Table of bus connections at Denver, including routes to Colorado Springs, Pueblo, Canon City, Glenwood Spgs., Grand Junction, Thompson, Provo, Salt Lake City, Denver, Colorado Springs, Pueblo, Amarillo, Wichita Falls, Ft. Worth, and Dallas.

Connections at Portland

Table of bus connections at Portland, including routes to Sacramento, Portland, Salem, Eugene, Klamath Falls, Davis, and Sacramento.

Connections at Seattle

Table of bus connections at Seattle, including routes to Seattle, Edmonds, Everett, Bellingham, New Westminster, Vancouver, and Seattle.

Connections at Spokane & Butte

Table of bus connections at Spokane and Butte, including routes to Spokane, Missoula, Helena, Butte, Butte, Bozeman, Livingston, Billings, Miles City, Dickinson, and Bismarck.

Connections at Salt Lake City

Table of bus connections at Salt Lake City, including routes to Salt Lake City, Sacramento, Stockton, Oakland, and San Francisco.

Connections Los Angeles and San Francisco

Table of bus connections between Los Angeles and San Francisco, including routes via Southern Pacific and Coast Line.

Footnotes for Page 27: * Operates Daily June 10 through Sept. 6. f Stops on signal. ■ Leaves and arrives from Third Street station. R Conditional stop; consult agent. T Stops to receive for Los Angeles.

Footnotes for Page 26

- ▲ Center Service Bus Lines
■ Western Greyhound Lines
◆ Empire Lines.
● Pacific Trailways—
■ Capitol Stages—
○ Southwestern Greyhound (Rail tickets honored on above bus lines.)
* Daily.
† Daily except Sunday.
(f) Stops only on signal.
(H.S.) Highway Stop.

Buses use bus stations at Denver, Fremont and Lincoln, not railroad depots.

RESERVED COACH SEAT CHARGES

"THE CHALLENGER" — "CITY OF LOS ANGELES" — "CITY OF SAN FRANCISCO"

BETWEEN	Chicago, Ill.	Savanna, Ill.	Perry, Ia.	Omaha, Neb.	Grand Island, Neb.	North Platte, Nebr.	Sidney, Neb.	Cheyenne, Wyo.	Rawlins, Wyo.	Ogden, Utah	Salt Lake City, Utah	Milford, Utah	Caliente, Nev.	Las Vegas Nev.	Los Angeles, Cal.	Reno, Nev.	Sacramento, Cal.	San Francisco, Cal.
Chicago, Ill.	②	\$ ②	\$.75	\$.75	\$1.75	\$2.00	\$2.00	\$2.00	\$2.25	\$2.25	\$2.25	\$2.75	\$3.00	\$3.00	\$3.00	\$4.00	\$4.00	\$4.00
Savanna, Ill.	.75	.75	.75	.75	1.75	2.00	2.00	2.00	2.25	2.25	2.25	2.75	3.00	3.00	3.00	4.00	4.00	4.00
Perry, Iowa	.75	.75	.75	.75	1.75	2.00	2.00	2.00	2.25	2.25	2.25	2.75	3.00	3.00	3.00	4.00	4.00	4.00
Omaha, Nebr.	.75	.75	.75	.75	1.00	1.25	1.25	1.25	1.50	1.50	1.50	2.00	2.25	2.25	2.25	3.25	3.25	3.25
Grand Island, Nebr.	1.75	1.75	1.75	1.00	1.00	1.00	1.25	1.50	1.50	1.50	2.00	2.25	2.25	2.25	2.25	3.25	3.25	3.25
North Platte, Nebr.	2.00	2.00	2.00	1.25	1.00	1.00	1.00	1.25	1.25	1.50	2.00	2.25	2.25	2.25	2.25	3.25	3.25	3.25
Sidney, Nebr.	2.00	2.00	2.00	1.25	1.25	1.00	1.00	1.25	1.50	1.50	2.00	2.25	2.25	2.25	2.25	3.25	3.25	3.25
Cheyenne, Wyo.	2.00	2.00	2.00	1.25	1.25	1.25	1.00	1.00	1.00	1.50	1.75	2.00	2.00	2.00	2.00	3.00	3.00	3.00
Rawlins, Wyo.	2.25	2.25	2.25	1.50	1.50	1.25	1.25	1.00	1.00	1.25	1.25	1.75	1.75	2.00	2.00	3.00	3.00	3.00
Ogden, Utah	2.25	2.25	2.25	1.50	1.50	1.50	1.50	1.50	1.25	1.00	1.00	1.50	1.50	1.50	1.50	2.00	2.25	2.25
Salt Lake City, Utah	2.25	2.25	2.25	1.50	1.50	1.50	1.50	1.50	1.25	1.00	1.00	1.50	1.50	1.50	1.50	2.00	2.25	2.25
Milford, Utah	2.75	2.75	2.75	2.00	2.00	2.00	2.00	1.75	1.75	1.50	1.00	1.00	1.00	1.25	1.50	1.00	1.00	1.00
Caliente, Nev.	3.00	3.00	3.00	2.25	2.25	2.25	2.25	2.00	1.75	1.50	1.50	1.00	1.00	1.00	1.25	1.00	1.00	1.00
Las Vegas, Nev.	3.00	3.00	3.00	2.25	2.25	2.25	2.25	2.00	2.00	1.50	1.50	1.25	1.00	1.00	1.00	1.00	1.00	1.00
Los Angeles, Calif.	3.00	3.00	3.00	2.25	2.25	2.25	2.25	2.00	2.00	1.50	1.50	1.50	1.25	1.00	1.00	1.00	1.00	1.00
Reno, Nev.	4.00	4.00	4.00	3.25	3.25	3.25	3.25	3.00	3.00	2.00	2.00	2.00	2.00	2.00	2.00	1.00	1.00	1.00
Sacramento, Calif.	4.00	4.00	4.00	3.25	3.25	3.25	3.25	3.00	3.00	2.25	2.25	2.25	2.25	2.25	2.25	1.00	1.00	1.00
San Francisco, Calif.	4.00	4.00	4.00	3.25	3.25	3.25	3.25	3.00	3.00	2.25	2.25	2.25	2.25	2.25	2.25	1.00	1.00	1.00

"CITY OF ST. LOUIS" — "CITY OF ST. LOUIS-CITY OF SAN FRANCISCO"

BETWEEN	St. Louis, Mo.	Moberly, Mo.	Kansas City, Mo.	Topeka, Kan.	Manhattan, Kans.	Salina, Kan.	Oakley, Kans.	Denver, Colo.	Rawlins, Wyo.	Ogden, Utah	Salt Lake City, Utah	Milford, Utah	Caliente, Nev.	Las Vegas, Nev.	Los Angeles, Cal.	Reno, Nev.	Sacramento, Cal.	San Francisco, Cal.
St. Louis, Mo.	①	①	①	\$1.50	\$1.50	\$1.75	\$1.75	\$2.00	\$2.00	\$2.00	\$2.00	\$2.50	\$2.75	\$3.00	\$3.00	\$4.00	\$4.00	\$4.00
Moberly, Mo.	.50	.50	.50	1.50	1.50	1.75	1.75	2.00	2.00	2.00	2.00	2.50	2.50	2.75	3.00	4.00	4.00	4.00
Kansas City, Mo.	.50	.50	.50	1.00	1.00	1.00	1.25	1.50	1.50	1.50	1.50	2.00	2.00	2.25	2.25	3.25	3.25	3.25
Topeka, Kans.	1.50	1.50	1.00	1.00	1.00	1.00	1.00	1.50	1.50	1.50	2.00	2.00	2.00	2.25	2.25	3.00	3.00	3.00
Manhattan, Kans.	1.50	1.50	1.00	1.00	1.00	1.00	1.00	1.50	1.50	1.50	2.00	2.00	2.00	2.25	2.25	3.00	3.00	3.00
Salina, Kans.	1.75	1.75	1.00	1.00	1.00	1.00	1.00	1.50	1.50	1.50	2.00	2.00	2.00	2.00	2.00	3.00	3.00	3.00
Oakley, Kans.	1.75	1.75	1.25	1.00	1.00	1.00	1.00	1.25	1.50	1.50	2.00	2.00	2.00	2.00	2.00	3.00	3.00	3.00
Denver, Colo.	2.00	2.00	1.50	1.50	1.50	1.50	1.25	1.25	1.25	1.50	2.00	2.00	2.00	2.00	2.00	3.00	3.00	3.00
Rawlins, Wyo.	2.00	2.00	1.50	1.50	1.50	1.50	1.50	1.25	1.25	1.25	1.75	1.75	2.00	2.00	2.00	3.00	3.00	3.00
Ogden, Utah	2.00	2.00	1.50	1.50	1.50	1.50	1.50	1.50	1.25	1.00	1.50	1.50	1.50	1.50	1.50	2.00	2.25	2.25
Salt Lake City, Utah	2.00	2.00	1.50	1.50	1.50	1.50	1.50	1.50	1.25	1.00	1.00	1.00	1.50	1.50	1.50	2.00	2.25	2.25
Milford, Utah	2.50	2.50	2.00	2.00	2.00	2.00	2.00	2.00	1.75	1.50	1.00	1.00	1.25	1.50	1.50	1.00	1.00	1.00
Caliente, Nev.	2.75	2.50	2.00	2.00	2.00	2.00	2.00	2.00	1.75	1.50	1.00	1.00	1.00	1.00	1.25	1.00	1.00	1.00
Las Vegas, Nev.	3.00	2.75	2.25	2.25	2.25	2.00	2.00	2.00	2.00	1.50	1.50	1.25	1.00	1.00	1.00	1.00	1.00	1.00
Los Angeles, Calif.	3.00	3.00	2.25	2.25	2.25	2.00	2.00	2.00	2.00	1.50	1.50	1.50	1.25	1.00	1.00	1.00	1.00	1.00
Reno, Nev.	4.00	4.00	3.25	3.00	3.00	3.00	3.00	3.00	3.00	2.00	2.00	2.00	2.00	2.00	2.00	1.00	1.00	1.00
Sacramento, Calif.	4.00	4.00	3.25	3.00	3.00	3.00	3.00	3.00	3.00	2.25	2.25	2.25	2.25	2.25	2.25	1.00	1.00	1.00
San Francisco, Calif.	4.00	4.00	3.25	3.00	3.00	3.00	3.00	3.00	3.00	2.25	2.25	2.25	2.25	2.25	2.25	1.00	1.00	1.00

Each person occupying a seat, including children, must pay full Reserved Coach Seat Fare.

NO REFUND unless space released not later than:

- (a) 48 hours before departure if bought more than 48 hours in advance.
- (b) 24 hours before departure if bought 24 to 48 hours in advance.
- (c) 3 hours before departure if bought on day of departure.

Only exception is for missed connection due to delayed trains.

- ① Charge not applicable locally on N & W RY.
- ② Charge not applicable locally Chicago-Savanna, Ill. inclusive.

The Reserved Seat charge does not apply on trips made within the State of California.

UNION PACIFIC TRAINS USE THESE STATIONS

Boise, Idaho: Union Pacific Station.
Butte, Montana: Union Station.
Cheyenne, Wyo: Union Pacific Station.
Chicago, Illinois: Union Station, Canal Street and Jackson Boulevard.
Denver, Colorado: Union Station.
Kansas City, Mo: Union Station, Main Street and Union Station Plaza.
Los Angeles, Calif: Los Angeles Union Passenger Terminal.

East Los Angeles: Union Pacific Station.
Oakland, Calif: Southern Pacific 16th Street Station.
Ogden, Utah: Union Station.
Olympia, Wash: Union Pacific Station.
Omaha, Nebraska: Union Station, 10th and Marcy Streets.
Pendleton, Oregon: Union Pacific Station, Corner Main and Frazer Sts.

Pocatello, Idaho: Union Pacific Station.
Portland, Oregon: Union Station, Sixth and Johnson Streets.
Riverside, Calif: Union Pacific Station.
San Bernardino, Calif: Union Station.
San Francisco, Calif: Third and Townsend Station.
Salina, Kansas: Union Station.
Salt Lake City, Utah: Union Pacific Station.

Seattle, Wash: Union Station, 4th Avenue, South, and Jackson Street.
Spokane, Washington: Union Station.
St. Louis, Mo: Union Station, 18th and Market Streets.
Tacoma, Washington: Union Station.
Topeka, Kansas: Union Pacific Station, Railroad and North Jackson Streets.

ONE WAY RAIL FARES

The WESTBOUND fares shown herein are those in effect May 1, 1966, and do not reflect any change in fares which may be authorized at a subsequent date. Fares are quoted as information only and are not to be used for selling purposes.

FROM	TO	Los Angeles, Calif.		San Francisco, Calif.		Portland, Ore.		Seattle, Wash.		Spokane, Wash.		Salt Lake City, Utah		Denver, Colo.		Boise, Ida.		Las Vegas, Nev.			
		CLASS		FIRST	COACH	FIRST	COACH	FIRST	COACH	FIRST	COACH	FIRST	COACH	FIRST	COACH	FIRST	COACH	FIRST	COACH	FIRST	COACH
Akron, Ohio (via B&O or E-LRR and Chicago)		\$111.04	\$82.64	\$111.04	\$82.64	\$108.23	\$80.41	\$108.23	\$80.41	\$96.04	\$70.82	\$83.12	\$60.66	\$65.43	\$46.71	\$94.77	\$69.81	\$100.49	\$74.33		
Albany, N. Y.		146.71	105.65	146.71	105.65	143.90	103.40	143.90	103.40	131.71	93.81	118.79	83.65	101.10	69.70	130.44	92.80	136.16	97.32		
Atlanta, Ga. (via Chicago)		104.64	78.52	104.64	78.52	113.64	86.59	112.27	87.16	100.07	77.53	102.84	62.51	62.84	48.27	92.65	71.33	98.41	76.18		
Atlanta, Ga. (via St. Louis or Kansas City)		91.90	71.54	99.43	77.49	114.90	86.59	112.27	87.16	100.07	77.53	102.84	62.51	62.84	48.27	92.65	71.33	98.41	76.18		
Baltimore, Md. (via B&O)		138.14	97.30	140.59	99.91	137.78	97.69	137.78	97.69	125.59	88.10	112.67	77.94	94.98	63.99	124.32	87.09	130.04	91.61		
Baltimore, Md. (via PennaRR)		142.76	103.14	142.76	103.14	139.95	100.91	139.95	100.91	127.76	91.32	114.84	81.16	97.15	67.21	126.49	90.31	132.21	94.83		
Birmingham, Ala. (via Chicago)		102.44	78.52	102.44	78.52	104.57	82.77	105.20	83.34	93.00	73.71	73.97	58.69	57.80	45.86	87.10	68.61	91.34	72.36		
Birmingham, Ala. (via St. Louis or Kansas City)		84.83	66.48	92.36	72.43	104.57	82.77	105.20	83.34	93.00	73.71	73.97	58.69	57.80	45.86	87.10	68.61	91.34	72.36		
Boston, Mass. (via Albany)		161.91	115.24	161.91	115.24	159.10	113.01	159.10	113.01	146.91	103.42	133.99	93.26	116.30	79.31	145.64	102.41	151.36	106.93		
Buffalo, N. Y. (via NYC)		125.24	92.31	125.24	92.31	122.43	90.08	122.43	90.08	110.24	80.49	97.32	70.33	79.63	56.38	108.97	79.48	114.69	84.00		
Buffalo, N. Y. (via N&W)		119.87	89.90	119.87	89.90	117.06	87.67	117.06	87.67	104.37	78.08	91.95	67.92	74.26	53.97	103.60	77.07	109.32	81.59		
Charleston, W. Va.		114.08	86.13	117.25	86.13	118.64	88.25	118.64	88.25	106.45	78.66	93.23	67.21	75.12	52.97	104.86	76.36	110.60	80.88		
Chattanooga, Tenn. (via Chicago)		100.37	78.52	100.37	78.52	106.18	82.44	106.81	83.01	94.61	73.58	75.58	58.36	58.36	44.12	87.19	67.18	92.95	72.03		
Chattanooga, Tenn. (via St. Louis)		87.87	68.19	95.40	74.14	106.18	82.44	106.81	83.01	94.61	73.58	75.58	58.36	58.36	44.12	87.19	67.18	92.95	72.03		
Chicago, Ill.		85.56	67.39	85.56	67.39	82.75	65.16	82.75	65.16	70.56	55.57	57.64	45.41	39.95	31.46	69.29	54.56	75.01	59.08		
Cincinnati, Ohio (via NYC or PennaRR)		104.64	78.52	104.64	78.52	104.98	79.14	104.98	79.14	92.79	69.55	79.87	59.39	62.18	45.36	91.52	68.54	97.24	73.36		
Cleveland, Ohio (via NYC)		111.30	83.64	111.30	83.64	108.49	81.41	108.49	81.41	96.30	71.82	83.38	61.66	65.69	47.71	95.03	70.81	100.75	75.03		
Cleveland, Ohio (via N&W)		107.80	81.99	107.80	81.99	105.00	79.76	105.00	79.76	92.80	70.17	79.85	59.98	62.19	46.06	91.53	69.19	97.22	73.66		
Columbus, Ohio (via PennaRR)		109.31	82.32	109.31	82.32	106.50	80.09	106.50	80.09	94.31	70.50	81.39	60.34	63.70	46.39	93.04	69.49	98.76	74.01		
Columbia, S. C. (via Chicago)		104.64	79.28	110.26	85.23	120.90	92.97	121.53	93.54	109.33	84.91	91.87	68.88	73.67	56.01	103.48	77.70	102.48	77.52		
Denver, Colo.		52.68	41.48	52.68	41.48	55.44	42.62	55.44	42.62	43.44	42.06	22.76	17.92	22.76	17.92	34.48	27.13	40.13	31.59		
Des Moines, Iowa (via Omaha)		72.92	57.43	72.92	57.43	74.40	58.58	75.13	59.21	62.93	49.59	43.80	34.50	26.11	20.59	55.45	43.65	61.17	48.17		
Detroit, Mich. (via GT or N&W)		102.72	80.24	102.72	80.24	99.91	78.01	99.91	78.01	87.72	68.42	74.80	58.26	57.11	44.31	86.45	67.41	92.17	71.93		
Detroit, Mich. (via C&O)		102.72	80.24	102.72	80.24	99.91	78.01	99.91	78.01	87.72	68.42	74.80	58.26	57.11	44.31	86.45	67.41	92.17	71.93		
Detroit, Mich. (via NYC)		107.05	80.88	107.05	80.88	104.24	78.65	104.24	78.65	92.05	69.06	79.13	58.90	61.44	44.95	90.78	68.05	96.50	72.57		
Greensboro, N. C. #		106.72	81.82	114.25	87.57	122.40	94.04	123.03	94.61	110.83	85.98	94.43	69.95	76.32	57.55	106.04	78.77	104.47	79.86		
Hartford, Conn.		154.51	110.49	154.51	110.49	151.70	108.26	151.70	108.26	139.51	98.67	126.59	88.51	108.90	74.66	138.24	97.66	143.96	102.18		
Indianapolis, Ind. (via NYC or PennaRR)		97.33	73.92	97.33	73.92	96.71	73.91	96.71	73.91	84.52	64.32	71.60	54.16	53.91	40.21	83.25	63.31	88.97	67.83		
Jackson, Miss. (via Chicago)		100.81	79.38	100.81	79.38	102.98	81.09	104.57	82.49	92.37	72.87	83.63	66.23	65.96	52.31	92.67	73.01	101.00	79.38		
Jackson, Miss. (via St. Louis)		91.83	72.31	98.77	77.86	102.98	81.09	104.57	82.49	92.37	72.87	72.30	56.95	53.60	42.26	86.27	67.81	89.59	70.55		
Jacksonville, Fla. (via Chicago)		104.64	78.52	107.94	83.55	123.24	96.11	123.87	96.68	111.67	87.05	92.64	72.03	73.58	56.48	104.25	80.85	102.46	76.80		
Jacksonville, Fla. (via St. Louis or Kansas City)		100.41	77.60	107.94	83.55	123.24	96.11	123.87	96.68	111.67	87.05	92.64	72.03	73.58	56.48	104.25	80.85	102.46	76.80		
Kansas City, Mo.		67.86	53.45	67.86	53.45	76.16	60.06	76.16	60.06	63.96	50.45	45.67	35.97	24.59	19.43	57.34	45.14	63.04	49.64		
Knoxville, Tenn. (via Chicago)		104.64	78.52	104.64	78.52	108.37	84.02	109.00	84.59	96.80	74.96	80.40	59.94	62.51	45.70	92.01	68.76	97.77	73.61		
Knoxville, Tenn. (via St. Louis)		92.69	71.62	100.22	77.57	108.37	84.02	109.00	84.59	96.80	74.96	80.40	59.94	62.51	45.70	92.01	68.76	90.44	69.86		
Louisville, Ky. (via PRR)		100.37	75.43	100.37	75.43	105.61	79.74	105.61	79.74	93.42	70.15	76.35	56.51	58.24	42.27	87.98	65.66	93.72	70.18		
Louisville, Ky. (via St. Louis)		90.68	70.25	98.09	75.43	104.98	79.74	105.61	79.74	79.10	71.53	74.07	55.58	55.58	42.27	85.68	65.33	75.43	68.49		
Memphis, Tenn. (via Chicago)		99.36	78.27	99.36	78.27	96.37	75.93	96.34	76.42	84.20	66.40	75.47	59.75	57.80	45.33	85.79	67.10	88.58	73.42		
Memphis, Tenn. (via St. Louis)		78.62	61.94	82.02	64.60	96.37	75.93	96.34	76.42	84.20	66.40	65.69	51.79	45.43	35.79	78.10	61.18	76.44	60.21		
Memphis, Tenn. (via Kansas City)		74.49	58.65	82.02	64.60	96.37	75.93	96.34	76.42	84.20	66.40	65.69	51.79	45.43	35.79	78.10	61.18	72.24	56.89		
Miami, Fla. #		115.87	88.72	123.50	94.37	138.80	107.23	139.43	107.80	127.23	98.17	108.20	83.15	89.14	67.60	119.81	91.97	113.72	86.56		
Milwaukee, Wis. (via Chicago)		88.85	70.23	88.85	70.23	88.85	70.23	88.85	70.23	73.85	58.41	60.93	48.25	43.24	34.30	72.58	57.40	78.30	61.92		
Minneapolis, Minn. (via Omaha)		83.39	65.67	83.39	65.67	76.01	59.86	76.01	59.86	75.01	59.86	68.83	53.93	53.93	40.29	68.58	52.94	67.54	57.84		
Minneapolis, Minn. (via Chicago)		95.86	75.51	95.86	75.51	98.46	77.56	98.45	77.56	86.26	67.96	67.88	53.49	50.19	39.56	79.53	62.64	85.25	67.16		
Montgomery, Ala. (via Chicago)		104.64	78.52	104.64	78.52	108.78	85.76	109.39	86.33	97.19	76.70	78.16	61.68	60.47	46.61	89.77	70.50	95.53	75.35		
Montgomery, Ala. (via St. Louis)		85.67	67.91	92.36	72.43	108.78	85.76	109.39	86.33	97.19	76.70	78.16	61.68	59.96	46.61	89.77	70.50	92.58	65.08		
Nashville, Tenn. (via Chicago)		98.93	78.91	98.93	78.91	99.66	77.80	100.29	78.37	88.09	68.74	71.01	54.93	57.80	45.86	82.64	63.76	88.38	68.60		
Nashville, Tenn. (via St. Louis)		84.88	66.48	92.21	72.43	99.06	77.80	100.29	78.37	88.09	68.74	69.04	53.72	50.95	39.48	80.67	62.54	82.58	64.72		
New Haven, Conn.		154.51	110.49	154.51	110.49	151.70	108.26	151.70	108.26	139.51	98.67	126.59	88.51	108.90	74.56	138.24	97.66	143.96	102.18		
New Orleans, La. (via Chicago)		100.81	79.38	100.81	79.38	102.98															

ROUND TRIP RAIL FARES — SIX MONTHS LIMIT

The WESTBOUND fares shown herein are those in effect May 1, 1966, and do not reflect any change in fares which may be authorized at a subsequent date. Fares are quoted as information only and are not to be used for selling purposes.

FROM	TO		Los Angeles, San Diego Calif.		San Francisco Calif.		Las Vegas, Nev.		Portland, Ore., Tacoma, Seattle, Wash.		Spokane, Walla Walla, Wn., Lewiston, Ida.		Salt Lake City, Utah		Cedar City, Utah		Yellowstone Park Idaho Falls, Idaho		Sun Valley, Ida.		Denver, Colo.																					
	CLASS	FARE	FIRST	COACH	FIRST	COACH	FIRST	COACH	FIRST	COACH	FIRST	COACH	FIRST	COACH	FIRST	COACH	FIRST	COACH	FIRST	COACH	FIRST	COACH																				
Akron, Ohio (via B & O)	\$	183 51	\$	143 59	\$	183 51	\$	143 59	\$	179 11	\$	134 79	\$	170 86	\$	128 19	\$	151 06	\$	117 69	\$	147 86	\$	110 19	\$	162 16	\$	121 44	\$	142 91	\$	106 29	\$	158 06	\$	124 69	\$	124 01	\$	85 09		
Albany, N. Y.		255 72		180 27		255 72		180 27		251 32		171 47		243 07		164 87		223 27		154 37		220 07		146 87		146 87		234 37		158 12		215 12		142 97		230 27		161 37		188 22		121 77
Atlanta, Ga. (via Chicago)		163 55		137 60		163 55		137 60		163 55		137 15		245 60		123 75		153 20		119 15		145 90		112 50		161 90		161 90		126 60		150 10		113 75		160 20		126 15		113 15		86 90
Atlanta, Ga. (via St. Louis)		162 30		137 25		162 30		137 25		162 30		137 15		166 60		129 75		153 20		119 15		145 90		112 50		161 90		161 90		126 60		150 10		113 75		160 20		126 15		113 15		86 90
Atlanta, Ga. (via Kansas City)		161 00		120 30		161 00		120 30		161 00		120 30		166 60		129 75		153 20		119 15		145 90		112 50		161 90		161 90		126 60		149 20		106 70		160 20		126 15		113 15		86 90
Baltimore, Md. (via B & O)		234 65		170 48		234 65		170 48		230 25		161 68		222 01		155 08		202 21		144 58		199 01		137 08		213 31		148 33		194 06		133 18		209 21		151 58		167 15		111 98		
Baltimore, Md. (via PennaRR)		248 13		176 04		248 13		176 04		243 73		167 24		235 43		160 64		215 68		150 14		212 48		142 64		226 78		153 89		207 53		138 74		222 68		157 14		180 63		117 54		
Birmingham, N. Y.		227 89		166 74		227 89		166 74		223 49		157 94		215 24		151 34		195 44		140 84		192 24		133 34		205 11		142 78		185 86		127 63		202 44		147 84		158 96		106 43		
Birmingham, Ala. (via Chicago)		163 55		132 30		163 55		132 30		163 55		129 65		153 90		121 50		140 50		110 95		133 15		105 00		149 20		117 50		137 40		106 90		147 50		117 85		104 05		82 55		
Birmingham, Ala. (via St. Louis)		149 60		128 15		149 60		128 15		149 60		128 15		153 90		121 50		140 50		110 95		133 15		105 00		149 20		117 50		137 40		106 90		147 50		117 85		100 40		78 55		
Birmingham, Ala. (via Kansas City)		149 60		128 15		149 60		128 15		149 60		128 15		153 90		121 50		140 50		110 95		133 15		105 00		149 20		117 50		137 40		106 90		147 50		117 85		100 40		78 55		
Boston, Mass. (via Albany)		286 12		199 45		286 12		199 45		281 73		190 69		273 47		164 03		253 67		173 59		250 47		168 09		264 77		177 34		245 52		162 19		250 67		160 55		218 62		141 00		
Buffalo, N. Y. (via NYC)		214 97		157 67		214 97		157 67		210 57		148 87		202 32		142 27		182 52		131 77		179 32		124 27		193 62		135 52		174 37		120 37		187 52		137 77		147 47		99 17		
Canton, Ohio		193 74		147 49		193 74		147 49		189 34		138 69		181 09		132 09		161 29		121 59		158 09		114 09		172 99		125 34		153 74		110 19		168 29		128 59		126 24		88 99		
Charleston, W. Va.		202 46		150 50		202 46		150 50		200 06		143 25		190 81		135 85		175 35		125 25		168 81		118 65		189 51		138 27		170 26		123 12		182 35		132 25		127 80		87 70		
Charlotte, N. C. (via Chicago or St. Louis)		182 23		151 45		182 23		151 45		182 20		147 60		187 50		140 20		169 60		130 20		166 00		122 95		181 80		138 05		165 50		124 20		176 60		137 20		123 00		100 60		
Chattanooga, Tenn. (via Chicago)		163 55		132 30		163 55		132 30		163 55		129 70		158 10		122 30		144 60		111 70		136 10		105 05		155 35		120 15		140 50		106 30		151 60		118 70		103 45		79 45		
Chattanooga, Tenn. (via St. Louis)		156 05		131 40		156 05		131 40		156 05		129 70		158 10		122 30		144 60		111 70		136 10		105 05		155 35		120 15		140 50		106 30		151 60		118 70		103 45		79 45		
Chicago, Ill.		139 45		115 15		139 45		115 15		135 05		106 35		126 80		95 75		107 00		89 25		103 80		81 75		118 10		93 00		98 85		77 85		114 00		96 25		71 95		56 65		
Cincinnati, Ohio (via NYC or Penna)		183 95		140 38		183 95		140 38		179 16		133 13		170 91		125 73		151 11		115 13		147 91		148 53		162 21		120 12		142 96		104 70		158 11		122 13		114 85		81 38		
Cleveland, Ohio (via NYC)		189 94		145 73		189 94		145 73		185 54		136 93		177 29		130 33		157 49		119 83		154 29		112 33		168 59		123 58		149 34		108 43		164 49		126 83		122 44		87 23		
Columbus, Ohio (via Penna)		188 31		143 70		188 31		143 70		181 91		134 90		173 65		128 30		153 86		117 80		150 66		112 30		164 96		121 55		145 71		106 40		160 86		124 80		118 81		85 20		
Columbia, S. C. (via Chicago)		181 80		150 45		181 80		150 45		181 80		138 65		185 10		141 35		172 70		131 25		165 70		124 00		181 40		139 90		169 60		125 25		179 70		138 25		132 65		100 85		
Columbia, S. C. (via St. Louis)		181 80		150 45		181 80		150 45		181 80		148 65		185 10		141 25		172 70		131 25		165 70		124 00		181 40		139 90		169 60		125 25		179 70		138 25		132 65		100 85		
Dallas, Tex. (via Kansas City)		121 55		101 30		121 55		101 30		121 55		101 30		126 60		103 40		119 80		93 50		90 75		71 45		100 00		86 55		110 40		87 00		114 55		91 60		63 00		49 60		
Dallas, Tex. (via Denver)		101 95		87 80		116 95		96 30		101 95		87 80		126 60		103 40		119 80		93 50		90 75		71 45		104 30		86 55		110 40		87 00		114 55		91 60		63 00		49 60		
Davenport, Iowa		132 55		112 05		132 55		112 05		124 10		96 30		120 95		89 75		106 40		89 25		91 00		71 70		113 60		89 45		94 35		74 30		109 20		88 30		63 00		49 60		
Dayton, Ohio (via PennaRR)		179 55		140 12		179 55		140 12		175 15		131 32		166 90		124 72		147 10		114 22		143 50		106 72		158 20		117 97		138 95		102 82		154 10		121 22		112 05		81 62		
Decatur, Ill. (via Chicago)		139 45		115 15		139 45		115 15		139 45		115 15		139 45		115 15		139 45		115 15		139 45		115 15		139 45		115 15		139 45		115 15		139 45		115 15		139 45		115 15		
Decatur, Ill. (via St. Louis)		139 45		115 15		139 45		115 15		139 45		115 15		139 45		115 15		139 45		115 15		139 45		115 15		139 45		115 15		139 45		115 15		139 45		115 15		139 45		115 15		
Denver, Colo.		88 95		75 75		88 95		75 75		72 25		56 90		* 97 05		* 76 70		* 97 05		* 76 70		* 97 05		* 76 70		* 97 05		* 76 70		* 97 05		* 76 70		* 97 05		* 76 70		* 97 05		* 76 70		
Des Moines, Iowa		123 10		104 25		123 10		104 25		110 15		86 75		112 80		99 75		99 40		83 65		78 85		62 10		102 50		80 80		83 25		65 65		98 05		78 70		47 00		37 10		
Detroit, Mich. (via GT)		163 75		139 45		163 75		139 45		159 35		130 65		151 10		124 05		131 30		115 55		128 10		106 05		152 09																

FROM	CLASS	Los Angeles, San Diego, Calif.		San Francisco, Calif.		Las Vegas, Nev.		Portland, Ore.; Tacoma, Seattle, Wash.		Spokane, Walla Walla, Wn.; Lewiston, Ida.		Salt Lake City, Utah		Cedar City, Utah		Yellowstone Park Idaho Falls, Idaho		Sun Valley, Ida.		Denver, Colo.	
		FIRST	COACH	FIRST	COACH	FIRST	COACH	FIRST	COACH	FIRST	COACH	FIRST	COACH	FIRST	COACH	FIRST	COACH	FIRST	COACH	FIRST	COACH
Madison, Wisc. (via Chicago)		\$139.45	\$115.15	\$139.45	\$115.15	\$139.45	\$115.15	\$126.80	\$99.75	\$107.00	\$89.25	\$107.00	\$89.25	\$118.10	\$93.00	\$98.85	\$77.85	\$114.00	\$96.25	\$80.45	\$63.40
Marion, Iowa (via Omaha)		131.80	111.35	131.80	111.35	131.80	111.35	118.50	99.75	105.05	89.25	90.10	71.00	111.25	87.65	92.00	72.50	106.75	84.60	55.75	43.95
Memphis, Tenn. (via Chicago)		155.50	128.60	155.50	128.60	155.50	128.60	136.65	107.55	123.15	97.00	123.15	97.00	145.50	111.15	119.75	94.45	130.15	104.00	104.50	82.50
Memphis, Tenn. (via St. Louis)		142.75	118.05	142.75	118.05	142.75	118.05	136.65	107.55	123.15	97.00	115.85	91.05	131.55	103.55	119.75	94.45	130.15	104.00	81.80	64.45
Memphis, Tenn. (via Kansas City)		131.95	114.20	131.95	114.20	129.25	101.75	136.65	107.55	123.15	97.00	115.85	91.05	131.55	103.55	119.75	94.45	130.15	104.00	81.80	64.45
Miami, Fla.		205.70	167.00	205.70	167.00	205.70	167.00	215.55	165.55	202.15	155.00	194.80	149.05	205.30	159.10	199.00	150.90	209.15	162.00	160.50	121.70
Milwaukee, Wisc. (CMSTP & P)		139.45	115.15	139.45	115.15	139.45	115.15	126.80	99.75	107.00	89.25	107.00	86.85	118.10	93.00	98.85	77.85	114.00	96.25	77.85	61.75
Milwaukee, Wisc. (C & NW)		139.45	115.15	139.45	115.15	139.45	115.15	126.80	99.75	107.00	89.25	107.00	86.85	118.10	93.00	98.85	77.85	114.00	96.25	77.85	61.75
Minneapolis, Minn. (via Omaha)		136.05	115.15	136.05	115.15	136.05	115.15	136.55	* 91.71	99.40	89.25	99.40	78.95	119.45	94.05	86.35	68.01	106.40	96.25	65.90	51.90
Minneapolis, Minn. (via Chicago)		148.65	123.40	148.65	123.40	148.65	122.95	136.70	109.15	116.85	98.70	116.85	98.35	136.10	108.30	116.85	93.05	123.85	105.70	90.35	71.25
Montgomery, Ala. (via Chicago)		163.55	135.80	163.55	135.80	163.55	135.05	161.45	126.90	148.05	115.35	140.75	110.40	149.20	117.50	144.90	112.25	155.05	122.35	108.85	83.90
Montgomery, Ala. (via St. Louis)		149.60	128.15	149.60	128.15	149.60	128.15	161.45	126.90	148.05	115.35	140.75	110.40	149.20	117.50	144.90	112.25	155.05	122.35	107.95	83.90
Montreal, Quebec		217.25	178.30	217.25	178.30	212.80	169.50	204.60	162.90	184.80	152.40	181.50	144.85	198.99	158.72	179.74	143.57	191.80	159.40	152.84	122.37
Nashville, Tenn. (via Chicago)		163.55	132.30	163.55	132.30	159.10	121.35	160.60	116.90	132.85	103.35	127.80	96.70	143.60	111.80	128.75	97.95	139.85	110.35	96.00	73.80
Nashville, Tenn. (via St. Louis)		149.60	128.15	149.60	128.15	149.60	128.15	161.45	126.90	148.05	115.35	140.75	110.40	149.20	117.50	144.90	112.25	155.05	122.35	108.85	83.90
New Haven, Conn.		271.32	189.99	271.32	189.99	266.92	181.19	258.67	174.55	238.87	164.09	235.67	156.59	249.97	167.84	230.72	152.69	245.87	171.09	203.82	131.49
New Orleans, La. (via Chicago)		159.40	135.80	159.40	135.80	159.40	135.15	154.00	120.95	140.55	110.50	140.55	110.50	159.00	125.15	140.55	110.50	147.55	117.50	92.50	76.80
New Orleans, La. (via St. Louis)		159.40	135.80	159.40	135.80	159.40	135.15	154.00	120.95	140.55	110.50	140.55	110.50	159.00	125.15	140.55	110.50	147.55	117.50	92.50	76.80
New Orleans, La. (via Kansas City)		131.95	114.20	131.95	114.20	131.95	110.60	154.00	120.95	140.55	110.50	130.15	102.55	131.95	112.35	140.55	110.50	147.55	117.50	92.50	76.80
New York, N. Y. (via NYC or PennARR)		251.98	181.04	251.98	181.04	251.98	178.13	254.90	171.53	235.10	161.03	231.90	153.53	246.20	164.78	226.95	149.63	242.10	168.03	200.05	128.43
New York, N. Y. (via E-LRR) (Hoboken)		251.98	181.04	251.98	181.04	251.98	178.13	254.90	171.53	235.10	161.03	231.90	153.53	246.20	164.78	226.95	149.63	242.10	168.03	200.05	128.43
Newark, N. J.		266.34	186.10	266.34	186.10	261.94	177.30	259.35	185.64	219.53	155.14	216.33	147.64	230.63	158.89	221.38	143.74	226.53	162.14	178.71	117.76
Norfolk, Va.		222.18	170.05	222.18	170.05	222.18	170.05	212.40	160.50	200.20	145.90	200.20	145.90	210.40	151.35	193.45	136.20	207.20	156.90	168.45	115.00
Oklahoma City, Okla. (via Kansas City)		121.55	101.30	121.55	101.30	121.55	96.15	118.90	103.40	105.40	91.10	90.80	71.55	110.05	86.65	103.05	81.75	112.40	91.80	63.00	49.60
Oklahoma City, Okla. (via Denver)		103.80	89.50	103.80	89.50	106.30	83.70	106.30	94.75	105.40	87.45	84.10	66.30	103.35	81.40	99.55	78.60	107.90	83.50	58.00	45.00
Omaha, Neb.		139.45	115.15	139.45	115.15	139.45	115.15	126.80	99.75	107.00	89.25	107.00	86.85	118.10	93.00	98.85	77.85	114.00	96.25	83.40	65.70
Oshkosh, Wisc. (via Chicago)		136.65	113.95	136.65	113.95	127.65	100.65	124.40	99.75	107.00	89.25	96.40	76.20	118.10	93.00	98.85	77.85	114.00	96.25	64.55	50.85
Peoria, Ill.		136.65	113.95	136.65	113.95	127.65	100.65	124.40	99.75	107.00	89.25	96.40	76.20	118.10	93.00	98.85	77.85	114.00	96.25	64.55	50.85
Perry, Iowa (via Omaha)		122.45	104.00	122.45	104.00	112.00	88.30	112.80	99.75	99.40	85.65	80.75	63.70	101.90	80.35	82.65	65.20	97.40	78.25	46.40	36.60
Philadelphia, Pa. (via PennARR)		255.23	180.05	255.23	180.05	250.83	171.25	242.58	164.65	222.78	154.15	219.58	146.65	233.88	157.90	214.63	142.76	229.78	161.15	187.73	121.65
Pittsburgh, Pa. (via B & O)		197.97	150.24	197.97	150.24	193.57	141.44	185.32	134.84	165.52	124.34	162.32	116.84	176.62	128.09	157.37	112.94	172.52	131.34	130.47	91.74
Pittsburgh, Pa. (via PennARR)		207.32	153.87	207.32	153.87	202.92	145.07	194.67	138.47	174.87	127.97	171.67	120.47	185.97	131.72	166.72	116.57	181.87	134.97	139.82	95.37
Richmond, Va.		222.18	170.05	222.18	170.05	218.35	158.70	200.60	151.30	187.15	147.70	187.10	134.10	207.35	149.36	190.40	134.21	204.15	154.75	165.40	111.55
Roanoke, Va.		219.78	164.00	219.78	164.00	218.35	158.70	200.60	151.30	187.15	147.70	187.10	134.10	207.35	149.36	190.40	134.21	204.15	154.75	165.40	111.55
Rochester, N. Y.		224.43	162.73	224.43	162.73	220.03	158.70	200.60	151.30	187.15	147.70	187.10	134.10	207.35	149.36	190.40	134.21	204.15	154.75	165.40	111.55
Rock Island, Ill. (via Omaha)		132.55	112.05	132.55	112.05	122.40	96.35	121.05	99.75	107.00	89.25	107.00	86.85	118.10	93.00	98.85	77.85	114.00	96.25	83.40	65.70
St. Joseph, Mo. (via Omaha)		113.95	97.25	113.95	97.25	109.90	86.60	112.80	99.75	99.40	87.45	78.65	62.00	97.85	77.10	81.20	64.05	97.80	78.60	44.40	35.00
St. Joseph, Mo. (via Kansas City)		113.95	97.25	113.95	97.25	109.90	86.60	112.80	99.75	99.40	87.45	78.65	62.00	97.85	77.10	81.20	64.05	97.80	78.60	44.40	35.00
St. Louis, Mo.		131.95	109.30	131.95	109.30	129.55	102.05	120.30	99.75	106.80	89.25	98.30	77.45	117.55	92.50	102.70	78.65	113.80	96.25	65.70	51.85
St. Paul, Minn. (via Omaha)		136.05	115.15	136.05	115.15	130.80	103.05	* 109.58	* 91.71	99.40	89.25	99.40	78.40	118.70	93.70	86.35	68.03	106.40	96.25	65.15	51.35
St. Paul (via Chicago)		148.00	122.80	148.00	122.80	148.00	122.35	136.70	109.15	116.85	98.70	116.85	97.75	136.10	107.60	116.85	92.45	123.85	105.70	89.65	70.85
Salt Lake City, Utah		54.15	42.70	54.15	42.70	54.15	42.65	* 62.25	* 49.05	62.70	49.40	49.40	49.40	19.25	15.15	15.45	12.20	26.35	22.25	41.00	32.30
San Antonio, Tex. (via Kansas City)		127.45	105.35	127.45	105.35	127.45	105.35	134.60	107.15	132.65	104.30	125.85	99.10	127.45	105.35	127.60	100.60	139.65	111.30	98.10	77.40
San Antonio, Tex. (via Denver)		99.90	87.80	99.90	87.80	99.90	87.80	134.60	106.45	132.65	104.30	99.90	87.80	126.25	90.15	127.60	100.60	139.65	111.30	98.10	77.40
Savanna, Ill. (via Omaha)		138.35	115.15	138.35	115.15	127.95	100.80	125.10	99.75	107.00	89.25	96.70	76.20	111.60	87.80	92.35	72.75	113.30	90.75	62.35	49.10
Savannah, Ga. (via Chicago)		180.65	151.10	180.65	151.10	180.65	151.10	188.05	145.05	174.65	134.45	169.35	127.80	180.25	139.85	171.50	129.05	181.65	141.45	134.55	105.80
Savannah, Ga. (via St. Louis)																					

PULLMAN SLEEPING CAR RATES

These fares compiled from current Tariffs as of May 1, 1966 for information only. Not to be used for selling purposes. Subject to change without notice. See Page 33 for Rates for Upper Berths, Drawing Rooms, Compartments, Bedrooms, Roomettes, etc. Based on Applicable Lower Berth.

Salt Lake City	Denver	St. Louis	Kansas City	Omaha	Chicago	BETWEEN							
						Los Angeles	San Francisco	Las Vegas	Portland	Seattle Tacoma	Butte		
Lower Standard Berth	Lower Standard Berth	Lower Standard Berth	Lower Standard Berth	Lower Standard Berth	Lower Standard Berth	AND							
\$ 5.80	\$12.25	\$20.15	\$16.70	\$15.90	\$20.15	Boise	Ida.	\$14.50	\$*18.45	\$10.70	\$ 7.05	\$ 9.20	\$ 7.05
6.30	11.75	16.70	14.05	13.25	17.00	Butte	Mont.	14.70	14.70	*12.60	9.95	9.95	9.95
7.55	12.25	12.25	9.50	7.55	12.25	Cheyenne	Wyo.	16.70	16.70	12.55	16.70	16.70	9.95
16.70	12.25	6.30	6.70	6.70	17.00	Chicago	Ill.	24.20	24.20	21.25	24.20	24.20	17.00
8.70	11.45	11.45	7.55	12.25	12.25	Denver	Colo.	17.70	17.70	13.75	17.00	17.00	11.75
5.80	11.45	16.70	14.05	13.25	16.70	Idaho Falls	Ida.	13.25	13.75	*12.10	9.95	11.75	5.80
14.05	7.55	5.80	5.80	5.80	5.80	Kansas City	Mo.	20.80	20.80	18.85	20.80	20.80	14.05
6.30	13.75	21.25	18.85	17.70	21.25	Las Vegas	Nev.	5.80	G*12.50	5.80	A15.90	A*19.55	11.45
10.20	17.70	23.15	20.80	20.80	24.20	Los Angeles	Cal.	A18.10	A18.10	5.80	A13.75	A*19.05	14.70
5.80	11.75	20.15	17.00	16.20	20.15	Lund	Utah	7.55	G*14.25	5.80	A13.75	A*19.05	9.95
14.70	10.20	5.80	5.80	5.80	5.80	Marion	Iowa	22.50	22.50	19.85	22.50	22.50	17.00
13.25	8.70	16.70	14.05	13.25	16.70	Ogden	Utah	10.20	11.75	6.70	11.00	K13.25	5.80
8.70	7.55	5.80	5.80	6.70	6.70	Omaha	Neb.	20.80	20.80	17.70	20.80	20.80	13.25
13.75	14.05	20.15	18.45	17.70	20.80	Pendleton	Ore.	A17.35	H*16.80	A 13.75	5.80	N6.30	7.90
	8.70	5.80	5.80	5.80	5.80	Perry	Iowa	21.90	21.90	18.45	21.90	21.90	16.20
5.80	9.20	16.70	14.05	13.25	16.70	Pocatello	Ida.	R11.75	13.75	A9.20	9.50	11.45	5.80
11.45	17.00	*23.15	20.80	20.80	24.20	Portland	Ore.	A18.10	L11.00	A15.90	5.80	5.80	9.95
14.70	14.70	22.20	19.85	18.45	22.20	Reno	Nev.					F11.00	12.25
11.00	16.70	23.15	20.80	20.80	24.20	Sacramento	Cal.						14.05
11.75	8.70	16.70	14.05	13.25	16.70	Salt Lake City	Utah	10.20	11.75	6.30	11.45	13.25	6.30
15.90	11.45	23.15	20.80	20.80	24.20	San Francisco	Cal.			G*12.50	L11.00	C11.45	14.70
13.25	17.00	*23.15	20.80	20.80	24.20	Savanna	Ill.	23.15	23.15	20.55	23.15	23.15	17.00
5.80	10.20	18.45	14.70	14.05	18.45	Seattle	Wash.	A13.25	H11.45	A*19.55	5.80	B10.20	P9.95
						Shoshone (Sun Valley)	Ida.		14.05	A9.50	8.70		5.80
*16.70	11.45	*23.15	20.80	20.80	24.20	St. Louis	Mo.	*23.15	*23.15	*21.25	*23.15	*23.15	*16.70
13.25	17.00	20.80	20.80	24.20		Tacoma	Wash.		H11.00	A*19.55	5.80		P9.95

Lower Standard Pullman Berth Rate between Pocatello, Idaho and Idaho Falls, Idaho, \$5.80.

Bedroom Rates: Bedrooms are available on most Union Pacific trains. See equipment pages 6 to 14 inclusive. A Double bedroom contains one lower and one upper berth. EXCLUSIVE SPACE OCCUPANCY BY ONE PERSON: One and one-fourth rail tickets required for exclusive use of drawing-room; two adult rail tickets required for two bedrooms en suite or one bedroom and one compartment en suite. Pullman space charges additional.

♦ On Table Page 33 use lower berth rate bearing symbol ⊕.

* Made combination of fares.

(A) Via Salt Lake City, Green River or Brigham City and Pocatello.

(B) From Tacoma, lower standard berth, \$9.95.

(C) Via Southern Pacific Company and Portland. From Tacoma lower standard berth, \$11.00.

(F) Via Southern Pacific Company and Portland. From Tacoma, lower standard berth, \$10.60.

(G) Via Los Angeles. (H) Via Southern Pacific Company and Portland.

(K) From Tacoma, lower standard berth, \$12.55.

(L) Via Southern Pacific Company.

(P) Via Direct Lines. (Q) From Tacoma, lower standard berth, \$8.70.

(R) Via Brigham City, via Green River \$13.25.

• Berth rates to and from Cheyenne, Denver and west apply via Omaha or via Kansas City.

\$\$ MORE FOR YOUR TRAVEL DOLLAR ON UNION PACIFIC \$\$

Big Family Fare Savings Good Every Day on Union Pacific

Good in coaches and in sleeping-cars

Liberal baggage allowance

*Ask your local Union Pacific Agent or Travel Agent
to figure the low cost.*



Table of Rates for Various Accommodations in Standard Pullman Sleeping Cars Effective May 1, 1966

Where Lower Berth Rate is	Upper Berth Rate is	Roomette for one Person is	X Rm'te. Suite for two or more persons is	Bed Room for one or more Persons is	BedR'm Suite for two or more Persons is	Com-partm't for one or more Persons is	Drawing Room for one or more Persons is
\$ 5.80	\$ 4.40	\$ 8.10	\$14.75	\$14.75	\$26.65	\$15.85	\$21.35
5.90	4.50	8.25	14.95	14.95	27.15	16.10	21.75
6.30	4.75	8.75	15.95	15.95	29.00	17.15	23.15
6.70	5.15	9.40	16.65	16.65	30.40	18.05	24.40
7.05	5.40	9.95	17.50	17.50	31.90	18.95	25.65
7.55	5.65	10.55	18.65	18.65	34.05	20.10	27.25
7.90	6.10	11.05	19.50	19.50	35.60	21.00	28.55
8.30	6.30	11.60	20.20	20.20	37.00	21.90	29.75
8.70	6.65	12.20	21.20	21.20	38.85	22.90	31.20
8.75	6.55	13.70	23.85	23.85	43.65	25.70	35.00
9.20	6.95	12.80	22.20	22.20	40.70	24.10	32.80
9.50	7.15	13.25	22.95	22.95	42.10	24.85	33.90
9.95	7.55	13.80	23.90	23.90	43.80	25.85	35.35
10.20	7.80	14.40	24.50	24.50	44.95	26.50	36.25
10.60	8.05	14.80	25.50	25.50	46.85	27.70	37.80
10.70	8.10	14.85	25.55	25.55	46.95	27.70	37.85
⓪11.00	8.40	15.50	26.30	26.30	48.25	28.45	38.90
⓪11.00	8.25	15.30	26.30	26.40	48.45	28.60	39.05
11.45	8.65	16.00	27.20	27.20	49.90	29.50	40.35
⓪11.75	9.00	16.60	27.95	27.95	51.30	30.25	41.45
⓪11.75	9.00	16.60	27.95	28.20	51.75	30.55	41.75
12.25	9.25	17.10	28.90	28.90	53.15	31.45	43.05
12.55	9.50	17.65	29.65	29.65	54.50	32.15	44.10
12.95	9.85	18.15	30.50	30.50	56.10	33.10	45.40
13.25	10.10	18.65	31.20	31.20	57.45	33.85	46.45
13.75	10.50	19.20	32.35	32.35	59.45	35.00	48.05
14.05	10.70	19.70	33.00	33.00	60.80	35.75	49.15
14.50	10.95	20.20	33.90	33.90	62.40	36.80	50.60
14.70	11.35	20.70	34.45	34.45	63.55	37.30	51.25
15.25	11.60	21.25	35.50	35.50	65.45	38.60	53.10
15.50	11.80	21.70	36.25	36.25	66.85	39.25	54.00
15.90	12.10	22.20	36.95	36.95	68.05	40.15	55.25
16.20	12.35	22.70	37.70	37.70	69.50	40.90	56.30
16.70	12.70	23.25	38.65	38.65	71.30	42.05	57.90
17.00	12.90	23.75	39.40	39.40	72.65	42.80	59.00
17.35	13.20	24.30	40.10	40.10	74.05	43.60	60.05
17.70	13.55	24.75	41.05	41.05	75.70	44.50	61.35
18.10	13.70	25.25	41.75	41.75	77.10	45.40	62.55
18.45	14.00	25.85	42.60	42.60	78.70	46.30	63.85
18.85	14.30	26.25	43.35	43.35	80.10	47.20	65.10
19.10	14.55	26.80	44.05	44.05	81.30	47.85	66.00
19.45	14.80	27.35	44.90	44.90	83.00	48.75	67.20
19.85	15.10	27.70	45.65	45.65	84.35	49.60	68.50
20.15	15.35	28.20	46.40	46.40	85.75	50.40	69.55
20.55	15.55	28.80	47.10	47.10	87.05	51.35	70.80
20.80	15.90	29.15	47.85	47.85	88.50	51.95	71.70
21.25	16.15	29.65	48.70	48.70	90.10	53.00	73.15
21.50	16.30	30.10	49.30	49.40	91.15	53.65	74.05
21.90	16.70	30.60	50.05	50.05	92.50	54.55	75.30
22.20	16.85	31.00	50.90	50.90	94.10	55.30	76.35
22.50	17.15	31.55	51.65	51.65	95.50	56.05	77.45
22.85	17.40	32.05	52.20	52.20	96.60	56.85	78.50
23.15	17.65	32.45	52.95	52.95	97.95	57.60	79.65
23.45	17.75	32.70	53.50	53.50	99.00	58.25	80.50
23.75	18.10	33.15	54.25	54.25	100.35	59.05	81.55
24.20	18.40	33.80	55.05	55.05	101.95	60.05	83.00

X—Not applicable to or from points on the Southern Pacific Co.

⓪—These rates, across table, apply when the route from point of origin to destination is entirely via line other than the Southern Pacific, or in part via Southern Pacific and in part via line other than the Southern Pacific.

⓪—These rates across table, apply when the route from point of origin to destination is entirely via Southern Pacific Company.

For Business or Pleasure

It's UNION PACIFIC

Each mode of travel has its advantages but for complete, tension-free comfort and dependable service, the best way is the rail way.

On Union Pacific Domeliners you'll find courteous and attentive service to make your trip a satisfying, enjoyable experience. Accommodations and meals are the finest.

PULLMAN SEAT RATES

For Day Travel Between Various Cities and to Western Park Gateways

Boise — Pocatello	\$2.35
Denver — Laramie	1.65
Denver — North Platte	2.65
Las Vegas — Los Angeles	3.25
Lund — Las Vegas	2.15
Ogden — Salt Lake City	1.15
Portland — Tacoma	1.50
Portland — Seattle	2.00
Portland — Pendleton	2.35
Salt Lake City — Pocatello	1.80
Shoshone — Pocatello	1.15
Salt Lake City — Lund	2.50

Do You Know About Our Prepaid Ticket Order Plan?

- We have a plan whereby you may purchase, at your railroad station, an order for railroad service, to be used by a member of your family, or any

UNION PACIFIC RAILROAD

PASSENGER and FREIGHT SERVICE OFFICES

Traveler? Shipper? Our sales representatives, listed below, will gladly assist you. Service is our most important Product!
Digits in brackets preceding telephone number indicate area code.

ABERDEEN, WASH. 98520—3 UP Sta., KandRiverSts.—Phone(206)LEnox2-6695
J. E. SOUTHWORTH General Traffic Agent

ALHAMBRA, CALIF. 91801—
City Ticket Office, 51 S. Garfield Ave.— Phone(213)ATlantic 18763
H. L. CAMPBELL (or Phone(213)Cumberland 32624) Ticket Agent

ATLANTA, GA. 30303—705 Fulton Nat'l Bank Bldg., 55 Marietta St., N. W.—
J. D. GLOVER, (Phone(404)JACKSON 4-6261) General Traffic Agent
J. R. TURNER (Tampa) Traffic Agent

BEND ORE. 97701—1054 Bond St.— Phone(503)EVERgreen 2-1901
C. W. REXROAD General Traffic Agent

BEVERLY HILLS, CALIF. 90210—
251 No. Beverly Drive— Phone(213)CRestview 1-7167
H. FRIEDMAN (or Phone(213)BRadshaw 2-1633) Traffic Agent
W. T. WORTHINGTON City Ticket Agent

BIRMINGHAM, ALA. 35203—922 Brown-Marx Building— Phone(205)251-7163
S. H. HENRY General Traffic Agent

BOISE, IDAHO 83702—
City Ticket Office, Idaho Bldg. 212 No. 8th St.— Phone(208)343-6465
R. A. ANDERSON Traffic Manager
D. F. ALVORD General Traffic Agent
S. A. GRAYSON Special Representative
C. S. SHARP City Passenger and Ticket Agent

BOSTON, MASS. 02108—208 Old South Bldg., 294 Washington St.—
C. A. MORRIS (Phone(617)HUbbard 2-6382) General Traffic Agent

BUTTE MONT. 59701—609 Metals Bank Bldg., 8 West Park St.— Phone(406)792-2389
E. H. LYMAN General Traffic Agent

CALGARY, ALTA. —Room 717 Lancaster Bldg., 2nd St. & 8th Ave. West
A. McKERRON (Phone(403)262-3926) General Traffic Agent

CEDAR CITY, UTAH 84720—Union Pacific Station. Phone(801)JUNiper 6-9211
D. V. EKSTROM Agent

CHEYENNE, WYO. 82001—
Union Pacific Pas. Station, 121 West 15th St. Phone(307)634-4421
C. E. ASTLER Special Representative
F. H. GILROY General Traffic Agent
W. A. BROWN City Passenger and Ticket Agent

CHICAGO, ILL. 60603—11 South LaSalle Street at Madison—
W. V. LAYMAN Phone Traffic Manager
C. A. RICHARDS (312)RANDolph 6-0141 Assistant Traffic Manager
H. G. GRAUPNER General Freight Agent
T. E. TANN General Traffic Agent
J. G. DUGGAN Foreign Freight Traffic Manager

CHICAGO, ILL. 60603—
City Ticket Office, One So. LaSalle St.— Phone(312)RANDolph 6-0141
For Passenger Information Call(312)RANDolph 6-0141
For Passenger Reservation Call(312)782-1520
A. J. WHITE General Passenger Agent
J. W. WILLARD City Ticket Agent

CHICAGO, ILL. 60603—One So. LaSalle St.— Phone(312)RANDolph 6-0141
W. J. FORAL Manager, Department of Tours

CINCINNATI, OHIO 45202—
303 Dixie Term. Bldg., 4th & Walnut Sts.— Phone(513)MAIN 1-0144
P. J. BEGGS General Traffic Agent
W. T. NIELSEN (Columbus) Traffic Agent
O. H. TEDRICK (Louisville) Traffic Agent

CLEVELAND, OHIO 44113—1407 Terminal Tower, 50 Public Square—
D. P. DRISCOLL (Phone(216)MAIN 1-3070) General Traffic Agent
G. W. NESTER (Buffalo) Traffic Agent
R. J. GOURLEY (Findlay) Traffic Agent

DALLAS, TEXAS 75201—2108 Mercantile Bank Bldg.— Phone(214)RIVERSide 1-3915
M. A. ARNOLD General Traffic Agent
E. STOVALL, JR. (Houston) Traffic Agent

DENVER, COLO. 80202—
City Ticket Office 535 17th Street— Phone(303)534-4141
W. JAMES Traffic Manager
W. H. WALLEN General Freight and Passenger Agent
E. R. SIEMERS General Traffic Agent
L. C. CLEAVANGER City Ticket Agent
D. E. DEHAVEN Depot Passenger Agent
For Passenger Information or Reservation, Call(303)825-3211

DES MOINES, IOWA 50309—497 Equitable Bldg., 6th & Locust Sts.—
W. W. MCKEE (Phone(515)243-0583) General Traffic Agent

DETROIT, MICH. 48226—612 Book Bldg., 1249 Washington Blvd.—
E. L. ERICKSON Phone Traffic Manager
F. O. KANSORKA (313)WOODward 1-7794 General Traffic Agent
R. L. CLARK District Traffic Agent
J. K. SHERMAN (Grand Rapids) Traffic Agent
A. J. BRAMAN (Lansing) Traffic Agent
H. E. JOHNSON (Perrysburg) Traffic Agent

EAST LOS ANGELES, CALIF. 90022—
5454 Ferguson Drive— Phone(213)RAYmond 3-5821
J. J. WALKER Ticket Agent

EUGENE, ORE. 97401—Suite 21, Cascade Bldg., 163 East 12th Avenue
J. E. ATHERTON (Phone(503)DIamond 5-8461) General Traffic Agent

FRESNO, CALIF. 93714—207 Rowell Bldg., Tulare St. & Van Ness Ave.—
A. H. CLARK (Phone(209)264-6571) General Traffic Agent
W. E. MCTIGHE (Bakersfield) Traffic Agent

GERING, NEBR. 69341—Union Pacific Station— Phone(308)436-2415
J. S. REZEK General Traffic Agent

GLENDALE, CALIF. 91203—City Ticket Office, 406 North Brand Blvd.—
E. A. SMITH General Traffic Agent
(Phone(213)CItrus 1-2174 or (213)CHApman 5-1370)
W. P. HISERODT City Ticket Agent

HOLLYWOOD, CALIF. 90028—City Ticket Office, 6702 Hollywood Blvd.—
W. F. BROWN Phone General Traffic Agent
J. A. JANSEN (213)HOLLYwood 4-0221 City Ticket Agent

HUNTINGTON PARK, CALIF. 90256—
City Ticket Office, 7002 Pacific Blvd.—
W. F. MILNER (Phone(213)588-9281) Traffic Agent

KANSAS CITY, MO. 64106—
200 Waldheim Bldg., 6 East Eleventh St.— Phone(913)MAYfair 1-3030
J. R. HENDERSON Traffic Manager
R. C. DARGY General Freight and Passenger Agent
For Passenger Information or Reservation, Call(816)VIctor 2-8694
City Ticket Office—2 East Eleventh Street— Phone(913)MAYfair 1-3030
H. M. BARK General Traffic Agent
C. T. CLARK City Ticket Agent
R. E. MEAD (Hays) Traffic Agent
D. W. HANCHETT (Wichita) Traffic Agent
A. R. WHOLEY Depot Passenger Agent
Kansas City, Kans., Union City Ticket Office, Town House Hotel, 7th & State Sts.
Mrs. E. F. FLYNN (Phone(913)ATwater 1-1550) City Ticket Agent

LAS VEGAS, NEV. 89101—Union Pacific Station— Phone(702)DUDley 4-9000
W. R. NEUSTROM General Traffic Agent
P. D. BOISFORD Ticket Agent

LEWISTON, IDAHO 83501—Room 7, Union Depot— Phone(208)SH 3-2524
J. L. REEVES General Traffic Agent

LINCOLN, NEBR. 68508—
City Ticket Office, 224 So. 13th St.— Phone(402)432-6517
J. A. CUNNINGHAM General Traffic Agent

LONG BEACH, CALIF. 90802—City Ticket Office, 221 Long Beach Blvd.—
R. W. CONNELL (Phone(213)HEmlock 7-2931) General Traffic Agent
W. A. MANZ City Ticket Agent

LOS ANGELES, CALIF. 90022—Union Pacific Bldg., 5480 Ferguson Drive
F. L. MORGAN Phone Traffic Manager
E. C. RASMUSSEN (213)685-4350 Assistant Traffic Manager
N. E. LUTHI Assistant Traffic Manager
J. D. MALEFYT Assistant Traffic Manager
H. J. BURING General Freight Agent
H. J. DELACY General Freight Agent
C. F. HALLSMAN Assistant General Passenger Agent
R. R. POPE General Agent, Freight Department
G. M. ROLAND District Baggage Agent
City Ticket Office—90013—507 So. Olive Street Phone(213)624-8273
R. MAHONEY City Ticket Agent
R. H. LUND General Agent, Passenger Department Phone(213)624-9471
507 So. Olive Street—90013
For Passenger Information or Reservation, Call(213)685-5037
Union Passenger Station— Phone(213)685-4350
E. D. CHAMBERLAIN Depot Ticket Agent
W. G. GALLAMORE Depot Passenger Agent
N. S. GRIPPE Depot Passenger Agent

MEDFORD, ORE. 97501—1307 West Main St.— Phone(503)773-5388
L. J. ZIESMER General Traffic Agent

MEMPHIS, TENN. 38103—
1137 Sterick Bldg., 8 No. Third St.— Phone(901)JACKSON 5-8419
G. E. ROTHROCK General Traffic Agent
D. J. NELSON, (No. Little Rock, Ark.) Traffic Agent

MILWAUKEE, WIS. 53203—902 Majestic Bldg., 231 W. Wisconsin Ave.—
A. J. FROMME (Phone(414)BRoadway 1-7833) General Traffic Agent
P. H. SCHMIDT (Appleton) Traffic Agent

MINNEAPOLIS, MINN. 55402—
890 Northwestern Bank Bldg., 620 Marquette Ave.—
J. A. CALLAWAY (Phone(612)FEderal 2-2451) General Traffic Agent

NEW ORLEANS, LA. 70112—
504 National Bank of Commerce Bldg., 210 Baronne Street—
E. W. RYCE (Phone(504)522-2274) General Traffic Agent

NEW YORK, N. Y. 10020—626 Fifth Ave., Suite 350, Rockefeller Center—
T. L. VOGEL (Phone(212)CIrcle 6-4900) Traffic Manager
H. F. BREVOORT (Phone(212)CIrcle 6-4908) Assistant Traffic Manager
E. R. VAN DOREN (Phone(212)CIrcle 6-4900) General Traffic Agent
E. MACKAY, JR. (Phone(212)CIrcle 6-4900) District Traffic Agent
D. J. GALE District Traffic Agent
W. E. GODDARD Passenger and Ticket Agent
V. J. DISTLER (Dewitt) Traffic Agent

OAKLAND, CALIF. 94611—550 MacArthur Broadway Office Bldg.,
235 W. MacArthur Blvd.—
W. M. CUNNINGHAM (Phone(415)653-9094) General Traffic Agent

OGDEN, UTAH 84401—
Room 100 Union Station, 25th St. & Wall Ave.— Phone(801)394-5533
H. O. MCINTYRE General Traffic Agent
K. J. TRIMBLE Depot Passenger Agent

OMAHA, NEBR. 68102—
Union Pacific Building, 1416 Dodge St.— Phone(402)281-5822
R. B. JOHNSON Passenger Traffic Manager
C. W. JONES Assistant to Passenger Traffic Manager
G. ANDERSON Assistant Passenger Traffic Manager
J. M. FORSHA Assistant Passenger Traffic Manager
D. P. McMAHON Assistant General Passenger Agent
C. E. DUFF Manager Mail, Baggage and Express Traffic
R. A. FORAL Traffic Manager
J. W. JARVIS Supervisor, Agricultural Development
W. F. PETERSEN General Live Stock Agent
City Ticket Office—Corner 15th & Dodge Streets— Phone(402)271-3450
D. V. MARTIN Phone General Traffic Agent
R. S. FARLEY (402)281-5822 District Traffic Agent
W. W. NEILL City Ticket Agent
H. A. HORNER (Kearney) Traffic Agent
J. D. MARTIN (Grand Island) Traffic Agent
L. L. McCLUSKEY Depot Passenger Agent

ORANGE, CALIF. 92668—City Office, 79 Town & Country, 777 So. Main St.—
B. A. STEWART (Phone(714)542-3979) General Traffic Agent

PASADENA, CALIF. 91101—
Union Pacific Station, 205 W. Colorado Blvd.— Phone(213)SCeamore 2-4107
H. G. BARTLETT General Traffic Agent
F. R. LEFFINGWELL City Ticket Agent

PHILADELPHIA, PA. 19102—1104 Girard Trust Bldg., Broad St. & So. Penn. Sq.—
W. D. HARING (Phone(215)LOcust 3-2170) General Traffic Agent

PITTSBURGH, PA. 15222—1419 Oliver Bldg., Smithfield St. and Sixth Avenue—
H. G. LOCKE Phone General Traffic Agent
E. W. HARRIS (412) 281-0260 District Traffic Agent

POCATELLO, IDAHO 83201 — U.P. Passenger Station — Phone (208)CE2-4450
R. B. WRIGHT General Traffic Agent
J. J. JOHNSON (Idaho Falls) Traffic Agent
W. K. HENDRICKS (Twin Falls) Traffic Agent

POMONA, CALIF. 91766 — U.P. Passenger Sta. — Phone(714)NAtional 2-3561
G. J. CROSS Traffic Agent

PORTLAND, ORE. 97205—751 Pittcock Block— Phone(503)CApitol 7-7771
G. A. BROWN Traffic Manager
W. V. KEE Assistant Traffic Manager
R. A. HOWLAND Assistant Traffic Manager
R. A. COLE Assistant Traffic Manager
R. W. GILL Assistant Freight Traffic Manager (Rates)
R. D. TOOMEY General Agent, Freight Department
L. A. NEASE District Baggage Agent
City Ticket Office—917 S. W. Washington Street— Phone(503)CApitol 7-7771
W. S. RUSH General Agent, Passenger Department
H. S. WEDDLE City Ticket Agent
R. M. LORENZ Depot Passenger Agent
For Passenger Information or Reservation, Call(503)CApitol 7-6471

RENO, NEV. 89501—Suite 707, First Nat'l Bank of Nevada, One East First St.—
Phone(702)323-4881
P. E. FLESCHER General Traffic Agent

RIVERSIDE, CALIF. 92507—Union Pacific Pass. Station, 7th & Vine Sts.—
E. G. HAYES (Phone(714)OVerland 3-1190) General Traffic Agent

ST. JOSEPH, MO. 64501—City Ticket Office,
602 Corby Building—5th and Felix Sts.— Phone(816)4Dams 2-5485
F. S. BEDNAR General Freight and Passenger Agent
J. W. TURNER Passenger and Ticket Agent
R. W. ARONSON (Hastings, Nebr.) Traffic Agent

ST. LOUIS, MO. 63101—
1223 Ambassador Bldg., 411 North 7th St.— Phone(314)CHestnut 1-7750
T. W. GURSKY General Traffic Agent

SACRAMENTO, CALIF. 95810—217 Forum Bldg., 1107 Ninth St.—
J. G. JOHNSON (Phone(916)GIbert 2-1025) General Traffic Agent
T. H. BEESON (Redding) District Traffic Agent

SALINA, KANS. 67401—Third and Ash Streets— Phone(913)TAYlor 5-4633
H. D. TODD General Traffic Agent

SALT LAKE CITY, UTAH 84111—417 South Main St.— Phone(801)363-1544
R. R. RIFE Traffic Manager
R. T. GRIFFIN General Freight and Passenger Agent
R. E. HAUZINGER General Traffic Agent
M. D. BAER District Traffic Agent
F. M. YOUNG (Provo) Traffic Agent
J. G. SEEGMILLER City Ticket Agent
L. WHIMPEY Depot Passenger Agent
For Passenger Information or Reservation, Call (801)528-1583

SAN DIEGO, CALIF. 92101—Suite 1105 Home Tower, 707 B'dway Phone(714)233-7241
I. V. HELMICK General Traffic Agent
J. E. DOOLEY Ticket Agent

SAN FRANCISCO, CALIF. 94105—405 Market Street. Phone(415)421-6030
M. H. FOWLER Traffic Manager
B. P. COSTELLO Assistant Traffic Manager
H. C. DUNFEE Assistant Traffic Manager
J. R. SOGIN Assistant Traffic Manager
H. W. NIELEBECK General Traffic Agent
W. E. KENNEDY (Santa Rosa) Traffic Agent
City Ticket Office—405 Market Street— Phone(415)GARfield 1-6030
J. R. NAPTON City Ticket Agent

J. R. MacANALLY Vice-President, Traffic OMAHA, NEBR. 68102	R. F. PETTIGREW Assistant Vice-President, Traffic OMAHA, NEBR. 68102	R. B. JOHNSON Passenger Traffic Manager OMAHA, NEBR. 68102	N. B. MARVIN Assistant Vice-President (Sales and Service) OMAHA, NEBR. 68102	C. O. SHOWALTER Assistant Vice-President (Rates and Divisions) OMAHA, NEBR. 68102
---	---	---	--	---

UNION PACIFIC'S EAST LOS ANGELES Transfer Service



To Ticket Agents, Travel Agents and Our Patrons; Passengers:

East Los Angeles Station, with waiting rooms and public conveniences, serves as a transfer station for Union Pacific passengers, via motor bus to and from Pasadena, Glendale, Disneyland Hotel, Anaheim, Orange and Long Beach-San Pedro Branch Line points.

Modern air-conditioned motor buses are operated by the Union Pacific Stage Company, a subsidiary of the Union Pacific Railroad, and all tickets routed via the Union Pacific direct or via Los Angeles, to or from above points and intermediate branch line stations, are honored via East Los Angeles and motor bus. See Tables 7, 8, and 9 on page 18 for local schedules of all motor coaches.

The picture above shows how easy it is for friends and relatives to meet passengers at East Los Angeles. There is ample parking and it is free.

Train luggage is quickly delivered to the bus driver and arrives at destination with the traveler.

Checked Baggage: Baggage should be checked to the following city ticket office or depots only: Glendale; Pasadena; East Los Angeles; Whittier; Fullerton; Anaheim; Lakewood; Long Beach and San Pedro. (Only East Los Angeles, Long Beach and Pasadena stations are open Saturdays and Sundays for claiming or checking baggage.)

