


Whenever you ship or travel, be specific, say **UNION PACIFIC**

October 30, 1966

October 30, 1966

UNION PACIFIC

UNION PACIFIC


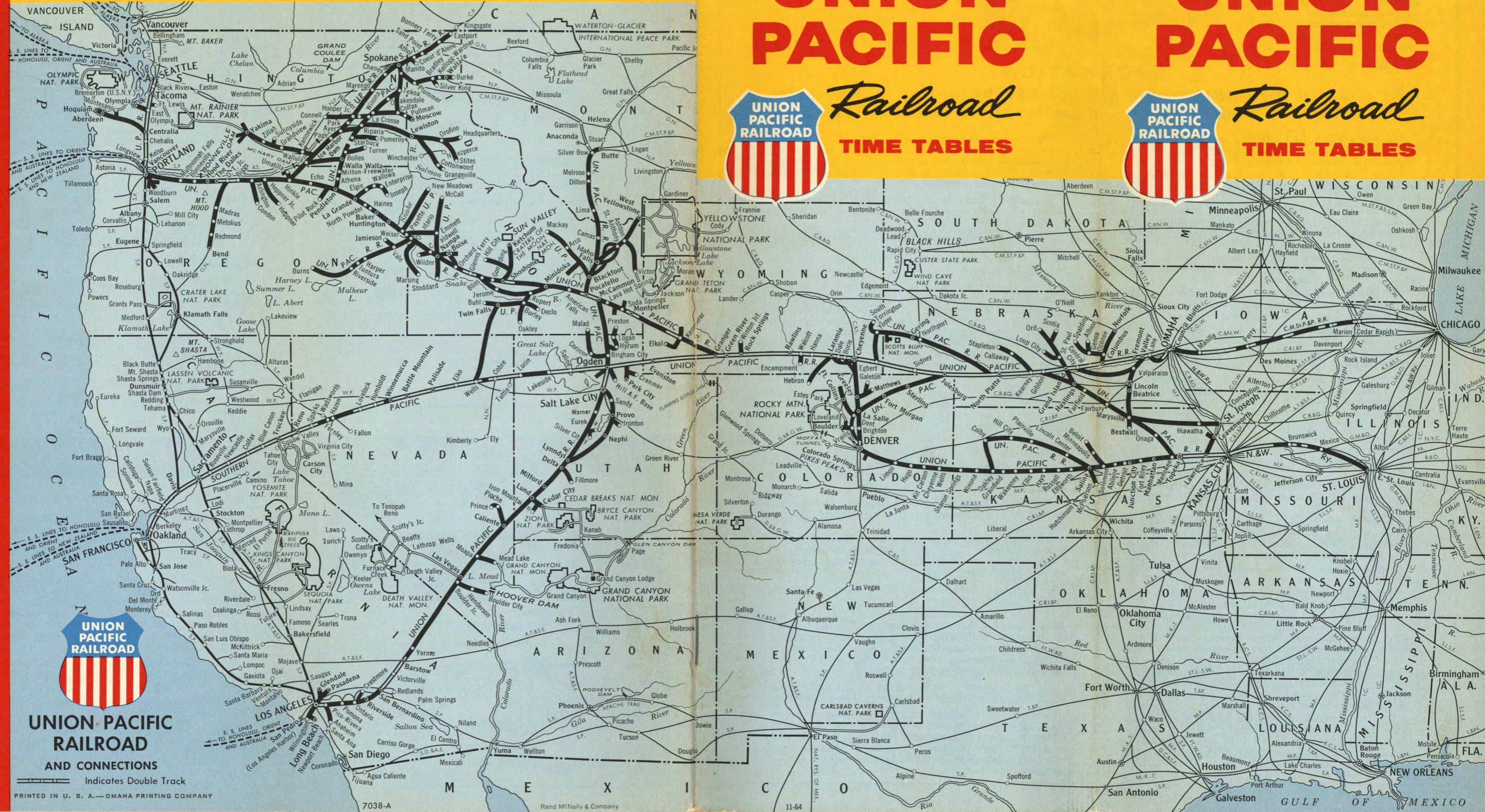


Railroad
TIME TABLES



Railroad
TIME TABLES

Serving thirteen western states with the finest in travel comfort and dependable freight service



UNION PACIFIC RAILROAD

AND CONNECTIONS

Indicates Double Track
PRINTED IN U. S. A.—OMAHA PRINTING COMPANY

Table of station locations in the western United States, including Colorado, Idaho, Utah, and Wyoming. Columns include Table No. and station names like 'Dodd, Colo.', 'Evans, Colo.', 'Georgetown, Idaho', etc.

Stations marked ■ are located on Divisions indicated by table numbers, but are not shown in folder tables.

Table of station locations in the western United States, including Oregon, California, Nevada, and Arizona. Columns include Table No. and station names like 'Nephi, Utah', 'Oakesdale, Wash.', 'Oakland, Calif.', etc.

Stations marked ■ are located on Divisions indicated by table numbers, but are not shown in folder tables.

WESTBOUND Read Down

CHICAGO — LOS ANGELES via Omaha and Salt Lake City

EASTBOUND Read Up

Table A Condensed Schedules. Includes columns for Domeliner City of Los Angeles, The Challenger 103, Train 5, Domeliner City of St. Louis, and 'Las Vegas Holiday' Special 115. Lists routes to Chicago, Omaha, Salt Lake City, and Los Angeles with departure and arrival times.

NO. 103-104—Domeliner CITY OF LOS ANGELES—DAILY. Cars from Chicago run via C. M. St. P. & P. to Omaha; thence U. P. Coach Seat Reservation Charge—See Page 28. Dome Lounge Car, Streamlined Sleeping Cars, Dome Dining Car, Coffee Shop—Lounge Car, Dome Coach, Reclining Seat—Leg Rest Coaches.

NO. 103-104—THE CHALLENGER Domeliner—DAILY. Cars from Chicago run via C. M. St. P. & P. to Omaha; thence U. P. Coach Seat Reservation Charge—See Page 28. Dome Coach, Reclining Seat—Leg Rest Coaches, Coffee Shop—Lounge Car. NO. 115-116—Streamliner "LAS VEGAS HOLIDAY" SPECIAL. Reclining Seat Coaches, Buffet-Lounge Car. NO. 5-6—DAILY. Streamlined Sleeping Car, Reclining Seat Coaches, Buffet-Lounge Car.

▲ Special All-Expense Package including buffet meals and coach seat reservation. Consult Agent. ▲ Special Coach Seat Reservation Charge. See Page 28. □ Conditional stop; see Table 1. ♦ Motor bus connections at East Los Angeles.

● Limited handling of checked baggage on these trains; consult agent. (C.S.T.) Central standard time. (M.S.T.) Mountain standard time. (P.S.T.) Pacific standard time. Time from 12.01 midnight to 12.00 noon shown in light face type. Time from 12.01 noon to 12.00 midnight shown in heavy face type.

CHICAGO — SAN FRANCISCO—via Omaha

WESTBOUND Read Down

EASTBOUND Read Up

Table B Condensed Schedules All Trains Daily. Includes columns for Domeliner City of San Francisco, Train 27, and Train 28. Lists routes to Chicago, Omaha, and San Francisco with departure and arrival times.

● These lounge cars are for exclusive use of sleeping car passengers. The City of San Francisco has a lounge car for coach passengers. ● Limited handling of checked baggage on this train; consult agent. Time from 12:01 midnight to 12:00 noon shown in light face type. Time from 12:01 noon to 12:00 midnight shown in heavy face type.

CHICAGO—OMAHA—DENVER

WESTBOUND Read Down

EASTBOUND Read Up

Table C Condensed Schedules All Trains Daily. Includes columns for Advance Coach Seat Reservations Required, Domeliner City of Denver, and Advance Coach Seat Reservations Required. Lists routes to Chicago, Omaha, and Denver with departure and arrival times.

● Stops to take paying passengers for Denver or beyond; also to let off from Chicago. ● Stops to let off paying passengers from Denver or beyond; also to take from Chicago. ● Stops to let off or take paying passengers to or from points where these trains are regularly scheduled to stop. ● No. 111 stops to take paying passengers for Denver and beyond, or to let off paying passengers from Omaha or beyond; No. 112 stops to take paying passengers from Omaha or beyond or to let off paying passengers from Denver or beyond. (f) Stops only on signal. (C.S.T.) Central Standard time. (M.S.T.) Mountain Standard time. Time from 12.01 midnight to 12.00 noon shown in light face type. Time from 12.01 noon to 12.00 midnight shown in heavy face type.

CHICAGO — PORTLAND and SEATTLE via Omaha and Denver

Table D Condensed Schedules. WESTBOUND Read Down. EASTBOUND Read Up. Includes routes for Chicago (C.S.T.), Omaha, Union Pacific, and various cities like Omaha, Fremont, Columbus, Grand Island, Kearney, North Platte, Sterling, La Salle, Denver, Laramie, Rawlins, Rock Springs, Green River, Kemmerer, Montpelier, Pocatello, Idaho Falls, Minidoka, Shoshone, Sun Valley, and Seattle.

NOS. 105-106—Domeliner CITY OF PORTLAND—DAILY. C. M. St. P. & P. to Omaha; No. 457-460 Portland-Seattle. Dome Lounge Car, Streamlined Sleeping Cars, Reclining Seat, Leg Rest Coaches, Dome Coach, Dome Dining Car, Buffet-Lounge Car.

Nos. 5-17-18-6—Daily. C. M. St. P. & P. No. 19-20—Omaha; U. P. No. 5-6—Cheyenne; No. 17-18—Portland. Reclining Seat Coaches, Buffet-Lounge car, Streamlined Sleeping Car.

WESTERN TOUR VACATIONS

Carefree, Personally Escorted, All-Expense

All-Expense Escorted Tours are the ideal way to relaxing, carefree, enjoyable vacations. All reservations are arranged in advance—no travel details to worry about—you know the cost before you start—and you enjoy the companionship of congenial people.

The Union Pacific operates a variety of all-expense escorted tours to many of the West's most scenic attractions. Let us tell you about them! Ask your nearest Union Pacific representative or write to the Department of Tours, Union Pacific Railroad, One South LaSalle Street, Chicago, Ill., 60603.

UNION PACIFIC DEPARTMENT OF TOURS

Limited handling of checked baggage on Trains 105-106; consult agent. Daily train No. 457-458. ‡ Daily Train No. 460.

(C.S.T.) Central Standard time. (M.S.T.) Mountain Standard time.

(P.S.T.) Pacific Standard time. Time from 12.01 midnight to 12.00 noon shown in light face type. Time from 12.01 noon to 12.00 midnight shown in heavy face type.

Idaho Falls, Idaho is rail gateway to Yellowstone and Grand Teton National Parks. During summer season (June 12 through August 28) coaches and sleepers (from Salt Lake City and through Pocatello) set out for occupancy at Idaho Falls (6:30 A.M. inbound; 9:30 P.M. outbound). Motor buses then transport passengers to and from Yellowstone and Grand Teton National Parks.

We solicit your kind consideration and cooperation . . . PLEASE DON'T BE A "NO SHOW." (A "no show" is the person who reserves coach or Pullman accommodations in advance and then fails to cancel out when his plans change.) So that we may serve you better, please be sure to cancel reservations promptly when it is found you will not use the space you have reserved. We can then serve you and others better by not having any space go unused.

ST. LOUIS and KANSAS CITY — LOS ANGELES via Denver

Table E Condensed Schedules. WESTBOUND—Read Down. EASTBOUND—Read Up. Includes routes for St. Louis (N&W), Kansas City (U.P.), Lawrence, Topeka, Manhattan, Junction City, Sallis, Ar. Ellis (C.S.T.), Ar. Denver, Ar. Oakley, Ar. Denver, Ar. La Salle, Ar. Greeley, Ar. Cheyenne, Ar. Cheyenne, Ar. Laramie, Ar. Rawlins, Ar. Green River, Ar. Green River, Ar. Evanston, Ar. Ogden, Ar. Ogden, Ar. Salt Lake City, Ar. Salt Lake City, Ar. Milford, Ar. Lund, Ar. Cedar City, Ar. Cedar City, Ar. Lund, Ar. Caliente (M.S.T.), Ar. Las Vegas (P.S.T.), Ar. Las Vegas, Ar. Barstow, Ar. San Bernardino, Ar. Riverside, Ar. Pomona, Ar. East Los Angeles, Ar. Los Angeles (P.S.T.), Ar. Alhambra, Ar. Pasadena, Ar. Glendale (City), Ar. Anaheim, Ar. Orange (Santa Ana), Ar. Long Beach, Ar. San Pedro (P.S.T.).

NO. 209-9; 10-210—Domeliner CITY OF ST. LOUIS—DAILY. N & W 209-210—Kansas City; No. 9-10—Los Angeles. Dome Lounge Car, Streamlined Sleeping Cars, Dome Coach, Reclining Seat, Leg Rest Coaches, Club Lounge Car, Dining Car.

NO. 17-5; 6-18—DAILY. No. 17-18—Cheyenne; No. 5-6—Los Angeles. Streamlined Sleeping Car, Reclining Seat Coaches, Buffet-Lounge Car.

NO. 103-104—Domeliner CITY OF LOS ANGELES—DAILY. (See Table A, Page 6 for equipment).

NO. 115-116—Streamliner "LAS VEGAS HOLIDAY" SPECIAL. Special All-Expense Package including buffet meals and coach seat reservation. Consult Agent. (See Table A, Page 6 for equipment).

Union Pacific Motor Coach Service TO AND FROM EAST LOS ANGELES, CALIF.

The Union Pacific maintains a passenger station at East Los Angeles, from which it operates motor coaches direct to Glendale, Pasadena, Alhambra, San Pedro, Long Beach, Disneyland Hotel, Anaheim, Orange, Fullerton, La Habra, Whittier and intermediate points. See Tables 7, 8 and 9 on page 18 for local schedules of all motor coaches. Passengers ticketed for those places may leave train at East Los Angeles where waiting motor coaches will take them direct to destination without extra charge. These motor coaches also deliver eastbound passengers to the East Los Angeles station.

CHICAGO-ST. LOUIS-KANSAS CITY-DENVER-IDAHO FALLS-YELLOWSTONE-TETON

Table L Summer Season All Trains Daily. Includes routes for Chicago (OST) CMStP&P, St. Louis (C.S.T.) (N&W), Kansas City, Denver (M.S.T.), Ogden, and Idaho Falls (Bus). Lists departure and arrival times for various routes.

LOS ANGELES-SALT LAKE CITY-IDAHO FALLS-YELLOWSTONE-TETON-BUTTE

Table O Condensed Schedules All Trains Daily. Includes routes for Los Angeles (P.S.T.), East Los Angeles, Riverside, San Bernardino, Las Vegas (P.S.T.), Callente (M.S.T.), Lund, Milford, Lynndyl, Salt Lake City, Ogden, and Idaho Falls. Lists departure and arrival times.

NO. 6-35; 36-5-BUTTE SPECIAL-DAILY. No. 6-5 Los Angeles - Salt Lake City; No. 35-36 Salt Lake City - Butte. Streamlined Sleeping Cars. Los Angeles - Las Vegas - Sections, Bedrooms, Rmattes, Snack Bar. Reclining Seat Coaches. Buffet-Lounge Car. Footnotes for Page 12.

FOR BUSINESS OR PLEASURE RELAX ON A TRAIN- RENT A CAR - AVIS OR HERTZ AT YOUR DESTINATION

LOS ANGELES-SPOKANE-PORTLAND Via Shoshone(SUNVALLEY)-Boise-Nampa

Table R Condensed Schedules All Trains Daily. Includes routes for Los Angeles (P.S.T.), East Los Angeles, Salt Lake City (M.S.T.), Ogden, Green River, Pocatello, Sun Valley, Shoshone, Nampa, Huntington (M.S.T.), Baker, La Grande, Pendleton, The Dalles, Hinkle, and Spokane (P.S.T.). Lists departure and arrival times.

Equipment for Table R. NO. 104-105-(BUS)-CITIES OF LOS ANGELES-PORTLAND-DAILY. NO. 106-(19)-103-CITIES OF PORTLAND-LOS ANGELES-DAILY. NO. 6-35-11-DAILY. NO. 12-36-5-DAILY.

SALT LAKE CITY-BOISE-PORTLAND-SEATTLE

Table T Condensed Schedules All Trains Daily. Includes routes for Salt Lake City (M.S.T.), Ogden, Green River, Pocatello, Minidoka, Shoshone, Sun Valley, Boise, Nampa, Huntington (M.S.T.), Baker, La Grande, Pendleton, The Dalles, and Portland. Lists departure and arrival times.

Equipment for Table T. NO. 104-105-457-CITIES OF LOS ANGELES-PORTLAND-DAILY. NO. 460-106-103-CITIES OF PORTLAND-LOS ANGELES-DAILY. NO. 35-11-DAILY. NO. 12-36-DAILY.

CHICAGO-OMAHA-DENVER-SPOKANE Walla Walla-Lewiston-Moscow-Pullman

Table S Condensed Schedules All Trains Daily. Includes routes for Chicago (C.T.), J.C.M. St.P. & P. Ar, Omaha (Un.on Pacific), North Platte (G.T.), Denver, Las Vegas, Pocatello, Boise, Huntington (M.T.), Huntington (P.T.), Pendleton, Hinkle, and Spokane. Lists departure and arrival times.

Equipment for Table S. NO. 105-Domeliner CITY OF PORTLAND-DAILY. NO. 19-SPOKANE TO HINKLE-DAILY. NO. 106-Domeliner CITY OF PORTLAND-DAILY.

Conditional stop; see Table 20. Motor Bus. This service is provided passengers arriving or departing Shoshone and holding proper tickets to and from Sun Valley. No bus service during period Sun Valley is closed Oct. 15 to Dec. 16 and Apr. 10 to May 1. (M.S.T.) Mountain Standard time.

PORTLAND — HINKLE — SPOKANE

Table U: All Trains Daily (Pacific Standard Time) 18-Bus, 19-11. Includes routes for Portland, Hood River, The Dalles, Arlington, Hinkle, Pendleton, Wallula, Ayer, Marengo, Cheney, Spokane.

PORTLAND, TACOMA AND SEATTLE

Table W: All Trains Daily 459 Daily, 407 Daily, 457 Daily, 460 Daily, 408 Daily, 458 Daily. Includes routes for Portland, Vancouver, Kelso-Longview, Chehalis, Centralia, Tacoma, Seattle.

THREE Dome Cars on the "CITY OF DENVER"

Dome Lines

OVERNIGHT between CHICAGO - DENVER

The "City of Denver" features the only Dome dining car between Chicago and Denver. In addition, there's a Dome lounge car and a Dome coach. Pullman equipment is the finest and reserved coach seats have stretch-out leg rests.

UNION PACIFIC RAILROAD

BAGGAGE ALLOWANCE-150 POUNDS

One hundred and fifty (150) pounds of baggage may be checked to destination on each full fare ticket, 75 pounds for each half-fare ticket for only 25 cents for each hand bag, 50 cents for each trunk.

Arrives, departs Seattle Union Depot. Arrives, departs Seattle King Street Station. Rail station is at Kelso. There is bus service between Kelso and Longview every 20 minutes. Motor Bus, Rail tickets honored.

Equipment for Table U

NO. 18-Bus-SPOKANE-DAILY. No. 18 to Pendleton; Bus to Spokane. Reclining Seat Coaches... Portland to Pendleton. (Not reserved.)

NO. 19-11-SPOKANE-DAILY. No. 19 to Hinkle; No. 11 to Portland. Reclining Seat Coaches... Spokane to Hinkle; Hinkle to Portland. (Not reserved.)

Equipment for Table W NORTHBOUND

NO. 457-DAILY. Club-Lounge Car... Portland to Seattle. Reclining Seat Coaches... Portland to Seattle (not reserved). Dining Car... Portland to Seattle.

NO. 407-DAILY. Parlor Car... Portland to Seattle (R. R. Owned). Reclining Seat Coaches... Portland to Seattle. Dining Car... Serving necessary meals enroute.

NO. 459-DAILY. Reclining Seat Coaches... Portland to Seattle. Sandwich Service... Portland to Seattle.

NO. 408-DAILY. Reclining Seat Coaches... Seattle to Portland. Sandwich Service... Seattle to Portland.

NO. 409-DAILY. Parlor Car... Seattle to Portland (R. R. Owned). Reclining Seat Coaches... Seattle to Portland. Dining Car... Serving necessary meals enroute.


NO. 458-DAILY. Club-Lounge Car... Seattle to Portland. Reclining Seat Coaches... Seattle to Portland (not reserved). Dining Car... Seattle to Portland.

SOUTHBOUND

Rail Travel Credit Cards

Now any person or company with proper credit may arrange for a convenient Charge-it Card. They are good on Union Pacific and many other railroads; can be used not only for rail and sleeping car tickets, but for services in dining cars and club lounge cars, if latter not prohibited by State law.

Call R-E-A EXPRESS FOR EAGER-BEAVER SERVICE. Includes Railway Express Agency logo.



Chicago and Omaha to Colorado, Utah, California and Pacific Northwest

Table No. 1: The Overland Route. WESTBOUND-Read Down and EASTBOUND-Read Up. Lists routes to Chicago, Elkhorn, Waterloo, Valley, Fremont, Ames, North Bend, Rogers, Schuyler, Richland, Columbus, Duncan, Silver Creek, Clarks, Central City, Chapman, Grand Island, Alda, Wood River, Shelton, Gibbon, Kearney, Odessa, Elm Creek, Overton, Lexington, Darr, Cosad, Gothenburg, Brady, Maxwell, Gannett, North Platte, Hershey, O'Fallons, Sutherland, Paxton, Roscoe, Ogallala, Brule, Big Springs, Julesburg, Chappell, Lodge Pole, Sunol, Sidney, Potter, Dix, Kimball, Bushnell, Pine Bluffs, Egbert, Burns, Hillsdale, Durham, Cheyenne.

Railroad Transfer Service PASSENGERS-BAGGAGE CHICAGO, ILL. THERE IS NO EXTRA CHARGE

FOR TRANSFERRING BETWEEN CHICAGO STATIONS. The transfer coupon on your through ticket entitles you to a transfer of luggage and a comfortable ride in a railroad transfer service temperature

controlled coach from your incoming Chicago train to your outgoing station at no cost. SPECIAL LUGGAGE SERVICE. If you have three hours or more between trains, you can give your luggage to the railroad

transfer service agent upon arrival, before boarding coaches, and pick it up at the parcel room of the outgoing station. The charge will be the usual parcel room checking fee, plus 25 cents.

For explanation of reference marks, see page 16.

Chicago and Omaha to Colorado, Utah, California and Pacific Northwest

Table No. 2: The Overland Route. WESTBOUND—Read Down and EASTBOUND—Read Up. Includes columns for Domesliner City of San Fran., The Challenger, Domesliner City of Portland, Domesliner City of St. Louis, Train 5, Train 27, Portland Rose 17, and various stations like Cheyenne, Borie, Granite Canon, Buford, Sherman, Dale, Hermosa, Laramie, Bosler, Rock River, Medicine Bow, Como, Hanna, Walcott, Ft. Steele, Sinclair, Rawlins, Creston, Wamsutter, Bitter Creek, Black Buttes, Point of Rocks, Rock Springs, Green River, Westvaco, Granger 20, Carter, Bridger, Aspen, Altamont, Mills, Evanston, Wahatch, Castle Rock, Echo, Devil's Slide, Morgan, Peterson, Ogden, Clearfield, Layton, Kaysville, Farmington, Woods Cross, Salt Lake City 4, 5, Los Angeles, Portland, and San Francisco.

For Complete Schedules, Ogden-Los Angeles, see Table 3; Green River-Portland, Table 20; Ogden-San Francisco, Table 14; Denver-Kansas City-St. Louis, Tables 24 and 30.

Footnotes for Tables 1 and 2. Includes notes A through W regarding passenger services, stops, and equipment. Note A: Stops to take or let off paying passengers Denver and beyond; or to let off or take paying passengers Omaha or beyond. Note B: Stops to take paying passengers for Denver and beyond; also to let off from Chicago. Note C: Stops to take paying passengers for Las Vegas or beyond. Note D: Stops to let off paying passengers from Cheyenne or beyond; also to take for Omaha or beyond. Note E: Stops to let off paying passengers from Cheyenne or beyond. Note F: Stops to let off paying passengers from Denver or East. Note G: Stops to take on or let off paying passengers for Reno or beyond. Note H: Stops to let off paying passengers from points beyond Savanna. Note J: Stops to let off paying passengers from Las Vegas or beyond. Note K: Stops to take paying passengers for points beyond Savanna. Note L: Stops to take revenue passengers for Ogden or beyond. Note M: Stops to take paying passengers for North of Granger, or for Ogden and beyond. Note N: Stops to let off paying passengers from Omaha or beyond; also to take paying passengers for North of Granger, or for Ogden and beyond. Note O: Stops to take or let off paying passengers. Note P: Stops to let off paying passengers from Cheyenne or East. Note V: Stops to let off paying passengers from Granger or beyond; also to take paying passengers for Denver, or beyond. Note W: Stops to let off paying passengers from Granger or beyond; also to take paying passengers for Cheyenne or beyond. Note X: Stops to let off paying passengers from Denver or beyond; also to take for Chicago. Note Z: Stops to let off paying passengers from Hampshire; also from Savanna or beyond. NOTE—There is bus service between Kimball and Gering, Harrisburg and Scottsbluff, Nebr. On arrival Kimball consult local bus agent about bus schedules.

Between Chicago, Omaha, Denver, Ogden, Salt Lake City and Los Angeles

Table No. 3: The Overland Route. WESTBOUND—Read Down and EASTBOUND—Read Up. Includes columns for Domesliner City of Los Angeles, The Challenger, Domesliner City of St. Louis, Train 6, and various stations like Chicago, Omaha, St. Louis, Kansas City, Denver, Ogden, Salt Lake City, Cheyenne, Salt Lake City (MST), Garfield, Lake Point, Warner, Stockton, St. John, Faust, Lofgreen, Tintic, Lynndyl 5, Delta, Clear Lake, Bloom, Pumice, Black Rock, Read, Milford, Thermo, Nada, Lund, Cedar City, Zane, Beryl, Modena, Uvada, Crestline, Acoma, Islen, Callente, Elgin, Carp, Moapa, Dry Lake, Las Vegas 10, Las Vegas, Bracken, Arden, Sloan, Jean, Nipton, Ivanpah, Olma, and Los Angeles.

Footnotes for Table 3. Includes notes A through F regarding motor bus connections, limited handling of checked baggage, and stops. Note A: Motor bus between Lund and Cedar City. See Table No. 6 with footnote for additional bus service during Park season only. Note B: Motor bus connections with main line trains at East Los Angeles. Note C: Limited handling of checked baggage on these trains; consult agent. Note D: Stops only on signal. Note E: Stops to let off or take passengers. Note F: See Tables 24 and 30 for service between St. Louis, Kansas City, Denver and Cheyenne. Mileage shown on mile posts is from Council Bluffs. See General Information, page 2. Time from 12:01 midnight to 12:00 noon shown in light face type. Time from 12:01 noon to 12:00 midnight shown in heavy face type.

Low Family Fares in effect daily. Good in sleeping cars and coaches. UNION PACIFIC offers stopover privileges at fabulous LAS VEGAS enroute to and from Southern California via the DOMELINERS CITY OF LOS ANGELES THE CHALLENGER CITY OF ST. LOUIS

Between Chicago, Omaha, Denver, Ogden, Salt Lake City and Los Angeles

Table No. 3 (Continued) The Overland Route Pacific Standard Time. Includes WESTBOUND—Read Down and EASTBOUND—Read Up sections with train numbers, times, and elevations.

See tables 7, 8 and 9 on this page, for more complete motor bus schedules to and from East Los Angeles.

Salt Lake City — Provo — Lyndyl

Table No. 5 Mountain Standard Time. Schedule for Salt Lake City, Provo, and Lyndyl routes.

East Los Angeles — Pasadena — Glendale

Table No. 7 Pacific Time. Schedule for East Los Angeles, Pasadena, and Glendale routes.

East Los Angeles — Long Beach — San Pedro

Table No. 8 Pacific Time. Schedule for East Los Angeles, Long Beach, and San Pedro routes.

East Los Angeles — Whittier — Anaheim

Table No. 9 Pacific Time. Schedule for East Los Angeles, Whittier, and Anaheim routes.

Salt Lake City—Lund—Cedar City—Los Angeles

Table No. 6 Mountain Standard Time. Schedule for Salt Lake City, Lund, Cedar City, and Los Angeles routes.

Local freight with caboose for passengers.

Motor bus between Lund and Cedar City, gateway to Zion, Bryce Canyon, Grand Canyon National Parks.

Operates Only During Park Season, June 11 - Sept. 4.

Local freight with caboose for passengers operates from Provo 11 A.M. Mon., Wed., Fri., and from Lyndyl 11 A.M. Tue., Thu., Sat.

Las Vegas—Boulder City—Hoover Dam—Lake Mead

Table No. 10 Pacific Time. Schedule for Las Vegas, Boulder City, Hoover Dam, and Lake Mead routes.

Las Vegas—Phoenix—Tucson (Las Vegas—Tonopah—Reno Stage Line)

Table No. 11. Schedule for Las Vegas, Phoenix, and Tucson routes.

For equipment, see pages 6 to 14 inclusive.

For explanation of reference marks in table 3, see page 17; in tables 5 to 11, see top of this page.

Chicago, Omaha, Ogden and San Francisco

Table No. 14 The Overland Route. Includes WESTBOUND Read Down and EASTBOUND Read Up sections with train numbers, times, and elevations.

- (f) Stops only on signal.
Via Cut-off; not via Cheyenne.
Delta limited handling of checked baggage on these trains; consult agent.
O Between Omaha and Laramie Nos. 27 and 28 carry only a rider coach for passengers; no dining car; no sleeping car. Coach seat reservation charge between Laramie and San Francisco.
N Stops to let off paying passengers from Denver; also to take for Chicago.
P Nos. 111 and 112 stop at Fort Morgan to take or let off paying passengers to or from points where these trains are regularly scheduled to stop.
R Northland Greyhound bus between La Salle and Cheyenne on which tickets reading via Union Pacific will be honored.
S Leaves and arrives from Third Street station.
U Mileage shown on mile posts is from Council Bluffs. See General Information, page 2.
V Upon advance arrangement with agent at La Salle, and upon payment of regular local cab fare, Yellow Cab Co. will meet all trains at La Salle for transfer to and from Greeley.

Chicago, Omaha and Denver

Table No. 17 The Overland Route All Trains Daily. Includes WESTBOUND—Read Down and EASTBOUND—Read Up sections with train numbers, times, and elevations.

(C.S.T.) Central standard time. (M.S.T.) Mountain standard time. (P.S.T.) Pacific standard time.

Between Chicago, Omaha and Spokane, Portland, Tacoma and Seattle

Table No. 20 The Overland Route. WESTBOUND-Read Down and EASTBOUND-Read Up. Includes columns for Domes-liner City of St. Louis, Portland, Mail and Express, and Domes-liner City of Portland. Lists routes to Chicago, Omaha, St. Louis, Denver, Cheyenne, and various Idaho locations like Pocatello, Idaho Falls, and Shoshone.

Footnotes for Pages 20 and 21

Motor bus. This service is provided passengers arriving or departing Shoshone and holding proper tickets to and from Sun Valley, Idaho. No bus service during period Sun Valley is closed Oct. 15 to Dec. 16 and Apr. 10 to May 1.

Idaho Falls, Idaho is rail gateway to Yellowstone and Grand Teton National Parks. During summer season (June 12 through August 28) coaches and sleepers from Salt Lake City and through Pocatello set out for occupancy at Idaho Falls (6:30 A.M. inbound-9:30 P.M. outbound). Motor buses transport passengers between Idaho Falls and Yellowstone-Grand Teton National Parks.

No. 17 originates at Kansas City, Mo. and No. 18 terminates there. Nos. 5 and 6 from and to Omaha connect with Nos. 17 and 18 at Cheyenne.

Nos. 11 and 12 run between Pocatello and Portland and carry through coach between Salt Lake City and Portland, in connection with Trains 35 and 36 between Salt Lake City and Pocatello. (No dining car service between Pocatello and Portland.)

Runs via Denver and Cut-off, not via Cheyenne.

Daily.

Stops to let off paying passengers from Tacoma and beyond; also to take for Vancouver and beyond.

Stops to take paying passengers for Pendleton or beyond.

Stops to take paying passengers for Green River and beyond; also to let off from Pocatello and beyond.

Stops to take paying passengers for Vancouver and beyond.

Stops to let off paying passengers from Green River and beyond; also to take for Pocatello and beyond.

Stops to let off paying passengers from Pocatello or beyond.

Stops to take on paying passengers for Pocatello or beyond.

No. 105 stops to let off paying passengers from Omaha, Denver or beyond and to take paying passengers for Portland, Spokane or beyond. No. 106 stops to let off paying passengers from Portland, Spokane or beyond and to take paying passengers for Denver, Omaha or beyond.

Stops to take paying passengers for Pocatello, Ogden or beyond; also to let off from Huntington and beyond.

Stops to let off paying passengers from Vancouver and beyond; also to take for Tacoma, Seattle and beyond.

Stops to let off paying passengers from Portland and beyond on Tuesdays only.

For service between St. Louis, Denver and Cheyenne, see tables 24 and 30.

Stops to let off paying passengers from Ogden, Pocatello, and beyond; also to take for Huntington and beyond.

(Continued on next page)

Between Chicago, Omaha and Spokane, Portland, Tacoma and Seattle

Table No. 20 (Continued) The Overland Route. WESTBOUND-Read Down and EASTBOUND-Read Up. Includes columns for Portland/Rose Daily, Mail and Express, Domes-liner City of Portland, and Mileage. Lists routes to Huntington, Spokane, Hinkle, and various Oregon and Washington locations like The Dalles, Hood River, and Astoria.

Footnotes for Pages 20 and 21

(Continued from page 20)

Bus from Pendleton.

Stops to let off paying passengers from Vancouver and beyond; also to take for points beyond Seattle.

Stops to let off paying passengers from Spokane and East.

Trains 457 and 460 carry passengers to and from East Olympia and Portland and Seattle. Bus service is only between East Olympia and Olympia, and operates to and from U. P. station at Olympia. Bus will handle hand and checked baggage for passengers.

Union Pacific rail tickets to or from certain stations (consult agent) are honored on Harbor Lines, Inc. buses operating over public highway only through towns where time is shown. Motor buses operate daily except Sundays and Holidays.

Mileage shown on mile posts is from Council Bluffs. See General Information, Page 2

By connecting bus to and from East Olympia Daily.


Between Portland, Tacoma and Seattle

All tickets over these lines are interchangeable and good on any train listed below.

Table No. 20A Continued Pacific Standard Time. WESTBOUND-Read Down and EASTBOUND-Read Up. Lists routes between Portland, Vancouver, Ridgefield, Woodland, Kalama, Kelso-Longview, Castle Rock, Vader, Winlock, Napavine, Chehalis, Centralia, Bucoda, Tenino, East Olympia, Olympia, Nisqually, Stellacoom, Tacoma, Puyallup, Sumner, Auburn, Kent, and Seattle.

Portland-Olympia-Aberdeen-Hoquiam

Table No. 21 (Pacific Standard Time). Motor Bus routes between Portland, East Olympia, Tumwater, Olympia, Hoquiam, and Aberdeen.



St. Louis, Kansas City, and Denver

Table No. 24 The Overland Route. WESTBOUND Read Down and EASTBOUND Read Up. Includes routes to Kansas City, St. Louis, and Denver with various stops and times.

Table No. 31 Denver - La Salle - Greeley - Ft. Collins. (Mountain Standard Time). Includes routes to La Salle, Greeley, and Ft. Collins.

Denver, Cheyenne and Salt Lake City

Table No. 30 The Overland Route. WESTBOUND Read Down and EASTBOUND Read Up. Includes routes to Cheyenne and Salt Lake City.

Distance between Denver and Salt Lake City via cut-off is 613 miles; via Cheyenne is 625 miles.

Solomon - Beloit and Kansas City - Salina Plainville - Oakley. Table No. 26 and Table No. 28. Includes routes to Beloit, Salina, Plainville, and Oakley.

Kansas City - Salina McPherson. Table No. 27. Includes routes to Salina and McPherson.

Echo - Coalville - Park City. Table No. 32. Includes routes to Coalville and Park City.

Laramie - Centennial - Walden and Walcott - Saratoga Encampment. Table No. 33 and Table No. 34. Includes routes to Centennial, Walden, Walcott, Saratoga, and Encampment.

Salt Lake City, Ogden, Pocatello, Idaho Falls and Butte

Table No. 36 The Overland Route. WESTBOUND Read Down and EASTBOUND Read Up. Includes routes to Ogden, Pocatello, Idaho Falls, and Butte.

Cache Junction - Logan - Preston

Table No. 37 (Mountain Time) and Table No. 38 (Mountain Time). Includes routes to Cache Junction, Logan, and Preston.

Salt Lake - Idaho Falls - Yellowstone (Summer Season)

Table No. 39 (Mountain Time). Includes routes to Salt Lake, Idaho Falls, and Yellowstone.

Salt Lake - Idaho Falls - Victor - Grand Teton (Summer Season)

Table No. 40 (Mountain Time). Includes routes to Salt Lake, Idaho Falls, Victor, and Grand Teton.

Footnotes for Pages 22 and 23

- A Stops to take on or to let off paying passengers.
B Stops to take paying passengers for Denver and beyond.
C Stops to let off paying passengers from Denver and beyond.
D Stops to take paying passengers for Salina or beyond.
E Stops to let off paying passengers; also to take for Idaho Falls or beyond.
H Stops to take paying passengers; also let off from Idaho Falls or beyond.
J Stops to let off paying passengers from Granger or beyond, also to take paying passengers for Denver or beyond.
K Freight service only.
N Stops to let off paying passengers from Topeka, Lawrence and Kansas City or beyond; also to take for Denver or beyond.
O Stops to let off paying passengers from Denver or beyond; also to take for Kansas City or beyond.
R Stops to take paying passengers for Denver or beyond; also to let off paying passengers from Salina and east thereof.
T Stops to let off paying passengers from Denver and beyond; also to take for Salina and east thereof where train is scheduled to stop.
W Conditional stop; see table 2.
X Stops to let off paying passengers from Denver and beyond; also to take for Topeka, and for Kansas City and beyond.
Z Stops to let off paying passengers from east of Denver; also to take for Laramie or scheduled stops beyond.
(f) Stops only on signal. † Daily except Sunday. * Daily. ◇ Via cut-off; not via Cheyenne.
◇ Mixed train. # No. 105 stops to take paying passengers for Pocatello or beyond.
+ Checked baggage not handled to or from station at Kansas City, Kans.
■ Nos. 35 and 36 carry set sleeper and coaches between Salt Lake City and Idaho Falls during Park season—June 12 through August 28. Occupancy inbound until 6:30 A.M., outbound at 9:30 P.M.
• Local freight with caboose only.
♦ Connecting motor bus between Idaho Falls and Old Faithful for passengers holding Yellowstone Park tour transportation only. Breakfast stop at Flamingo Inn, Idaho Falls on inbound trip.
○ Connecting motor bus between Idaho Falls and Jackson Lake Lodge for passengers holding Grand Teton Park tour transportation. Breakfast stop at Flamingo Inn, Idaho Falls on inbound trip.

Union Pacific Branch Lines

Omaha-No. Platte-So. Torrington

Table No. 42 Central Time. Schedule for Omaha-No. Platte-So. Torrington line with mixed and local freight times.

Central City—Valparaiso

Table No. 45 Central Time. Schedule for Central City—Valparaiso line.

Columbus — Spalding

Table No. 46 Central Time. Schedule for Columbus — Spalding line.

Columbus — Albion

Table No. 47 Central Time. Schedule for Columbus — Albion line.

Grand Island — Ord

Table No. 48 Central Time. Schedule for Grand Island — Ord line.

Topeka — Marysville — Grand Island

Table No. 52 Central Time. Schedule for Topeka — Marysville — Grand Island line.

St. Joseph — Marysville

Table No. 53 Central Time. Schedule for St. Joseph — Marysville line.

Blackfoot — Aberdeen — Mackay

Table No. 56 Mountain Time. Schedule for Blackfoot — Aberdeen — Mackay line.

Idaho Falls — Orvin — St. Anthony

Table No. 57 Mountain Time. Schedule for Idaho Falls — Orvin — St. Anthony line.

Idaho Falls—Ucon — St. Anthony

Table No. 58 Mountain Time. Schedule for Idaho Falls—Ucon — St. Anthony line.

Minidoka — Twin Falls — Buhl — Wells

Table No. 60 Mountain Time. Schedule for Minidoka — Twin Falls — Buhl — Wells line.

Minidoka — Rupert — Bliss

Table No. 61 Bus-Mixed 50 Mountain Time. Schedule for Minidoka — Rupert — Bliss line.

Burley — Declo

Table No. 62 Mountain Time. Schedule for Burley — Declo line.

Nyssa — Homedale — Marsing

Table No. 64 Mountain Time. Schedule for Nyssa — Homedale — Marsing line.

Kearney — Stapleton

Table No. 43 Mixed 95 Central Time. Schedule for Kearney — Stapleton line.

Grand Island — Loup City

Table No. 49 Central Time. Schedule for Grand Island — Loup City line.

Lawrence — Leavenworth

Table No. 50 Central Time. Schedule for Lawrence — Leavenworth line.

Idaho Falls — Ucon — St. Anthony

Table No. 55 Mountain Time. Schedule for Idaho Falls — Ucon — St. Anthony line.

Idaho Falls — Orvin — St. Anthony

Table No. 54 Mountain Time. Schedule for Idaho Falls — Orvin — St. Anthony line.

Idaho Falls — Orvin — St. Anthony

Table No. 57 Mountain Time. Schedule for Idaho Falls — Orvin — St. Anthony line.

Columbus — Norfolk

Table No. 44 Central Time. Schedule for Columbus — Norfolk line.

SHIP and TRAVEL UNION PACIFIC

SHIP and TRAVEL UNION PACIFIC logo and text.

* Daily. † Sunday only. ‡ Daily except Sundays and Holidays. †† Northwest Greyhound Lines daily bus—Rail tickets honored. ††† Local freight with caboose only. * Mixed Nos. 59 and 60, daily. †† Rail tickets between Hastings and Grand Island honored on Yellow Diamond Lines buses. See table No. 90. H Mondays, Wednesdays and Fridays only. D Wednesdays and Fridays only. E Tuesdays, Thursdays, and Saturdays only. K Freight service only. † On days livestock is to be carried, train No. 82 runs about one-half hour later than schedule shown. (f) Stops on signal.

Union Pacific Branch Lines

Richfield — Hill City

Table No. 65 Mountain Time. Schedule for Richfield — Hill City line.

Nampa — Emmett — McCall

Table No. 67 Mountain Time. Schedule for Nampa — Emmett — McCall line.

Caldwell — Wilder

Table No. 68 Mountain Time. Schedule for Caldwell — Wilder line.

Shoshone — Ketchum — Sun Valley

Table No. 69 Mountain Time. Schedule for Shoshone — Ketchum — Sun Valley line.

Ontario — Vale — Crane and Burns

Table No. 70 Mountain Time. Schedule for Ontario — Vale — Crane and Burns line.

Walla Walla — Wallula

Table No. 75 Pacific Time. Schedule for Walla Walla — Wallula line.

Payette — Emmett

Table No. 71 Mountain Time. Schedule for Payette — Emmett line.

Portland — La Grande — Joseph

Table No. 72 Pacific Time. Schedule for Portland — La Grande — Joseph line.

Weiser — New Meadows

Table No. 73 Mountain Time. Schedule for Weiser — New Meadows line.

Portland — Spokane *

Table No. 74 Pacific Time. Schedule for Portland — Spokane line.

Walla Walla — Wallula

Table No. 75 Pacific Time. Schedule for Walla Walla — Wallula line.

Ayer — Spokane*

Table No. 76 Pacific Time. Schedule for Ayer — Spokane line.

Colfax — Moscow*

Table No. 76a Pacific Time. Schedule for Colfax — Moscow line.

Ayer — Lewiston*

Table No. 77 Pacific Time. Schedule for Ayer — Lewiston line.

Walla Walla — Wallula

Table No. 75 Pacific Time. Schedule for Walla Walla — Wallula line.

Walla Walla — Wallula

Table No. 75 Pacific Time. Schedule for Walla Walla — Wallula line.

Walla Walla — Wallula

Table No. 75 Pacific Time. Schedule for Walla Walla — Wallula line.

Hinkle — Yakima*

Table No. 78 Pacific Time. Schedule for Hinkle — Yakima line.

Footnotes for Page 25

* See Page 26 for bus service. Rail tickets honored. † Daily except Sunday. ‡ Stops to let off paying passengers from Hinkle or beyond. K Freight service only. Time from 12:01 midnight to 12:00 noon shown in light face type. Time from 12:01 noon to 12:00 midnight shown in heavy face type. Figures opposite junction points refer to tables showing diverging trains.

When Away From Home...

... remember this symbol of help for all travelers and newcomers in trouble. You will find the Travelers Aid lamp in all major rail terminals. Travelers Aid is a social service supported by voluntary contributions through Community Chests and United Funds.

Along the UNION PACIFIC route Travelers Aid is in — Kansas City Chicago Denver Long Beach Spokane Omaha Los Angeles St. Louis Salt Lake City



Low Family Fares in effect daily. Good in sleeping cars and coaches.

Connecting Bus Service

Table No. 79 (Pacific Time) Spokane - Kellogg - Wallace. Includes bus routes, times, and station names.

Table No. 84a (Pacific Time) Pendleton - Walla Walla - Yakima. Includes bus routes, times, and station names.

Table No. 86 (Pacific Time) The Dalles - Bend. Includes bus routes, times, and station names.



Table No. 84 (Pacific Time) Pendleton - Walla Walla - Lewiston - Pullman - Moscow - Colfax - Spokane. Includes bus routes, times, and station names.

Table No. 88 (Central Time) Fremont - Lincoln. Includes bus routes, times, and station names.

Table No. 89 (Central Time) Columbus - Lincoln. Includes bus routes, times, and station names.

Table No. 91 (Central Time) Lincoln - Omaha (Rail Tickets Honored). Includes bus routes, times, and station names.

Table No. 92 (Central Time) Columbus - Norfolk. Includes bus routes, times, and station names.

Table No. 93 (Mountain Standard Time) Denver - Cheyenne. Includes bus routes, times, and station names.

Footnotes for Page 26. Includes information about Center Service Bus Lines, Western Greyhound Lines, Empire Lines, Pacific Trailways, Capitol Stages, Southwestern Greyhound, and daily exceptions.

Connections at Omaha

Table showing bus connections at Omaha. Includes routes to C.M. St. P. & P., C.B. & Q., and C.E. I. & P. with times and station names.

Connections at Kansas City

Table showing bus connections at Kansas City. Includes routes to A.T. & S.F., Frisco Lines, K.C.S., and C.E. I. & P. with times and station names.

Connections at Denver

Table showing bus connections at Denver. Includes routes to D & B G W, C & S, and other lines with times and station names.

Connections at Portland

Table showing bus connections at Portland. Includes routes to Southern Pacific, Cascade, and Shasta Day-Light with times and station names.

Connections at Seattle

Table showing bus connections at Seattle. Includes routes to Great Northern, Western Pacific, and other lines with times and station names.

Connections at Spokane & Butte

Table showing bus connections at Spokane & Butte. Includes routes to N.P. and other lines with times and station names.

Connections at Salt Lake City

Table showing bus connections at Salt Lake City. Includes routes to Western Pacific and other lines with times and station names.

Connections Los Angeles and San Francisco (Pacific Standard Time)

Table showing bus connections between Los Angeles and San Francisco. Includes routes to Southern Pacific and other lines with times and station names.

RESERVED COACH SEAT CHARGES

"THE CHALLENGER" — "CITY OF LOS ANGELES" — "CITY OF SAN FRANCISCO"

BETWEEN	Chicago, Ill.	Savanna, Ill.	Perry, Ia.	Omaha, Neb.	Grand Island, Neb.	North Platte, Nebr.	Sidney, Neb.	Cheyenne, Wyo.	Rawlins, Wyo.	Ogden, Utah	Salt Lake City, Utah	Milford, Utah	Caliente, Nev.	Las Vegas, Nev.	Los Angeles, Cal.	Reno, Nev.	Sacramento, Cal.	San Francisco, Cal.
Chicago, Ill.		\$ 2	\$.75	\$.75	\$1.75	\$2.00	\$2.00	\$2.00	\$2.25	\$2.25	\$2.25	\$2.75	\$3.00	\$3.00	\$3.00	\$4.00	\$4.00	\$4.00
Savanna, Ill.	75		.75	.75	1.75	2.00	2.00	2.00	2.25	2.25	2.25	2.75	3.00	3.00	3.00	4.00	4.00	4.00
Perry, Iowa	75	75		.75	1.75	2.00	2.00	2.00	2.25	2.25	2.25	2.75	3.00	3.00	3.00	4.00	4.00	4.00
Omaha, Nebr.	75	75	75		1.00	1.25	1.25	1.25	1.50	1.50	1.50	2.00	2.25	2.25	2.25	3.25	3.25	3.25
Grand Island, Nebr.	1.75	1.75	1.75	1.00		1.00	1.25	1.25	1.50	1.50	1.50	2.00	2.25	2.25	2.25	3.25	3.25	3.25
North Platte, Nebr.	2.00	2.00	2.00	1.25	1.00		1.00	1.25	1.25	1.50	1.50	2.00	2.25	2.25	2.25	3.25	3.25	3.25
Sidney, Nebr.	2.00	2.00	2.00	1.25	1.25	1.00		1.00	1.25	1.50	1.50	2.00	2.25	2.25	2.25	3.25	3.25	3.25
Cheyenne, Wyo.	2.00	2.00	2.00	1.25	1.25	1.25	1.00		1.00	1.50	1.50	1.75	2.00	2.00	2.00	3.00	3.00	3.00
Rawlins, Wyo.	2.25	2.25	2.25	1.50	1.50	1.25	1.25	1.00		1.25	1.25	1.75	1.75	2.00	2.00	3.00	3.00	3.00
Ogden, Utah	2.25	2.25	2.25	1.50	1.50	1.50	1.50	1.50	1.25		1.00	1.50	1.50	1.50	1.50	2.00	2.25	2.25
Salt Lake City, Utah	2.25	2.25	2.25	1.50	1.50	1.50	1.50	1.50	1.25	1.00		1.00	1.50	1.50	1.50			
Milford, Utah	2.75	2.75	2.75	2.00	2.00	2.00	2.00	1.75	1.75	1.50	1.00		1.00	1.25	1.50			
Caliente, Nev.	3.00	3.00	3.00	2.25	2.25	2.25	2.25	2.00	1.75	1.50	1.50	1.00		1.00	1.25			
Las Vegas, Nev.	3.00	3.00	3.00	2.25	2.25	2.25	2.25	2.00	2.00	1.50	1.50	1.25	1.00		1.00			
Los Angeles, Calif.	3.00	3.00	3.00	2.25	2.25	2.25	2.25	2.00	2.00	1.50	1.50	1.50	1.25	1.00				
Reno, Nev.	4.00	4.00	4.00	3.25	3.25	3.25	3.25	3.00	3.00	2.00							1.00	1.00
Sacramento, Calif.	4.00	4.00	4.00	3.25	3.25	3.25	3.25	3.00	3.00	2.25						1.00		
San Francisco, Calif.	4.00	4.00	4.00	3.25	3.25	3.25	3.25	3.00	3.00	2.25						1.00		

"CITY OF ST. LOUIS" — "CITY OF ST. LOUIS-CITY OF SAN FRANCISCO"

BETWEEN	St. Louis, Mo.	Moberly, Mo.	Kansas City, Mo.	Topeka, Kan.	Manhattan, Kans.	Salina, Kan.	Oakley, Kans.	Denver, Colo.	Rawlins, Wyo.	Ogden, Utah	Salt Lake City, Utah	Milford, Utah	Caliente, Nev.	Las Vegas, Nev.	Los Angeles, Cal.	Reno, Nev.	Sacramento, Cal.	San Francisco, Cal.
St. Louis, Mo.		\$ 1	\$ 1	\$1.50	\$1.50	\$1.75	\$1.75	\$2.00	\$2.00	\$2.00	\$2.00	\$2.50	\$2.75	\$3.00	\$3.00	\$4.00	\$4.00	\$4.00
Moberly, Mo.	1		1	1.50	1.50	1.75	1.75	2.00	2.00	2.00	2.00	2.50	2.50	2.75	3.00	4.00	4.00	4.00
Kansas City, Mo.	1	1		1.00	1.00	1.00	1.25	1.50	1.50	1.50	1.50	2.00	2.00	2.25	2.25	3.25	3.25	3.25
Topeka, Kans.	1.50	1.50	1.00		1.00	1.00	1.00	1.50	1.50	1.50	1.50	2.00	2.00	2.25	2.25	3.00	3.00	3.00
Manhattan, Kans.	1.50	1.50	1.00	1.00		1.00	1.00	1.50	1.50	1.50	1.50	2.00	2.00	2.25	2.25	3.00	3.00	3.00
Salina, Kans.	1.75	1.75	1.00	1.00	1.00		1.00	1.50	1.50	1.50	1.50	2.00	2.00	2.00	2.00	3.00	3.00	3.00
Oakley, Kans.	1.75	1.75	1.25	1.00	1.00	1.00		1.25	1.50	1.50	1.50	2.00	2.00	2.00	2.00	3.00	3.00	3.00
Denver, Colo.	2.00	2.00	1.50	1.50	1.50	1.50	1.25		1.25	1.50	1.50	2.00	2.00	2.00	2.00	3.00	3.00	3.00
Rawlins, Wyo.	2.00	2.00	1.50	1.50	1.50	1.50	1.25	1.25		1.25	1.25	1.75	1.75	2.00	2.00	3.00	3.00	3.00
Ogden, Utah	2.00	2.00	1.50	1.50	1.50	1.50	1.50	1.50	1.25		1.00	1.50	1.50	1.50	1.50	2.00	2.25	2.25
Salt Lake City, Utah	2.00	2.00	1.50	1.50	1.50	1.50	1.50	1.50	1.25	1.00		1.00	1.50	1.50	1.50			
Milford, Utah	2.50	2.50	2.00	2.00	2.00	2.00	2.00	2.00	1.75	1.50	1.00		1.00	1.25	1.50			
Caliente, Nev.	2.75	2.50	2.00	2.00	2.00	2.00	2.00	2.00	1.75	1.50	1.50	1.00		1.00	1.25			
Las Vegas, Nev.	3.00	2.75	2.25	2.25	2.25	2.00	2.00	2.00	2.00	1.50	1.50	1.25	1.00		1.00			
Los Angeles, Calif.	3.00	3.00	2.25	2.25	2.25	2.00	2.00	2.00	2.00	1.50	1.50	1.50	1.25	1.00				
Reno, Nev.	4.00	4.00	3.25	3.00	3.00	3.00	3.00	3.00	3.00	2.00							1.00	1.00
Sacramento, Calif.	4.00	4.00	3.25	3.00	3.00	3.00	3.00	3.00	3.00	2.25						1.00		
San Francisco, Calif.	4.00	4.00	3.25	3.00	3.00	3.00	3.00	3.00	3.00	2.25						1.00		

Each person occupying a seat, including children, must pay full Reserved Coach Seat Fare.

NO REFUND unless space released not later than:

- (a) 48 hours before departure if bought more than 48 hours in advance.
- (b) 24 hours before departure if bought 24 to 48 hours in advance.
- (c) 3 hours before departure if bought on day of departure.

Only exception is for missed connection due to delayed trains.

- ① Charge not applicable locally on N & W RY.
- ② Charge not applicable locally Chicago-Savanna, Ill. inclusive.

The Reserved Seat charge does not apply on trips made within the State of California.

UNION PACIFIC TRAINS USE THESE STATIONS

Boise, Idaho: Union Pacific Station.
Butte, Montana: Union Station.
Cheyenne, Wyo: Union Pacific Station.
Chicago, Illinois: Union Station, Canal Street and Jackson Boulevard.
Denver, Colorado: Union Station.
Kansas City, Mo: Union Station, Main Street and Union Station I Iaza.
Los Angeles, Calif: Los Angeles Union Passenger Terminal.

East Los Angeles: Union Pacific Station.
Oakland, Calif: Southern Pacific 16th Street Station.
Ogden, Utah: Union Station.
Olympia, Wash: Union Pacific Station.
Omaha, Nebraska: Union Station, 10th and Marcy Streets.
Pendleton, Oregon: Union Pacific Station, Corner Main and Frazer Sts.

Pocatello, Idaho: Union Pacific Station.
Portland, Oregon: Union Station, Sixth and Johnson Streets.
Riverside, Calif: Union Pacific Station.
San Bernardino, Calif: Union Station.
San Francisco, Calif: Third and Townsend Station.
Salina, Kansas: Union Station.
Salt Lake City, Utah: Union Pacific Station.

Seattle, Wash: Union Station, 4th Avenue, South, and Jackson Street.
Spokane, Washington: Union Station.
St. Louis, Mo: Union Station, 18th and Market Streets.
Tacoma, Washington: Union Station.
Topeka, Kansas: Union Pacific Station, Railroad and North Jackson Streets.

ONE WAY RAIL FARES

The WESTBOUND fares shown herein are those in effect October 31, 1966 taken from latest available tariffs, and do not reflect any change in fares which may be authorized at a subsequent date. Fares are quoted as information only and are not to be used for selling purposes.

FROM	TO	Los Angeles, San Diego, Calif.		San Francisco, Calif.		Portland, Ore.		Seattle, Wash.		Spokane, Walla Walla, Wash.		Salt Lake City, Utah		Denver, Colo.		Boise, Ida.		Las Vegas, Nev.	
		FIRST	COACH	FIRST	COACH	FIRST	COACH	FIRST	COACH	FIRST	COACH	FIRST	COACH	FIRST	COACH	FIRST	COACH	FIRST	COACH
Akron, Ohio (via B&O or E-LRR and Chicago)		\$111.04	\$82.64	\$111.04	\$82.64	\$108.23	\$80.41	\$108.23	\$80.41	\$96.04	\$70.82	\$83.12	\$60.66	\$65.43	\$46.71	\$94.77	\$69.81	\$100.49	\$74.33
Albany, N. Y.		146.71	105.63	146.71	105.63	143.90	103.40	143.90	103.40	131.71	93.81	118.79	83.65	101.10	69.70	130.44	92.80	136.16	97.32
Atlanta, Ga. (via Chicago)		104.84	78.52	104.84	78.52	111.64	86.59	112.27	87.16	100.07	77.53	81.04	62.51	62.84	48.27	92.55	71.33	98.41	78.18
Atlanta, Ga. (via St. Louis or Kansas City)		91.90	67.54	99.43	77.49	111.64	86.59	112.27	87.16	100.07	77.53	81.04	62.51	62.84	48.27	92.55	71.33	98.41	78.18
Baltimore, Md. (via B&O)		138.14	97.30	140.59	99.91	137.78	97.69	137.78	97.69	125.59	88.10	112.67	77.94	94.98	63.99	124.32	87.09	130.04	91.61
Baltimore, Md. (via PennaRR)		142.76	103.14	142.76	103.14	139.95	100.91	139.95	100.91	127.76	91.32	114.84	81.16	97.15	67.21	126.49	90.31	132.21	94.83
Birmingham, Ala. (via Chicago)		102.44	78.52	102.54	78.52	104.57	82.77	105.20	83.34	95.00	73.71	73.97	58.69	57.80	45.86	87.10	68.61	91.34	72.36
Birmingham, Ala. (via St. Louis or Kansas City)		84.83	66.48	92.36	72.43	104.57	82.77	105.20	83.34	95.00	73.71	73.97	58.69	55.77	43.62	85.59	67.51	82.58	64.72
Boston, Mass. (via Albany)		161.91	115.24	161.91	115.24	159.10	113.01	159.10	113.01	146.91	103.42	133.99	83.26	116.30	79.31	145.64	102.41	151.35	108.93
Buffalo, N. Y. (via NYC)		125.24	92.31	125.24	92.31	122.43	90.08	122.43	90.08	110.24	80.49	97.32	70.33	79.63	56.38	108.97	78.48	114.69	84.00
Charleston, W. Va.		117.25	86.13	117.25	86.13	118.64	88.25	118.64	88.25	106.45	78.66	93.23	67.21	75.12	52.97	104.86	76.36	110.60	80.88
Chattanooga, Tenn. (via Chicago)		100.37	78.52	100.37	78.52	106.18	82.44	106.81	83.01	94.61	73.38	75.58	58.36	58.24	44.12	87.19	67.18	92.95	72.03
Chattanooga, Tenn. (via St. Louis)		87.87	68.19	95.40	74.14	106.18	82.44	106.81	83.01	94.61	73.38	75.58	58.36	57.47	44.12	87.19	67.18	92.95	72.03
Chicago, Ill.		85.56	67.39	85.56	67.39	82.75	65.16	82.75	65.16	70.56	55.57	57.64	45.41	39.95	31.46	69.29	54.56	75.01	59.08
Cincinnati, Ohio (via NYC or PennaRR)		104.64	78.52	104.64	78.52	104.98	79.14	104.98	79.14	92.79	69.55	79.87	59.39	62.18	45.61	91.52	68.54	97.24	73.06
Cleveland, Ohio (via NYC)		111.30	83.64	111.30	83.64	108.49	81.41	108.49	81.41	96.30	71.82	83.38	61.66	65.69	47.71	95.03	70.81	100.75	75.33
Columbus, Ohio (via PennaRR)		109.31	82.32	109.31	82.32	106.50	80.09	106.50	80.09	94.31	70.50	81.39	60.34	63.70	46.39	93.04	69.49	98.76	74.01
Columbia, S. C. (via Chicago)		104.64	79.28	110.26	85.23	120.90	92.97	121.53	93.54	109.33	82.01	91.87	68.88	73.67	56.01	103.48	77.70	102.46	77.52
Denver, Colo.		52.68	41.48	52.68	41.48	53.44	42.06	60.50	47.62	\$53.44	\$42.06	22.76	17.92	26.11	20.59	34.48	27.13	40.13	31.59
Des Moines, Iowa (via Omaha)		92.92	67.43	92.92	67.43	95.40	75.48	95.40	75.48	82.93	63.52	43.80	34.56	26.11	20.59	55.95	43.65	61.17	48.17
Detroit, Mich. (via GT)		97.81	79.64	97.81	79.64	95.00	77.41	95.00	77.41	82.81	67.82	69.89	57.66	52.20	43.71	81.54	66.81	87.26	71.33
Detroit, Mich. (via C&O)		103.50	80.24	103.50	80.24	104.98	79.14	104.98	79.14	92.79	69.55	79.48	58.26	61.37	44.31	91.11	67.41	96.85	71.93
Detroit, Mich. (via NYC)		107.05	80.88	107.05	80.88	104.98	79.14	104.98	79.14	92.05	69.06	79.13	58.90	61.44	44.95	90.78	68.05	96.50	72.57
Greensboro, N. C.		106.72	81.62	114.25	87.57	122.40	94.04	123.03	94.61	110.83	85.98	94.43	69.95	76.32	57.55	108.04	78.77	104.47	79.86
Hartford, Conn.		154.51	110.49	154.51	110.49	151.70	108.26	151.70	108.26	139.51	98.67	128.59	88.51	108.90	74.56	136.24	97.66	143.96	102.18
Indianapolis, Ind. (via NYC or PennaRR)		97.33	73.92	97.33	73.92	96.71	73.91	96.71	73.91	84.92	64.32	71.60	54.16	53.91	40.21	83.25	63.31	88.37	67.83
Jackson, Miss. (via Chicago)		100.81	79.38	100.81	79.38	102.98	81.09	102.98	81.09	92.37	72.87	83.63	66.23	65.56	52.31	92.37	72.87	100.81	79.38
Jackson, Miss. (via St. Louis)		91.83	72.31	98.77	77.86	102.98	81.09	104.57	82.49	92.37	72.87	72.30	56.95	53.60	42.26	86.27	67.81	89.59	70.55
Jacksonville, Fla. (via Chicago)		104.64	78.52	107.94	83.55	123.24	96.11	123.87	96.68	111.67	87.05	92.64	72.03	73.58	56.48	104.25	80.85	102.46	76.80
Jacksonville, Fla. (via St. Louis or Kansas City)		100.41	77.60	107.94	83.55	123.24	96.11	123.87	96.68	111.67	87.05	92.64	72.03	73.58	56.48	104.25	80.85	98.16	75.44
Kansas City, Mo.		87.85	65.45	87.85	65.45	78.18	60.06	78.18	60.06	63.86	50.45	45.67	35.97	24.65	19.43	57.34	45.14	63.04	49.64
Knoxville, Tenn. (via Chicago)		104.84	80.49	104.84	80.49	103.37	84.02	103.00	84.59	96.80	74.96	80.40	69.94	62.29	45.70	92.01	68.76	90.44	73.61
Knoxville, Tenn. (via St. Louis)		92.69	71.62	100.22	77.57	108.37	84.02	109.00	84.59	96.80	74.96	80.40	69.94	62.29	45.70	92.01	68.76	90.44	69.86
Louisville, Ky. (via PRR via Chg. or St. L)		100.37	75.43	100.37	75.43	105.61	79.74	105.61	79.74	93.42	70.15	76.35	56.51	58.24	42.27	87.98	65.66	93.72	70.18
Memphis, Tenn. (via Chicago)		99.36	78.27	99.36	78.27	96.37	75.93	96.94	76.42	84.20	66.40	75.47	59.75	57.80	45.83	84.20	66.40	92.44	73.42
Memphis, Tenn. (via St. Louis)		78.62	61.94	82.02	64.60	96.37	75.93	96.94	76.42	84.20	66.40	65.69	51.79	45.35	35.79	78.10	61.18	76.44	60.21
Memphis, Tenn. (via Kansas City)		74.49	58.65	82.02	64.60	96.37	75.93	96.94	76.42	84.20	66.40	65.69	51.79	45.35	35.79	78.10	61.18	72.24	56.89
Miami, Fla.		115.97	88.72	123.50	94.67	138.80	107.23	139.43	107.80	127.23	98.10	108.20	83.15	85.14	67.60	119.81	91.97	113.72	86.56
Milwaukee, Wis. (via Chicago)		88.85	70.23	88.85	70.23	86.04	68.00	86.04	68.00	73.85	58.41	60.93	48.25	43.24	34.30	72.58	57.40	78.30	61.92
Minneapolis, Minn. (via Omaha)		83.39	65.67	83.39	65.67	76.01	59.86	76.01	59.86	\$76.01	\$59.86	55.69	43.86	36.59	28.83	65.92	51.89	73.05	67.54
Minneapolis, Minn. (via Chicago)		95.86	75.51	95.86	75.51	98.45	77.55	98.45	77.55	86.26	67.96	69.29	54.62	50.19	39.56	79.53	62.64	86.66	68.29
Montgomery, Ala. (via Chicago)		104.64	78.52	104.64	78.52	108.76	85.76	109.39	86.33	97.19	76.70	78.18	61.68	60.47	46.61	95.77	70.50	95.53	75.35
Montgomery, Ala. (via St. Louis)		84.83	66.80	92.36	72.43	108.76	85.76	109.39	86.33	97.19	76.70	78.18	61.68	59.96	46.61	89.77	70.50	82.58	69.08
Nashville, Tenn. (via Chicago)		98.93	76.91	98.93	76.91	99.66	78.37	100.29	78.37	88.09	68.74	71.01	54.93	57.00	45.86	82.64	63.76	88.38	68.60
Nashville, Tenn. (via St. Louis)		84.68	66.48	92.21	72.43	99.66	77.80	100.29	78.37	88.09	68.74	69.59	53.72	50.95	39.48	80.67	62.54	82.58	64.72
New Haven, Conn.		154.51	110.49	154.51	110.49	151.70	108.26	151.70	108.26	139.51	98.67	128.59	88.51	108.90	74.56	138.24	97.66	143.96	102.18
New Orleans, La. (via Chicago)		100.81	79.38	100.81	79.38	102.98	81.09	102.98	81.09	92.37	72.87	83.63	66.23	65.56	52.31	92.37	72.87	100.81	79.38
New Orleans, La. (via St. Louis)		91.83	72.31	100.81	79.38	102.98	81.09	102.98	81.09	92.37	72.87	83.63	66.23	65.56	52.31	92.37	72.87	100.81	79.38
New Orleans, La. (via Kansas City)		78.62	61.92	85.56	67.39	102.98	81.09	102.98	81.09	92.37	72.87	83.63	66.23	65.56	52.31	92.37	72.87	100.81	79.38
New York, N. Y. (via NYC or PennaRR)		152.94	109.55	152.94	109.55	151.30	107.32	152.94	107.32	137.94	97.73	125.02	87.57	103.73	73.62	136.67	96.72	142.39	101.24
New York, N. Y. (E-L RR from Hoboken)		150.61	106.10	150.61	106.10	147.80	103.87	147.80	103.87	135.61	94.28	122.69	84.12	105.00	70.17	134.34	93.27	140.06	97.79
Norfolk, Va. (via Chicago)		131.90	93.22	134.35	95.83	140.98	102.88	140.98	102.88	128.79	93.29	113.96	83.13	98.18	69.18	127.52	92.2		

ROUND TRIP RAIL FARES — SIX MONTHS LIMIT

The WESTBOUND fares shown herein are those in effect October 31, 1966 taken from latest available tariffs, and do not reflect any change in fares which may be authorized at a subsequent date. Fares are quoted as information only and are not to be used for selling purposes.

TO FROM	Los Angeles, San Diego Calif.		San Francisco Calif.		Las Vegas, Nev.		Portland, Ore.; Tacoma, Seattle, Wash.		Spokane, Walla Walla, Wn.; Lewiston, Ida.		Salt Lake City, Utah		Cedar City, Utah		Yellowstone Park Idaho Falls, Idaho		Sun Valley, Ida.		Denver, Colo.	
	CLASS	COACH	FIRST	COACH	FIRST	COACH	FIRST	COACH	FIRST	COACH	FIRST	COACH	FIRST	COACH	FIRST	COACH	FIRST	COACH	FIRST	COACH
Akron, Ohio (via B & O)	\$183.51	\$143.59	\$183.51	\$143.59	\$179.11	\$134.79	\$170.86	\$128.19	\$151.06	\$117.69	\$147.86	\$110.19	\$182.16	\$121.44	\$142.91	\$106.29	\$157.01	\$123.64	\$118.01	\$85.09
Albany, N. Y.	255.72	180.27	255.72	180.27	251.32	171.47	243.07	164.87	223.27	154.37	220.07	146.87	234.37	158.12	215.12	142.97	229.22	160.32	188.22	121.77
Atlanta, Ga. (via Chicago)	163.55	140.38	163.55	140.38	163.55	133.35	166.60	129.75	153.20	119.15	137.50	108.75	161.90	126.60	150.10	113.75	159.15	125.10	113.15	86.90
Atlanta, Ga. (via St. Louis)	163.30	137.40	163.30	137.40	163.30	133.35	166.60	129.75	153.20	119.15	137.50	108.75	161.90	126.60	150.10	113.75	159.15	125.10	113.15	86.90
Atlanta, Ga. (via Kansas City)	163.30	137.40	163.30	137.40	163.30	133.35	166.60	129.75	153.20	119.15	137.50	108.75	161.90	126.60	150.10	113.75	159.15	125.10	113.15	86.90
Baltimore, Md. (via B & O)	234.66	170.46	234.66	170.46	230.26	161.66	222.01	155.08	202.21	144.58	199.01	137.08	213.31	148.33	194.06	133.18	208.16	150.53	187.16	111.98
Baltimore, Md. (via PennaRR)	248.13	176.04	248.13	176.04	243.73	167.24	235.48	160.84	215.68	159.14	212.48	142.64	226.78	153.88	207.63	138.74	221.63	156.03	180.63	117.54
Birmingham, N. Y.	227.89	166.74	227.89	166.74	223.49	157.94	215.24	151.34	195.44	140.84	192.24	133.34	206.54	144.59	187.29	129.44	201.39	146.79	160.39	108.24
Birmingham, Ala. (via Chicago)	163.55	132.30	163.55	132.30	163.55	130.25	165.90	121.65	140.50	111.05	133.15	105.65	149.20	117.50	137.40	106.90	146.45	117.00	104.05	82.55
Birmingham, Ala. (via St. Louis or K C)	150.60	128.30	150.60	128.30	150.60	128.30	153.90	121.65	140.50	111.05	133.15	105.65	149.20	117.50	137.40	106.90	146.45	117.00	104.05	82.55
Boston, Mass. (via Albany)	286.12	199.49	286.12	199.49	281.72	199.49	273.47	184.05	265.67	173.59	250.47	166.09	264.77	177.34	246.52	162.19	259.62	179.54	218.62	140.99
Buffalo, N. Y. (via NYC)	214.97	167.67	214.97	167.67	210.57	148.87	202.32	142.27	182.92	131.77	179.32	124.27	193.62	135.62	174.37	120.19	188.47	137.72	147.47	99.17
Canton, Ohio	193.74	147.49	193.74	147.49	189.34	138.69	181.09	132.09	161.29	129.59	158.09	114.09	172.38	125.31	153.13	110.16	167.24	127.54	126.24	88.99
Charleston, W. Va.	202.46	150.50	202.46	150.50	200.06	143.25	190.81	135.85	175.35	125.25	168.81	118.69	189.51	132.72	172.01	125.10	181.30	131.20	136.21	93.05
Charlotte, N. C. (via Chicago or St. Louis)	183.35	161.65	183.35	161.65	183.35	147.55	187.50	143.40	174.15	132.80	166.75	122.95	181.80	138.05	165.50	124.20	180.10	138.45	133.00	100.80
Chattanooga, Tenn. (via Chicago)	183.55	132.30	183.55	132.30	183.55	129.65	168.10	122.30	144.60	111.70	136.05	105.05	155.35	120.15	140.50	106.30	150.55	117.65	104.85	79.45
Chattanooga, Tenn. (via Cincinnati & Chgo)	183.05	140.38	183.05	140.38	179.16	133.13	170.91	125.73	151.11	115.13	147.91	108.53	158.20	120.15	140.50	106.30	150.55	117.06	121.08	82.93
Chattanooga, Tenn. (via St. Louis)	158.05	131.40	158.05	131.40	156.05	129.65	158.10	122.30	144.60	111.70	136.05	105.05	155.35	120.15	140.50	106.30	150.55	117.65	103.45	79.45
Chicago, Ill.	139.45	115.15	139.45	115.15	135.05	106.35	126.80	99.75	107.00	89.25	103.80	81.75	118.10	93.00	98.85	77.85	112.95	95.20	71.95	56.65
Cincinnati, Ohio (via NYC or Penna)	183.05	140.38	183.05	140.38	179.16	133.13	170.91	125.73	151.11	115.13	147.91	108.53	162.21	120.12	142.96	104.97	157.06	121.08	118.06	82.93
Cleveland, Ohio (via NYC)	189.94	145.73	189.94	145.73	185.54	136.93	177.29	130.33	157.49	119.83	164.29	112.33	168.69	123.58	149.34	108.43	163.44	125.78	122.44	87.23
Columbus, Ohio (via Penna)	186.31	143.70	186.31	143.70	181.91	134.90	173.66	128.30	153.86	117.80	150.66	112.33	164.96	121.55	145.71	106.40	159.81	123.75	118.81	85.20
Columbia, S. C. (via Chicago or St. L)	182.90	151.35	182.90	151.35	182.90	148.60	188.10	143.70	173.90	133.10	165.40	124.00	181.40	139.90	169.60	125.25	179.85	139.05	132.65	100.85
Columbia, S. C. (via Cincinnati or Chgo)	183.05	151.35	183.05	151.35	183.05	148.60	188.10	143.70	173.90	133.10	165.40	124.00	181.40	139.90	169.60	125.25	179.85	139.05	132.65	100.85
Dallas, Tex. (via Kansas City)	121.55	101.30	121.55	101.30	121.55	96.10	126.60	103.40	119.80	88.50	90.75	71.45	110.00	86.65	107.45	84.60	113.50	90.65	63.00	49.60
Dallas, Tex. (via Denver)	101.95	87.80	101.95	87.80	116.95	96.55	101.95	87.80	99.55	119.80	88.50	90.75	71.45	110.00	86.65	107.45	84.60	113.50	90.65	63.00
Davenport, Iowa	132.55	112.05	132.55	112.05	124.10	98.30	120.95	99.75	106.40	89.25	91.00	71.70	113.60	89.45	94.35	74.30	109.15	87.25	59.20	46.65
Dayton, Ohio (via PennaRR)	179.55	140.12	179.55	140.12	175.15	131.32	166.96	124.72	147.10	114.22	143.90	108.72	111.97	138.95	102.82	80.85	120.17	112.05	81.65	61.65
Decatur, Ill. (via Chicago)	139.45	115.15	139.45	115.15	139.30	110.80	126.80	99.75	107.00	89.25	103.80	81.75	118.10	93.00	102.70	78.65	112.95	95.20	71.95	56.65
Decatur, Ill. (via St. Louis)	139.45	115.15	139.45	115.15	135.05	106.35	126.80	99.75	107.00	89.25	103.80	81.75	118.10	93.00	102.70	78.65	112.95	95.20	71.95	56.65
Denver, Colo.	88.95	75.75	88.95	75.75	72.25	56.90	97.05	76.70	97.05	76.70	41.00	32.30	60.20	47.35	49.40	38.85	59.25	47.90
Des Moines, Iowa	123.10	104.25	123.10	104.25	110.15	86.75	112.80	99.75	99.40	85.65	78.85	62.10	102.60	80.80	83.25	65.65	97.00	77.65	47.00	37.10
Detroit, Mich. (via GT)	163.75	139.45	163.75	139.45	169.35	130.65	151.10	124.05	131.30	113.55	128.10	106.05	152.00	117.75	131.30	102.60	137.25	119.50	98.45	81.15
Detroit, Mich. (via N&W)	173.44	139.80	173.44	139.80	169.04	131.10	160.79	124.50	140.99	114.00	137.79	106.50	160.24	122.07	140.99	107.72	148.94	119.95	105.94	81.40
Detroit, Mich. (via NYC)	182.13	141.44	182.13	141.44	177.73	132.64	169.48	126.04	149.68	115.64	146.48	108.04	160.78	119.29	141.63	104.14	155.63	121.49	114.63	82.94
Erie, Pa. (via NYC)	203.20	152.06	203.20	152.06	198.80	143.26	190.55	136.66	170.75	126.16	167.55	118.66	181.85	129.91	162.60	114.76	176.70	132.11	135.70	93.56
Evansville, Ind. (via Chicago)	163.55	132.30	163.55	132.30	159.15	121.35	160.90	116.90	131.10	106.40	127.85	96.70	142.20	110.15	122.95	96.70	137.05	112.35	96.00	73.80
Evansville, Ind. (via St. Louis)	145.30	119.05	145.30	119.05	142.85	111.80	133.65	104.40	120.15	95.80	111.60	87.20	130.80	102.25	116.05	88.40	126.10	99.75	79.00	61.65
Flint, Mich.	160.25	135.95	160.25	135.95	155.85	127.15	147.60	120.55	127.80	110.05	124.60	102.55	150.61	116.93	127.80	101.78	133.75	116.00	92.95	77.65
Fort Wayne, Ind. (via N&W)	161.79	129.37	161.79	129.37	157.39	120.57	149.14	113.97	129.34	103.47	126.14	95.97	140.44	107.22	121.19	82.07	135.29	109.42	94.29	70.87
Fort Wayne, Ind. (via PennaRR)	161.79	129.37	161.79	129.37	157.39	120.57	149.14	113.97	129.34	103.47	126.14	95.97	140.44	107.22	121.19	82.07	135.29	109.42	94.29	70.87
Grand Rapids, Mich.	163.73	131.01	163.73	131.01	159.33	122.21	151.08	115.61	131.28	105.11	128.08	97.61	142.35	108.86	123.10	93.71	137.23	111.06	96.23	72.51
Greensboro, N. C.	189.55	165.30	189.55	165.30	189.55	150.55	191.60	146.20	178.10	135.60	170.00	129.95	187.45	141.05	169.75	127.20	194.05	141.50	137.40	103.69
Harrisburg, Pa.	241.26	172.02	241.26	172.02	236.86	163.22	228.61	156.62	208.81	146.12	205.61	138.62	219.91	149.87	200.66	134.72	214.76	162.07	173.76	113.62
Hartford, Conn.	271.32	189.99	271.32	189.99	266.92	181.19	256.67	174.59	239.87	164.09	239.67	158.69	249.97	167.84	230.72	152.62	244.82	170.04	203.62	131.49
Houston, Tex. (via Kansas City)	121.55	101.30	121.55	101.30	121.55	101.30	126.60	104.30	132.65	104.30	108.10	85.15	121.55	100.25	124.85	98.25	130.			

FROM	TO	Los Angeles, San Diego, Calif.		San Francisco, Calif.		Las Vegas, Nev.		Portland, Ore.; Tacoma, Seattle, Wash.		Spokane, Walla Walla, Wn.; Lewiston, Ida.		Salt Lake City, Utah		Cedar City, Utah		Yellowstone Park, Idaho Falls, Idaho		Sun Valley, Ida.		Denver, Colo.	
		FIRST	COACH	FIRST	COACH	FIRST	COACH	FIRST	COACH	FIRST	COACH	FIRST	COACH	FIRST	COACH	FIRST	COACH	FIRST	COACH	FIRST	COACH
Miami, Fla.		\$205.90	\$167.00	\$205.90	\$167.00	\$205.90	\$167.00	\$215.55	\$165.70	\$202.15	\$155.15	\$194.80	\$149.70	\$205.30	\$159.10	\$199.00	\$150.90	\$208.10	\$161.10	\$160.50	\$121.70
Milwaukee, Wis. (CMStP & P)		139.45	115.15	139.45	115.15	138.30	111.50	126.80	99.75	107.00	89.25	107.00	86.85	118.10	93.00	98.85	77.85	112.95	95.20	77.85	61.75
Milwaukee, Wis. (C & NW)		139.45	115.15	139.45	115.15	138.30	112.80	126.80	99.75	107.00	89.25	107.00	86.85	118.10	93.00	98.85	77.85	112.95	95.20	77.85	61.75
Minneapolis, Minn. (via Omaha)		136.05	115.15	136.05	115.15	130.70	103.60	109.58	109.15	99.40	89.25	99.40	78.95	121.35	95.80	86.33	68.01	105.35	92.50	65.90	51.90
Minneapolis, Minn. (via Chicago)		148.65	123.40	148.65	123.40	148.15	123.00	136.70	109.15	116.85	98.70	116.85	98.35	136.10	108.20	116.85	93.05	122.80	104.65	90.35	71.25
Montgomery, Ala. (via Chicago)		163.55	135.80	163.55	135.80	163.55	135.85	161.45	127.05	148.05	116.50	140.70	111.05	149.20	117.50	144.90	112.25	154.00	122.45	108.85	83.90
Montgomery, Ala. (via St. Louis)		150.60	128.30	150.60	128.30	150.60	128.30	161.45	127.05	148.05	116.50	140.70	111.05	149.20	117.50	144.90	112.25	154.00	122.45	107.95	83.90
Montreal, Quebec		217.25	178.30	217.25	178.30	212.80	169.50	204.60	162.90	184.80	162.40	181.50	144.85	198.99	158.72	179.74	143.57	190.75	158.35	152.84	122.37
Nashville, Tenn. (via Chicago)		163.55	132.30	163.55	132.30	159.10	123.50	150.90	116.90	132.85	106.40	127.95	98.90	143.60	111.80	128.75	97.95	138.80	103.30	91.75	71.10
Nashville, Tenn. (via St. Louis)		150.60	128.30	150.60	128.30	150.60	121.30	146.35	113.95	132.85	103.35	124.35	96.70	143.60	111.80	128.75	97.95	138.80	103.30	91.75	71.10
Newark, N. J.		266.34	186.10	266.34	186.10	261.94	177.30	253.69	170.70	233.89	160.20	230.69	162.70	244.99	163.95	225.74	148.80	239.84	166.15	198.84	127.60
New Haven, Conn.		271.32	189.99	271.32	189.99	266.92	181.19	258.67	174.59	238.87	164.05	235.67	156.59	249.97	167.84	230.72	152.69	244.82	170.04	203.82	131.49
New Orleans, La. (via Chicago)		159.40	135.80	159.40	135.80	159.40	135.10	154.00	120.95	140.55	110.50	140.55	110.50	159.00	125.15	140.55	110.50	146.50	116.45	131.55	104.10
New Orleans, La. (via St. Louis)		159.40	135.80	159.40	135.80	159.40	127.15	154.00	120.95	140.55	110.50	130.15	102.55	159.00	125.15	140.55	110.50	146.50	116.45	97.50	76.80
New Orleans, La. (via Kansas City)		131.95	114.20	131.95	114.20	131.95	110.60	154.00	120.95	140.55	110.50	130.15	102.55	151.95	114.20	140.55	110.50	146.50	116.45	97.50	76.80
New York, N. Y. (via NYC or PennaRR)		267.55	186.93	267.55	186.93	263.15	178.13	254.90	171.53	235.10	161.03	231.90	153.53	246.20	164.78	225.95	149.63	241.05	166.98	200.05	128.43
New York, N. Y. (via E-LRR from Hoboken)		251.98	181.04	251.98	181.04	247.58	172.44	239.33	165.84	219.53	156.14	218.33	147.64	230.63	158.89	221.38	143.74	225.48	161.09	184.48	122.64
Norfolk, Va.		222.18	170.05	222.18	170.05	222.18	170.05	212.40	160.50	200.20	149.90	200.20	145.95	219.45	161.10	200.20	149.90	226.18	165.85	182.65	120.85
Oklahoma City, Okla. (via Kansas City)		122.55	101.30	122.55	101.30	121.55	96.15	118.90	103.40	105.40	91.10	90.80	71.55	110.05	86.65	103.55	81.75	111.35	90.75	63.00	49.60
Oklahoma City, Okla. (via Denver)		103.80	89.40	113.95	95.95	103.80	83.70	118.90	94.75	105.40	87.45	84.10	66.30	103.35	81.40	99.55	78.60	105.85	85.45	57.45	44.45
Omaha, Neb.		113.95	97.25	113.95	97.25	102.95	81.15	112.80	98.80	90.40	85.85	71.70	56.50	90.90	71.55	74.15	58.45	87.25	70.00	54.45	44.45
Peoria, Ill.		136.65	113.95	136.65	113.95	127.65	100.65	124.40	99.75	107.00	89.25	96.40	76.00	118.10	93.00	98.85	77.85	112.95	91.55	64.55	50.85
Perry, Iowa (via Omaha)		122.45	104.00	122.45	104.00	112.00	88.30	112.80	99.75	99.40	85.65	80.75	63.70	101.90	80.35	82.65	65.20	96.35	77.20	46.40	36.60
Philadelphia, Pa. (via PennaRR)		255.23	180.05	255.23	180.05	250.83	171.25	248.58	164.65	222.78	154.15	219.58	146.65	233.88	157.90	214.63	142.75	228.73	160.10	187.73	121.55
Pittsburgh, Pa. (via B & O)		197.97	150.24	197.97	150.24	193.57	141.44	185.32	134.84	165.52	124.34	162.32	116.84	176.62	128.97	157.37	112.94	171.47	130.29	130.43	91.74
Pittsburgh, Pa. (via PennaRR)		207.32	153.87	207.32	153.87	202.92	145.07	194.67	138.47	174.87	127.97	171.67	120.47	185.97	131.72	166.72	116.57	180.82	133.92	138.62	95.37
Richmond, Va.		222.18	167.85	222.18	167.85	222.18	167.00	209.53	158.35	197.15	147.75	197.15	142.40	216.40	157.75	147.75	147.75	203.10	153.70	177.18	117.30
Roanoke, Va.		219.78	164.00	219.78	164.00	218.35	158.70	200.60	151.30	187.10	140.70	187.10	134.10	206.35	149.28	187.10	140.55	193.05	146.65	162.01	108.50
Rochester, N. Y.		224.43	162.73	224.43	162.73	220.03	153.93	211.78	147.53	191.98	136.83	188.78	129.33	203.08	140.58	183.83	125.43	197.93	142.78	156.93	104.23
Rock Island, Ill. (via Omaha)		132.55	112.05	132.55	112.05	122.40	96.35	121.05	99.75	106.40	89.25	91.15	71.75	113.60	89.45	94.35	74.30	109.25	87.30	59.30	46.75
St. Joseph, Mo. (via Omaha)		113.95	97.25	113.95	97.25	109.90	86.60	112.80	99.75	99.40	87.45	78.65	62.00	97.85	77.10	81.20	64.05	96.75	77.55	44.40	35.00
St. Louis, Mo.		131.95	109.30	131.95	109.30	129.55	102.05	120.30	99.75	106.80	89.25	98.30	77.45	117.55	92.50	102.70	78.65	112.75	92.95	65.70	51.85
St. Paul, Minn. (via Omaha)		138.05	115.15	138.05	115.15	130.80	103.05	*109.58	*91.71	99.40	89.25	99.40	78.40	120.60	95.05	*86.33	*68.03	105.35	91.90	65.15	51.35
St. Paul (via Chicago)		148.00	122.80	148.00	122.80	148.00	122.35	136.70	109.15	116.85	98.70	116.85	97.75	136.10	107.60	116.85	92.45	122.80	104.65	89.65	70.65
Salt Lake City, Utah		▲ 54.15	▲ 42.70	65.55	51.65	31.30	24.65	*62.25	*49.05	62.70	49.40	19.25	15.15	15.45	12.20	25.30	21.40	41.00	32.30	21.40	32.30
Salt Lake City, Utah		▲ 54.15	▲ 42.70	65.55	51.65	31.30	24.65	*62.25	*49.05	62.70	49.40	19.25	15.15	15.45	12.20	25.30	21.40	41.00	32.30	21.40	32.30
San Antonio, Tex. (via Kansas City)		127.45	105.35	129.20	105.35	127.45	105.35	*134.60	*107.15	132.65	104.30	125.85	99.10	127.45	105.35	132.65	104.30	138.60	110.25	98.10	77.25
San Antonio, Tex. (via Denver)		99.90	87.80	116.95	96.55	99.90	87.80	*134.60	*106.45	132.65	104.30	99.90	87.80	102.25	90.15	132.65	104.30	138.60	110.25	98.10	77.25
Savanna, Ill.		138.35	115.15	138.35	115.15	127.35	100.80	125.10	99.75	107.00	89.25	96.70	76.20	111.60	87.90	92.35	72.75	112.25	89.70	62.35	49.10
Savannah, Ga. (via Chicago or St. Louis)		181.65	150.65	181.65	150.65	181.25	150.65	188.05	145.05	174.65	134.45	167.30	127.80	180.25	133.85	171.50	129.05	180.60	140.40	134.55	105.80
Savannah, Ga. (via Cintl. or Chicago)		235.15	171.20	235.15	171.20	230.75	162.40	222.50	155.80	202.70	145.30	199.50	137.80	213.80	149.05	174.55	133.90	208.65	151.25	167.65	112.70
Scranton, Pa. (via E-LRR)		150.23	123.07	150.23	123.07	145.83	114.27	137.58	107.67	117.78	97.17	114.68	89.67	130.36	101.32	111.11	86.17	123.73	103.12	82.75	64.57
Springfield, Ill. (via Chicago)		139.45	115.15	139.45	115.15	138.30	113.90	126.80	99.75	107.00	89.25	107.00	89.25	128.85	96.25	107.60	81.10	112.95	95.20	84.90	66.90
Springfield, Ill. (via St. Louis)		138.85	115.15	138.85	115.15	135.00	106.35	126.10	98.70	107.00	89.25	107.00	89.25	118.10	93.00	102.70	78.65	112.95	94.00	71.95	56.65
Springfield, Mass. (via Albany)		271.32	189.99	271.32	189.99	266.92	181.19	258.67	174.59	238.87	164.05	235.67	156.59	249.97	167.84	230.72	152.69	244.82	170.04	203.82	131.49
Springfield, Mo. (via Kansas City)		116.50	101.30	121.55	101.30	116.50	97.05	119.05	103.40	105.60	91.10	97.60	78.85	116.50	91.95	101.10	79.75	111.55	92.45	59.75	47.10
Syracuse, N. Y																					

PULLMAN SLEEPING CAR RATES

These fares compiled from current Tariffs as of October 31, 1966 for information only. Not to be used for selling purposes. Subject to change without notice. See Page 33 for Rates for Upper Berths, Drawing Rooms, Compartments, Bedrooms, Roomettes, etc. Based on Applicable Lower Berth.

Salt Lake City	Denver	St. Louis	Kansas City	Omaha	Chicago	BETWEEN		Los Angeles	San Francisco	Las Vegas	Portland	Seattle Tacoma	Butte
						AND							
Lower Standard Berth	Lower Standard Berth	Lower Standard Berth	Lower Standard Berth	Lower Standard Berth	Lower Standard Berth			Lower Standard Berth	Lower Standard Berth	Lower Standard Berth	Lower Standard Berth	Lower Standard Berth	Lower Standard Berth
\$ 5.80 6.30 7.55	\$12.25 11.75	\$20.15 16.70 12.25	\$16.70 14.05 9.50	\$15.90 13.25 7.55	\$20.15 17.00 12.25	Boise	Ida. Mont. Wyo.	\$ A14.50 14.70 16.70	\$*18.45 14.70 16.70	\$ A10.70 11.45 12.55	\$ 7.05 9.95 16.70	\$ 9.20 9.95 16.70	\$ 7.05 9.95
16.70 8.70 5.80 14.05	12.25 11.45 7.55	11.45 16.70 14.05	6.30 7.55 14.05	6.70 7.55 5.80	12.25 16.70 5.80	Chicago	Ill. Colo. Mo.	24.20 17.70 13.25 20.80	24.20 13.75 13.75 20.80	21.25 13.75 *12.10 18.85	24.20 17.00 9.95 20.80	24.20 17.00 11.75 20.80	17.00 11.75 5.80 14.05
6.30 10.20 5.80 14.70	13.75 17.70 11.75 10.20	21.25 23.15 20.15	18.85 20.80 17.00	17.70 20.80 16.20 5.80	21.25 24.20 20.15 5.80	Las Vegas	Nev. Cal. Utah Iowa	5.80 G*12.50 7.55 22.50	G*12.50 5.80 A*14.25 22.50	5.80 5.80 5.80 19.85	A15.90 A18.10 A13.75 22.50	A*19.55 A*19.05 A*19.05 22.50	11.45 14.70 9.95 17.00
13.25 8.70 8.70	8.70 7.55 14.05 8.70	16.70 5.80 20.15	14.05 5.80 18.45	13.25 6.70 17.70 5.80	16.70 6.70 20.80 5.80	Ogden	Utah Neb. Ore. Iowa	10.20 20.80 A17.35 21.90	H*11.75 20.80 H*16.80 21.90	6.70 17.70 A 13.75 18.45	11.00 20.80 5.80 21.90	K13.25 20.80 N6.30 21.90	5.80 13.25 7.90 16.20
5.80 11.45 48.75 11.00	9.20 17.00 14.70 16.70	16.70 *23.15 22.20 23.15	14.05 20.80 19.85 20.80	13.25 20.80 18.45 20.80	16.70 24.20 22.20 24.20	Pocatello	Ida. Ore. Nev. Cal.	R11.75 A18.10	L*11.00	13.75 A9.20 A15.90	9.50	11.45 5.80	5.80 9.95 12.25 14.05
11.75 15.90 13.25 5.80	8.70 17.70 11.45 17.00 10.20	16.70 23.15 *23.15 18.45	14.05 20.80 20.80 14.70	13.25 20.80 5.80 14.05	16.70 24.20 5.80 18.45	Salt Lake City	Utah Cal. Ill. Wash. Ida.	10.20 *11.75 23.15 A13.25	H*11.75 G*12.50 L*11.00 H11.45 A*19.55 A9.50	6.30 20.55 23.15 5.80 8.70	11.45 L*11.00 23.15 5.80 8.70	13.25 C11.45 23.15 P9.95 B10.20	6.30 14.70 17.00 9.95 5.80
*16.70 13.25	11.45 17.00	*23.15 20.80	20.80	20.80	24.20	St. Louis	Mo. Wash.	*23.15	*23.15 H11.00	*21.25 A*19.55	*23.15 5.80	*23.15	*16.70 P9.95

Lower Standard Pullman Berth Rate between Pocatello, Idaho and Idaho Falls, Idaho, \$5.80.

Bedroom Rates: Bedrooms are available on most Union Pacific trains. See equipment pages 6 to 14 inclusive. A Double bedroom contains one lower and one upper berth.
 EXCLUSIVE SPACE OCCUPANCY BY ONE PERSON: One and one-fourth rail tickets required for exclusive use of drawing-room; two adult rail tickets required for two bedrooms en suite or one bedroom and one compartment en suite. Pullman space charges additional.

♦ On Table Page 33 use lower berth rate bearing symbol ⊙.
 * Made combination of fares.

- (A) Via Salt Lake City, Green River or Brigham City and Pocatello.
- (B) From Tacoma, lower standard berth, \$9.95.
- (C) Via Southern Pacific Company and Portland. From Tacoma lower standard berth, \$11.00.
- (F) Via Southern Pacific Company and Portland. From Tacoma, lower standard berth, \$10.60.

- (G) Via Los Angeles.
- (H) Via Southern Pacific Company and Portland.
- (K) From Tacoma, lower standard berth, \$12.55.
- (L) Via Southern Pacific Company.
- (P) Via Direct Lines.
- (Q) From Tacoma, lower standard berth, \$8.70.
- (R) Via Brigham City, via Green River \$13.25.
- Berth rates to and from Cheyenne, Denver and west apply via Omaha or via Kansas City.

\$\$ MORE FOR YOUR TRAVEL DOLLAR ON UNION PACIFIC \$\$

Big Family Fare Savings Good Every Day on Union Pacific

Good in coaches and in sleeping-cars
 Liberal baggage allowance

*Ask your local Union Pacific Agent or Travel Agent
 to figure the low cost.*



Table of Rates for Various Accommodations in Standard Pullman Sleeping Cars Effective October 31, 1966

Where Lower Berth Rate is	Upper Berth Rate is	Room-ette for one Person is	X Rm'tte. Suite for two or more persons is	Bed Room for one or more Persons is	Bed R'm Suite for two or more Persons is	Com-partm't for one or more Persons is	Drawing Room for one or more Persons is
\$ 5.80 5.90 6.30 6.70 7.05 7.55 7.90 8.30	\$ 4.40 4.50 4.75 5.15 5.40 5.65 6.10 6.30	\$ 8.10 8.25 8.75 9.40 9.95 10.55 11.05 11.60	\$14.75 14.95 15.95 16.65 17.50 18.65 19.50 20.20	\$14.75 14.95 15.95 16.65 17.50 18.65 19.50 20.20	\$26.65 27.15 29.00 30.40 31.90 34.05 35.60 37.00	\$15.85 16.10 17.15 18.05 18.95 20.10 21.00 21.90	\$21.35 21.75 23.15 24.40 25.65 27.25 28.55 29.75
8.70 8.75 9.20 9.50 9.95 10.20 10.60 10.70	6.65 6.55 6.95 7.15 7.55 7.80 8.05 8.10	12.20 13.70 12.80 13.25 13.80 14.40 14.80 14.85	21.20 23.85 22.20 22.95 23.90 24.50 25.50 25.55	21.20 23.85 22.20 22.95 23.90 24.50 25.50 25.55	38.85 43.65 40.70 42.10 43.80 44.95 46.85 46.95	22.90 25.70 24.10 24.85 25.85 26.50 27.70 27.70	31.20 35.00 32.80 33.90 35.35 36.25 37.80 37.85
⊙11.00 ⊙11.00 11.45 ⊙11.75 ⊙11.75	8.40 8.25 8.65 9.00 9.00	15.50 15.30 16.00 16.60 16.60	26.30 27.20 27.20 27.95 28.20	26.30 27.20 27.20 27.95 28.20	48.25 48.45 49.90 51.30 51.75	28.45 28.60 29.50 30.25 30.55	38.90 39.05 40.35 41.45 41.75
12.55 12.95	9.25 9.50 9.85	17.10 17.65 18.15	28.90 29.65 30.50	28.90 29.65 30.50	53.15 54.50 56.10	31.45 32.15 33.10	43.05 44.10 45.40
13.25 13.75 14.05 14.50 14.70 15.25 15.50 15.90	10.10 10.50 10.70 10.95 11.35 11.50 11.80 12.10	18.65 19.20 19.70 20.20 20.70 21.25 21.70 22.20	31.20 32.35 33.00 33.90 34.45 35.50 36.25 36.95	31.20 32.35 33.00 33.90 34.45 35.50 36.25 36.95	57.45 59.45 60.80 62.40 63.55 65.45 66.85 68.05	33.85 35.00 35.75 36.80 37.30 38.60 39.25 40.15	46.45 48.05 49.15 50.60 51.25 53.10 54.00 55.25
16.20 16.70 17.00 17.35 17.70 18.10 18.45	12.35 12.70 12.90 13.20 13.55 13.70 14.00	22.70 23.25 23.75 24.30 24.75 25.25 25.85	37.70 38.65 39.40 40.10 41.05 41.75 42.60 43.35	37.70 38.65 39.40 40.10 41.05 41.75 42.60 43.35	69.50 71.30 72.65 74.05 75.70 77.10 78.70 80.10	40.90 42.05 42.80 43.60 44.50 45.40 46.30 47.20	56.30 57.90 59.00 60.05 61.35 62.55 63.85 65.10
19.10 19.45 19.85 20.15 20.55 20.80 21.25 21.50	14.55 14.80 15.10 15.35 15.65 15.90 16.15 16.30	26.80 27.35 27.70 28.20 28.80 29.15 29.65 30.10	44.05 44.90 45.65 46.40 47.10 47.85 48.70 49.30	44.05 44.90 45.65 46.40 47.10 47.85 48.70 49.40	81.30 83.00 84.35 85.75 87.05 88.50 90.10 91.15	47.85 48.75 49.60 50.40 51.35 51.95 53.00 53.65	66.00 67.20 68.50 69.55 70.80 71.70 73.15 74.05
21.90 22.20 22.50 22.85 23.15 23.45 23.75 24.20	16.70 16.85 17.15 17.40 17.65 17.75 18.10 18.40	30.60 31.00 31.55 32.05 32.45 32.70 33.15 33.80	50.05 50.90 51.65 52.20 52.95 53.50 54.25 55.05	50.05 50.90 51.65 52.20 52.95 53.50 54.25 55.05	92.50 94.10 95.50 96.60 97.95 99.00 100.35 101.95	54.55 55.30 56.05 56.85 57.60 58.25 59.05 60.05	75.30 76.35 77.45 78.50 79.65 80.50 81.55 83.00

X—Not applicable to or from points on the Southern Pacific Co.
 ⊙—These rates, across table, apply when the route from point of origin to destination is entirely via line other than the Southern Pacific, or in part via Southern Pacific and in part via line other than the Southern Pacific.
 ⊙—These rates across table, apply when the route from point of origin to destination is entirely via Southern Pacific Company.

For Business or Pleasure . . .

It's UNION PACIFIC

Each mode of travel has its advantages but for complete, tension-free comfort and dependable service, the best way is the rail way.

On Union Pacific Domeliners you'll find courteous and attentive service to make your trip a satisfying, enjoyable experience. Accommodations and meals are the finest.

PULLMAN SEAT RATES

For Day Travel Between
 Various Cities and to
 Western Park Gateways

Boise — Pocatello	\$2.35
Denver — Laramie	1.65
Denver — North Platte	2.65
Las Vegas — Los Angeles	3.25
Lund — Las Vegas	2.15
Ogden — Salt Lake City	1.15
Portland — Tacoma	1.50
Portland — Seattle	2.00
Portland — Pendleton	2.55
Salt Lake City—Pocatello	1.80
Shoshone—Pocatello	1.15
Salt Lake City—Lund	2.50

Do You Know About Our Prepaid Ticket Order Plan?

- We have a plan whereby you may purchase, at your railroad station, an order for railroad service, to be used by a member of your family, or any other person you may designate, at some distant station.
- This service offers a particularly safe and convenient way of providing tickets and other railroad service to students returning home at holiday and vacation time.
- These prepaid orders may include railroad tickets, sleeping and parlor car tickets, and cash for meals and other incidentals. Your railroad agent will handle them for you—by telegraph if necessary—and they will be delivered without service charge to any person you may specify, at points on participating railroads in the United States or Canada.

UNION PACIFIC RAILROAD

UNION PACIFIC RAILROAD

PASSENGER and FREIGHT SERVICE OFFICES

Traveler? Shipper? Our sales representatives, listed below, will gladly assist you. Service is our most important Product! Digits in brackets preceding telephone number indicate area code.

ABERDEEN, WASH. 98520—3 UP Sta., KandRiverSts.—Phone(206)LEnox2-6695
J. E. SOUTHWORTH.....General Traffic Agent

ALHAMBRA, CALIF. 91801—
 City Ticket Office, 51 S. Garfield Ave.— Phone (213) 281-8763
H. L. CAMPBELL.....Traffic Agent

ATLANTA, GA. 30303—705 Fulton Nat'l Bank Bldg., 55 Marietta St., N. W.—
J. D. GLOVER, (Phone(404)JACKSON 4-6261).....General Traffic Agent
J. R. TURNER.....(Tampa).....Traffic Agent

BEND ORE. 97701—501 E. Greenwood Ave., Suite J— Phone(503)382-1901
C. W. REXROAD.....General Traffic Agent

BEVERLY HILLS, CALIF. 90210—
 261 No. Beverly Drive— Phone(213)CREstview 1-7167
H. FRIEDMAN.....(or Phone (213) BRADshaw 2-1633).....Traffic Agent
W. T. WORTHINGTON.....City Ticket Agent

BIRMINGHAM, ALA. 35203—922 Brown-Marx Building— Phone(205) 251-7163
S. H. HENRY.....General Traffic Agent

BOISE, IDAHO 83702—
 City Ticket Office, Idaho Bldg. 212 No. 8th St.— Phone(208)343-6465
R. A. ANDERSON.....Traffic Manager
D. F. ALVORD.....General Traffic Agent
S. A. GRAYSON.....Special Representative
C. S. SHARP.....City Passenger and Ticket Agent

BOSTON, MASS. 02108—208 Old South Bldg., 294 Washington St.—
C. A. MORRIS.....(Phone(617) HUBBARD 2-6382).....General Traffic Agent

BUTTE, MONT. 59701—609 Metals Bank Bldg., 8 West Park St.—Phone(406)792-2389
E. H. LYMAN.....General Traffic Agent

CALGARY, ALTA.—Room 717 Lancaster Bldg., 2nd St. & 8th Ave. West
A. McKERRON.....(Phone(403)262-3926).....General Traffic Agent

CEDAR CITY, UTAH 84720—Union Pacific Station. Phone(801)JUNiper 6-8211
D. V. EKSTROM.....Agent

CHEYENNE, WYO. 82001—
 Union Pacific Pas. Station, 121 West 15th St. Phone(307)634-4421
C. E. ASTLER.....Special Representative
F. H. GILROY.....General Traffic Agent
W. A. BROWN.....City Passenger and Ticket Agent

CHICAGO, ILL. 60603—11 South LaSalle Street at Madison—
W. V. LAYMAN.....Phone.....Traffic Manager
C. A. RICHARD.....(312) RANDolph 6-0141.....Assistant Traffic Manager
H. G. GRAUPNER.....General Freight Agent
T. E. TANN.....General Traffic Agent
J. G. DUGGAN.....Foreign Freight Traffic Manager

CHICAGO, ILL. 60603—
 City Ticket Office, One So. LaSalle St.— Phone(312)RANDolph 6-0141
 For Passenger Information Call(312)RANDolph 6-0141
 For Passenger Reservation Call(312)782-1520
A. J. WHITE.....General Passenger Agent
J. W. WILLARD.....City Ticket Agent

CHICAGO, ILL. 60603—One So. LaSalle St.— Phone(312)RANDolph 6-0141
W. J. FORAL.....Manager, Department of Tours

CINCINNATI, OHIO 45202—
 303 Dixie Term. Bldg., 4th & Walnut Sts.— Phone(513)MAIN 1-0144
F. J. BEGGS.....General Traffic Agent
W. T. NIELSEN.....(Columbus).....Traffic Agent
O. H. TEDRICK.....(Louisville).....Traffic Agent

CLEVELAND, OHIO 44113—1407 Terminal Tower, 50 Public Square—
D. P. DRISCOLL.....(Phone(216) MAIN 1-3070).....General Traffic Agent
G. W. NESTER.....(Buffalo).....Traffic Agent
R. J. GOURLEY.....(Findlay).....Traffic Agent

DALLAS, TEXAS 75201—2108 Mercantile Bank Bldg.—Phone(214)RIVERSide 1-3915
M. A. ARNOLD.....General Traffic Agent
E. STOVALL, JR......(Houston).....Traffic Agent

DENVER, COLO. 80202—
 City Ticket Office 535 17th Street— Phone (303) 534-4141
W. JAMES.....Traffic Manager
W. H. WHALEN.....General Freight and Passenger Agent
E. R. A. SIEMERS.....General Traffic Agent
L. C. CLEAVENGER.....City Ticket Agent
D. E. DELAVEN.....Depot Passenger Agent
 For Passenger Information or Reservation, Call(303)825-3211

DES MOINES, IOWA 50309—407 Equitable Bldg., 6th & Locust Sts.—
W. W. MCKEE.....(Phone(515)243-0533).....General Traffic Agent

DETROIT, MICH. 48226—612 Book Bldg., 124 Washington Blvd.—
E. L. ERICKSON.....For Freight Information.....Traffic Manager
F. O. KANSORCA.....Phone (313) 961-7794.....General Traffic Agent
R. L. CLARK.....For Passenger Information.....District Traffic Agent
J. K. SHERIDA.....Phone (313) 961-7188.....District Traffic Agent
G. A. NESTOR.....(Grand Rapids).....Traffic Agent
A. J. BRAMAN.....(Lansing).....Traffic Agent
H. E. JOHNSON.....(Perrysburg).....Traffic Agent

EAST LOS ANGELES, CALIF. 90022—
 5454 Ferguson Drive— Phone(213) 721-3435
J. J. WALKER.....Ticket Agent

EUGENE, ORE. 97401—Suite 21, Cascade Bldg., 163 East 12th Avenue
J. E. ATHERTON.....(Phone(503)DIAMOND 5-8461).....General Traffic Agent

FRESNO, CALIF. 93714—207 Rowell Bldg., Tulare St. & Van Ness Ave.—
D. R. SHEEHAN.....(Phone(209) 264-6571).....General Traffic Agent
W. E. McTIGHE.....(Bakersfield).....Traffic Agent

GERING, NEBR. 68341—Union Pacific Station— Phone(308)436-2415
J. S. REZEK.....General Traffic Agent

GLENDALE, CALIF. 91203—City Ticket Office, 406 North Brand Blvd.—
E. A. SMITH.....General Traffic Agent
 (Phone(213)CITrus 1-2174 or (213)CHAPman 5-1370)

HOLLYWOOD, CALIF. 90028—City Ticket Office, 6702 Hollywood Blvd.—
W. F. BROWN.....Phone.....General Traffic Agent
J. A. JANSSEN.....(213) HOLLYWOOD 4-0221.....City Ticket Agent

HUNTINGTON PARK, CALIF. 90256—
 City Ticket Office, 7002 Pacific Blvd.—
W. F. MILNER.....(Phone(213)588-9281).....Traffic Agent

KANSAS CITY, MO. 64106—
 200 Waldheim Bldg., 6 East Eleventh St.— Phone(913)MAYfair 1-3030
R. R. HENDERSON.....Traffic Manager
J. C. DARGY.....General Freight and Passenger Agent
 For Passenger Information or Reservation, Call (816) VICTOR 2-8694
 City Ticket Office—2 East Eleventh Street— Phone(913)MAYfair 1-3030

H. M. BARKER.....General Traffic Agent
C. T. CLARKE.....General Traffic Agent
R. E. MEAD.....(Hays).....Traffic Agent
D. W. HANCHETT.....(Wichita).....Traffic Agent
R. B. WILLIAMS.....Depot Passenger Agent
 Kansas City, Kans., Union City Ticket Office, Town House Hotel, 7th & State Sts.
Mrs. E. F. ELYN.....(Phone(913)ATwater 1-1550).....City Ticket Agent

LAS VEGAS, NEV. 89101—Union Pacific Station— Phone(702)DUDley 4-9000
W. R. NEUSTROM.....General Traffic Agent
P. D. BOTSFORD.....Ticket Agent

LEWISTON, IDAHO 83501—Room 7, Union Depot— Phone(208)SE 3-2524
J. L. REEVES.....General Traffic Agent

LINCOLN, NEBR. 68508—
 City Ticket Office, 224 So. 13th St.— Phone(402)432-6517
J. A. CUNNINGHAM.....General Traffic Agent

LONG BEACH, CALIF. 90802—City Ticket Office, 221 Long Beach Blvd.—
R. W. COGNELL.....(Phone(213)HEMlock 7-2931).....General Traffic Agent
W. A. MANZ.....City Ticket Agent

LOS ANGELES, CALIF. 90022—Union Pacific Bldg., 5480 Ferguson Drive
F. L. MORGAN.....Phone.....Traffic Manager
E. C. RASMUSSEN.....(213)685-4350.....Assistant Traffic Manager
N. E. LUTHI.....Assistant Traffic Manager
J. D. MALEFYT.....Assistant Traffic Manager
H. J. BURING.....General Freight Agent
H. DELACY.....General Freight Agent
C. F. HALLSMAN.....Assistant General Passenger Agent
R. R. POPE.....General Agent, Freight Department
G. M. ROLAND.....District Baggage Agent
 City Ticket Office—90013—507 So. Olive Street Phone(213)624-3273
R. MAHONEY.....City Ticket Agent
R. H. LUND.....General Agent, Passenger Department
 507 So. Olive Street—90013 Phone(213)624-9471
 For Passenger Information or Reservation, Call (213)685-5037
 Union Pacific Station— Phone(213)685-4350
E. D. CHAMBERLAIN.....Depot Ticket Agent
W. G. GALLAMORE.....Depot Passenger Agent
N. S. GRIPPE.....Depot Passenger Agent

MEDFORD, ORE. 97501—1307 West Main St.— Phone(503)773-5388
L. J. ZIESMER.....General Traffic Agent

MEMPHIS, TENN. 38103—
 1137 Sterick Bldg., 8 No. Third St.— Phone(901)JACKSON 5-8419
G. E. ROHRBACH.....General Traffic Agent

MILWAUKEE, WIS. 53203—902 Majestic Bldg., 231 W. Wisconsin Ave.—
J. FROMME.....Phone(414)BROADway 1-7833.....General Traffic Agent
P. H. SCHMIDT.....(Appleton).....Traffic Agent

MINNEAPOLIS, MINN. 55402—
 890 Northwestern Bank Bldg., 620 Marquette Ave.—
J. A. CALLAWAY.....(Phone(612)332-2451).....General Traffic Agent

NEW ORLEANS, LA. 70130—
 Suite 808-809 International Trade Mart, 2 Canal Street—
E. W. RYCE.....(Phone(504)522-2274).....General Traffic Agent

NEW YORK, N. Y. 10020—626 Fifth Ave., Suite 350, Rockefeller Center—
T. L. VOGEL.....(Phone(212)CIRcle 6-4900).....Traffic Manager
H. F. BREVOORT.....(Phone(212)CIRcle 6-4908).....Assistant Traffic Manager
E. R. VAN DOREN.....(Phone(212)CIRcle 6-4900).....General Traffic Agent
D. J. GALL.....District Traffic Agent
C. F. KAYEN.....District Traffic Agent
W. E. GODDARD.....Passenger and Ticket Agent
V. J. DISTLER.....(Dewitt).....Traffic Agent

OAKLAND, CALIF. 94611—550 MacArthur Broadway Office Bldg.,
 235 W. MacArthur Blvd.—
W. M. CUNNINGHAM.....(Phone(415)653-9094).....General Traffic Agent

OGDEN, UTAH 84401—
 Room 100 Union Station, 25th St. & Wall Ave.— Phone(801)394-5533
H. O. MCINTYRE.....General Traffic Agent
K. J. TRIMBLE.....Depot Passenger Agent

OMAHA, NEBR. 68102—
 Union Pacific Building, 1416 Dodge St.— Phone(402)281-5822
R. B. JOHNSON.....Passenger Traffic Manager
C. W. JONES.....Assistant to Passenger Traffic Manager
G. ANDERSON.....Assistant Passenger Traffic Manager
J. M. FORSHA.....Assistant Passenger Traffic Manager
D. P. McMAHON.....Assistant General Passenger Agent
C. E. DUFF.....Manager Mail, Baggage and Express Traffic
R. A. FORAL.....Traffic Manager
J. W. JARVIS.....Supervisor, Agricultural Development
W. F. PETERS.....General Live Stock Agent
 City Ticket Office—Corner 15th & Dodge Streets— Phone(402)271-3430
D. V. MARTIN.....General Traffic Agent
R. S. FARLEY.....(402)281-5822.....District Traffic Agent
W. W. NEILL.....City Ticket Agent
H. A. HORNER.....(Kearney).....Traffic Agent
J. D. MARTIN.....(Grand Island).....Traffic Agent
L. McCLEARY.....Depot Passenger Agent

ORANGE, CALIF. 92668—City Office, 79 Town & Country, 777 So. Main St.—
B. A. STEWART.....(Phone(714)542-3979).....General Traffic Agent

PASADENA, CALIF. 91101—
 Union Pacific Station, 205 W. Colorado Blvd.— Phone(213)8Yeamore 2-4107
H. G. BARTLETT.....General Traffic Agent
F. R. LEFFINGWELL.....City Ticket Agent

PHILADELPHIA, PA. 19102—1104 Girard Trust Bldg., Broad St. & So. Penn. Sq.—
W. D. HARING.....(Phone(215)LOCust 3-2170).....General Traffic Agent

PITTSBURGH, PA. 15222—1419 Oliver Bldg., Smithfield St. and Sixth Avenue—
H. G. LOCKE.....Phone.....General Traffic Agent
E. W. HARRIS.....(412) 281-0260.....District Traffic Agent

POCATELLO, IDAHO 83201—U.P. Passenger Station— Phone(208)CE2-4450
R. B. WRIGHT.....General Traffic Agent
J. J. JOHNSON.....(Idaho Falls).....Traffic Agent
W. K. HENDRICKS.....(Twin Falls).....Traffic Agent

POMONA, CALIF. 91766—U. P. Passenger Sta.— Phone(714)NATIONAL 2-3561
G. J. CROSS.....Traffic Agent

PORLAND, ORE. 97205—751 Pittcock Bldg.— Phone(503)CAPitol 7-7771
G. A. BROWN.....Traffic Manager
W. V. KEE.....Assistant Traffic Manager
R. A. HOWLAND.....Assistant Traffic Manager
F. A. COLE.....Assistant Traffic Manager
R. W. GILL.....Assistant Freight Traffic Manager (Rates)
R. D. TOOMEY.....General Agent, Freight Department
L. A. NEASE.....District Baggage Agent
 City Ticket Office—917 S. W. Washington Street— Phone(503)CAPitol 7-7771
W. S. RUSH.....General Agent, Passenger Department
H. C. WEDDLE.....City Ticket Agent
G. W. SULLIVAN.....Depot Passenger Agent
 For Passenger Information or Reservation, Call(503)CAPitol 7-8471.

RENO, NEV. 89501—Suite 707, First Nat'l Bank of Nevada, One East First St.—
 Phone(702)323-4881
P. E. FLESCHER.....General Traffic Agent

RIVERSIDE, CALIF. 92507—Union Pacific Pass. Station, 7th & Vine Sts.—
E. G. HAYES.....(Phone(714)OVERland 3-3190).....General Traffic Agent

ST. JOSEPH, MO. 64501—City Ticket Office,
 602 Corby Building—5th and Felix Sts.— Phone(816)ADams 2-5485
F. S. BEDNAR.....General Freight and Passenger Agent
J. W. TURNER.....Passenger and Ticket Agent
D. C. MARTIN.....(Fairbury, Nebr.).....Traffic Agent

ST. LOUIS, MO. 63101—
 1223 Ambassador Bldg., 411 North 7th St.— Phone(314)CHestnut 1-7750
T. W. GURSKY.....General Traffic Agent

SACRAMENTO, CALIF. 95810—217 Forum Bldg., 1107 Ninth St.—
J. G. JOHNSON.....(Phone(916)GILbert 2-1025).....General Traffic Agent
T. H. BEESON.....(Redding).....District Traffic Agent

SALINA, KANS. 67401—Third and Ash Streets— Phone(913)TAylor 5-4633
H. D. TODD.....General Traffic Agent

SALT LAKE CITY, UTAH 84111—417 South Main St.— Phone(801)363-1544
R. E. HAUTINGER.....Traffic Manager
R. T. GRIFFIN.....General Freight and Passenger Agent
N. J. MEIS.....General Traffic Agent
M. D. BAER.....District Traffic Agent
F. M. YOUNG.....(Provo).....Traffic Agent
J. G. SREGMILLER.....City Ticket Agent
L. WHIMPEY.....Depot Passenger Agent
 For Passenger Information or Reservation, Call (801)328-1583

SANDIEGO, CALIF. 92101—Suite 1105 Home Tower, 707 B'dway Phone(714)233-7241
I. V. HELMICK.....General Traffic Agent
J. E. DOOLEY.....Ticket Agent

SAN FRANCISCO, CALIF. 94105—405 Market Street— Phone(415)421-6030
M. H. FOWLER.....Traffic Manager
B. F. COSTELLO.....Assistant Traffic Manager
H. C. DUNN.....District Traffic Agent
J. R. SCOGIN.....Assistant Traffic Manager
H. W. NIELEBECK.....General Traffic Agent
W. E. KENNEDY.....(Santa Rosa).....Traffic Agent
 City Ticket Office—405 Market Street— Phone(415)GARfield 1-6030
J. R. NAPTON.....City Ticket Agent

SAN JOSE, CALIF. 95113—811 Bank of America Bldg., First and Santa Clara Sts.—
H. C. DANNER.....(Phone(408)292-3878).....General Traffic Agent
J. S. CAPLE.....(Salinas).....District Traffic Agent

SAN PEDRO, CALIF. 90733—City Ticket Office, 805 So. Pacific Ave.—
E. J. MURPHY.....(Phone(213)TERminal 2-7531).....General Traffic Agent
R. N. ASHBY.....City Ticket Agent

SANTA ANA, CALIF.—(SEE ORANGE, CALIF.)

SANTA MONICA, CALIF. 90406—City Ticket Office, 1228 5th Street—
W. C. CHENEY.....(Phone(213)395-9951).....General Traffic Agent
F. YATES.....City Ticket Agent

SEATTLE, WASH. 98104—
 204 Union Station, 4th Ave. and Jackson St. Phone (206) MAIN 36933
W. C. COLLIER.....General Freight and Passenger Agent
 City Ticket Office—4th Ave. and Jackson St.—
W. H. AHLGRIM.....(Phone(206) MAIN 3-6933).....General Traffic Agent

SIOUX CITY, IA. 51101—644 Benson Bldg., 705 Douglas St.— Phone(712) 255-8328
L. J. ROACH.....General Traffic Agent

SPOKANE, WASH. 99201—Union Station, West 430 Trent Avenue—
L. E. DONAHUE.....(Phone(509)MADison 4-4121).....General Freight Agent

STOCKTON, CALIF. 95202—206 California Bldg., 11 So. San Joaquin St.—
C. BIANCHINI.....(Phone(209)HOWard 6-8581).....General Traffic Agent

TACOMA, WASH. 98402—City Ticket Office, 114 South Ninth St.—
F. G. ROTHWELL.....(Phone(206)BROADway 2-2275).....General Traffic Agent

TOPEKA, KANS. 66608—Freight Station— Phone(913)CENTral 3-4138
G. N. WELLS.....General Traffic Agent

**TORONTO, ONT. Room 1304 National Trust Bldg., 7 King St.—East—
J. F. FATHERSTONE.....(Phone(416)EMpire 4-7239).....General Traffic Agent**

TULSA, OKLA. 74103—
 721 Kennedy Bldg., 321 South Boston St.— Phone(918)LUTHer 2-6859
L. L. CRAWFORD.....General Traffic Agent

**VANCOUVER, B. C. Room No. 303 Burrard Bldg., 1030 West Georgia St.—
A. G. PROSKURNIAK.....(Phone(604)MUTual 3-8561).....District Traffic Agent**

VICTOR, IDAHO 83455—Union Pacific Station— Phone(208)787-2285
G. A. SESSIONS.....Agent

WALLA WALLA, WASH. 99362—Union Pacific Pass. Sta., 13th and West Main Sts.
J. M. LANDAU.....(Phone(509)JACKSON 9-1610).....General Traffic Agent
L. R. CAPPS.....(Pendleton).....Traffic Agent

WASHINGTON, D.C. 20006—Suite 710, Chanin Bldg., 815 Connecticut Ave., N.W.—
C. G. DANKMYER.....Phone.....General Traffic Agent
 (202) 296-4833
W. G. LORYS.....(Richmond, Va.).....District Traffic Agent

WINSTON-SALEM, N. C. 27101—2115 Wachovia Bldg., 301 North Main St.—
D. R. WALKER.....(Phone(919)724-0509).....General Traffic Agent

YAKIMA, WASH. 98902—Union Pacific Building, 104 W. Yakima Ave.—
A. C. TAYLOR.....(Phone(509)GLEncourt 7-4181).....General Traffic Agent
P. V. KEMP.....(Kennewick, Wash.).....Traffic Agent

J. R. MacANALLY Vice-President, Traffic OMAHA, NEBR. 68102	R. F. PETTIGREW Assistant Vice-President, Traffic OMAHA, NEBR. 68102	R. B. JOHNSON Passenger Traffic Manager OMAHA, NEBR. 68102	N. B. MARVIN Assistant Vice-President (Sales and Service) OMAHA, NEBR. 68102	C. O. SHOWALTER Assistant Vice-President (Rates and Divisions) OMAHA, NEBR. 68102
---	---	---	--	---

UNION PACIFIC'S EAST LOS ANGELES Transfer Service



To Ticket Agents, Travel Agents and Our Patrons; Passengers:

East Los Angeles Station, with waiting rooms and public conveniences, serves as a transfer station for Union Pacific passengers, via motor bus to and from Pasadena, Glendale, Disneyland Hotel, Anaheim, Orange and Long Beach-San Pedro Branch Line points.

Modern air-conditioned motor buses are operated by the Union Pacific Stage Company, a subsidiary of the Union Pacific Railroad, and all tickets routed via the Union Pacific direct or via Los Angeles, to or from above points and intermediate branch line stations, are honored via East Los Angeles and motor bus. See Tables 7, 8, and 9 on page 18 for local schedules of all motor coaches.

The picture above shows how easy it is for friends and relatives to meet passengers at East Los Angeles. There is ample parking and it is free.

Train luggage is quickly delivered to the bus driver and arrives at destination with the traveler.

Checked Baggage: Baggage should be checked to the following city ticket office or depots only: Glendale; Pasadena; East Los Angeles; Whittier; Fullerton; Anaheim; Lakewood; Long Beach and San Pedro. (Only East Los Angeles, Long Beach and Pasadena stations are open Saturdays and Sundays for claiming or checking baggage.)

