

Whenever you ship or travel, be specific, say **UNION PACIFIC**

UNION PACIFIC

UNION PACIFIC


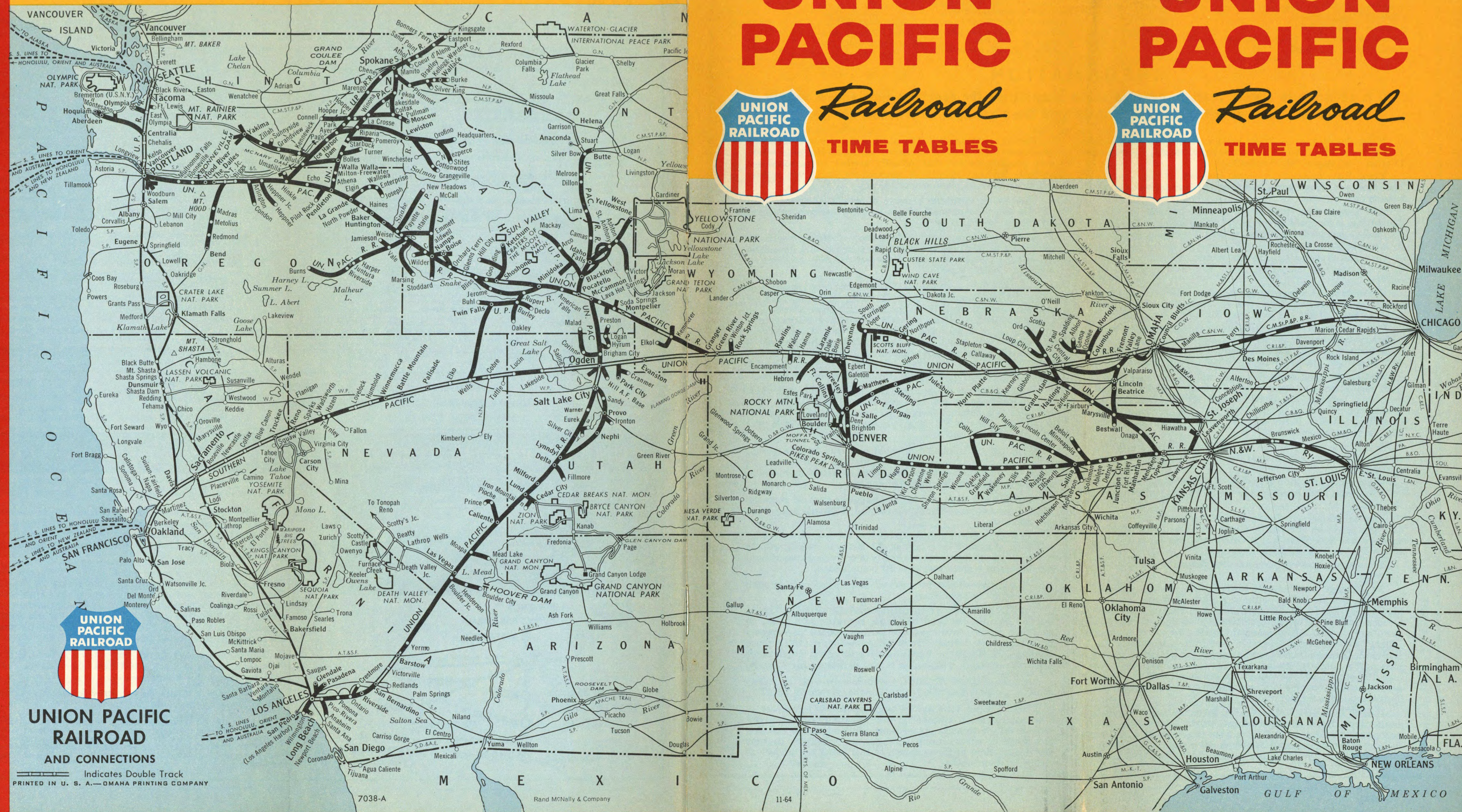


Railroad
TIME TABLES



Railroad
TIME TABLES

Serving thirteen western states with the finest in travel comfort and dependable freight service



UNION PACIFIC RAILROAD
AND CONNECTIONS

Indicates Double Track
PRINTED IN U. S. A.—OMAHA PRINTING COMPANY

TABLE OF CONTENTS

Section	Page
Index to Union Pacific Stations.....	3 to 5
Equipment of Through Trains.....	6 to 14
Condensed Train Schedules.....	6 to 14
Complete Train Schedules.....	15 to 25
Connecting Bus Lines at East Los Angeles.....	18
Connecting Bus Lines Service.....	26

Section	Page
Address of Principal Union Pacific Stations.....	28
Reserved Coach Seat Charges.....	28
One Way Railroad Fares.....	29
Round Trip Railroad Fares.....	30 and 31
Pullman Sleeping Car Charges.....	32 and 33
Pullman Seat Fares.....	33
Union Pacific Representatives.....	34 and 35

INFORMATION

It is advisable to always check in advance at the local station the departure time shown on your Pullman ticket or ticket envelope to make sure there has been no schedule change.

Miles shown on **mile posts** read westward from Council Bluffs, Iowa. Miles shown herein are from Omaha, Nebraska. (Variance approximately 3 miles.)

Time from midnight to noon inclusive, is indicated by light face type; **from noon to midnight inclusive, by dark face type.**

Any person who, because of mental, physical or other **disability**, is incapable of properly caring for himself or herself, will be received as a passenger **ONLY** when accompanied by a competent attendant.

On trains that carry **chair car porters**, there is no charge for the services of the porter. There is a nominal charge for pillows.

Children under 5 years of age ride free, when accompanied by parent or guardian; 5 years of age and under 12, pay **half fare**; 12 years of age and over, pay full fare.

Should any question or difference of understanding arise with agents or conductors as to **proper fare** or ticket privileges, please pay fare requested, take receipt, and communicate with Passenger Traffic Manager, Omaha, Nebr. 68102.

Tickets unused or partly used, will be redeemed under tariff regulations at proper value. Passenger will be charged the lowest possible fare for the service actually used and refunded the difference between this and the purchase price. Consult any Union Pacific office or write to Passenger Traffic Mgr., Omaha, Nebr. 68102.

Stopovers are permitted at all points where trains are scheduled to stop, within final limit of tickets, by notifying conductor.

Many attractive **side trips** and optional routes are available. Ask your local Agent or any Union Pacific representative for details.

Tickets reading via Union Pacific Railroad, with certain exceptions, will be honored by Greyhound Bus Lines between any two points between which Greyhound Bus Lines and the Union Pacific Railroad both operate.

You are requested to purchase your tickets before boarding the train.

At Chicago the Transfer coupon on a through railroad ticket entitles the holder, without additional charge, to have himself and hand luggage transferred in a Railroad Transfer Service car from his incoming to his outgoing station. Or, when there is at least a 3-hour interval between arrival of train in Chicago and scheduled departure time from outgoing station, Railroad Transfer Service will transfer such luggage to the passenger's outgoing station where it can be claimed at the parcel checking room. The charge for this service is the usual parcel checking fee plus a 25 cent charge made by the Railroad Transfer Service for each bag or parcel.

IDENTIFY YOUR BAGGAGE by marking or tagging each piece, both inside and out with your name and permanent address. This is a wise precaution whether baggage is to be checked or taken with you on the train. Ask Ticket or Baggage Agent for free ADDRESS LABELS.

For the convenience and comfort of themselves and others passengers are requested to check their **hand baggage** whenever possible, except that actually needed for personal use enroute. No responsibility is assumed for unchecked articles left in stations, on platforms or in cars.

Checkable Baggage consists of wearing apparel, toilet articles and such personal effects as the passenger may need for use on the trip.

Money, jewelry, negotiable papers, liquids, fragile or perishable articles, radios, typewriters, dishes and household goods are examples of some of the articles not checkable as baggage. Consult Agent.

One hundred and fifty (150) pounds of baggage, not exceeding one hundred dollars (\$100.00) in value, may be checked on each adult ticket, and one-half those amounts in connection with children's half-fare tickets. The charge is only 25 cents for each hand bag, 50 cents for each trunk. Family fare plan tickets, provide for checking of three hundred (300) pounds of baggage, not exceeding two hundred dollars (\$200.00) in value, regardless of number of passengers for which the ticket is issued, at the same nominal charge.

Passengers have the privilege of declaring additional value on checked baggage, not to exceed a total of \$2500.00, upon payment of a nominal charge, or of purchasing St. Paul Fire & Marine Insurance Company baggage insurance in any amount. Consult Agent.

Dogs and other small household pets may be transported in baggage cars subject to tariff regulations or they may be taken into room accommodations, when in suitable containers, subject to Pullman Company regulations.

Handling of dogs and pets in baggage cars on streamliner trains is necessarily restricted. Consult agent for details.

No single piece of baggage exceeding 300 pounds in weight, or single shipment in excess of \$2500.00 in value, will be checked. **Exception:** Boxes of heavy or corrugated pasteboard are limited to a gross weight of 50 pounds each.

All baggage should be marked plainly on outside with name and address of owner.

The Domeliner, Streamliner and Challenger trains do not handle checked baggage, remains and pets, to or from many intermediate points where passengers may board or detrain. It is suggested you check your baggage 24 hours in advance of your own departure. Consult agent or passenger representatives for details.

In case of **Lost Articles**, communicate with Manager, Mail, Baggage & Express Traffic, Omaha, Nebraska 68102.

Union Pacific Railroad is not responsible for errors in time tables, inconvenience or loss resulting from **delayed trains**, failure to make connections, air conditioning failures, or emergency substitutions in equipment. Schedules, consists and designations of trains shown in this folder are subject to change without notice.

INDEX OF CONDENSED THROUGH TIME TABLES

BETWEEN AND	TABLE	BETWEEN AND	TABLE	BETWEEN AND	TABLE
Chicago— Omaha.....	Los Angeles, Pasadena, Las Vegas, Cedar City, Salt Lake City, Ogden, Cheyenne... A	St. Louis— Kansas City	Reno, San Francisco... G Denver... H Sun Valley, Boise, Portland, Tacoma, Seattle... F Spokane... K Idaho Falls-Yellowstone, Teton... L	Salt Lake City, Cedar City, Las Vegas, Pasadena, Los Angeles... A-E Reno, San Francisco... B-G Boise, Portland, Tacoma, Seattle... T Denver... J Idaho Falls-Yellowstone, Teton... O Butte... R Spokane... R-T Sun Valley... R	
	San Francisco, Reno, Ogden, Cheyenne... B Seattle, Tacoma, Portland, Boise, Sun Valley, Idaho Falls-Yellowstone, Teton... D Denver, North Platte... C Spokane... S Idaho Falls-Yellowstone, Teton... L	Denver.....	Ogden, Salt Lake City... J Cedar City, Las Vegas, Los Angeles, Pasadena... E Reno, San Francisco... G Sun Valley, Boise, Portland, Tacoma, Seattle... D-F	Sun Valley... Los Angeles... R Seattle... Tacoma, Portland... W Spokane... Portland... U Sun Valley, Los Angeles... E-R	
St. Louis— Kansas City	Denver, Ogden, Salt Lake, Cedar City, Las Vegas, Pasadena, Los Angeles... E	Denver.....	Spokane... K Idaho Falls-Yellowstone, Teton... L		

INDEX TO UNION PACIFIC STATIONS

Each Time Table is numbered. The numbers opposite the Stations are the numbers of the time tables in which the stations are shown. Stations marked * are located on Divisions indicated by table numbers, but are not shown in folder tables.

Table No.	Table No.	Table No.	Table No.	Table No.	Table No.	Table No.	Table No.
Aberdeen, Idaho... 66	Aroya, Colo... 24	Bayard, Nebr., (See So. Bayard)... 42	Bonner Springs, Kans... 24	Byers, Colo... 24	Cedar City, Utah... A, E, 3, 6	Codell, Kans... 28	*Curry, Idaho... 80
Aberdeen, Wash... 21	Arrow, Idaho... 77	*Beaumont, Kans... 53	Bonnevill, Ore... 20	Byrne, Idaho... 87	*Cedar Point, Colo. 24	Cokeville, Wyo... 20	*Curvo, Utah... 8
Aberdeen Jet, Ida... 26	*Aasalon, Colo... 24	*Beatty, Idaho... 20	*Boone, Nebr... 48		Cedar Rapids (Marion), Iowa... 1	Coker, Nebr... 42	*Cutler, Utah... 8
Abilene, Kans... G, H, 24	*Aah, Wash... 74	*Beckwith, Wyo... 20	*Borah, Idaho... 20		Cedar Rapids, Nebr. 46	Colby, Kans... 28	
Aeequia, Ida... 60, 61	*Aahby, Wash... 74	*Belgrade, Nebr... 46	*Borden, Utah... 3		Central City, Nebr.	Colfax, Calif... 14	
Aeoma, Nev... 3	Aaherville, Kans... 26	Bell, Calif... 8	*Border, Wyo... 2		Central Ferry, Wash. 77	Colfax, Wash... 76, 76A, 84	
Aetona, Wash... 38	Aspen, Wyo... 2	Bellevue, Idaho... 69	Boria, Wyo... 2		Centennial, Wyo... 33	*Collins, Idaho... 56	
Adams, Ore... 84	*Adelalde, Idaho... 20	Belmar, Nebr... 42	*Boyer, Wyo... 2		Central City, Nebr.	Collington, Utah... 36	
Adrian, Ore... 64	Athens, Ore... 84	Beloit, Kans... 26	*Boulder, Ore... 20		Centralia, Wash... W, 20A	*Colony, Idaho... 20	
Agate, Colo... 24	*Attinson, Utah... 32	*Belt, Idaho... 39, 57	Boulder City, Nev... 10		*Ceresco, Nebr... 88	Collyer, Kans... 24	
*Alken, Idaho... 66	*Attalla, Wash. 74, 78	Belvidere, Idaho... 67	*Boulter, Utah... 3		*Chafes, Wash... 78	Colton, Calif... 3	
Albany, Wyo... 33	Auburn, Calif... 17	Belvue, Nebr... 52	Boyd Lake, Colo... 18		*Champlin, Utah... 3	Columbia, Nebr., A, B, C, D, 1, 17, 44, 46, 47, 89, 92	
*Albertson, Wash... 76	Auburn, Colo... 17	Belvus, Kans... 24	Boyer, Wyo... 2		Chapman, Kans., H, 24	Curtman, Idaho... 58	
Albin, Wyo... 42	Auburn, Wash... 20A	Bend, Ore... 86	Bracken, Nev... 3		Chapman, Nebr.	Cumberland, Nebr., A, B, C, D, 1, 17, 44, 46, 47, 89, 92	
Albion, Nebr... 47	*Ault, Colo... 30	*Benicia, Calif... 14	*Bradley, Idaho... 79		Chapman, Nebr.	Como, Wyo... 2	
*Albion, Wash... 78	*Avon, Utah... 12	Bennett, Colo... 24	Brady, Nebr... 1, 17		Chapman, Nebr.	*Concrete, Ida... 73	
Alda, Nebr... 1, 17	Axtell, Kans... 53	Bennington, Kans... 26	Brainerd, Nebr... 45		Chapman, Nebr.	Condat, Nev... 60	
Alexander, Ida... 20	Ayer, Wash... K, U, 74, 76, 77	*Benson Jet, Utah. 37	Bridal Veil, Ore... 20		Chapman, Nebr.	*Cooper, Colo... 17	
Alexandria, Nebr... 52		Benton City, Wash... 78	Bridgeport, Kans... 27		Chapman, Nebr.	Corinne, Utah... 38	
*Alfalfa Center, Nebr.		Berkeley, Calif... B, G, E, 14	Bridger, Wyo... 2		Chapman, Nebr.	*Cork, Utah... 3	
Alhambra... A, E, 3, 7		Beryl, Utah... 3	Brigham City, Utah. 36, 38		Chapman, Nebr.	Cornwall, Idaho... 73	
Alli, Ore... 72		*Beasen, Idaho... 20	Brighton, Colo... 17, 30		Chapman, Nebr.	Cottonwood, Idaho... 77	
*Allendale, Idaho... 68		Bickel, Idaho... 69	Broadwater, Nebr... 42		Chapman, Nebr.	Council Bluffs, Ia... 1, 17	
Almota, Wash... 77		*Big Eddy, Idaho... 67	Brockhoff, Nebr... 42		Chapman, Nebr.	Craig Jet, Idaho... 77	
*Alpowa, Wash... 77		*Biggam, Wash... 78	Brookville, Kans... 24		Chapman, Nebr.	Craigmont, Idaho... 77	
*Altair, Kans... 28		Biggs, Ore... 20	*Brown, Nev... 3		Chapman, Nebr.	Crane, Ore... 70	
Altamont, Wyo... 2		Biggs Jct., Ore... 86	*Browning, Utah... 36		Chapman, Nebr.	*Crates, Ore... 20	
*Amalga, Idaho... 60		Big Springs, Nebr... 1, 17	*Brownington, Nebr... 1		Chapman, Nebr.	Crestline, Nev... 3	
American Falls, Ida... 20		Birdwood, Neb... 17	Bruce, Nebr... 1, 17		Chapman, Nebr.	Creston, Wyo... 2	
American Fork, Utah... 5		Bishop, Wash... 77	*Brunn, Ore... 20		Chapman, Nebr.	Crockett, Calif... 14	
Ames, Nebr... 1, 17		Bitter Creek, Wyo... 2	Bryan, Wyo... 2		Chapman, Nebr.	Crook, Colo... 17	
Amherst, Nebr... 43		Black Buttes, Wyo... 2	Bryce Canyon Park, Ut. (See Cedar City, Ut)		Chapman, Nebr.	*Crooks, Ore... 20	
*Amsterdam, Ida... 60		Blackfoot, Ida... O, 36, 56	Buckingham, Ida... 71		Chapman, Nebr.	Cropley, Utah... 38	
Anaheim, Calif., A, E, 3, 9		Black Lake, Idaho... 79	Bucoda, Wash... 20A		Chapman, Nebr.	*Croskey, Wash... 74	
Anan, Nebr... 52		Black Reek, Utah... 3	*Buda, Nebr... 1		Chapman, Nebr.	Cruz, Utah... 3	
*Anderson, Idaho... 36		Black Wolf, Kans... 24	Budge, Idaho... 61		Chapman, Nebr.	*Cuba, Wyo... 20	
Ankeny, Wash... 74		*Black's Creek, Ida. 20	Buena, Wash... 78		Chapman, Nebr.	Culver, Kans... 28	
*Antelope, Wyo... 2		Blalock, Ore... 20	Buffalo Park, Kans. 24		Chapman, Nebr.	Culver, Ore... 86	
Apex, Mont... 36		Blaser, Idaho... 20	Burfed, Wyo... 2		Chapman, Nebr.		
*Appleton, Idaho... 61		Bliss, Idaho... 20, 61	Buhl, Idaho... 60, 61		Chapman, Nebr.		
Apple Valley, Ida... 20		Bloom, Utah... 3	*Bullard, Nebr... 42		Chapman, Nebr.		
*Ara, Colo... 42		Blue Canyon, Calif. 14	Bunker Hill, Kans... 24		Chapman, Nebr.		
*Arapahoe, Colo... 24		*Bly, Calif... 3	Burley, Ida... 60, 61, 62		Chapman, Nebr.		
Areadia, Ore... 20		Boardman, Ore... 20	*Burmah, Idaho... 65		Chapman, Nebr.		
*Areho, Wyo... 2		Bogus, Kans... 28	Burns, Wyo... 1		Chapman, Nebr.		
Aroola, Kans... 24		Battle Mtn., Nev... 14	Burns, Ore... 70		Chapman, Nebr.		
Ardon, Nev... 3		Baxter, Wyo... 2	*Burrieton, Utah... 5		Chapman, Nebr.		
*Arena, Colo... 24			Bushnell, Nebr... 1		Chapman, Nebr.		
Arimo, Idaho... 36			Butte, Mont... O, 36		Chapman, Nebr.		
Arling, Idaho... 67					Chapman, Nebr.		
Arlington, Ore... D, U, 20, 74					Chapman, Nebr.		
*Armstrong, Wash... 76					Chapman, Nebr.		
Arnold, Nebr... 43					Chapman, Nebr.		

Table of geographical locations in the western United States, including entries for Colorado, Idaho, Utah, and Wyoming, with table numbers and location names.

Stations marked * are located on Divisions indicated by table numbers, but are not shown in folder tables.

Table of geographical locations in the western United States, including entries for Nevada, Arizona, California, Oregon, Washington, and Idaho, with table numbers and location names.

Stations marked * are located on Divisions indicated by table numbers, but are not shown in folder tables.

WESTBOUND Read Down

CHICAGO — LOS ANGELES via Omaha and Salt Lake City

EASTBOUND Read Up

Table A Condensed Schedules. Table with columns for Domeliner City of Los Angeles, The Challenger, Train 5, Domeliner City of St. Louis, and 'Las Vegas Holiday' Special. Rows include Chicago (C.S.T.), Omaha (C.S.T.), Fremont, Columbus, Grand Island, Kearney, North Platte (C.S.T.), North Platte (M.S.T.), Sidney, Cheyenne, Laramie, Rawlins, Rock Springs, Green River, Evanston, Ogden, Salt Lake City, Salt Lake City, Milford, Lund, Cedar City, Bryce-Grand Canyon-Zion Nat. Parks Cedar Breaks Kaibab Forest, Lund, Callente (M.S.T.), Las Vegas (P.S.T.), San Bernardino, Riverside, Pomona, East Los Angeles, Los Angeles (P.S.T.), Alhambra, Pasadena, Glendale (City), Anaheim (Stops at Disneyland Hotel), Orange (Santa Ana), Long Beach, San Pedro (P.S.T.).

NO. 103-104 - Domeliner CITY OF LOS ANGELES-DAILY. Cars from Chicago run via C. M. St. P. & P. to Omaha; thence U. P. Coach Seat Reservation Charge-See Page 28. Dome Lounge Car... Chicago-Los Angeles-for sleeping car passengers. Streamlined Sleeping Cars... Chicago-Los Angeles-11 Double Bedrooms. Chicago-Los Angeles-5 Double Bedrooms, 2 Compartments, 2 Drawing-rooms. Chicago-Los Angeles-10 Roomettes, 6 Double Bedrooms. Omaha-Los Angeles-10 Roomettes, 6 Double Bedrooms (occupancy Omaha 9:30 p.m. westbound, 7:30 a.m. eastbound). Dome Dining Car... Chicago-Los Angeles-Club and a la carte service. Coffee Shop-Lounge Car... Chicago-Los Angeles-Moderately priced meals and lounge for coach passengers. Dome Coach... Chicago-Los Angeles-36 leg rest seats reserved; dome seats not reserved. Reclining Seat-Leg Rest Coaches... Chicago-Los Angeles-all seats reserved Omaha-Los Angeles-all seats reserved. (Occupancy Omaha 11:30 p.m. westbound, 6:30 a.m. eastbound).

NO. 9; 10 - Domeliner CITY OF ST. LOUIS-DAILY. Cars from St. Louis run via N & W 209-210 to Kansas City; thence U. P. 9 and 10 to Los Angeles. (See Table E, Page 9 for equipment).

Special All-Expense Package including buffet meals and coach seat reservation. Consult Agent. Special Coach Seat Reservation Charge. See Page 28. Conditional stop; see Table 1. Motor Bus between Lund and Cedar City. See Table No. 6 for additional bus service during Park season only. Motor bus connections at East Los Angeles. See tables 7, 8 and 9 for complete information on bus schedules to and from East Los Angeles.

NO. 103-104 - THE CHALLENGER Domeliner-DAILY. Cars from Chicago run via C. M. St. P. & P. to Omaha; thence U. P. Coach Seat Reservation Charge-See Page 28. Dome Coach... Chicago-Los Angeles-36 leg rest seats reserved; dome seats not reserved. Reclining Seat-Leg Rest Coaches... Chicago-Los Angeles-all seats reserved. Omaha-Los Angeles-all seats reserved. (Occupancy Omaha 11:30 p.m. westbound, 6:30 a.m. eastbound). Coffee Shop-Lounge Car... Chicago-Los Angeles-moderately priced meals and lounge for coach passengers. NO. 115-116 - Streamliner "LAS VEGAS HOLIDAY" SPECIAL. (Special All-Expense Package, including buffet meals and coach seat reservation. Consult Agent). Reclining Seat Coaches... Las Vegas-Los Angeles-all seats reserved. Buffet-Lounge Car... Las Vegas-Los Angeles-buffet type meals-coupons for which must be purchased in advance. NO. 5-6 - DAILY. C. M. St. P. & P. No. 19-20 to Omaha; No. 5-6 to Los Angeles. Reclining Seat Coaches... Chicago-Omaha-seats not reserved. Omaha-Los Angeles-seats not reserved. Buffet-Lounge Car... Ogden-Las Vegas-cafeteria meal service, snacks and beverages.

C Conditional stop; See Table 3. Limited handling of checked baggage on these trains; consult agent. (C.S.T.) Central standard time. (M.S.T.) Mountain standard time. (P.S.T.) Pacific standard time. Time from 12.01 midnight to 12.00 noon shown in light face type. Time from 12.01 noon to 12.00 midnight shown in heavy face type.

CHICAGO — SAN FRANCISCO—via Omaha

WESTBOUND Read Down

EASTBOUND Read Up

Table B Condensed Schedules All Trains Daily. Table with columns for Domeliner City of San Francisco, Train 27, Table B, Domeliner City of San Francisco, and Train 28. Rows include Chicago (C.S.T.), Savannah, Marlon (Cedar Rapids), Perry, Omaha, Union Pacific, Omaha, Fremont, Columbus, Grand Island, Kearney, North Platte (C.S.T.), North Platte (M.S.T.), Sidney, Cheyenne, Laramie, Rawlins, Rock Springs, Green River, Evanston, Ogden (M.S.T.), Southern Pacific, Ogden (M.S.T.), Reno (P.S.T.), Truckee, Sacramento, Berkeley, Oakland (16th St.), San Francisco (P.S.T.).

These lounge cars are for exclusive use of sleeping car passengers. The City of San Francisco has a lounge car for coach passengers. Conditional stop; see Table 1. (C.S.T.) Central standard time. Limited handling of checked baggage on this train; consult agent. (M.S.T.) Mountain standard time. (P.S.T.) Pacific standard time.

Time from 12:01 midnight to 12:00 noon shown in light face type. Time from 12:01 noon to 12:00 midnight shown in heavy face type.

CHICAGO-OMAHA-DENVER

WESTBOUND Read Down

EASTBOUND Read Up

Table C Condensed Schedules All Trains Daily. Table with columns for Advance Coach Seat Reservations Required, Domeliner City of Denver, Table C, Domeliner City of Denver, and Advance Coach Seat Reservations Required. Rows include Chicago (C.S.T.), Omaha, Union Pacific, Omaha (C.S.T.), Fremont, Columbus, Grand Island, Kearney, North Platte (C.S.T.), North Platte (M.S.T.), Ogallala, Julesburg, Sterling, Fort Morgan, La Salle, Denver (M.S.T.).

Stops to take paying passengers for Denver or beyond; also to let off from Chicago. Stops to let off paying passengers from Denver or beyond; also to take for Chicago. Stops to let off or take paying passengers to or from points where these trains are regularly scheduled to stop. No. 111 stops to take paying passengers for Denver and beyond, or to let off paying passengers from Omaha or beyond; No. 112 stops to take paying passengers for Omaha or beyond or to let off paying passengers from Denver or beyond. Stops only on signal. (C.S.T.) Central Standard time. (M.S.T.) Mountain Standard time. Time from 12.01 midnight to 12.00 noon shown in light face type. Time from 12.01 noon to 12.00 midnight shown in heavy face type.

CHICAGO — PORTLAND and SEATTLE via Omaha and Denver

Table D Condensed Schedules All Trains Daily. Includes Westbound Read Down and Eastbound Read Up schedules for various routes like Chicago (C.S.T.), Omaha, and Portland.

NOS. 105-106—Domeliner CITY OF PORTLAND—DAILY. C. M. St. P. & P. to Omaha; No. 457-460 Portland-Seattle. Includes details on lounge cars, dome coaches, and dining services.

Nos. 5-17-18-6—Daily. C. M. St. P & P. No. 19-20—Omaha; U. P. No. 5-6—Cheyenne; No. 17-18—Portland. Includes details on reclining seat coaches and buffet-lounge cars.

WESTERN TOUR VACATIONS

Carefree, Personally Escorted, All-Expense

All-Expense Escorted Tours are the ideal way to relaxing, carefree, enjoyable vacations. All reservations are arranged in advance—no travel details to worry about—you know the cost before you start—and you enjoy the companionship of congenial people.

The Union Pacific operates a variety of all-expense escorted tours to many of the West's most scenic attractions. Let us tell you about them! Ask your nearest Union Pacific representative or write to the Department of Tours, Union Pacific Railroad, One South LaSalle Street, Chicago, Ill., 60603.

UNION PACIFIC DEPARTMENT OF TOURS

Limited handling of checked baggage on Trains 105-106; consult agent. Daily train No. 457-458. ‡ Daily Train No. 460. (C.S.T.) Central Standard time. (M.S.T.) Mountain Standard time. (P.S.T.) Pacific Standard time. Time from 12.01 midnight to 12.00 noon shown in light face type. Time from 12.01 noon to 12.00 midnight shown in heavy face type.

We solicit your kind consideration and cooperation PLEASE DON'T BE A "NO SHOW." (A "no show" is the person who reserves coach or Pullman accommodations in advance and then fails to cancel out when his plans change.) So that we may serve you better, please be sure to cancel reservations promptly when it is found you will not use the space you have reserved. We can then serve you and others better by not having any space go unused.

ST. LOUIS and KANSAS CITY — LOS ANGELES via Denver

Table E Condensed Schedules. Includes Westbound-Read Down and Eastbound-Read Up schedules for routes like St. Louis (N&W), Kansas City, and Los Angeles via Denver.

NO. 209-9; 10-210—Domeliner CITY OF ST. LOUIS—DAILY. N & W 209-210—Kansas City; No. 9-10—Los Angeles

Dome Lounge Car. Ogden—Los Angeles. For sleeping car passengers. Streamlined Sleeping Cars. St. Louis—Los Angeles—6 Roomettes, 4 Double Bedrooms, 6 Sections. Kansas City—Los Angeles—10 Roomettes, 6 Double Bedrooms. Kansas City—Denver—6 Sections, 6 Roomettes, 4 Double Bedrooms. Dome Coach. St. Louis—Los Angeles—36 leg rest seats reserved; dome seats not reserved. Reclining Seat—Leg Rest Coaches. St. Louis—Los Angeles. (All Seats Reserved) St. Louis and Kansas City—Ogden (S.P. 101-102—San Francisco). Club Lounge Car. St. Louis—Los Angeles. Dining Car. Club and a la carte service.

NO. 17-5; 6-18—DAILY. No. 17-18—Cheyenne; No. 5-6—Los Angeles.

Reclining Seat Coaches. Kansas City—Los Angeles (Requires change of cars at Cheyenne). Seats not reserved. Buffet-Lounge Car. Kansas City—Cheyenne; Ogden—Las Vegas—cafeteria meal service, snacks and beverages.

NO. 103-104—Domeliner CITY OF LOS ANGELES—DAILY (See Table A, Page 6 for equipment).

NO. 115-116—Streamliner "LAS VEGAS HOLIDAY" SPECIAL

Special All-Expense Package including buffet meals and coach seat reservation. Consult Agent. (See Table A, Page 6 for equipment). □ Runs via Cut-Off; not via Cheyenne. C—Conditional stop; See Table 3. ☑ Conditional stop; see Table 30. * Motor bus between Lund and Cedar City. See Table 6 for additional bus service during Park Season only. † Motor bus connections with main line trains at East Los Angeles. See tables 7, 8 and 9 for complete information on bus schedules to and from East Los Angeles.

Union Pacific Motor Coach Service TO AND FROM EAST LOS ANGELES, CALIF.

The Union Pacific maintains a passenger station at East Los Angeles, from which it operates motor coaches direct to Glendale, Pasadena, Alhambra, San Pedro, Long Beach, Disneyland Hotel, Anaheim, Orange, Fullerton, La Habra, Whittier and intermediate points. See Tables 7, 8 and 9 on page 18 for local schedules of all motor coaches. Passengers ticketed for those places may leave train at East Los Angeles where waiting motor coaches will take them direct to destination without extra charge. These motor coaches also deliver eastbound passengers to the East Los Angeles station.

ST. LOUIS—KANSAS CITY—PORTLAND—SEATTLE via Denver

WESTBOUND Read Down EASTBOUND Read Up

Table F Condensed Schedules All Trains Daily. Table G Condensed Schedules All Trains Daily. Includes routes to St. Louis, Kansas City, Denver, and Seattle via Denver.

NO. 17-18—PORTLAND ROSE—DAILY. NO. 209-9; 10-210—Domeliner—CITY OF ST. LOUIS—DAILY. NO. 105-106—Domeliner—CITY OF PORTLAND—DAILY. NO. 17-5—DAILY. NO. 6-18—DAILY.

ST. LOUIS—KANSAS CITY—SAN FRANCISCO via Denver

WESTBOUND Read Down EASTBOUND Read Up

Table G Condensed Schedules All Trains Daily. Includes routes to St. Louis, Kansas City, Denver, and San Francisco via Denver.

Passengers use Motor Bus between trainside at Oakland (16th Street) and San Francisco (3rd and Townsend Station) via the Bay Bridge, affording a panoramic view of the San Francisco Bay area. NO. 209-9-101; 102-10-210—Domeliner—CITY OF ST. LOUIS—CITY OF SAN FRANCISCO—DAILY.

ST. LOUIS—KANSAS CITY—DENVER

WESTBOUND Read Down EASTBOUND Read Up

Table H Condensed Schedules All Trains Daily. Includes routes to St. Louis, Kansas City, and Denver.

Equipment for Table H. NO. 209-9; 10-210—Domeliner CITY OF ST. LOUIS—DAILY. N & W 209-210—Kansas City; U. P. 9-10—Denver. Coach Seat Reservation Charge—See Page 28.

DENVER—SALT LAKE CITY. Table J Condensed Schedules All Trains Daily. Includes routes to Denver and Salt Lake City.

Equipment for Table J. NO. 9-10—Domeliner CITY OF ST. LOUIS—DAILY. Coach Seat Reservation Charge—See Page 28.

ST. LOUIS—KANSAS CITY—DENVER—SPOKANE

Table K Condensed Schedules All Trains Daily. Includes routes to St. Louis, Kansas City, Denver, and Spokane.

Equipment for Table K. NO. 209-9-105-Bus; 19-106-10-210—Domeliner—CITY OF ST. LOUIS—CITY OF PORTLAND. N & W 209-210—Kansas City; U.P. No. 9-10—Denver; 105-(Pendleton) 106—Hinkle; Bus-No. 19 Spokane. See Table D and H for equipment. NO. 19—SPOKANE—HINKLE—DAILY. (See Table S for equipment).

Check the advantages of the . . . Low Family Fares. In effect daily. Good in coaches and sleeping-cars. Liberal baggage allowance. Ask your local Union Pacific Agent or Travel Agent to figure the cost.

CHICAGO-ST. LOUIS-KANSAS CITY-DENVER-IDAHO FALLS-YELLOWSTONE-TETON

Table L Summer Season All Trains Daily. Includes routes for Chicago (G.S.T.), Omaha, St. Louis, Kansas City, Denver, and Butte. Lists departure and arrival times for various train services.

209-9-35; 36-10-210 CITY OF ST. LOUIS—BUTTE SPECIAL—DAILY. N & W 209-210, St. Louis—Kansas City; No. 9-10—Ogden; No. 35-36—Pocatello-Idaho Falls. See Tables E and O for equipment.

105-35; 36-106 CITY OF PORTLAND—BUTTE SPECIAL—DAILY. C. M. St. P. & P. No. 105-106—Omaha; No. 105-106—Pocatello. No. 35-36 Pocatello—Idaho Falls. See Tables D and O for equipment.

103-35; 36-104 CITY OF LOS ANGELES—BUTTE SPECIAL—DAILY. C. M. St. P. & P. No. 103-104—Omaha; No. 103-104—Ogden; No. 35-36—Idaho Falls. See Tables A and O for equipment.

LOS ANGELES—SALT LAKE CITY—IDAHO FALLS—YELLOWSTONE—TETON—BUTTE

Table O Condensed Schedules All Trains Daily. Includes routes for Los Angeles (P.S.T.), East Los Angeles, Riverside, San Bernardino, Barstow, Las Vegas, Lund, Milford, Lynn, Salt Lake City, Ogden, Pocatello, Blackfoot, Idaho Falls, Dubois, Spencer, Lima, Red Rock, Dillon, Melrose, Silver Bow, and Butte (M.S.T.).

NO. 6-33; 36-5—BUTTE SPECIAL—DAILY

No. 6-5 Los Angeles - Salt Lake City; No. 35-36 Salt Lake City - Butte. Sleeping Car-Snack Bar... Salt Lake City - Butte—4 Sec., 6 Rmte., 4 Dbl. Bdrm. Snack and beverage service. Salt Lake City—Idaho Falls—10 Rmte., 6 Dbl. Bdrms. (operates only during summer season, June 11 through August 27). Sets out for occupancy at Idaho Falls until 6:30 A.M. inbound, 9:30 P.M. outbound. Reclining Seat Coaches... Los Angeles - Salt Lake City—not reserved. Salt Lake City - Butte—not reserved. Salt Lake City - Portland—not reserved. (No. 11 - 12 Pocatello - Portland). Salt Lake City—Idaho Falls—not reserved; (operates only during summer season, June 11 through August 27). Sets out for occupancy at Idaho Falls at 6:30 A.M. inbound, 9:30 P.M. outbound. Buffet-Lounge Car... Las Vegas - Salt Lake City—cafeteria meal service, snacks and beverages.

Footnotes for Page 12 (f) Stops only on signal. These motor buses operate only during Yellowstone-Grand Teton National Parks season, June 13 through August 28. (C.S.T.) Central standard time. (M.S.T.) Mountain standard time. (P.S.T.) Pacific standard time. Time from 12.01 midnight to 12.00 noon shown in light face type. Time from 12.01 noon to 12.00 midnight shown in heavy face type.

FOR BUSINESS OR PLEASURE RELAX ON A TRAIN— RENT A CAR — AVIS OR HERTZ AT YOUR DESTINATION

LOS ANGELES—SPOKANE—PORTLAND Via Shoshone(SUNVALLEY)—Boise—Nampa

Table R Condensed Schedules All Trains Daily. Includes routes for Los Angeles (P.S.T.), East Los Angeles, Las Vegas (P.T.), Salt Lake City (M.S.T.), Ogden, Green River, Green River, Pocatello, Shoshone, Nampa, Huntington (M.S.T.), Huntington (P.S.T.), Baker, La Grande, Pendleton, Hinkle, Pendleton, Hinkle, Wallula, Spokane (P.S.T.), Hinkle, and Portland (P.S.T.).

Equipment for Table R NO. 104-105-(Bus)—CITIES OF LOS ANGELES—PORTLAND—DAILY. No. 104 to Green River; No. 105 to Portland; (Bus, Pendleton to Spokane). See Tables A, D and U for equipment. NO. 106-(19)-103—CITIES OF PORTLAND—LOS ANGELES—DAILY. No. 106 to Green River; (No. 19 Spokane to Hinkle); No. 103 to Los Angeles. See Tables A, D and U for equipment. NO. 6-35-11—DAILY. No. 6 to Salt Lake City, No. 35 to Pocatello, No. 11 to Shoshone. See Table O for equipment. NO. 12-36-5—DAILY. No. 12 to Pocatello; No. 36 to Salt Lake City; No. 5 to Los Angeles. See Table O for equipment.

SALT LAKE CITY—BOISE—PORTLAND—SEATTLE

Table T Condensed Schedules All Trains Daily. Includes routes for Salt Lake City (M.S.T.), Ogden, Green River, Green River, Pocatello, Minidoka, Shoshone, Sun Valley, Shoshone, Boise, Nampa, Huntington (M.S.T.), Huntington (P.S.T.), Baker, La Grande, Pendleton, The Dalles, Portland, Tacoma, and Seattle (P.S.T.).

Equipment for Table T NO. 104-105-457—CITIES OF LOS ANGELES—PORTLAND—DAILY. No. 104 to Green River; No. 105 to Portland; No. 457 to Seattle. See Tables A and D for equipment. NO. 460-106-103—CITIES OF PORTLAND—LOS ANGELES—DAILY. No. 460 to Portland, No. 106 to Green River; No. 103 to Salt Lake City. See Tables A and D for equipment. NO. 35-11—DAILY. Reclining Seat Coaches... Salt Lake City to Portland. NO. 12-36—DAILY. Reclining Seat Coaches... Portland to Salt Lake City.

CHICAGO—OMAHA—DENVER—SPOKANE Walla Walla—Lewiston—Moscow—Pullman

Table S Condensed Schedules All Trains Daily. Includes routes for Chicago (C.T.), Omaha (Un.on Pacific), North Platte (C.T.), North Platte (M.T.), Denver, Denver, Pocatello, Boise, Huntington (M. T.), Huntington (P.T.), Pendleton, Hinkle, Spokane, Pendleton, Hinkle, Moscow, and Pullman.

Equipment for Table S NO. 105—Domliner CITY OF PORTLAND—DAILY. No. 105 to Pendleton; Bus to Spokane. Dome Lounge Car... Chicago to Pendleton. Streamlined Sleeping Cars Chicago to Pendleton—Bedrooms, Roomettes. Reclining Seat Coaches... Chicago to Pendleton (leg rest seats—all reserved). Dome Coach... Chicago to Pendleton—36 leg rest seats reserved; dome seats not reserved. Dome Dining Car... Chicago to Pendleton—club and a la carte service. Buffet-Lounge Car... Chicago to Pendleton—Cafeteria meal service, snacks and beverages. (Operates approx. June 15 to Sept. 2nd). NO. 19—SPOKANE TO HINKLE—DAILY. Reclining Seat Coaches... Spokane to Hinkle (seats not reserved). NO. 106—Domliner CITY OF PORTLAND—DAILY. No. 19 to Hinkle; No. 106 to Chicago. Dome Lounge Car... Hinkle to Chicago. Streamlined Sleeping Cars Hinkle to Chicago—Bedrooms, Roomettes. Reclining Seat Coaches... Hinkle to Chicago (leg rest seats—all reserved). Dome Coach... Hinkle to Chicago—36 leg rest seats reserved; dome seats not reserved. Dome Dining Car... Hinkle to Chicago—club and a la carte service. Coffee Shop-Lounge Car... Hinkle to Chicago—Moderately priced meals and lounge for coach passengers. (Operates approx. June 15 to Sept. 2).

Conditional stop; see Table 20 Motor Bus. This service is provided passengers arriving or departing Shoshone and holding proper tickets to and from Sun Valley. No bus service during period Sun Valley is closed Oct. 15 to Dec. 16 and Apr. 10 to May 1. (M.S.T.) Mountain Standard time. Via Western Greyhound Bus north of Pendleton, rail tickets honored. (C.T.) Central time. (M.T.) Mountain time. (P.T.) Pacific time. Time from 12.01 midnight to 12.00 noon shown in light face type. Time from 12.01 noon to 12.00 midnight shown in heavy face type.

PORTLAND — HINKLE — SPOKANE

Table U: All Trains Daily - Pacific Standard Time. Schedule for 18-Bus, 19-11, and 10-00 services between Portland, Hinkle, Wallula, Ayer, Marengo, Cheney, and Spokane.

PORTLAND, TACOMA AND SEATTLE

Table W: All Trains Daily. Schedule for 459, 407, 457, 460, 408, and 458 services between Portland, Tacoma, and Seattle.

THREE Dome Cars on the "CITY OF DENVER"



OVERNIGHT between CHICAGO-DENVER

The "City of Denver" features the only Dome dining car between Chicago and Denver. In addition, there's a Dome lounge car and a Dome coach. Pullman equipment is the finest and reserved coach seats have stretch-out leg rests.

UNION PACIFIC RAILROAD

BAGGAGE ALLOWANCE-150 POUNDS

One hundred and fifty (150) pounds of baggage may be checked to destination on each full fare ticket, 75 pounds for each half-fare ticket for only 25 cents for each hand bag, 50 cents for each trunk.

Arrives, departs Seattle Union Depot. Arrives, departs Seattle King Street Station. Rail station is at Kelso. There is bus service between Kelso and Longview every 20 minutes. Motor Bus, Rail tickets honored.

Equipment for Table U

NO. 18-BUS-SPOKANE-DAILY. No. 18 to Pendleton; Bus to Spokane. Reclining Seat Coaches... Portland to Pendleton. (Not reserved). NO. 19-11-SPOKANE-DAILY. No. 19 to Hinkle; No. 11 to Portland. Reclining Seat Coaches... Spokane to Hinkle; Hinkle to Portland. (Not reserved).

Equipment for Table W NORTHBOUND

NO. 457-DAILY. Club-Lounge Car... Portland to Seattle. Reclining Seat Coaches... Portland to Seattle (not reserved). Dining Car... Portland to Seattle.

NO. 407-DAILY. Parlor Car... Portland to Seattle (R. R. Owned). Reclining Seat Coaches... Portland to Seattle. Buffet-Dining Car... Serving cafeteria style meals enroute.

NO. 459-DAILY. Reclining Seat Coaches... Portland to Seattle. Sandwich Service... Portland to Seattle.

NO. 460-DAILY. Reclining Seat Coaches... Seattle to Portland. Sandwich Service... Seattle to Portland.

NO. 408-DAILY. Parlor Car... Seattle to Portland (R. R. Owned). Reclining Seat Coaches... Seattle to Portland. Buffet-Dining Car... Serving cafeteria style meals enroute.


NO. 458-DAILY. Club-Lounge Car... Seattle to Portland. Reclining Seat Coaches... Seattle to Portland (not reserved). Dining Car... Seattle to Portland.

SOUTHBOUND

Rail Travel Credit Cards

Now any person or company with proper credit may arrange for a convenient Charge-it Card. They are good on Union Pacific and many other railroads; can be used not only for rail and sleeping car tickets, but for services in dining cars and club lounge cars, if latter not prohibited by State law.

Call R.E.A EXPRESS FOR EAGER-BEAVER SERVICE



Chicago and Omaha to Colorado, Utah, California and Pacific Northwest

WESTBOUND-Read Down and EASTBOUND-Read Up. Table No. 1: The Overland Route. Detailed schedule for routes between Chicago, Omaha, Denver, and various western destinations.

Railroad Transfer Service PASSENGERS-BAGGAGE CHICAGO, ILL. THERE IS NO EXTRA CHARGE

FOR TRANSFERRING BETWEEN CHICAGO STATIONS The transfer coupon on your through ticket entitles you to a transfer of luggage and a comfortable ride in a railroad transfer service temperature

controlled coach from your incoming Chicago train to your outgoing station at no cost. SPECIAL LUGGAGE SERVICE If you have three hours or more between trains, you can give your luggage to the railroad

transfer service agent upon arrival, before boarding coaches, and pick it up at the parcel room of the outgoing station. The charge will be the usual parcel room checking fee, plus 25 cents.

Chicago and Omaha to Colorado, Utah, California and Pacific Northwest

Table No. 2 The Overland Route. WESTBOUND—Read Down and EASTBOUND—Read Up. Includes columns for DOME-LINER City of, The Challenger, Train, and MILES. Lists routes from Chicago and Omaha to San Francisco, Los Angeles, and Portland.

For Complete Schedules, Ogden—Los Angeles, see Table 3; Green River—Portland, Table 20; Ogden—San Francisco, Table 14; Denver—Kansas City—St. Louis, Tables 24 and 30.

Footnotes for Tables 1 and 2. A-C: Stops to take or let off paying passengers. D-M: Stops to let off revenue passengers. Includes notes on baggage handling and limited handling of checked baggage.

Between Chicago, Omaha, Denver, Ogden, Salt Lake City and Los Angeles

Table No. 3 The Overland Route. WESTBOUND—Read Down and EASTBOUND—Read Up. Includes columns for DOME-LINER City of, The Challenger, Train, and MILES. Lists routes between Chicago, Omaha, Denver, Ogden, Salt Lake City, and Los Angeles.

Footnotes for Table 3. * Operates daily June 11 thru Sept. 10 only. Motor bus connections with main line trains at East Los Angeles. Limited handling of checked baggage on these trains; consult agent.

Low Family Fares in effect daily. Good in sleeping cars and coaches. For equipment, see pages 6 to 14, inclusive.

UNION PACIFIC offers stopover privileges at fabulous LAS VEGAS enroute to and from Southern California via the DOMELINERS CITY OF LOS ANGELES THE CHALLENGER CITY OF ST. LOUIS

Between Chicago, Omaha, Denver, Ogden, Salt Lake City and Los Angeles

Table No. 3 (Continued) The Overland Route Pacific Standard Time. WESTBOUND—Read Down and EASTBOUND—Read Up. Includes train numbers, departure times, and station names like Las Vegas, Chicago, Omaha, Denver, Ogden, Salt Lake City, and Los Angeles.

See tables 7, 8 and 9 on this page, for more complete motor bus schedules to and from East Los Angeles.

Salt Lake City — Provo — Lyndyl. Table No. 5 Mountain Standard Time. Includes train numbers, departure times, and station names like Salt Lake City, Provo, and Lyndyl.

East Los Angeles — Pasadena — Glendale. Table No. 7 Pacific Time. Includes motor bus numbers, departure times, and station names like East Los Angeles, Pasadena, and Glendale.

East Los Angeles — Long Beach — San Pedro. Table No. 8 Pacific Time. Includes motor bus numbers, departure times, and station names like East Los Angeles, Long Beach, and San Pedro.

East Los Angeles — Whittier — Anaheim. Table No. 9 Pacific Time. Includes motor bus numbers, departure times, and station names like East Los Angeles, Whittier, and Anaheim.

Salt Lake City—Lund—Cedar City—Los Angeles. Table No. 6 Mountain Standard Time. Includes bus numbers, departure times, and station names like Salt Lake City, Lund, Cedar City, and Los Angeles.

Las Vegas—Boulder City—Hoover Dam—Lake Mead. Table No. 10 Pacific Time. Includes bus numbers, departure times, and station names like Las Vegas, Boulder City, Hoover Dam, and Lake Mead.

Las Vegas—Phoenix—Tucson (Las Vegas—Tonopah—Reno Stage Line). Table No. 11. Includes bus numbers, departure times, and station names like Las Vegas, Phoenix, and Tucson.

Local freight with caboose for passengers. Motor bus between Lund and Cedar City, gateway to Zion, Bryce Canyon, Grand Canyon National Parks. Operates Only During Park Season, June 11 - Sept. 14. Local freight with caboose for passengers operates from Provo 11 A.M. Mon., Wed., Fri., and from Lyndyl 11 A.M. Tue., Thu., Sat.

For equipment, see pages 6 to 14 inclusive.

For explanation of reference marks in table 3, see page 17; in tables 5 to 11, see top of this page.

Chicago, Omaha, Ogden and San Francisco

Table No. 14 The Overland Route. WESTBOUND Read Down and EASTBOUND Read Up. Includes train numbers, departure times, and station names like Chicago, Omaha, Ogden, and San Francisco.

(f) Stops only on signal. Via Cut-off; not via Cheyenne. Limited handling of checked baggage on these trains; consult agent. Between Omaha and Laramie Nos. 27 and 28 carry only a rider coach for passengers; no dining car; no sleeping car. Coach seat reservation charge between Laramie and San Francisco. Leaves and arrives from Third Street station. Mileage shown on mile posts is from Council Bluffs. See General Information, page 2. See page 26 for motor bus connections with U. P. trains at Omaha, Fremont, Columbus and Grand Island.

Chicago, Omaha and Denver

Table No. 17 The Overland Route All Trains Daily. WESTBOUND—Read Down and EASTBOUND—Read Up. Includes train numbers, departure times, and station names like Chicago, Omaha, and Denver.

(C.S.T.) Central standard time. (M.S.T.) Mountain standard time. (P.S.T.) Pacific standard time.

Between Chicago, Omaha and Spokane, Portland, Tacoma and Seattle

Table No. 20 The Overland Route. WESTBOUND-Read Down and EASTBOUND-Read Up. Includes stations like Chicago, Omaha, St. Louis, Denver, Cheyenne, and Spokane.

Footnotes for Pages 20 and 21

Motor bus. This service is provided passengers arriving or departing Shoshone and holding proper tickets to and from Sun Valley, Idaho. Idaho Falls, Idaho is rail gateway to Yellowstone and Grand Teton National Parks...

Between Chicago, Omaha and Spokane, Portland, Tacoma and Seattle

Table No. 20 (Continued) The Overland Route. WESTBOUND-Read Down and EASTBOUND-Read Up. Includes stations like Huntington, Pendleton, Spokane, and Portland.

Footnotes for Pages 20 and 21


Bus from Pendleton. Stops to let off paying passengers from Vancouver and beyond; also to take for points beyond Seattle. Stops to let off paying passengers from Spokane and East.

Between Portland, Tacoma and Seattle

Table No. 20A Continued Pacific Standard Time. Includes stations like Portland, Vancouver, Kelso, Longview, Castle Rock, and Seattle.

Portland-Olympia-Aberdeen-Hoquiam

Table No. 21 (Pacific Standard Time). Includes stations like Portland, East Olympia, Tumwater, Olympia, Montessano, Aberdeen, and Hoquiam.



St. Louis, Kansas City, and Denver

Table No. 24 The Overland Route. WESTBOUND Read Down and EASTBOUND Read UP. Includes routes to St. Louis, Kansas City, and Denver with departure and arrival times.

Denver, Cheyenne and Salt Lake City

Table No. 30 The Overland Route. WESTBOUND Read Down and EASTBOUND Read UP. Includes routes to Denver, Cheyenne, and Salt Lake City with departure and arrival times.

Distance between Denver and Salt Lake City via cut-off is 613 miles; via Cheyenne is 625 miles.

Solomon - Beloit and Kansas City - Salina Plainville - Oakley. Table No. 26 and Table No. 28. Includes routes between these cities with departure and arrival times.

Kansas City - Salina McPherson. Table No. 27. Includes routes between Kansas City and Salina with departure and arrival times.

Echo - Coalville - Park City. Table No. 32. Includes routes between Echo, Coalville, and Park City with departure and arrival times.

Laramie - Centennial - Walden. Table No. 33 and Table No. 34. Includes routes between Laramie, Centennial, Walden, and other locations with departure and arrival times.

Denver - La Salle - Greeley - Ft. Collins

Table No. 31. (F. W. G.—Daily Bus Service—Colorado Motor Way—Daily Bus Rail Tickets Honored). Includes routes between Denver, La Salle, Greeley, and Ft. Collins with departure and arrival times.

Salt Lake City, Ogden, Pocatello, Idaho Falls and Butte

Table No. 36 The Overland Route. WESTBOUND Read Down and EASTBOUND Read UP. Includes routes to Salt Lake City, Ogden, Pocatello, Idaho Falls, and Butte with departure and arrival times.

Footnotes for Pages 22 and 23. A Stops to take on or to let off paying passengers. B Stops to take paying passengers for Denver and beyond. C Stops to let off paying passengers from Denver and beyond. D Stops to take paying passengers for Salina or beyond. E Stops to let off paying passengers; also to take for Idaho Falls or beyond. H Stops to take paying passengers; also let off from Idaho Falls or beyond. J Stops to let off paying passengers from Granger or beyond, also to take paying passengers for Denver or beyond. K Freight service only. N Stops to let off paying passengers from Topeka, Lawrence and Kansas City or beyond; also to take for Denver or beyond. O Stops to let off paying passengers from Denver or beyond; also to take for Kansas City or beyond. R Stops to take paying passengers for Denver or beyond; also to let off paying passengers from Salina and east thereof. T Stops to let off paying passengers from Denver and beyond; also to take for Salina and east thereof where train is scheduled to stop.

Cache Junction - Logan - Preston

Table No. 37. Includes routes to Cache Junction, Logan, and Preston with departure and arrival times.

Salt Lake - Idaho Falls - Yellowstone (Summer Season)

Table No. 39. Includes routes to Salt Lake, Idaho Falls, and Yellowstone with departure and arrival times.

Salt Lake - Idaho Falls - Victor - Grand Teton (Summer Season)

Table No. 40. Includes routes to Salt Lake, Idaho Falls, Victor, and Grand Teton with departure and arrival times.

Footnotes for Pages 22 and 23. W Conditional stop; see table 2. X Stops to let off paying passengers from Denver and beyond; also to take for Topeka, and for Kansas City and beyond. Z Stops to let off paying passengers from east of Denver; also to take for Laramie or scheduled stops beyond. (f) Stops only on signal. † Daily except Sunday. * Daily. ◇ Via cut-off; not via Cheyenne. □ Mixed train. # No. 105 stops to take paying passengers for Pocatello or beyond. + Checked baggage not handled to or from station at Kansas City, Kans. * Nos. 35 and 36 carry set out sleeper and coaches between Salt Lake City and Idaho Falls during Park season—June 12 through August 28. Occupancy inbound until 6:30 A.M., outbound at 9:30 P.M. • Local freight with caboose only. ♦ Connecting motor bus between Idaho Falls and Old Faithful for passengers holding Yellowstone Park tour transportation only. Breakfast stop at Flamingo Inn, Idaho Falls on inbound trip. ○ Connecting motor bus between Idaho Falls and Jackson Lake Lodge for passengers holding Grand Teton Park tour transportation. Breakfast stop at Flamingo Inn, Idaho Falls on inbound trip.

Union Pacific Branch Lines

Omaha-No. Platte-So. Torrington

Table with columns for Mixed, Mls., Table No. 42, and Mixed. Includes routes like Omaha Neb. Ar and Mountain Time.

Kearney — Stapleton

Table with columns for Mixed, Mls., Table No. 43, and Mixed. Includes routes like Kearney 1 Neb. Ar and Riverdale.

Columbus — Norfolk

Table with columns for Table No. 44, Central Time, and routes like Columbus Neb. Ar and Oconee.

Central City—Valparaiso

Table with columns for Mls., Table No. 45, and Central Time. Includes routes like Cent'l City Neb. Ar and Heber.

Columbus — Spalding

Table with columns for Mixed, Mls., Table No. 46, and Mixed. Includes routes like Columbus Neb. Ar and Oconee.

Columbus — Albion

Table with columns for Mixed, Mls., Table No. 47, and Mixed. Includes routes like Columbus Neb. Ar and Oconee.

Grand Island — Ord

Table with columns for Mls., Table No. 48, and Central Time. Includes routes like Gr. Island Neb. Ar and St. Liberty.

Grand Island—Loup City

Table with columns for Mls., Table No. 49, and Central Time. Includes routes like Gr. Island Neb. Ar and St. Paul.

Lawrence — Leavenworth

Table with columns for Mls., Table No. 50, and Central Time. Includes routes like Lawrence Kan. Ar and Tonganoxie.

Columbus — Norfolk

Table with columns for Table No. 44, Central Time, and routes like Columbus Neb. Ar and Oconee.

SHIP and TRAVEL UNION PACIFIC

Topeka — Marysville—Grand Island

Table with columns for Mls., Table No. 52, and Central Time. Includes routes like Topeka Kan. Ar and Emmett.

St. Joseph — Marysville

Table with columns for Mls., Table No. 53, and Central Time. Includes routes like St. Joseph Mo. Ar and Wathena.

Blackfoot — Aberdeen—Mackay

Table with columns for Mls., Table No. 56, and Mountain Time. Includes routes like Blackfoot 36 Ar and Moreland.

Idaho Falls—Orvin—St. Anthony

Table with columns for Mls., Table No. 57, and Mountain Time. Includes routes like Idaho Falls Ar and Orvin.

Idaho Falls—Ucon — St. Anthony

Table with columns for Mls., Table No. 58, and Mountain Time. Includes routes like Idaho Falls Ida. Ar and Ucon.

Minidoka — Rupert — Bliss

Table with columns for Mixed, Bus-Mixed, and Table No. 61. Includes routes like Minidoka Ida. Ar and Acequia.

Nyssa — Homedale — Marsing

Table with columns for Mls., Table No. 64, and Mountain Time. Includes routes like Nyssa Ore. Ar and Overstreet.

Idaho Falls—Ucon — St. Anthony

Table with columns for Mls., Table No. 58, and Mountain Time. Includes routes like Idaho Falls Ida. Ar and Ucon.

Minidoka — Twin Falls — Buhl — Wells

Table with columns for Mixed, Bus-Mixed, and Table No. 60. Includes routes like Salt Lake Utah Ar and Pocatello.

Caldwell — Wilder

Table with columns for Mls., Table No. 68, and Mountain Time. Includes routes like Caldwell 20 Ida. Ar and Greenleaf.

Shoshone — Ketchum — Sun Valley

Table with columns for Mls., Table No. 69, and Mountain Time. Includes routes like Shoshone 20 Ida. Ar and Richfield.

Ontario — Vale — Crane and Burns

Table with columns for Mls., Table No. 70, and Mountain Time. Includes routes like Ontario Ore. Ar and Cairo.

Burley — Declo

Table with columns for Mls., Table No. 62, and Mountain Time. Includes routes like Burley Ida. Ar and Declo.

Nyssa — Homedale — Marsing

Table with columns for Mls., Table No. 64, and Mountain Time. Includes routes like Nyssa Ore. Ar and Overstreet.

Richfield — Hill City

Table with columns for Mls., Table No. 65, and Mountain Time. Includes routes like Shoshone 20 Ida. Ar and Richfield.

Nampa — Emmett — McCall

Table with columns for Mls., Table No. 67, and Mountain Time. Includes routes like Nampa 20 Ar and Fischer.

Caldwell — Wilder

Table with columns for Mls., Table No. 68, and Mountain Time. Includes routes like Caldwell 20 Ida. Ar and Greenleaf.

Shoshone — Ketchum — Sun Valley

Table with columns for Mls., Table No. 69, and Mountain Time. Includes routes like Shoshone 20 Ida. Ar and Richfield.

Ontario — Vale — Crane and Burns

Table with columns for Mls., Table No. 70, and Mountain Time. Includes routes like Ontario Ore. Ar and Cairo.

Burley — Declo

Table with columns for Mls., Table No. 62, and Mountain Time. Includes routes like Burley Ida. Ar and Declo.

Nyssa — Homedale — Marsing

Table with columns for Mls., Table No. 64, and Mountain Time. Includes routes like Nyssa Ore. Ar and Overstreet.

Union Pacific Branch Lines

Payette—Emmett

Table with columns for Mls., Table No. 71, and Mountain Time. Includes routes like Payette 20 Ida. Ar and Fruitland.

Portland — La Grande — Joseph

Table with columns for Mls., Table No. 72, and Pacific Time. Includes routes like Portland Ore. Ar and La Grande.

Weiser — New Meadows

Table with columns for Mls., Table No. 73, and Mountain Time. Includes routes like Weiser 20 Ida. Ar and Presley.

Portland — Spokane *

Table with columns for 20 Daily, Mls., Table No. 74, and 19-11 Daily. Includes routes like Portland Ore. Ar and Hood River.

Walla Walla — Wallula

Table with columns for Mls., Table No. 75, and Pacific Time. Includes routes like Walla Walla Wn. Ar and Garrett.

Ayer — Spokane*

Table with columns for Mls., Table No. 76, and Pacific Time. Includes routes like Ayer Wash. Ar and Hooper Jct.

Portland — La Grande — Joseph

Table with columns for Mls., Table No. 72, and Pacific Time. Includes routes like Portland Ore. Ar and La Grande.

Weiser — New Meadows

Table with columns for Mls., Table No. 73, and Mountain Time. Includes routes like Weiser 20 Ida. Ar and Presley.

Portland — Spokane *

Table with columns for 20 Daily, Mls., Table No. 74, and 19-11 Daily. Includes routes like Portland Ore. Ar and Hood River.

Walla Walla — Wallula

Table with columns for Mls., Table No. 75, and Pacific Time. Includes routes like Walla Walla Wn. Ar and Garrett.

Hinkle — Yakima*

Table with columns for Mls., Table No. 78, and Pacific Time. Includes routes like Hinkle Ore. Ar and Wallula Wash. Lv.

Portland — La Grande — Joseph

Table with columns for Mls., Table No. 72, and Pacific Time. Includes routes like Portland Ore. Ar and La Grande.

Weiser — New Meadows

Table with columns for Mls., Table No. 73, and Mountain Time. Includes routes like Weiser 20 Ida. Ar and Presley.

Portland — Spokane *

Table with columns for 20 Daily, Mls., Table No. 74, and 19-11 Daily. Includes routes like Portland Ore. Ar and Hood River.

Walla Walla — Wallula

Table with columns for Mls., Table No. 75, and Pacific Time. Includes routes like Walla Walla Wn. Ar and Garrett.

Ayer — Lewiston*

Table with columns for Mls., Table No. 77, and Pacific Time. Includes routes like Ayer Ar and Riparia.

Portland — Spokane *

Table with columns for 20 Daily, Mls., Table No. 74, and 19-11 Daily. Includes routes like Portland Ore. Ar and Hood River.

Walla Walla — Wallula

Table with columns for Mls., Table No. 75, and Pacific Time. Includes routes like Walla Walla Wn. Ar and Garrett.

* Daily. † Sunday only. ‡ Daily except Sundays and Holidays. †† Northwest Greyhound Lines daily bus—Rail tickets honored. ‡‡ Rail tickets between Hastings and Grand Island honored on Yellow Diamond Lines buses. See table No. 90.

Low Family Fares in effect daily. Good in sleeping cars and coaches. ††† Daily except Sunday. †††† On days livestock is to be carried, train No. 82 runs about one-half hour later than schedule shown. ††††† Stops on signal.

Footnotes for Page 25. * See Page 26 for bus service. Rail tickets honored. † Daily except Sunday. C Stops to let off paying passengers from Hinkle or beyond. K Freight service only. Time from 12:01 midnight to 12:00 noon shown in light face type. Time from 12:01 noon to 12:00 midnight shown in heavy face type. Figures opposite junction points refer to tables showing diverging trains.

When Away From Home...

... remember this symbol of help for all travelers and newcomers in trouble. You will find the Travelers Aid lamp in all major rail terminals. Travelers Aid is a social service supported by voluntary contributions through Community Chests and United Funds.



Along the UNION PACIFIC route Travelers Aid is in — Kansas City Chicago Denver Long Beach Spokane Omaha Los Angeles St. Louis Salt Lake City

Connecting Bus Service

Table No. 79 (Pacific Time) Spokane - Kellogg - Wallace. Buses are on Mountain Time at Kellogg-Wardner, Osburn and Wallace.

Table No. 84 (Pacific Time) Pendleton - Walla Walla - Lewiston - Pullman - Moscow - Colfax - Spokane.

Table No. 84a (Pacific Time) Pendleton - Walla Walla - Yakima. U.P. Train 11, 105, 17, 106, 18.

Table No. 88 (Central Time) Fremont - Lincoln. Table No. 89 (Central Time) Columbus - Lincoln.

Table No. 86 (Pacific Time) The Dalles - Bend. Motor Bus No. 2, 14, 13, 15.

Table No. 90 (Central Time) Grand Island - Hastings. Via Yellow Diamond Lines - Rail Tickets Honored.

Table No. 91 (Central Time) Lincoln - Omaha (Rail Tickets Honored).

Table No. 92 (Central Time) Columbus - Norfolk. Motor Bus Daily.

Table No. 93 (Mountain Standard Time) Denver - Cheyenne. Motor Bus Daily.

Footnotes for Page 26. Center Service Bus Lines, Western Greyhound Lines, Empire Lines, Pacific Trailways, Capitol Stages, Southwestern Greyhound. (Rail tickets honored on above bus lines.)

Connections at Omaha

Table showing bus connections at Omaha. Routes include C. M. St. P. & P., C. B. & Q., and C. R. I. & P.

Connections at Kansas City

Table showing bus connections at Kansas City. Routes include A. T. & S. F., Frisco Lines, K. C. S., and C. R. I. & P.

Connections at Denver

Table showing bus connections at Denver. Routes include D & R G W, S Fe 27, C&S 7, and C&S 2.

Connections at Portland

Table showing bus connections at Portland. Routes include Southern Pacific and Cascade Daily.

Connections at Seattle

Table showing bus connections at Seattle. Routes include Great Northern and Western Pacific.

Connections at Spokane & Butte

Table showing bus connections at Spokane & Butte. Routes include N. P. and Bus-1.

Connections at Salt Lake City

Table showing bus connections at Salt Lake City. Routes include Western Pacific and Utah.

BUS SERVICE-LOS ANGELES-SAN DIEGO

Table showing bus service between Los Angeles and San Diego. Routes include Los Angeles (Bus Depot) and San Diego.

Connections Los Angeles and San Francisco (Pacific Standard Time)

Table showing bus connections between Los Angeles and San Francisco. Routes include A. T. & S. F., Southern Pacific, and Southern Pacific Via Valley Line.



RESERVED COACH SEAT CHARGES

"THE CHALLENGER" — "CITY OF LOS ANGELES" — "CITY OF SAN FRANCISCO"

BETWEEN	Chicago, Ill.	Savanna, Ill.	Perry, Ia.	Omaha, Nebr.	Grand Island, Nebr.	North Platte, Nebr.	Sidney, Nebr.	Cheyenne, Wyo.	Rawlins, Wyo.	Ogden, Utah	Salt Lake City, Utah	Milford, Utah	Caliente, Nev.	Las Vegas, Nev.	Los Angeles, Cal.	Reno, Nev.	Sacramento, Cal.	San Francisco, Cal.
Chicago, Ill.		\$ 2	\$.75	\$.75	\$ 1.75	\$ 2.00	\$ 2.00	\$ 2.00	\$ 2.25	\$ 2.25	\$ 2.25	\$ 2.75	\$ 3.00	\$ 3.00	\$ 3.00	\$ 4.00	\$ 4.00	\$ 4.00
Savanna, Ill.	②		.75	.75	1.75	2.00	2.00	2.00	2.25	2.25	2.25	2.75	3.00	3.00	3.00	4.00	4.00	4.00
Perry, Iowa	.75	.75		.75	1.75	2.00	2.00	2.00	2.25	2.25	2.25	2.75	3.00	3.00	3.00	4.00	4.00	4.00
Omaha, Nebr.	.75	.75	.75		1.00	1.25	1.25	1.25	1.50	1.50	1.50	2.00	2.25	2.25	2.25	3.25	3.25	3.25
Grand Island, Nebr.	1.75	1.75	1.75	1.00		1.00	1.25	1.25	1.50	1.50	1.50	2.00	2.25	2.25	2.25	3.25	3.25	3.25
North Platte, Nebr.	2.00	2.00	2.00	1.25	1.00		1.00	1.25	1.25	1.50	1.50	2.00	2.25	2.25	2.25	3.25	3.25	3.25
Sidney, Nebr.	2.00	2.00	2.00	1.25	1.25	1.00		1.00	1.25	1.50	1.50	2.00	2.25	2.25	2.25	3.25	3.25	3.25
Cheyenne, Wyo.	2.00	2.00	2.00	1.25	1.25	1.25	1.00		1.00	1.50	1.50	1.75	2.00	2.00	2.00	3.00	3.00	3.00
Rawlins, Wyo.	2.25	2.25	2.25	1.50	1.50	1.25	1.25	1.00		1.25	1.25	1.75	1.75	2.00	2.00	3.00	3.00	3.00
Ogden, Utah	2.25	2.25	2.25	1.50	1.50	1.50	1.50	1.50	1.25		1.00	1.50	1.50	1.50	2.00	2.25	2.25	2.25
Salt Lake City, Utah	2.25	2.25	2.25	1.50	1.50	1.50	1.50	1.50	1.25	1.00		1.00	1.50	1.50	1.50			
Milford, Utah	2.75	2.75	2.75	2.00	2.00	2.00	2.00	1.75	1.75	1.50	1.00		1.00	1.25	1.50			
Caliente, Nev.	3.00	3.00	3.00	2.25	2.25	2.25	2.25	2.00	1.75	1.50	1.50	1.00		1.00	1.25			
Las Vegas, Nev.	3.00	3.00	3.00	2.25	2.25	2.25	2.25	2.00	2.00	1.50	1.50	1.25	1.00		1.00			
Los Angeles, Calif.	3.00	3.00	3.00	2.25	2.25	2.25	2.25	2.00	2.00	1.50	1.50	1.25	1.00	1.00				
Reno, Nev.	4.00	4.00	4.00	3.25	3.25	3.25	3.25	3.00	3.00	2.00						1.00	1.00	
Sacramento, Calif.	4.00	4.00	4.00	3.25	3.25	3.25	3.25	3.00	3.00	2.25						1.00		
San Francisco, Calif.	4.00	4.00	4.00	3.25	3.25	3.25	3.25	3.00	3.00	2.25						1.00		

"CITY OF ST. LOUIS" — "CITY OF ST. LOUIS-CITY OF SAN FRANCISCO"

BETWEEN	St. Louis, Mo.	Moberly, Mo.	Kansas City, Mo.	Topeka, Kan.	Manhattan, Kans.	Salina, Kan.	Oakley, Kans.	Denver, Colo.	Rawlins, Wyo.	Ogden, Utah	Salt Lake City, Utah	Milford, Utah	Caliente, Nev.	Las Vegas, Nev.	Los Angeles, Cal.	Reno, Nev.	Sacramento, Cal.	San Francisco, Cal.
St. Louis, Mo.	\$ 1	\$ 1	\$ 1	\$ 1.50	\$ 1.50	\$ 1.75	\$ 1.75	\$ 2.00	\$ 2.00	\$ 2.00	\$ 2.00	\$ 2.50	\$ 2.75	\$ 3.00	\$ 3.00	\$ 4.00	\$ 4.00	\$ 4.00
Moberly, Mo.	①		①	1.50	1.50	1.75	1.75	2.00	2.00	2.00	2.00	2.50	2.75	3.00	3.00	4.00	4.00	4.00
Kansas City, Mo.	①	①		1.00	1.00	1.00	1.25	1.50	1.50	1.50	1.50	2.00	2.00	2.25	2.25	3.25	3.25	3.25
Topeka, Kans.	1.50	1.50	1.00		1.00	1.00	1.00	1.50	1.50	1.50	1.50	2.00	2.00	2.25	2.25	3.00	3.00	3.00
Manhattan, Kans.	1.50	1.50	1.00	1.00		1.00	1.00	1.50	1.50	1.50	1.50	2.00	2.00	2.00	2.00	3.00	3.00	3.00
Salina, Kans.	1.75	1.75	1.00	1.00	1.00		1.00	1.50	1.50	1.50	1.50	2.00	2.00	2.00	2.00	3.00	3.00	3.00
Oakley, Kans.	1.75	1.75	1.25	1.00	1.00	1.00		1.25	1.50	1.50	1.50	2.00	2.00	2.00	2.00	3.00	3.00	3.00
Denver, Colo.	2.00	2.00	1.50	1.50	1.50	1.50	1.25		1.25	1.50	1.50	2.00	2.00	2.00	2.00	3.00	3.00	3.00
Rawlins, Wyo.	2.00	2.00	1.50	1.50	1.50	1.50	1.50	1.25		1.25	1.50	1.50	1.75	1.75	2.00	3.00	3.00	3.00
Ogden, Utah	2.00	2.00	1.50	1.50	1.50	1.50	1.50	1.50	1.25		1.00	1.50	1.50	1.50	1.50	2.00	2.25	2.25
Salt Lake City, Utah	2.00	2.00	1.50	1.50	1.50	1.50	1.50	1.50	1.25	1.00		1.00	1.50	1.50	1.50			
Milford, Utah	2.50	2.50	2.00	2.00	2.00	2.00	2.00	2.00	1.75	1.50	1.00		1.00	1.25	1.50			
Caliente, Nev.	2.75	2.50	2.00	2.00	2.00	2.00	2.00	2.00	1.75	1.50	1.00	1.00		1.00	1.25			
Las Vegas, Nev.	3.00	2.75	2.25	2.25	2.25	2.00	2.00	2.00	2.00	1.50	1.50	1.25	1.00		1.00			
Los Angeles, Calif.	3.00	3.00	2.25	2.25	2.25	2.00	2.00	2.00	2.00	1.50	1.50	1.25	1.00	1.00				
Reno, Nev.	4.00	4.00	3.25	3.00	3.00	3.00	3.00	3.00	3.00	2.00						1.00	1.00	
Sacramento, Calif.	4.00	4.00	3.25	3.00	3.00	3.00	3.00	3.00	3.00	2.25						1.00		
San Francisco, Calif.	4.00	4.00	3.25	3.00	3.00	3.00	3.00	3.00	3.00	2.25						1.00		

Each person occupying a seat, including children, must pay full Reserved Coach Seat Fare.

NO REFUND unless space released not later than:

- (a) 48 hours before departure if bought more than 48 hours in advance.
- (b) 24 hours before departure if bought 24 to 48 hours in advance.
- (c) 3 hours before departure if bought on day of departure.

Only exception is for missed connection due to delayed trains.

- ① Charge not applicable locally on N & W RY.
- ② Charge not applicable locally Chicago-Savanna, Ill. inclusive.

The Reserved Seat charge does not apply on trips made within the State of California.

UNION PACIFIC TRAINS USE THESE STATIONS

Boise, Idaho: Union Pacific Station.
Butte, Montana: Union Station.
Cheyenne, Wyo: Union Pacific Station.
Chicago, Illinois: Union Station, Canal Street and Jackson Boulevard.
Denver, Colorado: Union Station.
Kansas City, Mo: Union Station, Main Street and Union Station Plaza.
Los Angeles, Calif: Los Angeles Union Passenger Terminal.

East Los Angeles: Union Pacific Station.
Oakland, Calif: Southern Pacific 16th Street Station.
Ogden, Utah: Union Station.
Olympia, Wash: Union Pacific Station.
Omaha, Nebraska: Union Station, 10th and Marcy Streets.
Pendleton, Oregon: Union Pacific Station, Corner Main and Frazer Sts.

Pocatello, Idaho: Union Pacific Station.
Portland, Oregon: Union Station, Sixth and Johnson Streets.
Riverside, Calif: Union Pacific Station.
San Bernardino, Calif: Union Station.
San Francisco, Calif: Third and Townsend Station.
Salina, Kansas: Union Station.
Salt Lake City, Utah: Union Pacific Station.

Seattle, Wash: Union Station, 4th Avenue, South, and Jackson Street.
Spokane, Washington: Union Station.
St. Louis, Mo: Union Station, 18th and Market Streets.
Tacoma, Washington: Union Station.
Topeka, Kansas: Union Pacific Station, Railroad and North Jackson Streets.

ONE WAY RAIL FARES

The WESTBOUND fares shown herein are those in effect May 1, 1967 taken from latest available tariffs, and do not reflect any change in fares which may be authorized at a subsequent date. Fares are quoted as information only and are not to be used for selling purposes.

FROM	TO		Los Angeles, San Diego, Calif.		San Francisco, Calif.		Portland, Ore.		Seattle, Wash.		Spokane, Walla Walla, Wash.		Salt Lake City, Utah		Denver, Colo.		Boise, Ida.		Las Vegas, Nev.	
	CLASS		FIRST	COACH	FIRST	COACH	FIRST	COACH	FIRST	COACH	FIRST	COACH	FIRST	COACH	FIRST	COACH	FIRST	COACH	FIRST	COACH
Akron, Ohio (via B&O or E-LRR and Chicago)	\$111.04	\$82.64	\$111.04	\$82.64	\$108.23	\$80.41	\$108.23	\$80.41	\$96.04	\$70.82	\$83.12	\$60.66	\$65.43	\$46.71	\$94.77	\$68.81	\$100.49	\$74.33		
Albany, N. Y.	146.71	105.63	146.71	105.63	143.90	103.40	143.90	103.40	131.71	93.81	118.79	83.65	101.10	69.70	130.44	92.80	136.16	97.32		
Atlanta, Ga. (via Chicago)	104.64	78.52	104.64	78.52	111.98	86.69	112.61	87.15	100.41	77.53	81.38	62.15	63.26	48.27	93.00	71.67	98.75	75.82		
Atlanta, Ga. (via St. Louis or Kansas City)	92.32	72.02	99.85	77.97	111.98	86.69	112.61	87.15	100.41	77.53	81.38	62.15	63.26	48.27	93.00	71.67	90.07	70.26		
Baltimore, Md. (via B&O)	138.14	97.30	140.59	99.91	137.78	97.69	137.78	97.69	125.59	88.10	112.67	77.94	94.98	63.99	124.32	87.09	130.04	91.61		
Baltimore, Md. (via PennaRR)	142.76	103.14	142.76	103.14	139.95	100.91	139.95	100.91	127.76	91.32	114.84	81.16	97.15	67.21	126.49	90.31	132.21	94.83		
Birmingham, Ala. (via Chicago)	103.88	78.52	103.88	78.52	106.51	84.07	107.14	84.33	94.94	75.01	75.91	59.99	58.22	46.06	87.53	69.15	93.28	73.66		
Birmingham, Ala. (via St. Louis or Kansas City)	85.25	66.96	92.78	72.91	106.51	84.07	107.14	84.33	94.94	75.01	75.91	59.99	58.22	44.10	87.53	69.15	83.00	65.20		
Boston, Mass. (via Albany)	161.91	115.24	161.91	115.24	159.10	113.01	159.10	113.01	146.91	103.42	133.99	93.26	116.30	79.31	145.64	102.41	151.36	106.93		
Buffalo, N. Y. (via NYC)	125.24	92.31	125.24	92.31	122.43	90.08	122.43	90.08	110.24	80.49	97.32	70.33	94.98	66.38	108.97	79.48	114.69	84.00		
Charleston, W. Va.	117.25	86.13	117.25	86.13	118.64	88.25	118.64	88.25	106.45	78.66	93.23	67.21	75.12	62.97	104.86	76.36	110.60	80.88		
Chattanooga, Tenn. (via Chicago)	100.37	78.52	100.37	78.52	106.18	82.44	106.81	83.01	94.61	73.38	75.58	66.38	62.18	46.06	87.20	67.52	82.95	72.03		
Chattanooga, Tenn. (via St. Louis)	87.87	68.19	95.40	74.14	106.18	82.44	106.81	83.01	94.61	73.38	75.58	58.36	57.47	44.12	87.20	67.52	85.62	66.43		
Chicago, Ill.	85.56	67.39	85.56	67.39	82.76	65.16	82.76	65.16	70.56	55.57	57.64	45.41	39.96	31.46	69.29	54.56	75.01	59.08		
Cincinnati, Ohio (via NYC or PennaRR)	104.64	78.52	104.64	78.52	104.98	79.14	104.98	79.14	92.79	69.55	79.87	59.39	62.18	45.36	91.52	68.54	97.24	73.06		
Cleveland, Ohio (via NYC)	111.30	83.64	111.30	83.64	108.49	81.41	108.49	81.41	96.30	71.82	83.38	61.68	65.69	47.71	95.03	70.83	100.75	75.33		
Columbus, Ohio (via PennaRR)	109.31	82.32	109.31	82.32	106.50	80.09	106.50	80.09	94.31	70.50	81.39	60.34	63.70	46.39	93.04	69.43	98.76	74.01		
Columbia, S. C. (via Chicago)	104.64	79.76	106.68	85.71	120.75	92.87	121.38	93.43	109.18	83.81	92.21	68.79	74.09	56.01	103.83	77.95	102.46	78.00		
Denver, Colo.	52.68	41.48	52.68	41.48	53.44	42.06	60.50	47.62	63.44	42.06	22.76	17.92	34.48	27.13	40.13	31.59		
Des Moines, Iowa (via Omaha)	72.92	57.43	72.92	57.43	74.40	58.58	75.13	59.21	62.93	49.59	43.80	34.50	26.11	20.59	55.45	43.65	61.17	48.17		
Detroit, Mich. (via GT)	97.81	79.64	97.81	79.64	95.00	77.41	95.00	77.41	82.81	67.82	69.89	57.66	52.20	43.71	81.54	66.81	87.26	71.33		
Detroit, Mich. (via C&O)	103.50	80.24	103.50	80.24	104.98	79.14	104.98	79.14	92.79	69.55	79.48	58.26	61.37	44.31	91.11	67.41	96.85	71.93		
Detroit, Mich. (via NYC)	107.05	80.88	107.05	80.88	104.24	78.65	104.24	78.65	92.05	69.06	79.13	58.90	61.44	44.95	90.78	68.05	96.50	72.57		
Greensboro, N. C. #	106.49	81.47	114.02	87.42	122.17	93.87	122.80	94.43	110.60	84.81	94.20	69.79	76.09	57.40	105.82	78.95	104.24	79.71		
Hartford, Conn.	154.51	110.49	154.51	110.49	151.70	108.26	151.70	108.26	139.51	98.67	126.59	88.51	108.90	74.56	138.24	97.66	143.96	102.18		
Indianapolis, Ind. (via NYC or PennaRR)	97.33	73.92	97.33	73.92	96.71	73.91	96.71	73.91	84.52	64.32	71.60	54.16	53.91	40.21	83.25	63.31	88.97	67.83		
Jackson, Miss. (via Chicago)	102.34	80.58	102.34	80.58	102.98	81.09	109.39	83.14	93.19	73.52	88.24	69.80	70.57	55.98	93.19	73.52	102.34	80.58		
Jackson, Miss. (via St. Louis)	93.36	73.51	100.79	79.45	102.98	81.09	109.39	83.14	93.19	73.52	72.30	56.95	54.14	42.66	86.52	68.15	69.67	70.82		
Jacksonville, Fla. (via Chicago)	104.64	78.58	109.05	84.53	125.18	97.23	125.81	97.67	113.61	88.05	94.58	73.15	74.86	57.44	106.20	82.31	102.46	76.88		
Jacksonville, Fla. (via St. Louis or Kansas City)	101.52	78.58	109.05	84.53	125.18	97.23	125.81	97.67	113.61	88.05	94.58	73.15	74.86	57.44	106.20	82.31	99.27	76.88		
Kansas City, Mo.	67.86	53.45	67.86	53.45	76.16	60.06	76.16	60.06	63.96	50.45	45.67	35.97	24.65	19.43	57.34	45.14	63.04	49.64		
Knoxville, Tenn. (via Chicago)	104.64	78.52	104.64	78.52	108.37	84.02	109.00	84.58	96.80	74.96	80.40	59.94	62.29	47.64	92.02	69.10	97.77	73.61		
Knoxville, Tenn. (via St. Louis)	92.69	71.63	100.22	77.58	108.37	84.02	109.00	84.58	96.80	74.96	80.40	59.94	62.29	46.94	92.02	69.10	90.44	69.87		
Louisville, Ky. (via PRR via Chg. or St. L.)	100.37	75.43	100.37	75.43	105.61	79.74	105.61	79.74	93.42	70.15	76.35	56.51	58.24	42.27	87.98	65.66	93.72	70.18		
Memphis, Tenn. (via Chicago)	100.56	78.52	100.56	78.52	96.37	75.93	96.40	76.02	84.20	66.40	79.25	62.78	61.58	48.86	84.20	66.40	96.62	76.35		
Memphis, Tenn. (via St. Louis)	85.21	67.29	91.80	72.34	96.37	75.93	96.40	76.02	84.20	66.40	65.69	51.79	45.43	35.79	78.11	61.52	83.03	65.46		
Memphis, Tenn. (via Kansas City)	74.49	58.65	82.02	64.60	96.37	75.93	96.40	76.02	84.20	66.40	65.69	51.79	45.43	36.79	78.11	61.52	72.24	56.89		
Miami, Fla. #	117.08	89.70	124.61	95.65	140.70	108.35	141.37	108.79	129.17	99.17	110.14	84.27	90.42	68.56	121.76	93.43	114.83	88.00		
Milwaukee, Wis. (via Chicago)	88.85	70.23	88.85	70.23	86.04	68.00	86.04	68.00	73.85	58.41	60.93	48.25	43.24	34.30	72.58	57.40	78.30	61.82		
Minneapolis, Minn. (via Omaha)	83.39	65.67	83.39	65.67	76.01	59.86	76.01	59.86	76.01	59.86	55.68	43.86	36.59	28.83	65.92	51.89	73.05	67.54		
Minneapolis, Minn. (via Chicago)	95.86	75.51	95.86	75.51	98.45	77.55	98.45	77.55	86.26	67.96	69.29	54.62	50.19	39.56	79.53	62.84	86.66	68.29		
Montgomery, Ala. (via Chicago)	104.64	78.52	104.64	78.52	110.70	87.00	111.33	87.32	99.13	77.70	80.10	62.92	62.41	48.99	91.72	72.07	97.47	76.59		
Montgomery, Ala. (via St. Louis)	85.25	66.96	92.78	72.91	110.70	87.00	111.33	87.32	99.13	77.70	80.10	62.92	62.41	45.84	91.72	72.07	85.00	65.20		
Nashville, Tenn. (via Chicago)	100.27	77.86	100.27	77.86	97.46	77.80	100.29	78.36	88.09	68.74	72.35	55.88	58.22	46.06	83.99	65.05	89.72	69.55		
Nashville, Tenn. (via St. Louis)	84.68	66.95	92.21	71.88	99.66	77.80	100.29	78.36	88.09	68.74	69.06	53.72	50.95	39.48	80.68	62.85	83.00	65.20		
New Haven, Conn.	154.51	110.49	154.51	110.49	151.70	108.26	151.70	108.26	139.51	98.67	126.59	88.51	108.90	74.56	138.24	97.66	143.96	102.18		
New Orleans, La. (via Chicago)	102.34	80.58	102.34	80.58	102.98	81.09	109.40	86.20	97.10	76.58	91.10	70.83	78.29	61.97	97.10	76.58	102.34	80.58		
New Orleans, La. (via St. Louis)	93.36	73.51	102.34	80.58	102.98	81.09	109.40	86.20	97.10	76.58	72.30	56.95	54.14	42.66	86.52	68.15	89.67	70.62		
New Orleans, La. (via Kansas City)	78.62	61.92	85.66	67.59	102.98	81.09	109.40	86.20	97.10	76.58	72.30	56.95	54.14	42.66	86.50	68.15	77.98	61.42		
New York, N. Y. (via NYC or PennaRR)	152.94	109.55	152.94	109.55	150.13	107.32	150.13	107.32	137.94	97.73	125.02	87.17	107.33	73.62	136.67	96.72	142.39	101.24		
New York, N. Y. (E-LR RR from Hoboken)	150.61	106.10	150.61	106.10	147.80	103.87	147.80	103.87	135.61	94.28	122.69	84.12	105.00	70.17						

ROUND TRIP RAIL FARES — SIX MONTHS LIMIT

The WESTBOUND fares shown herein are those in effect May 1, 1967 taken from latest available tariffs, and do not reflect any change in fares which may be authorized at a subsequent date.
Fares are quoted as information only and are not to be used for selling purposes.

FROM	Los Angeles, San Diego Calif.		San Francisco Calif.		Las Vegas, Nev.		Portland, Ore.; Tacoma, Seattle, Wash.		Spokane, Walla Walla, Wn.; Lewiston, Ida.		Salt Lake City, Utah		Cedar City, Utah		Yellowstone Park Idaho Falls, Idaho		Sun Valley, Ida.		Denver, Colo.	
	CLASS	FARE	FIRST	COACH	FIRST	COACH	FIRST	COACH	FIRST	COACH	FIRST	COACH	FIRST	COACH	FIRST	COACH	FIRST	COACH	FIRST	COACH
Akron, Ohio (via B & O)	\$183.51	\$143.59	\$183.51	\$143.59	\$179.11	\$134.79	\$170.86	\$128.19	\$151.06	\$117.69	\$147.86	\$110.19	\$162.16	\$121.44	\$142.91	\$106.29	\$157.01	\$123.64	\$116.01	\$85.09
Albany, N. Y.	265.72	180.27	255.72	180.27	251.32	171.47	243.07	164.87	223.27	154.37	220.07	146.87	234.37	158.12	215.12	142.97	229.22	160.32	188.22	121.77
Atlanta, Ga. (via Chicago)	163.55	140.38	163.55	140.38	163.55	133.35	166.60	129.75	153.20	119.15	146.50	111.90	161.90	126.60	150.10	113.75	159.15	125.10	113.90	86.90
Atlanta, Ga. (via St. Louis)	163.30	137.40	163.30	137.40	163.30	133.35	166.60	129.75	153.20	119.15	146.50	111.90	161.90	126.60	150.10	113.75	159.15	125.10	113.90	86.90
Atlanta, Ga. (via Kansas City)	163.30	137.40	163.30	137.40	163.30	133.35	166.60	129.75	153.20	119.15	146.50	111.90	161.90	126.60	150.10	113.75	159.15	125.10	113.90	86.90
Baltimore, Md. (via B & O)	234.66	170.48	234.66	170.48	230.26	181.68	222.01	155.08	202.21	144.58	199.01	137.08	213.31	148.33	194.06	133.18	208.16	150.53	167.16	111.98
Baltimore, Md. (via PennaRR)	248.13	176.04	248.13	176.04	243.73	187.24	235.48	160.64	215.68	150.14	212.48	142.64	226.78	153.89	207.53	138.74	221.63	158.09	180.63	117.54
Birmingham, N. Y.	227.89	166.74	227.89	166.74	223.49	151.24	215.34	151.34	195.44	140.84	192.24	133.34	206.54	144.59	187.29	120.39	146.79	160.39	108.24	82.95
Birmingham, Ala. (via Chicago)	163.55	132.30	163.55	132.30	163.55	130.25	153.90	121.65	140.50	111.05	133.15	105.65	149.20	117.50	137.40	106.90	146.45	117.00	104.80	82.95
Birmingham, Ala. (via St. Louis or K C)	150.60	128.30	150.60	128.30	150.60	128.30	153.90	121.65	140.50	117.05	133.15	105.65	149.20	117.50	137.40	106.90	146.45	117.00	101.15	79.40
Boston, Mass. (via Albany)	286.12	199.49	286.12	199.49	281.72	190.69	273.47	184.09	253.67	173.59	250.47	166.09	264.71	177.34	245.52	162.19	259.62	179.54	218.62	140.99
Buffalo, N. Y. (via NYC)	214.97	157.67	214.97	157.67	210.57	148.87	202.32	142.27	182.52	131.77	179.32	124.27	193.62	135.52	174.37	120.37	188.47	137.72	147.47	99.17
Canton, Ohio	193.74	147.49	193.74	147.49	189.34	138.69	181.09	132.09	161.29	121.59	158.09	114.09	172.38	125.31	153.13	110.16	167.24	127.54	126.24	88.99
Charleston, W. Va.	183.74	150.50	183.74	150.50	183.74	143.25	190.81	135.85	175.35	125.25	168.81	118.65	189.51	138.27	172.01	125.10	181.30	131.20	136.21	93.05
Charlotte, N. C. (via Chicago or St. Louis)	193.74	151.65	183.35	151.65	183.35	147.55	187.50	143.40	174.15	132.80	165.75	122.95	181.80	138.05	165.50	124.20	180.10	138.05	133.05	100.55
Chattanooga, Tenn. (via Chicago)	163.55	132.30	163.55	132.30	163.55	129.65	158.10	122.30	144.60	111.70	136.05	105.05	155.35	120.15	140.50	106.30	150.55	117.65	111.95	82.95
Chattanooga, Tenn. (via Cinti & Chgo)	183.05	140.38	183.05	140.38	179.16	133.15	170.91	125.73	151.11	115.13	147.91	108.53	158.20	120.15	140.50	106.30	157.06	121.08	116.06	82.93
Chattanooga, Tenn. (via St. Louis)	156.05	131.40	156.05	131.40	156.05	129.65	158.10	122.30	144.60	111.70	136.05	105.05	155.35	120.15	140.50	106.30	150.55	117.65	103.45	79.45
Chicago, Ill.	139.45	115.15	139.45	115.15	139.45	106.35	126.80	99.75	107.00	89.25	103.80	81.75	118.10	93.00	98.85	77.80	112.95	95.20	71.95	56.65
Cincinnati, Ohio (via NYC or Penna)	189.94	145.73	189.94	145.73	189.94	133.13	170.91	125.73	151.11	115.13	147.91	108.53	162.21	120.12	142.96	104.97	157.06	121.08	116.06	82.93
Cleveland, Ohio (via NYC)	189.94	145.73	189.94	145.73	189.94	133.13	170.91	125.73	151.11	115.13	147.91	108.53	162.21	120.12	142.96	104.97	157.06	121.08	116.06	82.93
Columbus, Ohio (via Penna)	186.31	143.70	186.31	143.70	181.91	134.90	173.66	128.30	153.86	117.80	150.66	110.30	164.96	121.55	145.71	106.40	159.81	123.75	118.81	85.20
Columbia, S. C. (via Chicago or St. L)	182.90	151.35	182.90	151.35	182.90	148.60	186.10	143.70	173.30	133.10	166.00	123.85	181.40	139.90	169.60	125.25	179.85	139.05	133.40	100.85
Columbia, S. C. (via Cinti and Chgo)	183.05	151.35	183.05	151.35	183.05	148.60	186.10	143.70	173.30	133.10	166.00	123.85	181.40	139.90	169.60	125.25	179.85	139.05	133.40	100.85
Dallas, Tex. (via Kansas City)	121.55	101.30	121.55	101.30	121.55	96.10	126.60	99.75	119.80	98.50	90.75	71.45	110.00	86.55	107.45	84.60	113.50	90.65	63.00	49.60
Dallas, Tex. (via Denver)	101.95	87.80	116.95	96.55	101.95	87.80	126.60	99.75	119.80	98.50	90.75	71.45	104.30	86.55	107.45	84.60	113.50	90.65	63.00	49.60
Dayton, Ohio	132.55	112.05	132.55	112.05	124.10	96.30	120.95	99.75	106.40	89.25	91.00	71.70	113.60	89.45	94.35	74.30	109.15	87.25	59.20	46.65
Dayton, Ohio (via PennaRR)	179.55	140.12	179.55	140.12	175.15	131.32	166.90	117.50	147.10	114.22	145.00	107.00	150.20	117.37	138.95	102.82	153.05	120.17	112.05	81.62
Decatur, Ill. (via Chicago)	139.45	115.15	139.45	115.15	139.45	113.90	126.80	99.75	107.00	89.25	103.80	81.75	118.10	93.00	102.70	78.65	112.95	95.20	71.95	56.65
Decatur, Ill. (via St. Louis)	139.45	115.15	139.45	115.15	139.45	113.90	126.80	99.75	107.00	89.25	103.80	81.75	118.10	93.00	102.70	78.65	112.95	95.20	71.95	56.65
Denver, Colo.	88.95	75.75	88.95	75.75	88.95	75.75	96.90	76.70	97.05	76.70	41.00	32.30	60.20	47.35	49.40	38.85	59.25	49.30	38.85	29.00
Des Moines, Iowa	123.10	104.25	123.10	104.25	110.15	86.75	112.80	99.75	99.40	85.65	78.85	62.10	102.50	80.80	83.25	65.65	97.00	77.65	47.00	37.10
Detroit, Mich. (via GT)	163.75	139.45	163.75	139.45	159.35	130.65	151.10	124.05	131.30	115.55	128.10	106.05	152.09	117.75	131.30	102.60	137.25	119.50	96.45	81.15
Detroit, Mich. (via N&W)	173.44	139.90	173.44	139.90	169.30	131.10	160.79	124.50	140.99	114.00	137.79	106.50	160.24	122.07	140.99	107.72	146.94	119.95	105.94	81.40
Detroit, Mich. (via NYC)	182.13	141.44	182.13	141.44	177.73	132.64	169.48	126.04	149.68	115.54	148.48	108.04	160.78	119.29	141.53	104.12	155.63	121.49	114.63	82.94
Erie, Pa. (via NYC)	202.30	152.06	202.30	152.06	190.55	136.66	170.75	126.16	167.55	118.66	181.85	129.91	162.60	114.76	176.70	132.11	135.70	93.56	70.87	
Evansville, Ind. (via Chicago)	163.55	132.30	163.55	132.30	159.15	121.35	150.90	116.90	131.10	106.40	130.25	100.60	142.20	110.15	122.95	95.00	137.05	112.35	98.40	75.50
Evansville, Ind. (via St. Louis)	145.30	119.05	145.30	119.05	142.85	111.80	133.65	104.40	120.40	102.10	93.80	111.60	87.20	130.90	116.95	88.40	126.10	99.75	79.00	61.55
Flint, Mich.	160.25	135.95	160.25	135.95	155.85	127.15	147.60	120.55	127.80	110.05	124.60	102.55	150.61	116.33	127.80	101.78	133.75	116.00	92.95	77.65
Fort Wayne, Ind. (via N&W)	161.79	129.37	161.79	129.37	157.39	127.57	149.14	113.97	129.34	103.47	126.14	95.97	142.43	110.28	127.03	95.93	135.29	109.42	94.29	70.87
Fort Wayne, Ind. (via PennaRR)	161.79	129.37	161.79	129.37	157.39	127.57	149.14	113.97	129.34	103.47	126.14	95.97	142.43	110.28	127.03	95.93	135.29	109.42	94.29	70.87
Grand Rapids, Mich.	183.75	131.01	183.75	131.01	159.33	122.21	151.08	116.61	131.28	105.11	128.08	97.61	142.35	108.86	121.19	92.07	137.23	111.06	96.23	72.51
Greensboro, N. C.	183.75	131.01	183.75	131.01	159.33	122.21	151.08	116.61	131.28	105.11	128.08	97.61	142.35	108.86	121.19	92.07	137.23	111.06	96.23	72.51
Harrisburg, Pa.	241.26	172.02	241.26	172.02	236.86	163.22	228.61	156.62	208.81	146.12	209.61	138.62	219.91	149.87	200.66	134.72	216.72	152.07	173.76	131.49
Hartford, Conn.	271.32	189.99	271.32	189.99	266.92	181.19	258.67	174.59	238.87	164.09	235.67	156.59	249.97	167.84	230.72	152.69	244.82	170.04	203.92	131.49
Houston, Tex. (via Kansas City)	121.55	101.30	121.55	101.30	121.55	101.30	132.65	104.30	132.65	104.30	108.10	85.15	121.55							

FROM	TO	Los Angeles, San Diego, Calif.		San Francisco, Calif.		Las Vegas, Nev.		Portland, Ore., Tacoma, Seattle, Wash.		Spokane, Walla Walla, Wn., Lewiston, Ida.		Salt Lake City, Utah		Cedar City, Utah		Yellowstone Park Idaho Falls, Idaho		Sun Valley, Ida.		Denver, Colo.	
		CLASS	COACH	FIRST	COACH	FIRST	COACH	FIRST	COACH	FIRST	COACH	FIRST	COACH	FIRST	COACH	FIRST	COACH	FIRST	COACH	FIRST	COACH
Miami, Fla.		\$205.90	\$167.00	\$205.90	\$167.00	\$205.90	\$167.00	\$215.55	\$165.70	\$202.15	\$155.15	\$198.30	\$151.70	\$205.30	\$159.10	\$199.00	\$150.90	\$208.10	\$161.10	\$162.80	\$123.45
Milwaukee, Wisc. (CMStP & P)		139.45	115.15	139.45	115.15	138.30	111.50	126.80	99.75	107.00	89.25	107.00	86.85	118.10	93.00	98.85	77.85	112.95	95.20	77.85	61.75
Milwaukee, Wisc. (C & NW)		139.45	115.15	139.45	115.15	138.30	112.80	126.80	99.75	107.00	89.25	107.00	88.15	118.10	93.00	98.85	77.85	112.95	95.20	79.15	63.05
Minneapolis, Minn. (via Omaha)		136.05	115.15	136.05	115.15	130.70	103.60	*109.58	* 91.71	99.40	89.25	99.40	78.95	121.35	95.60	* 86.33*	68.01	105.35	92.50	65.90	51.90
Minneapolis, Minn. (via Chicago)		148.65	123.40	148.65	123.40	148.15	122.95	136.70	109.15	116.85	98.70	116.85	98.35	136.10	108.20	116.85	93.05	122.80	104.65	90.35	71.25
Montgomery, Ala. (via Chicago)		163.55	135.80	163.55	135.80	163.55	135.65	161.45	127.05	148.05	116.50	144.20	113.30	149.20	117.50	144.90	112.25	154.00	122.45	112.35	88.20
Montgomery, Ala. (via St. Louis)		150.60	128.30	150.60	128.30	150.60	128.30	161.45	127.05	148.05	116.50	144.20	113.30	149.20	117.50	144.90	112.25	154.00	122.45	105.85	82.55
Montreal, Quebec		217.25	178.30	217.25	178.30	212.80	169.50	204.60	162.90	184.80	152.40	181.50	144.85	198.95	158.72	179.74	143.57	190.75	158.35	152.84	122.37
Nashville, Tenn. (via Chicago)		163.55	132.30	163.55	132.30	159.10	123.50	150.90	116.90	132.85	106.40	130.25	100.60	143.60	111.80	128.75	97.95	138.80	112.35	104.80	82.95
Nashville, Tenn. (via St. Louis)		150.60	128.30	150.60	128.30	150.60	121.30	146.35	113.95	132.85	103.35	124.35	96.70	143.60	111.80	128.75	97.95	138.80	109.30	91.75	71.10
Newark, N. J.		266.34	186.10	266.34	186.10	261.94	177.30	255.69	170.70	233.89	160.20	230.69	152.70	244.99	163.95	225.74	148.80	239.84	166.15	138.84	127.60
New Haven, Conn.		271.32	189.99	271.32	189.99	266.92	181.19	258.67	174.59	238.87	164.09	235.67	156.59	249.97	167.84	230.72	152.69	244.82	170.04	203.82	131.49
New Orleans, La. (via Chicago)		159.40	135.80	159.40	135.80	159.40	135.10	154.00	120.95	140.55	110.50	140.55	110.50	159.00	125.15	140.55	110.50	146.50	116.45	140.95	111.55
New Orleans, La. (via St. Louis)		159.40	135.80	159.40	135.80	159.40	127.15	154.00	120.95	140.55	110.50	130.15	102.55	159.00	125.15	140.55	110.50	146.50	116.45	97.50	76.80
New Orleans, La. (via Kansas City)		131.95	114.20	131.95	114.20	131.95	110.60	154.00	120.95	140.55	110.50	130.15	102.55	131.95	114.20	140.55	110.50	146.50	116.45	97.50	76.80
New York, N. Y. (via NYC or PennaRR)		267.55	186.93	267.55	186.93	263.15	178.13	254.90	171.53	235.10	161.03	231.90	153.53	246.20	164.78	226.99	149.63	241.05	166.98	200.00	128.43
New York, N. Y. (via E-LRR from Hoboken)		251.98	181.04	251.98	181.04	247.58	172.24	239.33	165.64	219.53	151.14	216.33	147.64	230.63	158.89	211.38	143.74	225.48	161.09	184.48	122.54
Norfolk, Va.		222.18	170.05	222.18	170.05	222.18	170.05	212.40	160.50	200.20	149.90	200.20	145.95	219.45	161.10	200.20	149.90	206.15	155.85	182.65	120.85
Oklahoma City, Okla. (via Kansas City)		121.55	101.30	121.55	101.30	121.55	96.15	118.90	103.40	105.40	91.10	90.80	71.55	110.05	86.65	103.55	81.75	111.35	90.75	63.00	49.60
Oklahoma City, Okla. (via Denver)		103.80	89.40	103.95	95.95	103.80	83.70	118.90	94.75	105.40	87.45	84.10	66.30	103.35	81.40	99.55	78.60	106.85	85.45		
Omaha, Neb.		113.95	97.25	113.95	97.25	102.95	81.15	112.80	98.80	99.40	85.65	71.70	56.50	90.90	71.55	74.15	58.45	87.25	70.00	37.35	29.45
Peoria, Ill.		136.65	113.95	136.65	113.95	127.65	100.65	124.40	99.75	107.00	89.25	96.40	76.00	118.10	93.00	98.85	77.85	112.95	91.55	64.55	50.85
Perry, Iowa (via Omaha)		122.45	104.00	122.45	104.00	112.00	88.30	112.80	99.75	99.40	85.65	80.75	63.00	101.90	80.35	82.65	65.20	96.35	77.20	46.40	36.60
Philadelphia, Pa. (via PennaRR)		255.23	180.05	255.23	180.05	250.83	171.25	242.58	164.65	222.78	154.15	219.58	146.65	233.89	157.90	214.63	142.75	228.73	160.10	187.73	121.55
Pittsburgh, Pa. (via B & O)		197.97	150.24	197.97	150.24	193.57	141.44	185.32	134.84	165.52	124.34	162.32	116.84	176.62	128.09	157.37	112.94	171.47	130.29	139.73	91.74
Pittsburgh, Pa. (via PennaRR)		207.32	153.87	207.32	153.87	202.92	145.07	194.67	138.47	174.87	127.97	171.67	120.47	185.97	131.72	166.72	116.57	180.82	133.92	139.82	95.37
Richmond, Va.		222.18	167.85	222.18	167.85	222.18	167.00	209.53	158.35	197.15	147.75	197.15	142.40	216.40	157.55	197.15	147.75	203.10	153.70	177.18	117.30
Roanoke, Va.		219.78	164.00	219.78	164.00	219.78	158.70	200.60	151.30	187.10	140.70	187.10	134.10	206.35	149.25	187.10	140.55	193.05	146.65	162.01	108.50
Rochester, N. Y.		224.43	162.73	224.43	162.73	220.03	153.93	211.78	147.33	191.98	136.83	188.78	129.33	203.08	140.58	183.83	125.43	197.93	142.78	156.93	104.23
Rock Island, Ill. (via Omaha)		132.55	112.05	132.55	112.05	122.40	96.35	121.05	99.75	106.40	89.25	91.15	71.75	113.60	89.45	94.35	74.30	109.25	87.30	59.30	46.75
St. Joseph, Mo. (via Omaha)		113.95	97.25	113.95	97.25	109.90	86.60	112.80	99.75	99.40	87.45	78.65	62.00	97.85	77.10	81.20	64.05	96.75	77.55	44.40	35.00
St. Louis, Mo.		131.95	109.30	131.95	109.30	129.55	102.05	120.30	99.75	106.80	89.25	98.30	77.45	117.55	92.50	102.70	78.65	112.75	92.95	65.70	51.85
St. Paul, Minn. (via Omaha)		136.05	115.15	136.05	115.15	130.70	103.60	*109.58	* 91.71	99.40	89.25	99.40	78.40	120.60	95.05	* 86.33*	68.01	105.35	91.90	65.15	51.35
St. Paul (via Chicago)		148.00	122.80	148.00	122.80	148.00	122.35	136.70	109.15	116.85	98.70	116.85	97.45	136.10	107.60	116.85	92.45	122.80	104.65	89.65	70.65
Salt Lake City, Utah		* 54.15	* 42.70	* 65.55	* 51.50	* 31.30	* 24.65	* 82.25	* 49.05	62.70	49.40	62.70	49.40	19.25	15.45	12.20	25.30	21.20	41.00	32.30	
San Antonio, Tex. (via Kansas City)		127.45	105.35	129.20	105.35	127.45	105.35	*134.60	*107.15	132.65	104.30	125.85	99.10	127.45	105.35	132.65	104.30	138.60	110.25	98.10	77.25
San Antonio, Tex. (via Denver)		99.90	87.80	116.95	96.55	99.90	87.80	*134.60	*106.45	132.65	104.30	99.90	87.80	102.25	90.15	132.65	104.30	138.60	110.25		
Savanna, Ill.		138.35	115.15	138.35	115.15	127.95	100.80	125.10	99.75	107.00	89.25	96.70	76.20	111.60	87.90	92.35	72.75	112.25	89.70	62.35	49.10
Savannah, Ga. (via Chicago or St. Louis)		191.65	150.65	181.65	150.65	181.65	150.65	188.05	145.05	174.65	134.45	167.95	127.80	180.25	139.85	171.50	129.05	180.60	140.40	135.30	102.20
Savannah, Ga. (via Cincinnati and Chicago)		183.05	150.65	183.05	150.65	183.05	150.65	188.05	145.05	174.65	134.45	167.95	127.80	180.25	139.85	171.50	129.05	180.60	140.40	135.30	102.20
Scranton, Pa. (via E-LRR)		235.15	171.20	235.15	171.20	230.75	162.40	222.50	155.80	202.70	145.30	199.50	137.80	*213.80	*149.05	*194.55	*133.90	208.65	151.25	167.65	112.70
South Bend, Ind. (via Chicago)		150.23	123.07	150.23	123.07	145.83	114.27	137.58	107.67	117.78	97.17	114.58	89.67	130.36	101.32	111.11	86.17	123.73	103.12	82.73	64.57
Springfield, Ill. (via Chicago)		139.45	115.15	139.45	115.15	138.30	113.90	126.80	99.75	107.00	89.25	107.00	89.25	126.85	96.25	107.60	81.10	112.95	95.20	84.90	66.90
Springfield, Ill. (via St. Louis)		138.85	115.15	138.85	115.15	135.00	106.35	125.10	98.70	107.00	88.05	103.80	81.75	118.10	93.00	102.70	78.65	112.95	94.00	71.95	56.65
Springfield, Mass. (via Albany)		271.32	189.99	271.32	189.99	266.92	181.19	258.67	174.59	238.87	164.09	235.67	156.59	249.97	167.84	230.72	152.69	244.82	170.04	203.82	131.49
Springfield, Mass. (via Kansas City)		116.90	101.30	121.55	101.30	116.90	97.05	119.05	103.40	105.40	91.10	90.80	71.55	116.50	91.95	101.70	79.75	111.55	92.45	59.75	47.10

PULLMAN SLEEPING CAR RATES

These fares compiled from current Tariffs as of May 1, 1967 for information only. Not to be used for selling purposes. Subject to change without notice. See Page 33 for Rates for Upper Berths, Drawing Rooms, Compartments, Bedrooms, Roomettes, etc. Based on Applicable Lower Berth.

Salt Lake City	Denver	St. Louis	Kansas City	Omaha	Chicago	BETWEEN		Los Angeles	San Francisco	Las Vegas	Portland	Seattle Tacoma	Butte
						AND							
Lower Standard Berth	Lower Standard Berth	Lower Standard Berth	Lower Standard Berth	Lower Standard Berth	Lower Standard Berth			Lower Standard Berth	Lower Standard Berth	Lower Standard Berth	Lower Standard Berth	Lower Standard Berth	Lower Standard Berth
\$ 5.80 6.30 7.55	\$12.25 11.75	\$20.15 16.70 12.25	\$16.70 14.05 9.50	\$15.90 13.25 7.55	\$20.15 17.00 12.25	Boise	Ida. Mont. Wyo.	\$ A14.50 14.70 16.70	\$*18.45 14.70 16.70	\$ A10.70 11.45 12.55	\$ 7.05 9.95 16.70	\$ C9.20 P9.95 16.70	\$ 7.05 9.95
16.70 8.70 5.80 14.05	12.25 11.45 7.55	11.45 16.70 14.05	6.30 7.55 14.05	6.70 7.55 13.25 5.80	12.25 16.70	Chicago	Ill. Colo. Ida. Mo.	24.20 17.70 13.25 20.80	24.20 17.70 13.75 20.80	21.25 15.75 *12.10 18.85	24.20 17.00 9.95 20.80	24.20 17.00 11.75 20.80	17.00 11.75 5.80 14.05
6.30 10.20 5.80 14.70	13.75 17.70 11.75 10.20	21.25 23.15 20.15	18.85 20.80 17.00	17.70 20.80 16.20 5.80	21.25 24.20 20.15 5.80	Las Vegas	Nev. Cal. Utah Iowa	5.80 7.55 22.50	G*12.50 G*14.25 22.50	5.80 5.80 19.85	A15.90 A18.10 A13.75 22.50	A*19.55 A*19.05 22.50	11.45 14.70 9.95 17.00
13.25 8.70 13.75	8.70 7.55 14.05 8.70	16.70 5.80 20.15	14.05 5.80 18.45	13.25 6.70 17.70 5.80	16.70 6.70 20.80 5.80	Ogden	Utah Neb. Ore. Iowa	10.20 20.80 A17.35 21.90	H*11.75 20.80 H*16.80 21.90	6.70 17.70 A 13.75 18.45	11.00 20.80 5.80 21.90	K13.25 20.80 N6.30 21.90	5.80 13.25 7.90 16.20
5.80 11.45 8.75 11.00	9.20 17.00 14.70 16.70	16.70 23.15 22.20 23.15	14.05 20.80 19.85 20.80	13.25 20.80 18.45 20.80	16.70 24.20 22.20 24.20	Pocatello	Ida. Ore. Nev. Cal.	R11.75 A18.10	13.75 L*11.00	A9.20 A15.90	9.50	11.45 5.80 F11.00	5.80 9.95 12.25 14.05
11.75 15.90 13.25 5.80	8.70 17.70 11.45 17.00 10.20	16.70 23.15	14.05 20.80 20.80 14.70	13.25 20.80 5.80 24.20 14.05	16.70 24.20 5.80 24.20 18.45	Salt Lake City	Utah Cal. Ill. Wash. Ida.	10.20 23.15 H11.45 A13.25	H*11.75 23.15 H11.45 14.05	G*12.50 L*11.00 A*19.55 A9.50	11.45 L*11.00 23.15 5.80 8.70	13.25 C11.45 23.15 P9.95 B10.20	6.30 17.00 5.80
*16.70 13.25	11.45 17.00	*23.15	20.80	20.80	24.20	St. Louis	Mo. Wash.	*23.15 H11.00	*23.15 H11.00	*21.25 A*19.55	*23.15 5.80	*23.15 P9.95	*16.70 P9.95

Lower Standard Pullman Berth Rate between Pocatello, Idaho and Idaho Falls, Idaho, \$5.80.

Bedroom Rates: Bedrooms are available on most Union Pacific trains. See equipment pages 6 to 14 inclusive. A Double bedroom contains one lower and one upper berth. EXCLUSIVE SPACE OCCUPANCY BY ONE PERSON: One and one-fourth rail tickets required for exclusive use of drawing-room; two adult rail tickets required for two bedrooms en suite or one bedroom and one compartment en suite. Pullman space charges additional.

♦ On Table Page 33 use lower berth rate bearing symbol ①.

* Made combination of fares.

(A) Via Salt Lake City, Green River or Brigham City and Pocatello.

(B) From Tacoma, lower standard berth, \$9.95.

(C) Via Southern Pacific Company and Portland. From Tacoma lower standard berth, \$11.00.

(F) Via Southern Pacific Company and Portland. From Tacoma, lower standard berth, \$10.60.

(G) Via Los Angeles. (H) Via Southern Pacific Company and Portland.

(K) From Tacoma, lower standard berth, \$12.55

(L) Via Southern Pacific Company.

(P) Via Direct Lines. (Q) From Tacoma, lower standard berth \$8.70.

(R) Via Brigham City, via Green River \$13.25.

• Berth rates to and from Cheyenne, Denver and west apply via Omaha or via Kansas City.

\$\$ MORE FOR YOUR TRAVEL DOLLAR ON UNION PACIFIC \$\$

Big Family Fare Savings Good Every Day on Union Pacific

Good in coaches and in sleeping-cars

Liberal baggage allowance

*Ask your local Union Pacific Agent or Travel Agent
to figure the low cost.*



Table of Rates for Various Accommodations in Standard Pullman Sleeping Cars Effective May 1, 1967

Where Lower Berth Rate is	Upper Berth Rate is	Room-ette for one Person is	X Rmte. Suite for two or more persons is	Bed Room for one or more Persons is	BedR'm Suite for two or more Persons is	Com-partm't for one or more Persons is	Drawing Room for one or more Persons is
\$ 5.80 5.90 6.30 6.70 7.05 7.55 7.90 8.30	\$ 4.40 4.50 4.75 5.15 5.40 5.65 6.10 6.30	\$ 8.10 8.25 8.75 9.40 9.95 10.55 11.05 11.60	\$14.75 14.95 15.95 16.65 17.50 18.65 19.50 20.20	\$14.75 14.95 15.95 16.65 17.50 18.65 19.50 20.20	\$26.65 27.15 29.00 30.40 31.90 34.05 35.60 37.00	\$15.85 16.10 17.15 18.05 18.95 20.10 21.00 21.90	\$21.35 21.75 23.15 24.40 25.65 27.25 28.55 29.75
8.70 8.75 9.20 9.50 9.95 10.20 10.60 10.70	6.65 6.55 6.95 7.15 7.55 7.80 8.05 8.10	12.20 13.70 12.80 13.25 13.25 14.40 14.80 14.85	21.20 23.85 22.20 22.95 23.90 24.50 25.50 25.55	21.20 23.85 40.70 22.95 22.95 24.50 25.50 25.55	38.85 43.65 40.70 42.10 43.80 44.95 48.85 46.95	22.90 25.70 24.10 24.85 25.85 26.50 27.70 27.70	31.20 35.00 32.80 33.90 35.35 36.25 37.80 37.85
①11.00 ①11.00 11.45 ①11.75 ②11.75 12.25 12.55 12.95	8.40 8.25 8.65 9.00 9.00 9.25 9.50 9.85	15.50 15.30 16.00 16.60 16.60 17.10 17.65 18.15	26.30 26.30 27.20 27.95 27.95 28.90 29.65 30.50	26.30 26.40 27.20 27.95 28.20 28.90 29.65 30.50	48.25 48.45 49.90 51.30 51.75 53.15 54.50 58.10	28.45 28.60 29.50 30.25 30.55 31.45 32.15 33.10	38.90 39.05 40.35 41.45 41.75 43.05 44.10 45.40
13.25 13.75 14.05 14.50 14.70 15.25 15.50 15.90	10.10 10.50 10.70 10.95 11.35 11.50 11.80 12.10	18.65 19.20 19.70 20.20 20.70 21.25 21.70 22.20	31.20 32.35 33.00 33.90 34.45 35.50 36.25 36.95	31.20 32.35 33.00 33.90 34.45 35.50 36.25 36.95	57.45 59.45 60.80 62.40 63.55 65.45 66.85 68.05	33.85 35.00 35.75 36.80 37.30 38.60 39.25 40.15	46.45 48.05 49.15 50.60 51.25 53.10 54.00 55.25
16.20 16.70 17.00 17.35 17.70 18.10 18.45 18.85	12.35 12.70 12.90 13.20 13.55 13.70 14.00 14.30	22.70 23.25 23.75 24.30 24.75 25.25 25.85 26.25	37.70 38.65 39.40 40.10 41.05 41.75 42.60 43.35	37.70 38.65 39.40 40.10 41.05 41.75 42.60 43.35	69.50 71.30 72.65 74.05 75.70 77.10 78.70 80.10	40.90 42.05 42.80 43.60 44.50 45.40 46.30 47.20	56.30 57.90 59.00 60.05 61.35 62.55 63.85 65.10
19.10 19.45 19.85 20.15 20.55 20.80 21.25 21.50	14.55 14.80 15.10 15.35 15.55 15.90 16.15 16.30	26.80 27.35 27.70 28.20 28.80 29.15 29.65 30.10	44.05 44.90 45.65 46.40 47.10 47.85 48.70 49.30	44.05 44.90 45.65 46.40 47.10 47.85 48.70 49.40	81.30 83.00 84.35 85.75 87.05 88.50 90.10 91.15	47.85 48.75 49.60 50.40 51.35 51.85 53.00 53.65	66.00 67.20 68.50 69.55 70.80 71.70 73.15 74.05
21.90 22.20 22.50 22.85 23.15 23.45 23.75 24.20	16.70 16.85 17.15 17.40 17.65 17.75 18.10 18.40	30.60 31.00 31.55 32.05 32.45 32.70 33.15 33.80	50.05 50.90 51.65 52.20 52.95 53.50 54.25 55.05	50.05 50.90 51.65 52.20 52.95 53.50 54.25 55.05	92.50 94.10 95.50 96.60 97.95 99.00 100.35 101.95	54.55 55.30 56.05 56.85 57.60 58.25 59.05 60.05	75.30 76.35 77.45 78.50 79.65 80.50 81.55 83.00

X—Not applicable to or from points on the Southern Pacific Co.

①—These rates, across table, apply when the route from point of origin to destination is entirely via line other than the Southern Pacific, or in part via Southern Pacific and in part via line other than the Southern Pacific.

②—These rates across table, apply when the route from point of origin to destination is entirely via Southern Pacific Company.

For Business or Pleasure . . .

It's UNION PACIFIC

Each mode of travel has its advantages but for complete, tension-free comfort and dependable service, the best way is the rail way.

On Union Pacific Domeliners you'll find courteous and attentive service to make your trip a satisfying, enjoyable experience. Accommodations and meals are the finest.

PULLMAN SEAT RATES

For Day Travel Between
Various Cities and to
Western Park Gateways

Boise — Pocatello	\$2.35
Denver — Laramie	1.65
Denver — North Platte	2.65
Las Vegas — Los Angeles	3.25
Lund — Las Vegas	2.15
Ogden — Salt Lake City	1.15
Portland — Tacoma	1.50
Portland — Seattle	2.00
Portland — Pendleton	2.35
Salt Lake City—Pocatello	1.80
Shoshone—Pocatello	1.15
Salt Lake City—Lund	2.50

Do You Know About Our Prepaid Ticket Order Plan?

- We have a plan whereby you may purchase, at your railroad station, an order for railroad service, to be used by a member of your family, or any other person you may designate, at some distant station.
- This service offers a particularly safe and convenient way of providing tickets and other railroad service to students returning home at holiday and vacation time.
- These prepaid orders may include railroad tickets, sleeping and parlor car tickets, and cash for meals and other incidentals. Your railroad agent will handle them for you—by telegraph if necessary—and they will be delivered without service charge to any person you may specify, at points on participating railroads in the United States or Canada.

UNION PACIFIC RAILROAD

UNION PACIFIC RAILROAD

PASSENGER and FREIGHT SERVICE OFFICES

Traveler? Shipper? Our sales representatives, listed below, will gladly assist you. Service is our most important Product!
Digits in brackets preceding telephone number indicate area code.

ABERDEEN, WASH. 98520—3 Up Sta., Kand River Sts.—Phone (206) 466-6695
J. E. SOUTHWORTH..... General Traffic Agent

ALHAMBRA, CALIF. 91801—
 City Ticket Office, 51 S. Garfield Ave.— Phone (213) 281-8763
 H. L. CAMPBELL..... Traffic Agent

ATLANTA, GA. 30303—705 Fulton Nat'l Bank Bldg., 55 Marietta St., N. W.—
J. D. GLOVER, (Phone (404) Jackson 4-6261)..... General Traffic Agent
J. R. TURNER..... (Tampa)..... Traffic Agent

BEND ORE. 97701—501 E. Greenwood Ave., Suite J— Phone (503) 382-1901
C. W. REXROAD..... General Traffic Agent

BEVERLY HILLS, CALIF. 90210—
 251 No. Beverly Drive— Phone (213) CRestview 1-7167
H. FRIEDMAN..... (or Phone (213) BRadshaw 2-1633)..... Traffic Agent
W. T. WORTHINGTON..... City Ticket Agent

BIRMINGHAM, ALA. 35203—922 Brown-Marx Building— Phone (205) 251-7163
S. H. HENRY..... General Traffic Agent

BOISE, IDAHO 83702—
 City Ticket Office, Idaho Bldg. 212 No. 8th St.— Phone (208) 343-6465
R. A. ANDERSON..... Traffic Manager
D. F. ALVORD..... General Traffic Agent
S. A. GRAYSON..... Special Representative
C. S. SHARP..... City Passenger and Ticket Agent

BOSTON, MASS. 02108—208 Old South Bldg., 294 Washington St.—
C. A. MORRIS..... (Phone (617) HUbbard 2-6382)..... General Traffic Agent

BUTTE, MONT. 59701—609 Metals Bank Bldg., 8 West Park St.— Phone (406) 792-2389
E. H. LYMAN..... General Traffic Agent

CALGARY, ALTA.—Room 717 Lancaster Bldg., 2nd St. & 8th Ave. West
A. MCKERRON..... (Phone (403) 262-3926)..... General Traffic Agent

CEDAR CITY, UTAH 84720—Union Pacific Station— Phone (801) JUNiper 6-8211
D. V. EKSTROM..... Agent

CHEYENNE, WYO. 82001—
 Union Pacific Pas. Station, 121 West 15th St.— Phone (307) 634-4421
C. E. ASTLER..... Special Representative
F. H. GILROY..... General Traffic Agent
W. A. BROWN..... City Passenger and Ticket Agent

CHICAGO, ILL. 60603—11 South LaSalle Street at Madison—
W. V. LAYMAN..... Traffic Manager
C. A. RICHARDS..... (312) RAndolph 6-0141..... Assistant Traffic Manager
H. G. GRAUPNER..... General Traffic Agent
T. E. TANN..... General Traffic Agent

CHICAGO, ILL. 60603—
 City Ticket Office, One So. LaSalle St.— Phone (312) RAndolph 6-0141
 For Passenger Information Call (312) RAndolph 6-0141
 For Passenger Reservation Call (312) 782-1520
A. J. WHITE..... General Passenger Agent
J. W. WILLARD..... City Ticket Agent

CHICAGO, ILL. 60603—One So. LaSalle St.— Phone (312) RAndolph 6-0141
W. J. FORAL..... Manager, Department of Tours

CINCINNATI, OHIO 45202—
 303 Dixie Term. Bldg., 4th & Walnut Sts.— Phone (513) MAIn 1-0144
F. J. BEGGS..... General Traffic Agent
W. T. NIELSEN..... (Columbus)..... Traffic Agent
O. H. TEDRICK..... (Louisville)..... Traffic Agent

CLEVELAND, OHIO 44113—1407 Terminal Tower, 50 Public Square—
E. W. HARRIS..... (Phone (216) MAIn 1-3070)..... General Traffic Agent
R. W. NESTER..... (Buffalo)..... Traffic Agent
R. J. GOURLEY..... (Findlay)..... Traffic Agent

DALLAS, TEXAS 75201—2108 Mercantile Bank Bldg.— Phone (214) RIVERSide 1-3915
M. A. ARNOLD..... General Traffic Agent
R. M. GLAZE..... (Houston)..... Traffic Agent

DENVER, COLO. 80202—
 City Ticket Office 535 17th Street— Phone (303) 534-4141
W. JAMES..... Traffic Manager
W. H. WHALEN..... General Freight and Passenger Agent
E. R. A. SIEMERS..... General Traffic Agent
L. C. CLAVERGER..... City Ticket Agent
D. E. DEHAVEN..... Depot Passenger Agent
 For Passenger Information or Reservation, Call (303) 825-3211

DES MOINES, IOWA 50309—407 Equitable Bldg., 6th & Locust Sts.—
W. W. MCKEE..... (Phone (515) 243-0583)..... General Traffic Agent

DETROIT, MICH. 48226—612 Book Bldg., 1249 Washington Blvd.—
D. P. DRISCOLL..... For Freight Information..... Traffic Manager
F. O. KANSORKA..... Phone (313) 961-7794..... General Traffic Agent
J. K. SHERIDAN..... For Passenger Information..... District Traffic Agent
 Phone (313) 961-7188
G. A. NESTOR..... (Grand Rapids)..... District Traffic Agent
A. J. BRAMAN..... (Lansing)..... District Traffic Agent
H. E. JOHNSON..... (Toledo)..... District Traffic Agent

EAST LOS ANGELES, CALIF. 90022—
 5454 Ferguson Drive— Phone (213) 721-3435
D. S. COCHAR..... Traffic Agent

EUGENE, ORE. 97401—Suite 211, Cascade Bldg., 163 East 12th Avenue
J. E. ATHERTON..... (Phone (503) DIAMond 5-8461)..... General Traffic Agent

FRESNO, CALIF. 93714—207 Rowell Bldg., Tulare St. & Van Ness Ave.—
D. R. SHEEHAN..... (Phone (209) 264-6571)..... General Traffic Agent
W. E. MCTIGHE..... (Bakersfield)..... Traffic Agent

GERING, NEBR. 69341—Union Pacific Station— Phone (308) 436-2415
J. S. REZEK..... General Traffic Agent

GLENDALE, CALIF. 91203—City Ticket Office, 406 North Brand Blvd.—
E. A. SMITH..... General Traffic Agent
 Phone (213) CITrus 1-2174 or (213) CHApman 5-1370)

HOLLYWOOD, CALIF. 90028—City Ticket Office, 6702 Hollywood Blvd.—
W. F. BROWN..... Phone..... General Traffic Agent
J. A. JANSEN..... (213) HOLLYwood 4-0221..... City Ticket Agent

IDAHO FALLS, IDAHO 83401—Un. Pac. Station—Phone (208) 523-6503—
V. W. YOUNG..... Agent

KANSAS CITY, MO. 64106—
 200 Waldheim Bldg., 6 East Eleventh St.— Phone (913) MAyfair 1-3030
J. R. HENDERSON..... Traffic Manager
R. C. DARGY..... General Freight and Passenger Agent
 For Passenger Information or Reservation, Call (816) VIctor 2-8694
 City Ticket Office—2 East Eleventh Street— Phone (913) MAyfair 1-3030
R. L. CLARK..... General Traffic Agent
C. T. CLARKE..... City Ticket Agent
R. E. MEAD..... (Hays)..... Traffic Agent
D. W. HANCHETT..... (Wichita)..... Traffic Agent
R. B. WILLIAMS..... Depot Passenger Agent
 Kansas City, Kans., Union City Ticket Office, Town House Hotel, 7th & State Sts.
Mrs. E. F. FLYNN..... (Phone (913) ATwater 1-1550)..... City Ticket Agent

LAS VEGAS, NEV. 89101—Union Pacific Station— Phone (702) DUdley 4-9000
W. R. NEUSTROM..... General Traffic Agent
P. D. BOTSFORD..... Ticket Agent

LEWISTON, IDAHO 83501—Room 7, Union Depot— Phone (208) SH 3-2524
J. L. REEVES..... General Traffic Agent

LINCOLN, NEBR. 68508—
 City Ticket Office, 224 So. 13th St.— Phone (402) 432-6517
J. A. CUNNINGHAM..... General Traffic Agent

LONG BEACH, CALIF. 90802—City Ticket Office, 221 Long Beach Blvd.—
R. W. CONNELL..... (Phone (213) HEmlock 7-2931)..... General Traffic Agent
W. A. MANZ..... City Ticket Agent

LOS ANGELES, CALIF. 90022—Union Pacific Bldg., 5480 Ferguson Drive
F. L. MORGAN..... Phone..... Traffic Manager
E. C. RASMUSSEN..... (213) 685-4850..... Assistant Traffic Manager
N. E. LUTHI..... Assistant Traffic Manager
J. D. MALEFYT..... Assistant Traffic Manager
H. J. DELACY..... General Freight Agent
R. W. ELSAE..... General Traffic Agent
C. F. HALLSMAN..... Assistant General Passenger Agent
R. R. POPE..... General Agent, Freight Department
G. M. ROLAND..... District Baggage Agent
 City Ticket Office—90013—507 So. Olive Street Phone (213) 624-8273
R. MAHONEY..... City Ticket Agent
R. H. LUDWIG..... General Agent, Passenger Department
 507 So. Olive Street—90013 Phone (213) 624-9471
 For Passenger Information or Reservation, Call (213) 685-5037
 Union Pacific Station— Phone (213) 685-4350
E. D. CHAMBERLAIN..... Depot Ticket Agent
W. G. GALLAMORE..... Depot Passenger Agent
N. S. GRIPPE..... Depot Passenger Agent

MEDFORD, ORE. 97501—1307 West Main St.— Phone (503) 773-5388
L. J. ZIESMER..... General Traffic Agent

MEMPHIS, TENN. 38103—
 1137 Sterick Bldg., 8 No. Third St.— Phone (901) JAckson 5-8419
G. E. ROTHROCK..... General Traffic Agent

MILWAUKEE, WIS. 53203—902 Majestic Bldg., 231 W. Wisconsin Ave.—
A. J. FROMME..... (Phone (414) BRoadway 1-7833)..... General Traffic Agent
D. D. HANSON..... (Appleton)..... Traffic Agent

MINNEAPOLIS, MINN. 55402—
 890 Northwestern Bank Bldg., 620 Marquette Ave.—
J. A. CALLAWAY..... (Phone (612) 332-2451)..... General Traffic Agent

NEW ORLEANS, LA. 70130—
 Suite 808-809 International Trade Mart, 2 Canal Street—
E. W. RYCE..... (Phone (504) 522-2274)..... General Traffic Agent

NEW YORK, N. Y. 10020—626 Fifth Ave., Suite 350, Rockefeller Center—
T. L. VOGEL..... (Phone (212) CIrcle 6-4900)..... Traffic Manager
H. F. BREVOORT..... (Phone (212) CIrcle 6-4908)..... Assistant Traffic Manager
E. R. VAN DOREN..... (Phone (212) CIrcle 6-4900)..... General Traffic Agent
D. J. GALL..... District Traffic Agent
C. F. KAUFER..... District Traffic Agent
W. E. GODDARD..... Passenger and Ticket Agent
V. J. DISTLER..... (Dewitt)..... Traffic Agent

OAKLAND, CALIF. 94611—550 MacArthur Broadway Office Bldg.,
 235 W. MacArthur Blvd.—
W. M. CUNNINGHAM..... (Phone (415) 653-9094)..... General Traffic Agent

OGDEN, UTAH 84401—
 Room 100 Union Station, 25th St. & Wall Ave.— Phone (801) 394-5533
H. O. MCINTYRE..... General Traffic Agent
K. J. TRIMBLE..... Depot Passenger Agent

OMAHA, NEBR. 68102—
 Union Pacific Building, 1416 Dodge St.— Phone (402) 281-5822
R. B. JOHNSON..... Passenger Traffic Manager
C. W. JONES..... Assistant to Passenger Traffic Manager
G. ANDERSON..... Assistant Passenger Traffic Manager
J. M. FORSHA..... Assistant Passenger Traffic Manager
D. P. MCMAHON..... Assistant General Passenger Agent
C. E. DUFF..... Manager Mail, Baggage and Express Traffic
R. A. FORAL..... Traffic Manager
J. G. DUGGAN..... Director of Foreign Trade
J. W. JARVIS..... Supervisor, Agricultural Development
W. F. PETERSEN..... General Live Stock Agent
 City Ticket Office—Corner 15th & Dodge Streets— Phone (402) 271-3450
D. V. MARTIN..... General Traffic Agent
R. S. FARLEY..... (402) 281-5822..... District Traffic Agent
G. W. FREELAND..... (Kearney)..... City Ticket Agent
H. A. HORNER..... (Kearney)..... Traffic Agent
J. D. MARTIN..... (Grand Island)..... Traffic Agent
W. W. REED..... Depot Passenger Agent

ORANGE, CALIF. 92668—City Office, 79 Town & Country, 777 So. Main St.—
B. A. STEWART..... (Phone (714) 542-3979)..... General Traffic Agent

PASADENA, CALIF. 91101—
 Union Pacific Station, 205 W. Colorado Blvd.— Phone (213) SYeamore 2-4107
H. G. BARTLETT..... General Traffic Agent
F. R. LEPPINGWELL..... City Ticket Agent

PHILADELPHIA, PA. 19102—1104 Girard Trust Bldg., Broad St. & So. Penn. Sq.—
W. D. HARING..... (Phone (215) LOcust 3-2170)..... General Traffic Agent

PITTSBURGH, PA. 15222—1419 Oliver Bldg., Smithfield St. and Sixth Avenue—
H. G. LOCKE..... Phone..... General Traffic Agent
J. S. GUNNER..... (412) 281-0260..... District Traffic Agent
POCATELLO, IDAHO 83201—U.P. Passenger Station— Phone (208) CE2-4450
R. B. WRIGHT..... General Traffic Agent
J. J. JOHNSON..... (Idaho Falls)..... Traffic Agent
W. K. HENDRICKS..... (Twin Falls)..... Traffic Agent

POMONA, CALIF. 91766 — U. P. Passenger Sta. — Phone (714) NAional 2-3561
G. J. CROSS..... Traffic Agent

PORTLAND, ORE. 97205—751 Pittock Block— Phone (503) CApitol 7-7771
G. A. BROWN..... Traffic Manager
W. V. KEE..... Assistant Traffic Manager
R. A. HOWLAND..... Assistant Traffic Manager
K. D. TOOMEY..... Assistant Traffic Manager
R. W. GILL..... Assistant Freight Traffic Manager (Rates)
C. B. WELKER..... General Agent, Freight Department
L. A. NEASE..... District Baggage Agent
 City Ticket Office—917 S. W. Washington Street— Phone (503) CApitol 7-7771
W. S. RUSH..... General Agent, Passenger Department
H. C. WEDDLE..... City Ticket Agent
G. W. SULLIVAN..... Depot Passenger Agent
 For Passenger Information or Reservation, Call (503) CApitol 7-471.

RENO, NEV. 89501—Suite 707, First Nat'l Bank of Nevada, One East First St.—
 Phone (702) 323-4881
P. E. FLESCHER..... General Traffic Agent

RIVERSIDE, CALIF. 92507—Union Pacific Pass. Station, 7th & Vine Sts.—
E. G. HAYES..... (Phone (714) OVerland 3-3100)..... General Traffic Agent

ST. JOSEPH, MO. 64501—City Ticket Office,
 602 Corby Building—5th and Felix Sts.— Phone (816) ADams 2-5485
P. H. SCHMIDT..... General Freight and Passenger Agent
J. W. TURNER..... Passenger and Ticket Agent
D. C. MARTIN..... (Fairbury, Nebr.)..... Traffic Agent

ST. LOUIS, MO. 63101—
 1223 Ambassador Bldg., 411 North 7th St.— Phone (314) CHestnut 1-7750
W. G. GURSKY..... General Traffic Agent

SACRAMENTO, CALIF. 95810—217 Forum Bldg., 1107 Ninth St.—
J. G. JOHNSON..... (Phone (916) GIlibert 2-1025)..... General Traffic Agent
T. H. BEESON..... (Redding)..... District Traffic Agent

SALINA, KANS. 67401—Third and Ash Streets— Phone (913) TAylor 5-4633
H. D. TODD..... General Traffic Agent

SALT LAKE CITY, UTAH 84111—417 South Main St.— Phone (801) 363-1544
R. E. HAUTZINGER..... Traffic Manager
R. T. GRIFFIN..... General Freight and Passenger Agent
N. J. MEIS..... General Traffic Agent
M. D. BAER..... District Traffic Agent
F. M. YOUNG..... (Provo)..... Traffic Agent
J. G. SEEGMILLER..... City Ticket Agent
L. WHEIMPEY..... Depot Passenger Agent
 For Passenger Information or Reservation, Call (801) 528-1583

SANDIEGO, CALIF. 92101—Suite 1105 Home Tower, 707 B'dway Phone (714) 233-7241
W. R. VOLTERS..... General Traffic Agent
J. E. DOOLEY..... Ticket Agent

SAN FRANCISCO, CALIF. 94105—405 Market Street— Phone (415) 421-6030
M. H. FOWLER..... Traffic Manager
B. P. COSTELLO..... Assistant Traffic Manager
H. C. DUNFEE..... Assistant Traffic Manager
J. R. SCOGIN..... Assistant Traffic Manager
H. W. NIELEBECK..... General Traffic Agent
W. E. KENNEDY..... (Santa Rosa)..... Traffic Agent
 City Ticket Office—405 Market Street— Phone (415) GArdfield 1-6030
W. J. LEGNER..... City Ticket Agent

SAN JOSE, CALIF. 95113—811 Bank of America Bldg., First and Santa Clara Sts.—
H. C. DANNER..... (Phone (408) 292-3578)..... General Traffic Agent
J. S. CAPLE..... (Salinas)..... District Traffic Agent

SAN PEDRO, CALIF. 90733—City Ticket Office, 805 So. Pacific Ave.—
E. J. MURPHY..... (Phone (213) TErmiNal 2-7531)..... General Traffic Agent
R. N. ASHBY..... City Ticket Agent

SANTA ANA, CALIF.—(SEE ORANGE, CALIF.)

SANTA MONICA, CALIF. 90406—City Ticket Office, 1228 5th Street—
R. A. BRESSLER..... (Phone (213) 395-9951)..... General Traffic Agent
L. YATES..... (Phone (213) 395-9951)..... City Ticket Agent

SEATTLE, WASH. 98104—
 204 Union Station, 4th Ave. and Jackson St. Phone (206) MAIn 36933
W. C. COLLIER..... General Freight and Passenger Agent
 City Ticket Office—4th Ave. and Jackson St.—
W. H. AHLGRIM..... (Phone (206) MAIn 3-6933)..... General Traffic Agent

SIOUX CITY, IA. 51101—644 Benson Bldg., 705 Douglas St.— Phone (712) 255-8328
L. J. ROACH..... General Traffic Agent

SPOKANE, WASH. 99201—Union Station, West 430 2nd Avenue—
L. E. DONAHUE..... (Phone (509) MADison 4-4121)..... General Freight Agent

STOCKTON, CALIF. 95202—Suite 112, Five Forty Bldg., 540 No. Calif. St.—
C. BIANCHINI..... (Phone (209) 466-8531)..... General Traffic Agent

TACOMA, WASH. 98402—City Ticket Office, 114 South Ninth St.—
F. G. ROTHWELL..... (Phone (206) BRoadway 2-2275)..... General Traffic Agent

TOKYO, JAPAN—Room 319, Yurakucho Bldg.—
 5, I-Chome, Yurakucho, Chiyoda-Ku
JAMES R. JOH...... (Cable Address - UPRailCo)..... Special Representative

TOPEKA, KANS. 66608—Freight Station— Phone (913) CEntral 3-4138
G. N. WELLS..... General Traffic Agent

TORONTO, ONT. Room 1304 National Trust Bldg., 7 King St.—East—
J. F. FEATHERSTONE..... (Phone (416) EMpire 4-7239)..... General Traffic Agent

TULSA, OKLA. 74103—
 721 Kennedy Bldg., 321 South Boston St.— Phone (918) LUther 2-6859
L. L. CRAWFORD..... General Traffic Agent

VANCOUVER, B. C. Room No. 303 Burrard Bldg., 1030 West Georgia St.—
A. G. PROSKURNIA..... (Phone (604) MUtual 3-5661)..... General Traffic Agent

WALLA WALLA, WASH. 99362—Union Pacific Pass. Sta., 13th and West Main Sts.
J. M. LANDAU..... (Phone (509) JAckson 9-1610)..... General Traffic Agent
L. R. CAPPS..... (Pendleton)..... Traffic Agent

WASHINGTON, D.C. 20006—Suite 710, Chanin Bldg., 815 Connecticut Ave., N.W.—
C. G. DANKMYER..... (202) 296-4833..... General Traffic Agent
W. G. LORYS..... (Richmond, Va.)..... District Traffic Agent

WINSTON-SALEM, N. C. 27101—2115 Wachovia Bldg., 301 North Main St.—
D. R. WALKER..... (Phone (919) 724-0509)..... General Traffic Agent

YAKIMA, WASH. 98902—Union Pacific Building, 104 W. Yakima Ave.—
A. C. TAYLOR..... (Phone (509) GLencourt 7-4181)..... General Traffic Agent
G. H. GORTLER..... (Kennewick, Wash.)..... General Traffic Agent

J. R. MacANALLY Vice-President, Traffic OMAHA, NEBR. 68102	R. F. PETTIGREW Assistant Vice-President, Traffic OMAHA, NEBR. 68102	R. B. JOHNSON Passenger Traffic Manager OMAHA, NEBR. 68102	N. B. MARVIN Assistant Vice-President (Sales and Service) OMAHA, NEBR. 68102	C. O. SHOWALTER Assistant Vice-President (Rates and Divisions) OMAHA, NEBR. 68102
---	---	---	--	---

UNION PACIFIC'S EAST LOS ANGELES Transfer Service



To Ticket Agents, Travel Agents and Our Patrons; Passengers:

East Los Angeles Station, with waiting rooms and public conveniences, serves as a transfer station for Union Pacific passengers, via motor bus to and from Pasadena, Glendale, Disneyland Hotel, Anaheim, Orange and Long Beach-San Pedro Branch Line points.

Modern air-conditioned motor buses are operated by the Union Pacific Stage Company, a subsidiary of the Union Pacific Railroad, and all tickets routed via the Union Pacific direct or via Los Angeles, to or from above points and intermediate branch line stations, are honored via East Los Angeles and motor bus. See Tables 7, 8, and 9 on page 18 for local schedules of all motor coaches.

The picture above shows how easy it is for friends and relatives to meet passengers at East Los Angeles. There is ample parking and it is free.

Train luggage is quickly delivered to the bus driver and arrives at destination with the traveler.

Checked Baggage: Baggage should be checked to the following city ticket office or depots only: Glendale; Pasadena; East Los Angeles; Whittier; Fullerton; Anaheim; Lakewood; Long Beach and San Pedro. (Only East Los Angeles, Long Beach and Pasadena stations are open Saturdays and Sundays for claiming or checking baggage.)

