


Whenever you ship or travel, be specific, say **UNION PACIFIC**

October 29, 1967
(Revised)

October 29, 1967
(Revised)

UNION PACIFIC

UNION PACIFIC

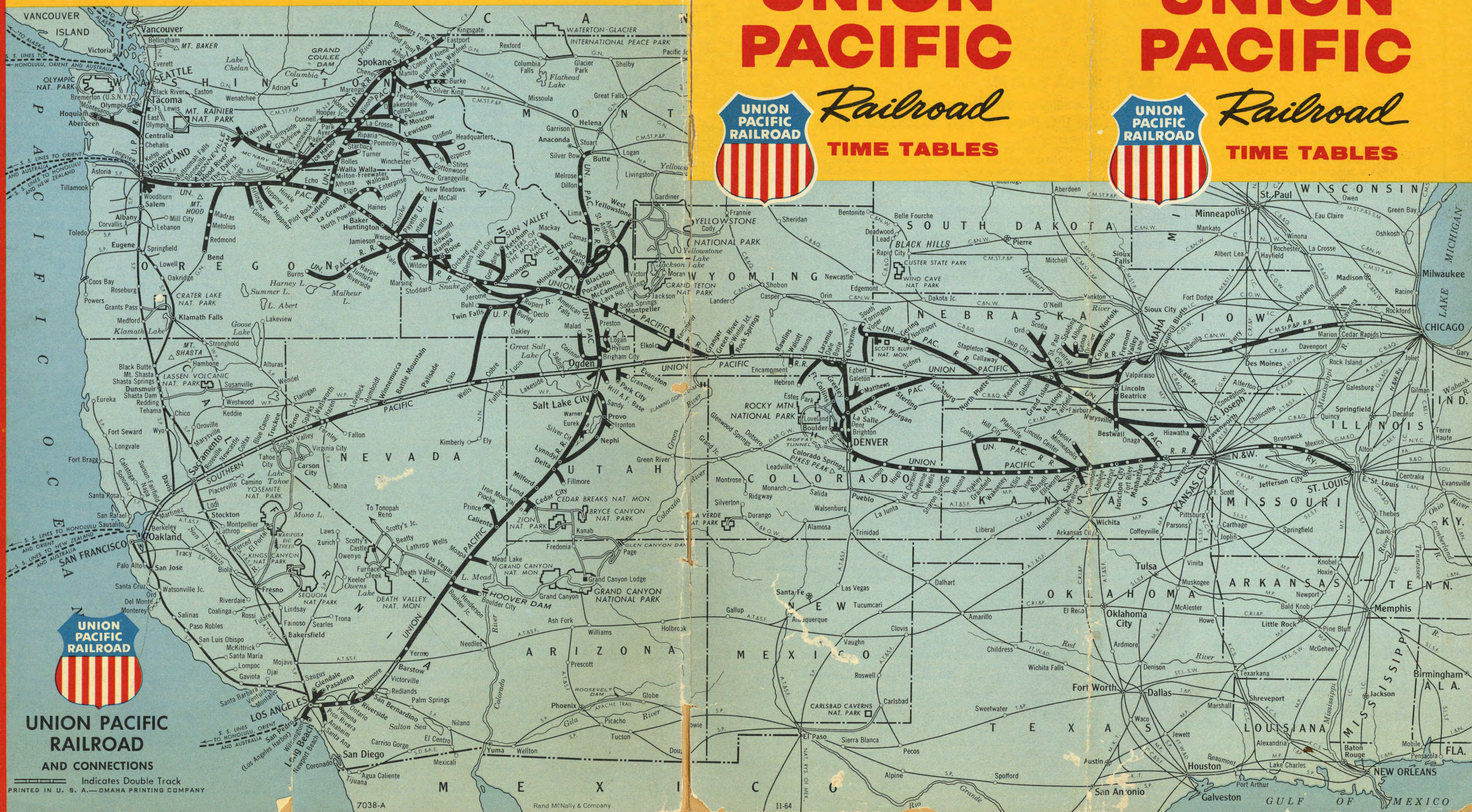


Railroad
TIME TABLES



Railroad
TIME TABLES

Serving thirteen western states with the finest in travel comfort and dependable freight service



UNION PACIFIC RAILROAD
AND CONNECTIONS

Indicates Double Track
PRINTED IN U. S. A.—OMAHA PRINTING COMPANY

TABLE OF CONTENTS

Section Page
Index to Union Pacific Stations... 3 to 5
Equipment of Through Trains... 6 to 14
Condensed Train Schedules... 6 to 14
Complete Train Schedules... 15 to 25
Connecting Bus Lines at East Los Angeles... 18
Connecting Bus Lines Service... 26

INFORMATION

It is advisable to always check in advance at the local station the departure time shown on your Pullman ticket or ticket envelope to make sure there has been no schedule change.

Miles shown on mile posts read westward from Council Bluffs, Iowa. Miles shown herein are from Omaha, Nebraska. (Variance approximately 3 miles.)

Time from midnight to noon inclusive, is indicated by light face type; from noon to midnight inclusive, by dark face type.

Any person who, because of mental, physical or other disability, is incapable of properly caring for himself or herself, will be received as a passenger ONLY when accompanied by a competent attendant.

On trains that carry chair car porters, there is no charge for the services of the porter. There is a nominal charge for pillows.

Children under 5 years of age ride free, when accompanied by parent or guardian; 5 years of age and under 12, pay half fare; 12 years of age and over, pay full fare.

Should any question or difference of understanding arise with agents or conductors as to proper fare or ticket privileges, please pay fare requested, take receipt, and communicate with Passenger Traffic Manager, Omaha, Nebr. 68102.

Tickets unused or partly used, will be redeemed under tariff regulations at proper value. Passenger will be charged the lowest possible fare for the service actually used and refunded the difference between this and the purchase price.

Stopovers are permitted at all points where trains are scheduled to stop, within final limit of tickets, by notifying conductor.

Many attractive side trips and optional routes are available. Ask your local Agent or any Union Pacific representative for details.

Tickets reading via Union Pacific Railroad, with certain exceptions, will be honored by Greyhound Bus Lines between any two points between which Greyhound Bus Lines and the Union Pacific Railroad both operate.

You are requested to purchase your tickets before boarding the train.

At Chicago the Transfer coupon on a through railroad ticket entitles the holder, without additional charge, to have himself and hand luggage transferred in a Railroad Transfer Service car from his incoming to his outgoing station.

IDENTIFY YOUR BAGGAGE by marking or tagging each piece, both inside and out with your name and permanent address. This is a wise precaution whether baggage is to be checked or taken with you on the train.

Section Page
Address of Principal Union Pacific Stations... 28
Reserved Coach Seat Charges... 28
One Way Railroad Fares... 29
Round Trip Railroad Fares... 30 and 31
Pullman Sleeping Car Charges... 32 and 33
Pullman Seat Fares... 33
Union Pacific Representatives... 34 and 35

For the convenience and comfort of themselves and others passengers are requested to check their hand baggage whenever possible, except that actually needed for personal use enroute.

Checkable Baggage consists of wearing apparel, toilet articles and such personal effects as the passenger may need for use on the trip.

Money, jewelry, negotiable papers, liquids, fragile or perishable articles, radios, typewriters, dishes and household goods are examples of some of the articles not checkable as baggage. Consult Agent.

One hundred and fifty (150) pounds of baggage, not exceeding one hundred dollars (\$100.00) in value, may be checked on each adult ticket, and one-half those amounts in connection with children's half-fare tickets.

Passengers have the privilege of declaring additional value on checked baggage, not to exceed a total of \$2500.00, upon payment of a nominal charge, or of purchasing St. Paul Fire & Marine Insurance Company baggage insurance in any amount. Consult Agent.

Dogs and other small household pets may be transported in baggage cars subject to tariff regulations or they may be taken into room accommodations, when in suitable containers, subject to Pullman Company regulations.

Handling of dogs and pets in baggage cars on streamliner trains is necessarily restricted. Consult agent for details.

No single piece of baggage exceeding 300 pounds in weight, or single shipment in excess of \$2500.00 in value, will be checked. Exception: Boxes of heavy or corrugated pasteboard are limited to a gross weight of 50 pounds each.

All baggage should be marked plainly on outside with name and address of owner.

The Domeliner, Streamliner and Challenger trains do not handle checked baggage, remains and pets, to or from many intermediate points where passengers may board or detrain. It is suggested you check your baggage 24 hours in advance of your own departure.

In case of Lost Articles, communicate with Manager, Mail, Baggage & Express Traffic, Omaha, Nebraska 68102.

Union Pacific Railroad is not responsible for errors in time tables, inconvenience or loss resulting from delayed trains, failure to make connections, air conditioning failures, or emergency substitutions in equipment.

INDEX OF CONDENSED THROUGH TIME TABLES

Table with columns: BETWEEN AND, TABLE, BETWEEN AND, TABLE, BETWEEN AND, TABLE. Lists routes like Chicago-Omaha, St. Louis-Kansas City, Salt Lake City, Cedar City, Las Vegas, Pasadena, Los Angeles, Reno, San Francisco, Boise, Portland, Tacoma, Seattle, Spokane, Idaho Falls-Yellowstone, Teton.

INDEX TO UNION PACIFIC STATIONS

Each Time Table is numbered. The numbers opposite the Stations are the numbers of the time tables in which the stations are shown. Stations marked * are located on Divisions indicated by table numbers, but are not shown in folder tables.

Large index table with columns: Table No., Station Name, Table No., Station Name, Table No., Station Name, Table No., Station Name, Table No., Station Name, Table No., Station Name. Lists numerous stations across various states and territories.

Table of station locations with columns for Table No. and location names across various states including Colorado, Wyoming, Idaho, Oregon, Nevada, Utah, and Arizona.

Table of station locations with columns for Table No. and location names across various states including Colorado, Wyoming, Idaho, Oregon, Nevada, Utah, and Arizona.

WESTBOUND Read Down

CHICAGO — LOS ANGELES via Omaha and Salt Lake City

EASTBOUND Read Up

Table A Condensed Schedules. Includes columns for Domeliner City of Los Angeles, The Challenger, Train 5, and Train 6. Lists stations from Chicago to Los Angeles with departure and arrival times.

NO. 103-104—Domeliner CITY OF LOS ANGELES—DAILY. Cars from Chicago run via C. M. St. P. & P. to Omaha; thence U. P. Coach Seat Reservation Charge—See Page 28.

Dome Lounge Car... Chicago—Los Angeles—for sleeping car passengers. Streamlined Sleeping Cars... Chicago—Los Angeles—11 Double Bedrooms, 5 Double Bedrooms, 2 Compartments, 2 Drawing-rooms.

Special Coach Seat Reservation Charge. See Page 28. Motor Bus between Lund and Cedar City. See Table No. 6 for additional bus service during Park season only.

NO. 103-104—THE CHALLENGER Domeliner—DAILY. Cars from Chicago run via C. M. St. P. & P. to Omaha; thence U. P. Coach Seat Reservation Charge—See Page 28.

Dome Coach... Chicago—Los Angeles—36 leg rest seats reserved; dome seats not reserved. Reclining Seat—Leg Rest Coaches... Chicago—Los Angeles—all seats reserved.

NO. 5-6—DAILY. Reclining Seat Coaches... Omaha—Los Angeles—seats not reserved.

Conditional stop; See Table 3. Limited handling of checked baggage on these trains; consult agent. (C.S.T.) Central standard time. (M.S.T.) Mountain standard time. (P.S.T.) Pacific standard time.

CHICAGO — SAN FRANCISCO—via Omaha

WESTBOUND Read Down

EASTBOUND Read Up

Table B Condensed Schedules. Includes columns for Domeliner City of San Francisco, Table B, and Domeliner City of San Francisco. Lists stations from Chicago to San Francisco with departure and arrival times.

NO. 103-9-101; 102-10-104—Domeliner CITY OF SAN FRANCISCO—DAILY. Trains run via C. M. St. P. & P. Chicago—Omaha; U. P. Omaha—Ogden; S. P. Ogden—San Francisco.

Coach Seat Reservation Charge—See Page 28. Dome Lounge Car... Chicago—Cheyenne. Streamlined Sleeping Cars... Chicago—San Francisco—Double Bedrooms, Roomettes.

Passengers use Motor Bus between trainside at Oakland (16th Street) and San Francisco (3rd and Townsend Station) via the Bay Bridge, affording a panoramic view of the San Francisco Bay area.

These lounge cars are for exclusive use of sleeping car passengers. The City of San Francisco has a lounge car for coach passengers. Conditional stop; see Table 1. Limited handling of checked baggage on this train; consult agent.

Time from 12:01 midnight to 12:00 noon shown in light face type. Time from 12:01 noon to 12:00 midnight shown in heavy face type.

CHICAGO—OMAHA—DENVER

WESTBOUND Read Down

EASTBOUND Read Up

Table C Condensed Schedules. Includes columns for Advance Coach Seat Reservations Required, City of Denver, Table C, City of Denver, and Advance Coach Seat Reservations Required. Lists stations from Chicago to Denver with departure and arrival times.

NO. 105-111; 112-106—CITY OF DENVER—DAILY. Trains runs via C. M. St. P. & P. Chicago—Omaha; U. P. Omaha—Denver.

Streamlined Sleeping Car... Chicago—Denver—Roomettes, Double Bedrooms. Reclining Seat—Leg Rest Coaches... Chicago—Denver (all seats reserved).

Stops to let off or take paying passengers to or from points where these trains are regularly scheduled to stop. Motor bus connections at East Los Angeles. See tables 7, 8 and 9 for complete information on bus schedules to and from East Los Angeles.

CHICAGO — PORTLAND and SEATTLE via Omaha and Cheyenne

Table D: Condensed Schedules. Includes Westbound Read Down and Eastbound Read Up sections with train numbers, times, and destinations like Chicago, Omaha, and Portland.

NOS. 105-106 - Domeline CITY OF PORTLAND-DAILY. C. M. St. P. & P. to Omaha; No. 457-450 Portland-Seattle. Includes details on lounge cars, reclining seats, and dining services.

SAVE! UNION PACIFIC'S LOW WEEK-END ROUND-TRIP FARES. (Not applicable locally between Las Vegas and Los Angeles, or between Portland and Seattle). Only slightly higher than regular one-way fares. LEAVE FRIDAY, SATURDAY, OR SUNDAY RETURN BY MIDNIGHT MONDAY. In effect NOW THRU DEC. 17 AND JAN. 5 THRU MAY 26.

Idaho Falls, Idaho is rail gateway to Yellowstone and Grand Teton National Parks. During summer season (June 12 through August 28) coaches (from Salt Lake City and through Pocatello) set out for occupancy at Idaho Falls (6:30 A.M. inbound; 9:30 P.M. out-bound).

Limited handling of checked baggage on Trains 105-106; consult agent. * Daily train No. 457-458. † Daily Train No. 460. (C.S.T.) Central Standard time (M.S.T.) Mountain Standard time. (P.S.T.) Pacific Standard time. Time from 12.01 midnight to 12.00 noon shown in light face type. Time from 12.01 noon to 12.00 midnight shown in heavy face type.

We solicit your kind consideration and cooperation PLEASE DON'T BE A "NO SHOW." (A "no show" is the person who reserves coach or Pullman accommodations in advance and then fails to cancel out when his plans change.) So that we may serve you better, please be sure to cancel reservations promptly when it is found you will not use the space you have reserved. We can then serve you and others better by not having any space go unused.

ST. LOUIS and KANSAS CITY — LOS ANGELES via Denver

Table E: Condensed Schedules. Includes Westbound Read Down and Eastbound Read Up sections with train numbers, times, and destinations like St. Louis, Kansas City, and Los Angeles.

NO. 209-9-103; 104-10-210 - Domeline CITY OF ST. LOUIS-DAILY. N & W 209-210—Kansas City; No. 9-10—Cheyenne; 103-104 Los Angeles. Includes details on lounge cars, reclining seats, and dining services.

NO. 103-104 - Domeline CITY OF LOS ANGELES-DAILY. (See Table A, Page 6 for equipment). C—Conditional stop; See Table 3. □ Conditional stop; see Table 30. * Motor bus between Lund and Cedar City. See Table 6 for additional bus service during Park Season only. † Motor bus connections with main line trains at East Los Angeles. See tables 7, 8 and 9 for complete information on bus schedules to and from East Los Angeles.

Union Pacific Motor Coach Service TO AND FROM EAST LOS ANGELES, CALIF. The Union Pacific maintains a passenger station at East Los Angeles, from which it operates motor coaches direct to Glendale, Pasadena, Alhambra, San Pedro, Long Beach, Disneyland Hotel, Anaheim, Orange, Fullerton, La Habra, Whittier and intermediate points. See Tables 7, 8 and 9 on page 18 for local schedules of all motor coaches. Passengers ticketed for those places may leave train at East Los Angeles where waiting motor coaches will take them direct to destination without extra charge. These motor coaches also deliver eastbound passengers to the East Los Angeles station.

ST. LOUIS—KANSAS CITY—PORTLAND—SEATTLE via Denver

Table F: Condensed Schedules All Trains Daily. Includes Westbound and Eastbound schedules for routes between St. Louis, Kansas City, Portland, and Seattle via Denver.

NO. 17-18—PORTLAND ROSE—DAILY
Streamlined Sleeping Cars Denver—Portland—Sections, Roomettes, Double Bedrooms. (Occupancy until 7:30 a.m.)
Reclining Seat Coaches... Kansas City—Portland.
Buffet-Lounge Car... Denver—La Grande—cafeteria meal service, snacks and beverages.

ST. LOUIS—KANSAS CITY—SAN FRANCISCO via Denver

Table G: Condensed Schedules All Trains Daily. Includes Westbound and Eastbound schedules for routes between St. Louis, Kansas City, and San Francisco via Denver.

NO. 209-9-101; 102-10-210 — Domeliner — CITY OF ST. LOUIS — CITY OF SAN FRANCISCO — DAILY
N & W No. 209-210—Kansas City; No. 9-10—Ogden; S. P. No. 101-102—San Francisco.
Coach Seat Revervation Charge—See Page 28.

ST. LOUIS—KANSAS CITY—DENVER

Table H: Condensed Schedules All Trains Daily. Includes Westbound and Eastbound schedules for routes between St. Louis, Kansas City, and Denver.

Equipment for Table H
NO. 209-9; 10-210— Domeliner CITY OF ST. LOUIS—DAILY
N & W 209-210—Kansas City; U. P. 9-10—Denver.
Coach Seat Reservation Charge—See Page 28.

DENVER—SALT LAKE CITY

Table J: Condensed Schedules All Trains Daily. Includes Westbound and Eastbound schedules for routes between Denver and Salt Lake City.

Equipment for Table J
NO. 9-103; 104-10— Domeliner CITY OF ST. LOUIS—DAILY
Coach Seat Reservation Charge—See Page 28.

ST. LOUIS — KANSAS CITY — DENVER — SPOKANE

Table K: Condensed Schedules All Trains Daily. Includes Westbound and Eastbound schedules for routes between St. Louis, Kansas City, Denver, and Spokane.

Equipment for Table K
NO. 209-9-105-Bus; 10-106-10-210— Domeliner—CITY OF ST. LOUIS—CITY OF PORTLAND
N & W 209-210—Kansas City; U. P. No. 9-10—Cheyenne; 105-(Pendleton) 106—Hinkle; Bus-No. 19 Spokane

Motor Bus, Rail tickets honored.
Checked baggage not handled to or from station at Kansas City, Kans.
Conditional stop; see Tables 24 or 30.
(C.S.T.) Central Standard Time.
(M.S.T.) Mountain Standard Time.
(P.S.T.) Pacific standard Time.

Check the advantages of the... Low Family Fares

In effect daily. Good in coaches and sleeping-cars. Liberal baggage allowance.
Ask your local Union Pacific Agent or Travel Agent to figure the cost.

CHICAGO-ST. LOUIS-KANSAS CITY-DENVER-IDAHO FALLS-YELLOWSTONE-TETON

Table L Summer Season All Trains Daily. Includes routes for Chicago (GST) GMST&P Ar, St. Louis (G.S.T.) (N&W) Ar, Kansas City, Denver (M.S.T.), Cheyenne, Green River, Ogden, and Jackson Lake Lodge.

209-9-35; 36-10-210 CITY OF ST. LOUIS-BUTTE SPECIAL-DAILY. N & W 209-210, St. Louis-Kansas City; No. 9-10-Ogden; No. 35-36-Pocatello-Idaho Falls.

105-35; 36-106 CITY OF PORTLAND-BUTTE SPECIAL-DAILY. C. M. St. P. & P. No. 105-106-Omaha; No. 105-106-Pocatello.

103-35; 36-104 CITY OF LOS ANGELES-BUTTE SPECIAL-DAILY. C. M. St. P. & P. No. 103-104-Omaha; No. 103-104-Ogden; No. 35-36-Idaho Falls.

LOS ANGELES-SALT LAKE CITY-IDAHO FALLS-YELLOWSTONE-TETON-BUTTE

Table O Condensed Schedules All Trains Daily. Includes routes for Los Angeles (P.S.T.) Ar, East Los Angeles, Riverside, San Bernardino, Barstow, Las Vegas, Callente (M.S.T.), Lund, Milford, Lynnndyl, Salt Lake City, Ogden, Pocatello, Blackfoot, Idaho Falls, Dubois, Spencer, Lima, Red Rock, Dillon, Melrose, Silver Bow, and Butte (M.S.T.).

NO. 6-35; 36-5-BUTTE SPECIAL-DAILY. No. 6-5 Los Angeles - Salt Lake City; No. 35-36 Salt Lake City - Butte. Sleeping Car-Snack Bar... Salt Lake City - Butte-4 Sec., 6 Rmte., 4 Dbl. Bdrm. Snack and beverage service.

Footnotes for Page 12

(f) Stops only on signal. These motor buses operate only during Yellowstone-Grand Teton National Parks season, June 13 through August 28. (C.S.T.) Central standard time, (M.S.T.) Mountain standard time, (P.S.T.) Pacific standard time.

FOR BUSINESS OR PLEASURE RELAX ON A TRAIN- RENT A CAR - AVIS OR HERTZ AT YOUR DESTINATION

LOS ANGELES-SPOKANE-PORTLAND Via Shoshone(SUN VALLEY)-Boise-Nampa

Table R Condensed Schedules All Trains Daily. Includes routes for Los Angeles (P.S.T.), East Los Angeles, Las Vegas (PT), Salt Lake City (MST), Salt Lake City (M.S.T.), Ogden, Green River, Pocatello, Shoshone, Sun Valley, and Spokane (P.S.T.).

Equipment for Table R. NO. 104-105-(BUS)-CITIES OF LOS ANGELES-PORTLAND-DAILY. NO. 106-(19)-103-CITIES OF PORTLAND-LOS ANGELES-DAILY. NO. 6-35-11-DAILY. NO. 12-36-5-DAILY.

SALT LAKE CITY-BOISE-PORTLAND-SEATTLE

Table T Condensed Schedules All Trains Daily. Includes routes for Salt Lake City (M.S.T.), Ogden, Green River, Pocatello, Shoshone, Sun Valley, and Seattle (P.S.T.).

Equipment for Table T. NO. 104-105-457-CITIES OF LOS ANGELES-PORTLAND-DAILY. NO. 460-106-103-CITIES OF PORTLAND-LOS ANGELES-DAILY. NO. 35-11-DAILY. NO. 12-36-DAILY.

CHICAGO-OMAHA-SPOKANE Walla Walla-Lewiston-Moscow-Pullman

Table S Condensed Schedules All Trains Daily. Includes routes for Chicago (C.T.) C.M. St. P. & P. Ar, Omaha (Union Pacific), North Platte (C.T.), North Platte (M.T.), Cheyenne, Cheyenne, Pocatello, Boise, Huntington (M.T.), Huntington (P.T.), Hinkle, Pendleton, Hinkle, and Spokane.

Equipment for Table S. NO. 105-Domliner CITY OF PORTLAND-DAILY. NO. 19-SPOKANE TO HINKLE-DAILY. NO. 106-Domliner CITY OF PORTLAND-DAILY.

Conditional stop; see Table 20. Motor Bus. This service is provided passengers arriving or departing Shoshone and holding proper tickets to and from Sun Valley. No bus service during period Sun Valley is closed Oct. 20 to Dec. 16 and Apr. 10 to May 1. (M.S.T.) Mountain Standard time. Operates Saturday and Sunday only.

Via Western Greyhound Bus north of Pendleton, rail tickets honored. (C.T.) Central time. (M.T.) Mountain time. (P.T.) Pacific time. Time from 12.01 midnight to 12.00 noon shown in light face type. Time from 12.01 noon to 12.00 midnight shown in heavy face type.

PORTLAND, TACOMA AND SEATTLE

Table with columns for train numbers (407, 459, 457) and destinations (Portland, Tacoma, Seattle) with corresponding fares.

Equipment for Table W NORTHBOUND

NO. 457—DAILY Club-Lounge Car... Portland to Seattle. Reclining Seat Coaches... Portland to Seattle (not reserved). Dining Car... Portland to Seattle.

NO. 407—DAILY Parlor Car... Portland to Seattle (R. R. Owned) Reclining Seat Coaches... Portland to Seattle. Buffet-Dining Car... Serving cafeteria style meals enroute.

NO. 459—DAILY Reclining Seat Coaches... Portland to Seattle. Sandwich Service... Portland to Seattle.

SOUTHBOUND

NO. 460—DAILY Reclining Seat Coaches... Seattle to Portland. Sandwich Service... Seattle to Portland.

NO. 408—DAILY Parlor Car... Seattle to Portland (R. R. Owned). Reclining Seat Coaches... Seattle to Portland. Buffet-Dining Car... Serving cafeteria style meals enroute.

NO. 458—DAILY Club-Lounge Car... Seattle to Portland. Reclining Seat Coaches... Seattle to Portland (not reserved). Dining Car... Seattle to Portland.

Rail Travel Credit Cards

Now any person or company with proper credit may arrange for a convenient Charge-it Card. They are good on Union Pacific and many other railroads; can be used not only for rail and sleeping car tickets, but for services in dining cars and club lounge cars, if latter not prohibited by State law.

Check the advantages of the Low Family Fares

- Saves money when family travels together by train. Good in coaches or sleeping cars. Liberal free baggage allowance. Good any day of week — going or returning. Good on all trains. Good for either one-way or round trip travel.

ASK YOUR LOCAL TRAVEL OR UNION PACIFIC AGENT TO GIVE YOU FULL DETAILS AND COST.

UNION PACIFIC RAILROAD

BAGGAGE ALLOWANCE-150 POUNDS

One hundred and fifty (150) pounds of baggage may be checked to destination on each full fare ticket, 75 pounds for each half-fare ticket for only 25 cents for each hand bag, 50 cents for each trunk. You may declare additional value on your checked baggage up to \$2,500.00 upon payment of a nominal charge, or purchase St. Paul Fire & Marine Insurance Co. baggage insurance in any amount. Consult agent.

Call R·E·A EXPRESS FOR EAGER-BE AVER SERVICE



◆ Arrives, departs Seattle Union Depot. ◇ Arrives, departs Seattle King Street Station. ▲ Rail station is at Kelso. There is bus service between Kelso and Longview every 20 minutes. ○ Motor Bus, Rail tickets honored.

Chicago and Omaha to Colorado, Utah, California and Pacific Northwest

Large table with columns for WESTBOUND-Read Down and EASTBOUND-Read Up, listing train routes, stations, and fares.

Railroad Transfer Service PASSENGERS-BAGGAGE CHICAGO, ILL. THERE IS NO EXTRA CHARGE

FOR TRANSFERRING BETWEEN CHICAGO STATIONS The transfer coupon on your through ticket entitles you to a transfer of luggage and a comfortable ride in a railroad transfer service temperature

controlled coach from your incoming Chicago train to your outgoing station at no cost. SPECIAL LUGGAGE SERVICE If you have three hours or more between trains, you can give your luggage to the railroad

transfer service agent upon arrival, before boarding coaches, and pick it up at the parcel room of the outgoing station. The charge will be the usual parcel room checking fee, plus 25 cents.

For explanation of reference marks, see page 16.

Chicago and Omaha to Colorado, Utah, California and Pacific Northwest

WESTBOUND—Read Down						EASTBOUND—Read Up							
Dome-liner City of San Fran. 9-101 Daily	Dome-liner City of Los Angls. 103 Daily	The Challenger 103 Daily	Dome-liner City of Portland 105 Daily	Dome-liner City of St. Louis 9 Daily	Train 5 Daily	MILES	Dome-liner City of San Fran. 102-10 Daily	Dome-liner City of Los Angls. 104 Daily	The Challenger 104 Daily	Dome-liner City of Portland 106 Daily	Train 6 Daily	Dome-liner City of St. Louis 10 Daily	Portland Rose 18 Daily
10.15	10.45	10.45	10.30	10.15	9.20	9.20	6.00	5.50	5.50	3.00	6.30	6.00	6.30
11.37	12.07	12.07	11.52	11.37	10.50	10.50	4.41	4.21	4.21	1.30	5.15	4.41	5.15
11.38	12.08	12.08	11.53	11.38	10.50	10.50	4.40	4.20	4.20	1.29	5.05	4.40	5.05
1.24	1.54	1.54	1.39	1.24	1.05	1.05	2.57	2.35	2.35	11.40	3.10	2.57	3.10
1.25	1.55	1.55	1.40	1.25	1.15	1.15	2.56	2.34	2.34	11.39	3.00	2.56	3.00
3.12	3.42	3.42	3.27	3.12	3.15	3.15	1.10	1.24	1.24	9.45	12.52	1.10	12.52
3.45	4.15	4.15	4.00	3.45	3.40	3.40	12.50	12.20	12.20	9.25	12.30	12.50	12.30
3.55	4.25	4.25	4.10	3.55	3.50	3.50	12.45	12.15	12.15	9.15	12.15	12.45	11.30
5.39	6.09	6.09	5.39	5.39	5.22	5.22	11.05	10.35	10.35	10.23	11.05	11.05	11.05
6.40	7.10	7.10	6.40	6.40	6.27	6.27	11.04	10.34	10.34	10.18	11.04	11.04	11.04
7.30	8.00	8.00	7.30	7.30	7.15	7.15	9.35	9.05	9.05	8.45	9.35	9.35	9.35
8.30	9.05	9.05	8.30	8.30	8.15	8.15	9.05	8.50	8.50	7.20	9.05	9.05	9.05
9.05	9.05	9.05	9.05	9.05	9.20	9.20	8.00	8.00	8.00	6.30	8.00	8.00	8.00
12.30	12.30	12.30	12.30	12.30	5.00	5.00	2.30	2.30	2.30	11.15	2.30	2.30	2.30
1.50	1.50	1.50	1.50	1.50	1.50	1.50	2.15	2.15	2.15	2.15	2.15	2.15	2.15

For Complete Schedules, Ogden-Los Angeles, see Table 3; Green River-Portland, Table 20; Ogden-San Francisco, Table 14; Denver-Kansas City-St. Louis, Tables 24 and 30.

Footnotes for Tables 1 and 2

- ▲ See page 27 for motor bus connections with U. P. trains at Omaha, Fremont, Columbus and Grand Island.
- △ Limited handling of checked baggage on these trains; consult agent.
- (f) Stops only on signal.
- ◆ Mileage shown on mile posts is from Council Bluffs. See General Information, page 2.
- # Stops to let off revenue passengers from Sidney, Nebr. or beyond.
- A Stops to take or let off paying passengers Denver and beyond; or to let off or take paying passengers Omaha or beyond.
- C Stops to take paying passengers for Las Vegas or beyond.
- D Stops to let off paying passengers from Cheyenne or beyond; also to take for Omaha or beyond.
- E Stops to let off paying passengers from Cheyenne or beyond.
- F Stops to let off paying passengers from Denver or East.
- G Stops to take on or let off paying passengers for Reno or beyond.
- H Stops to let off paying passengers from points beyond Savanna.
- J Stops to let off paying passengers from Las Vegas or beyond.
- K Stops to take paying passengers for points beyond Savanna.
- L Stops to take revenue passengers for Sidney, Nebr. or beyond.
- M Stops to take paying passengers for North of Granger, or for Ogden and beyond.
- N Stops to let off paying passengers from Omaha or beyond; also to take paying passengers for North of Granger, or for Ogden and beyond.
- O Stops to take or let off paying passengers.
- P Stops to let off paying passengers from Cheyenne or East.
- V Stops to let off paying passengers from Granger or beyond; also to take paying passengers for Denver, or beyond.
- W Stops to let off paying passengers from Granger or beyond; also to take paying passengers for Cheyenne or beyond.
- Z Stops to let off paying passengers from Hampshire; also from Savanna or beyond.

NOTE—There is bus service between Kimball and Gering, Harrisburg and Scottsbluff, Nebr. On arrival Kimball consult local bus agent about bus schedules.

Between Chicago, Omaha, Denver, Ogden, Salt Lake City and Los Angeles

WESTBOUND—Read Down				EASTBOUND—Read Up			
Train 5 Daily	Dome-liner City of St. Louis 209-9-103 Daily	The Challenger 103 Daily	Dome-liner City of Los Angeles 103 Daily	Dome-liner City of Los Angeles 104 Daily	The Challenger 104	Dome-liner City of St. Louis 104-10-210 Daily	Train 6 Daily
10.45	10.45	10.45	10.45	11.59	11.59	11.59	11.59
4.20	4.20	4.20	4.20	3.10	3.10	3.10	3.10
3.35	3.35	3.35	3.35	11.00	11.00	11.00	11.00
7.45	7.45	7.45	7.45	9.55	9.55	9.55	9.55
7.30	7.30	7.30	7.30	6.35	6.35	6.35	6.35
6.45	6.45	6.45	6.45	11.10	11.10	11.10	11.10
8.50	8.50	8.50	8.50	10.15	10.15	10.15	10.15
9.10	9.10	9.10	9.10	7.10	7.10	7.10	7.10
7.15	7.15	7.15	7.15	5.50	5.50	5.50	5.50
9.30	9.30	9.30	9.30	9.05	9.05	9.05	9.05
10.45	10.45	10.45	10.45	8.50	8.50	8.50	8.50
8.00	8.00	8.00	8.00	8.00	8.00	8.00	8.00
8.15	8.15	8.15	8.15	7.35	7.35	7.35	7.35
9.05	9.05	9.05	9.05	7.35	7.35	7.35	7.35
10.00	10.00	10.00	10.00	6.00	6.00	6.00	6.00
10.50	10.50	10.50	10.50	4.45	4.45	4.45	4.45
12.15	12.15	12.15	12.15	3.13	3.13	3.13	3.13
12.35	12.35	12.35	12.35	2.55	2.55	2.55	2.55
1.50	1.50	1.50	1.50	1.45	1.45	1.45	1.45
2.00	2.00	2.00	2.00	1.35	1.35	1.35	1.35
2.45	2.45	2.45	2.45	1.00	1.00	1.00	1.00
3.00	3.00	3.00	3.00	12.45	12.45	12.45	12.45
4.00	4.00	4.00	4.00	11.50	11.50	11.50	11.50
12.45	12.45	12.45	12.45	4.00	4.00	4.00	4.00
2.45	2.45	2.45	2.45	3.00	3.00	3.00	3.00
4.50	4.50	4.50	4.50	1.00	1.00	1.00	1.00
7.00	7.00	7.00	7.00	11.15	11.15	11.15	11.15
7.25	7.25	7.25	7.25	8.00	8.00	8.00	8.00
4.40	4.40	4.40	4.40	6.30	6.30	6.30	6.30
4.55	4.55	4.55	4.55	5.00	5.00	5.00	5.00
4.40	4.40	4.40	4.40	4.00	4.00	4.00	4.00
4.55	4.55	4.55	4.55	3.00	3.00	3.00	3.00
4.40	4.40	4.40	4.40	2.00	2.00	2.00	2.00
4.55	4.55	4.55	4.55	1.00	1.00	1.00	1.00
4.40	4.40	4.40	4.40	10.05	10.05	10.05	10.05
4.55	4.55	4.55	4.55	9.50	9.50	9.50	9.50
4.40	4.40	4.40	4.40	7.30	7.30	7.30	7.30
4.55	4.55	4.55	4.55	7.10	7.10	7.10	7.10
4.40	4.40	4.40	4.40	6.00	6.00	6.00	6.00
4.55	4.55	4.55	4.55	5.00	5.00	5.00	5.00
4.40	4.40	4.40	4.40	4.00	4.00	4.00	4.00
4.55	4.55	4.55	4.55	3.00	3.00	3.00	3.00
4.40	4.40	4.40	4.40	2.00	2.00	2.00	2.00
4.55	4.55	4.55	4.55	1.00	1.00	1.00	1.00
4.40	4.40	4.40	4.40	11.10	11.10	11.10	11.10
4.55	4.55	4.55	4.55	10.05	10.05	10.05	10.05
4.40	4.40	4.40	4.40	9.50	9.50	9.50	9.50
4.55	4.55	4.55	4.55	8.50	8.50	8.50	8.50
4.40	4.40	4.40	4.40	7.50	7.50	7.50	7.50
4.55	4.55	4.55	4.55	6.50	6.50	6.50	6.50
4.40	4.40	4.40	4.40	5.50	5.50	5.50	5.50
4.55	4.55	4.55	4.55	4.50	4.50	4.50	4.50
4.40	4.40	4.40	4.40	3.50	3.50	3.50	3.50
4.55	4.55	4.55	4.55	2.50	2.50	2.50	2.50
4.40	4.40	4.40	4.40	1.50	1.50	1.50	1.50
4.55	4.55	4.55	4.55	1.00	1.00	1.00	1.00

Footnotes for Table 3

- ▲ Motor bus between Lund and Cedar City. See Table No. 6 with footnote for additional bus service during Park season only.
- ◆ Motor bus connections with main line trains at East Los Angeles.
- Limited handling of checked baggage on these trains; consult agent.
- (f) Stops only on signal.
- C Stops to let off paying passengers from Ogden or beyond; or to take for Los Angeles.
- D Stops to let off or take passengers.
- E Stops to let off paying passengers from Los Angeles; or to take for Ogden or beyond.
- N See Tables 24 and 30 for service between St. Louis, Kansas City, Denver and Cheyenne.
- ◆ Mileage shown on mile posts is from Council Bluffs. See General Information, page 2.

(C.S.T.) Central Stand. Time (M.S.T.) Mount. Stand. Time (P.S.T.) Pacific Stand. Time.

Time from 12:01 midnight to 12:00 noon shown in light face type.

Time from 12:01 noon to 12:00 midnight shown in heavy face type.

UNION PACIFIC
offers stopover privileges at fabulous LAS VEGAS enroute to and from Southern California via the
DOMELINERS
CITY OF LOS ANGELES
THE CHALLENGER
CITY OF ST. LOUIS

Low Family Fares in effect daily. Good in sleeping cars and coaches.

Between Chicago, Omaha, Denver, Ogden, Salt Lake City and Los Angeles

Table No. 3 (Continued) The Overland Route Pacific Standard Time. WESTBOUND—Read Down and EASTBOUND—Read Up. Includes train numbers, times, and elevations for routes between Chicago, Omaha, Denver, Ogden, Salt Lake City, and Los Angeles.

Footnotes for Tables 5 to 11, Inclusive. † Daily except Sunday. ‡ No. 306 leaves Provo daily except Saturdays. ▲ Daily motor coach service of the Union Pacific Stage Co. shown in tables 7, 8 and 9, is operated over public highways. Rail tickets honored.

See tables 7, 8 and 9 on this page, for more complete motor bus schedules to and from East Los Angeles.

Salt Lake City — Provo — Lynndyl. Table No. 5 Mountain Standard Time. Includes train numbers, times, and elevations for routes between Salt Lake City, Provo, and Lynndyl.

East Los Angeles — Pasadena — Glendale. Table No. 7 Pacific Time. Includes motor bus numbers, times, and elevations for routes between East Los Angeles, Pasadena, and Glendale.

East Los Angeles — Long Beach — San Pedro. Table No. 8 Pacific Time. Includes motor bus numbers, times, and elevations for routes between East Los Angeles, Long Beach, and San Pedro.

East Los Angeles — Whittier — Anaheim. Table No. 9 Pacific Time. Includes motor bus numbers, times, and elevations for routes between East Los Angeles, Whittier, and Anaheim.

Salt Lake City—Lund—Cedar City—Los Angeles. Table No. 6 Mountain Standard Time. Includes train numbers, times, and elevations for routes between Salt Lake City, Lund, Cedar City, and Los Angeles.

Las Vegas—Boulder City—Hoover Dam—Lake Mead. Table No. 10 Pacific Time. Includes schedule numbers, times, and elevations for routes between Las Vegas, Boulder City, Hoover Dam, and Lake Mead.

Las Vegas—Phoenix—Tucson (Las Vegas—Tonopah—Reno Stage Line). Table No. 11. Includes bus numbers, times, and elevations for routes between Las Vegas, Phoenix, and Tucson.

Local freight with caboose for passengers. Motor bus between Lund and Cedar City, gateway to Zion, Bryce Canyon, Grand Canyon National Parks. Operates Only During Park Season, June 11 - Sept. 4. Local freight with caboose for passengers operates from Provo 11 A.M. Mon., Wed., Fri., and from Lynndyl 11 A.M. Tue., Thu., Sat.

Chicago, Omaha, Ogden and San Francisco

Table No. 14 The Overland Route. WESTBOUND Read Down and EASTBOUND Read Up. Includes train numbers, times, and elevations for routes between Chicago, Omaha, Ogden, and San Francisco.

(f) Stops only on signal. ▲ Limited handling of checked baggage on these trains; consult agent. ■ Leaves and arrives from Third Street station. K Upon advance arrangement with agent at La Salle, and upon payment of regular local cab fare, Yellow Cab Co. will meet all trains at La Salle for transfer to and from Greeley. ♦ Mileage shown on mile posts is from Council Bluffs. See General Information, page 2. ▲ See page 26 for motor bus connections with U. P. trains at Omaha, Fremont, Columbus and Grand Island.

Chicago, Omaha and Denver

Table No. 17 The Overland Route All Trains Daily. (Central Standard Time) and (Mountain Standard Time). Includes train numbers, times, and elevations for routes between Chicago, Omaha, and Denver.

Between Chicago, Omaha and Spokane, Portland, Tacoma and Seattle

Table No. 20 The Overland Route. WESTBOUND-Read Down and EASTBOUND-Read Up. Includes routes from Chicago to Omaha, St. Louis, Denver, Cheyenne, and further to Spokane, Portland, Tacoma, and Seattle.

Footnotes for Pages 20 and 21

- Motor bus. This service is provided passengers arriving or departing Shoshone and holding proper tickets to and from Sun Valley, Idaho.
No bus service during period Sun Valley is closed Oct. 20 to Dec. 16 and Apr. 10 to May 1.
Idaho Falls, Idaho is rail gateway to Yellowstone and Grand Teton National Parks.

For equipment, see pages 6 to 14, inclusive.

Between Chicago, Omaha and Spokane, Portland, Tacoma and Seattle

Table No. 20 (Continued) The Overland Route. WESTBOUND-Read Down and EASTBOUND-Read Up. Includes routes from Spokane, Portland, Tacoma, and Seattle to other destinations.

Footnotes for Pages 20 and 21


- (Continued from page 20)
Bus from Pendleton.
Stops to let off paying passengers from Vancouver and beyond; also to take for points beyond Seattle.
Stops to let off paying passengers from Spokane and East.
Trains 457 and 460 carry passengers to and from East Olympia and Portland and Seattle.
Union Pacific rail tickets to or from certain stations (consult agent) are honored on Harbor Lines, Inc., buses operating over public highway only through towns where time is shown.

Between Portland, Tacoma and Seattle

Table No. 20A Continued. Pacific Standard Time. Includes routes between Portland, Tacoma, and Seattle.

Portland-Olympia-Aberdeen-Hoquiam

Table No. 21 (Pacific Standard Time). Includes routes between Portland, Olympia, Aberdeen, and Hoquiam.



For equipment, see pages 6 to 14, inclusive.

For explanation of reference marks, see page 20.

St. Louis, Kansas City, and Denver

Table No. 24 The Overland Route (Central Standard Time) Table No. 26 Solomon - Beloit (Central Time) Table No. 27 Kansas City - Salina McPherson (Central Time) Table No. 31 Denver - La Salle - Greeley - Ft. Collins (Mountain Standard Time)

Denver, Cheyenne and Salt Lake City

Table No. 30 The Overland Route (Mountain Standard Time) Table No. 28 Kansas City - Salina Plainville - Oakley (Central Time) Table No. 29 Kansas City - Salina McPherson (Central Time)

Solomon - Beloit

Table No. 26 Solomon - Beloit (Central Time) Table No. 28 Kansas City - Salina Plainville - Oakley (Central Time) Table No. 29 Kansas City - Salina McPherson (Central Time)

Kansas City - Salina

Table No. 27 Kansas City - Salina McPherson (Central Time) Table No. 29 Kansas City - Salina McPherson (Central Time)

Echo - Coalville - Park City

Table No. 32 Echo - Coalville - Park City (Mountain Time) Table No. 33 Laramie - Centennial - Walden (Mountain Time)

Laramie - Centennial - Walden

Table No. 33 Laramie - Centennial - Walden (Mountain Time) Table No. 34 Walcott - Saratoga Encampment (Mountain Time)

Denver - La Salle - Greeley - Ft. Collins

Table No. 31 Denver - La Salle - Greeley - Ft. Collins (Mountain Standard Time)

Salt Lake City, Ogden, Pocatello, Idaho Falls and Butte

Table No. 36 The Overland Route (Mountain Standard Time) Table No. 37 Cache Junction - Logan - Preston (Mountain Time) Table No. 39 Salt Lake City - Ogden - Pocatello - Idaho Falls 36 (Mountain Time) Table No. 40 Salt Lake - Idaho Falls - Victor - Grand Teton (Summer Season) (Mountain Time)

Cache Junction - Logan - Preston

Table No. 37 Cache Junction - Logan - Preston (Mountain Time) Table No. 39 Salt Lake City - Ogden - Pocatello - Idaho Falls 36 (Mountain Time)

Salt Lake - Idaho Falls - Yellowstone (Summer Season)

Table No. 39 Salt Lake City - Ogden - Pocatello - Idaho Falls 36 (Mountain Time) Table No. 40 Salt Lake - Idaho Falls - Victor - Grand Teton (Summer Season) (Mountain Time)

Salt Lake - Idaho Falls - Victor - Grand Teton

Table No. 40 Salt Lake - Idaho Falls - Victor - Grand Teton (Summer Season) (Mountain Time)

Footnotes for Pages 22 and 23 A Stops to take on or to let off paying passengers. B Stops to take paying passengers for Denver and beyond. C Stops to let off paying passengers from Denver and beyond. D Stops to take paying passengers for Salina or beyond. E Stops to let off paying passengers; also to take for Idaho Falls or beyond. H Stops to take paying passengers; also let off from Idaho Falls or beyond. J Stops to let off paying passengers from Granger or beyond, also to take paying passengers for Denver or beyond. K Freight service only. N Stops to let off paying passengers from Topeka, Lawrence and Kansas City or beyond; also to take for Denver or beyond. O Stops to let off paying passengers from Denver or beyond; also to take for Kansas City or beyond. R Stops to take paying passengers for Denver or beyond; also to let off paying passengers from Salina and east thereof. T Stops to let off paying passengers from Denver and beyond; also to take for Salina and east thereof where train is scheduled to stop.

W Conditional stop; see table 2. X Stops to let off paying passengers from Denver and beyond; also to take for Topeka, and for Kansas City and beyond. Z Stops to let off paying passengers from east of Denver; also to take for Laramie or scheduled stops beyond. (f) Stops only on signal. † Daily except Sunday. * Daily. □ Mixed train. + Checked baggage not handled to or from station at Kansas City, Kans. ■ Nos. 35 and 36 carry set out coaches between Salt Lake City and Idaho Falls during Park season June 12 through August 28. Occupancy inbound until 6:30 A.M., outbound at 9:30 P.M. ● Local freight with caboose only. ♦ Connecting motor bus between Idaho Falls and Old Faithful for passengers holding Yellowstone Park tour transportation only. Breakfast stop at Flamingo Inn, Idaho Falls on inbound trip. ○ Connecting motor bus between Idaho Falls and Jackson Lake Lodge for passengers holding Grand Teton Park tour transportation. Breakfast stop at Flamingo Inn, Idaho Falls on inbound trip.

Union Pacific Branch Lines

Omaha-No. Platte-So. Torrington

Table 42 Central Time. Mixed 93, Mixed 94. *11.50 Lv Omaha Neb. Ar *1.30. Mountain Time. *5.35 Lv No. Platte Ar *6.30. O'Fallons Ar *6.01. Coker Lv *5.50. Sarben Lv *5.35. Nevens Ar *5.25. Keystone Ar *5.15. Martin Ar *5.03. Lemoyno Ar *4.53. Belmar Ar *4.46. Ruthon Ar *4.39. Wellen Ar *4.30. Oshkosh Ar *4.10. Lisco Ar *3.45. Broadwater Ar *3.24. Towers Ar *3.11. Northport Ar *3.05. Mohler Ar *2.46. So. Bayard Ar *2.39. McGrew Ar *2.29. Melbeta Ar *2.19. Gering Ar *2.00. Gering Ar *1.50. Haig Ar *1.36. So. Mitchell Ar *1.30. So. Morrill Ar *1.19. Lyman Neb. Ar *1.09. Huntley Wyo. Ar *12.58. Yoder Ar *12.45. Yoder Wyo. Ar *12.35. Veteran Ar *12.23. Cottler Ar *12.10. So. Torng'n Ar *12.05.

Central City—Valparaiso

Table No. 45 Central Time. Mixed 79, Mixed 80. H 8.00 Lv Columbus, Neb. Ar H 11.55. Oconee Lv *1.30. Monroe Lv *1.20. Genoa Ar *1.05. Fullerton Lv *12.37. Belgrade Ar *12.13. Cedar Rapids Ar *11.55. Primrose Ar *1139. Spalding Ar *H1120.

Columbus — Spalding

Table No. 46 Central Time. Mixed 79, Mixed 80. H 8.00 Lv Columbus, Neb. Ar H 11.55. Oconee Lv *1.30. Monroe Lv *1.20. Genoa Ar *1.05. Fullerton Lv *12.37. Belgrade Ar *12.13. Cedar Rapids Ar *11.55. Primrose Ar *1139. Spalding Ar *H1120.

Columbus — Albion

Table No. 47 Central Time. Mixed 81, Mixed 82. E 8.00 Lv Columbus, Neb. Ar E 2.05. Oconee Lv *1.42. Monroe Lv *1.30. Genoa Ar *1.09. St. Edward Ar *12.35. Albion Ar *E12.10.

Grand Island — Ord

Table No. 48 Central Time. Mixed 81, Mixed 82. E 8.00 Lv Columbus, Neb. Ar E 2.05. Oconee Lv *1.42. Monroe Lv *1.30. Genoa Ar *1.09. St. Edward Ar *12.35. Albion Ar *E12.10.

Topeka — Marysville — Grand Island

Table No. 52 Central Time. Mixed 81, Mixed 82. E 8.00 Lv Columbus, Neb. Ar E 2.05. Oconee Lv *1.42. Monroe Lv *1.30. Genoa Ar *1.09. St. Edward Ar *12.35. Albion Ar *E12.10.

St. Joseph — Marysville

Table No. 53 Central Time. Mixed 81, Mixed 82. E 8.00 Lv Columbus, Neb. Ar E 2.05. Oconee Lv *1.42. Monroe Lv *1.30. Genoa Ar *1.09. St. Edward Ar *12.35. Albion Ar *E12.10.

Blackfoot — Aberdeen — Mackay

Table No. 56 Mountain Time. Mixed 49-Bus, Bus-Mixed 50. *5.30 Lv Blackfoot Ar *8.40. Moreland Ar *8.28. Aberdeen Jct. Ar *8.20. Rockford Ar *8.25. Pingree Ar *8.25. Sterling Ar *8.10. Aberdeen Ar *8.25.

Grand Island — Loup City

Table No. 49 Central Time. Mixed 81, Mixed 82. E 8.00 Lv Columbus, Neb. Ar E 2.05. Oconee Lv *1.42. Monroe Lv *1.30. Genoa Ar *1.09. St. Edward Ar *12.35. Albion Ar *E12.10.

Lawrence — Leavenworth

Table No. 50 Central Time. Mixed 81, Mixed 82. E 8.00 Lv Columbus, Neb. Ar E 2.05. Oconee Lv *1.42. Monroe Lv *1.30. Genoa Ar *1.09. St. Edward Ar *12.35. Albion Ar *E12.10.

Idaho Falls — Orvin — St. Anthony

Table No. 57 Mountain Time. Mixed 81, Mixed 82. E 8.00 Lv Columbus, Neb. Ar E 2.05. Oconee Lv *1.42. Monroe Lv *1.30. Genoa Ar *1.09. St. Edward Ar *12.35. Albion Ar *E12.10.

Nyssa — Homedale — Marsing

Table No. 64 Mountain Time. Mixed 81, Mixed 82. E 8.00 Lv Columbus, Neb. Ar E 2.05. Oconee Lv *1.42. Monroe Lv *1.30. Genoa Ar *1.09. St. Edward Ar *12.35. Albion Ar *E12.10.

SHIP and TRAVEL UNION PACIFIC

Kearney — Stapleton

Table No. 43 Central Time. Mixed 95, Mixed 96. H9.00 Lv Kearney 1 Neb. Ar H9.20. Riverdale Ar *8.22. Amherst Ar *8.00. Miller Ar *7.35. Sumner Ar *7.15. Eddyville Ar *6.57. Oconto Ar *6.28. Callaway Ar *5.45. Arnold Ar *4.45. Hoagland Ar *4.18. Gandy Ar *4.08. Stapleton, Neb. Lv *H4.00.

Columbus — Norfolk

Table No. 44 Central Time (For Bus Service, See Table 92.). Mixed 95, Mixed 96. H9.00 Lv Kearney 1 Neb. Ar H9.20. Riverdale Ar *8.22. Amherst Ar *8.00. Miller Ar *7.35. Sumner Ar *7.15. Eddyville Ar *6.57. Oconto Ar *6.28. Callaway Ar *5.45. Arnold Ar *4.45. Hoagland Ar *4.18. Gandy Ar *4.08. Stapleton, Neb. Lv *H4.00.

Idaho Falls—Ucon — St. Anthony

Table No. 58 Mountain Time. Mixed 81, Mixed 82. E 8.00 Lv Columbus, Neb. Ar E 2.05. Oconee Lv *1.42. Monroe Lv *1.30. Genoa Ar *1.09. St. Edward Ar *12.35. Albion Ar *E12.10.

Minidoka — Twin Falls — Buhl — Wells

Table No. 60 Mountain Time. Mixed 35-49, Mixed 50-36. *7.30 Lv Salt Lake, Utah Ar *7.00. Pocatello, Ida. Ar *10.30. Minidoka Ar *8.40. Acequia Ar *8.28. Rupert 61 Ar *8.20. Heyburn Ar *8.04. Starr's Ferry Ar *7.53. Milner Ar *7.41. Murtaugh Ar *7.29. Hansen Ar *7.16. Kimberley Ar *7.10. Twin Falls Ar *7.00. Filer Ar *6.45. Buhl Ar *6.30. Wells Ar *6.15.

Minidoka — Rupert — Bliss

Table No. 61 Mountain Time. Mixed 49-Bus, Bus-Mixed 50. *5.30 Lv Minidoka Ar *8.40. Acequia Ar *8.28. Rupert Ar *8.20. Rupert Ar *8.25. Burley Ar *8.10. Twin Falls Ar *7.10. Filer Ar *7.00. Buhl Ar *6.50. Bliss Ar *5.00.

Burley — Declo

Table No. 62 Mountain Time. Mixed 49-Bus, Bus-Mixed 50. *5.30 Lv Minidoka Ar *8.40. Acequia Ar *8.28. Rupert Ar *8.20. Rupert Ar *8.25. Burley Ar *8.10. Twin Falls Ar *7.10. Filer Ar *7.00. Buhl Ar *6.50. Bliss Ar *5.00.

Nyssa — Homedale — Marsing

Table No. 64 Mountain Time. Mixed 81, Mixed 82. E 8.00 Lv Columbus, Neb. Ar E 2.05. Oconee Lv *1.42. Monroe Lv *1.30. Genoa Ar *1.09. St. Edward Ar *12.35. Albion Ar *E12.10.

Richfield — Hill City

Table No. 65 Mountain Time. Mixed 81, Mixed 82. E 8.00 Lv Columbus, Neb. Ar E 2.05. Oconee Lv *1.42. Monroe Lv *1.30. Genoa Ar *1.09. St. Edward Ar *12.35. Albion Ar *E12.10.

Nampa — Emmett — McCall

Table No. 67 Mountain Time. Mixed 81, Mixed 82. E 8.00 Lv Columbus, Neb. Ar E 2.05. Oconee Lv *1.42. Monroe Lv *1.30. Genoa Ar *1.09. St. Edward Ar *12.35. Albion Ar *E12.10.

Caldwell — Wilder

Table No. 68 Mountain Time. Mixed 81, Mixed 82. E 8.00 Lv Columbus, Neb. Ar E 2.05. Oconee Lv *1.42. Monroe Lv *1.30. Genoa Ar *1.09. St. Edward Ar *12.35. Albion Ar *E12.10.

Shoshone — Ketchum — Sun Valley

Table No. 69 Mountain Time. Mixed 81, Mixed 82. E 8.00 Lv Columbus, Neb. Ar E 2.05. Oconee Lv *1.42. Monroe Lv *1.30. Genoa Ar *1.09. St. Edward Ar *12.35. Albion Ar *E12.10.

Ontario — Vale — Crane and Burns

Table No. 70 Mountain Time. Mixed 81, Mixed 82. E 8.00 Lv Columbus, Neb. Ar E 2.05. Oconee Lv *1.42. Monroe Lv *1.30. Genoa Ar *1.09. St. Edward Ar *12.35. Albion Ar *E12.10.

Walla Walla — Wallula

Table No. 75 Pacific Time. Mixed 81, Mixed 82. E 8.00 Lv Columbus, Neb. Ar E 2.05. Oconee Lv *1.42. Monroe Lv *1.30. Genoa Ar *1.09. St. Edward Ar *12.35. Albion Ar *E12.10.

Payette — Emmett

Table No. 71 Mountain Time. Mixed 81, Mixed 82. E 8.00 Lv Columbus, Neb. Ar E 2.05. Oconee Lv *1.42. Monroe Lv *1.30. Genoa Ar *1.09. St. Edward Ar *12.35. Albion Ar *E12.10.

Portland — La Grande — Joseph

Table No. 72 Pacific Time. Mixed 81, Mixed 82. E 8.00 Lv Columbus, Neb. Ar E 2.05. Oconee Lv *1.42. Monroe Lv *1.30. Genoa Ar *1.09. St. Edward Ar *12.35. Albion Ar *E12.10.

Weiser — New Meadows

Table No. 73 Mountain Time. Mixed 81, Mixed 82. E 8.00 Lv Columbus, Neb. Ar E 2.05. Oconee Lv *1.42. Monroe Lv *1.30. Genoa Ar *1.09. St. Edward Ar *12.35. Albion Ar *E12.10.

Hinkle — Spokane*

Table No. 74 Pacific Time. Mixed 81, Mixed 82. E 8.00 Lv Columbus, Neb. Ar E 2.05. Oconee Lv *1.42. Monroe Lv *1.30. Genoa Ar *1.09. St. Edward Ar *12.35. Albion Ar *E12.10.

Walla Walla — Wallula

Table No. 75 Pacific Time. Mixed 81, Mixed 82. E 8.00 Lv Columbus, Neb. Ar E 2.05. Oconee Lv *1.42. Monroe Lv *1.30. Genoa Ar *1.09. St. Edward Ar *12.35. Albion Ar *E12.10.

Ayer — Spokane*

Table No. 76 Pacific Time. Mixed 81, Mixed 82. E 8.00 Lv Columbus, Neb. Ar E 2.05. Oconee Lv *1.42. Monroe Lv *1.30. Genoa Ar *1.09. St. Edward Ar *12.35. Albion Ar *E12.10.

Colfax — Moscow*

Table No. 76a Pacific Time. Mixed 81, Mixed 82. E 8.00 Lv Columbus, Neb. Ar E 2.05. Oconee Lv *1.42. Monroe Lv *1.30. Genoa Ar *1.09. St. Edward Ar *12.35. Albion Ar *E12.10.

Ayer — Lewiston*

Table No. 77 Pacific Time. Mixed 81, Mixed 82. E 8.00 Lv Columbus, Neb. Ar E 2.05. Oconee Lv *1.42. Monroe Lv *1.30. Genoa Ar *1.09. St. Edward Ar *12.35. Albion Ar *E12.10.

Walla Walla — Wallula

Table No. 75 Pacific Time. Mixed 81, Mixed 82. E 8.00 Lv Columbus, Neb. Ar E 2.05. Oconee Lv *1.42. Monroe Lv *1.30. Genoa Ar *1.09. St. Edward Ar *12.35. Albion Ar *E12.10.

Walla Walla — Wallula

Table No. 75 Pacific Time. Mixed 81, Mixed 82. E 8.00 Lv Columbus, Neb. Ar E 2.05. Oconee Lv *1.42. Monroe Lv *1.30. Genoa Ar *1.09. St. Edward Ar *12.35. Albion Ar *E12.10.

Walla Walla — Wallula

Table No. 75 Pacific Time. Mixed 81, Mixed 82. E 8.00 Lv Columbus, Neb. Ar E 2.05. Oconee Lv *1.42. Monroe Lv *1.30. Genoa Ar *1.09. St. Edward Ar *12.35. Albion Ar *E12.10.

Walla Walla — Wallula

Table No. 75 Pacific Time. Mixed 81, Mixed 82. E 8.00 Lv Columbus, Neb. Ar E 2.05. Oconee Lv *1.42. Monroe Lv *1.30. Genoa Ar *1.09. St. Edward Ar *12.35. Albion Ar *E12.10.

Hinkle — Yakima*

Table No. 78 Pacific Time. Mixed 81, Mixed 82. E 8.00 Lv Columbus, Neb. Ar E 2.05. Oconee Lv *1.42. Monroe Lv *1.30. Genoa Ar *1.09. St. Edward Ar *12.35. Albion Ar *E12.10.

Footnotes for Page 25

* See Page 26 for bus service. Rail tickets honored. † Daily except Sunday. C Stops to let off paying passengers from Hinkle or beyond. K Freight service only. Time from 12:01 midnight to 12:00 noon shown in light face type. Time from 12:01 noon to 12:00 midnight shown in heavy face type. Figures opposite junction points refer to tables showing diverging trains.

When Away From Home...

... remember this symbol of help for all travelers and newcomers in trouble. You will find the Travelers Aid lamp in all major rail terminals. Travelers Aid is a social service supported by voluntary contributions through Community Chests and United Funds.

Along the UNION PACIFIC route Travelers Aid is in —

- Kansas City Chicago Denver Long Beach Spokane Omaha Los Angeles St. Louis Salt Lake City



* Daily, † Sunday only. ‡ Daily except Sundays and Holidays. D Wednesdays and Fridays only. E Tuesdays, Thursdays, and Saturdays only. † Northwest Greyhound Lines daily bus—Rail tickets honored. ‡ Rail tickets between Hastings and Grand Island honored on Yellow Diamond Lines buses. See table No. 90. (f) Stops on signal.

Low Family Fares in effect daily. Good in sleeping cars and coaches.

Union Pacific Branch Lines

Connecting Bus Service

Table No. 79 (Pacific Time) Buses are on Mountain Time at Kellogg-Wardner, Osburn and Wallace. Routes include Spokane, Kellogg, Wallace, Wash., Ar.

Table No. 84 (Pacific Time) Routes include Pendleton, Walla Walla, Lewiston, Pullman, Moscow, Colfax, Spokane. Includes bus numbers and times.

Table No. 84a (Pacific Time) Routes include Pendleton, Walla Walla, Yakima. Includes bus numbers and times.

Table No. 88 (Central Time) and Table No. 89 (Central Time) Routes include Fremont, Lincoln, Columbus, Lincoln. Includes motor bus numbers and times.

Table No. 86 (Pacific Time) Routes include The Dalles, Bend, Ore., Ar. Includes bus numbers and times.

Table No. 90 (Central Time) Routes include Grand Island, Hastings. Includes motor bus numbers and times.

Table No. 91 (Central Time) Routes include Lincoln, Omaha. Includes motor bus numbers and times.

Table No. 92 (Central Time) Routes include Columbus, Norfolk. Includes motor bus numbers and times.

Table No. 93 (Mountain Standard Time) Routes include Denver, Cheyenne. Includes motor bus numbers and times.

Connections at Omaha

Table showing bus connections at Omaha with routes to C.M. St. P. & P., C.B. & Q., and C.R.I. & P. Includes bus numbers and times.

Footnotes for Page 27: f Stops on signal, Leaves and arrives from Third Street station, R Conditional stop; consult agent, T Stops to receive for Los Angeles.

Connections at Kansas City

Table showing bus connections at Kansas City with routes to A.T. & S.F., Frisco Lines, and C.R.I. & P. Includes bus numbers and times.

Connections at Denver

Table showing bus connections at Denver with routes to D & R G W, S Fe 191, and S Fe 200. Includes bus numbers and times.

Connections at Portland

Table showing bus connections at Portland with routes to Southern Pacific and Cascade Daily. Includes bus numbers and times.

Connections at Seattle

Table showing bus connections at Seattle with routes to Great Northern and Cascade Daily. Includes bus numbers and times.

Connections at Spokane & Butte

Table showing bus connections at Spokane & Butte with routes to N.P. Includes bus numbers and times.

Connections at Salt Lake City

Table showing bus connections at Salt Lake City with routes to Western Pacific. Includes bus numbers and times.

BUS SERVICE-LOS ANGELES-SAN DIEGO

Table showing bus service between Los Angeles and San Diego with routes and times.

Connections Los Angeles and San Francisco (Pacific Standard Time)

Table showing bus connections between Los Angeles and San Francisco with routes to Southern Pacific and A.T. & S.F. Includes bus numbers and times.



RESERVED COACH SEAT CHARGES

"THE CHALLENGER" — "CITY OF LOS ANGELES" — "CITY OF SAN FRANCISCO"

BETWEEN	Chicago, Ill.	Savanna, Ill.	Perry, Ia.	Omaha, Neb.	Grand Island, Neb.	North Platte, Nebr.	Sidney, Nebr.	Cheyenne, Wyo.	Rawlins, Wyo.	Ogden, Utah	Salt Lake City, Utah	Milford, Utah	Callente, Nev.	Las Vegas, Nev.	Los Angeles, Cal.	Reno, Nev.	Sacramento, Cal.	San Francisco, Cal.
Chicago, Ill.	②	\$.75	\$.75	\$ 1.75	\$ 2.00	\$ 2.00	\$ 2.00	\$ 2.25	\$ 2.25	\$ 2.25	\$ 2.75	\$ 3.00	\$ 3.00	\$ 3.00	\$ 4.00	\$ 4.00	\$ 4.00	\$ 4.00
Savanna, Ill.	②	.75	.75	1.75	2.00	2.00	2.00	2.25	2.25	2.25	2.75	3.00	3.00	3.00	4.00	4.00	4.00	4.00
Perry, Iowa	.75	.75	.75	1.75	2.00	2.00	2.00	2.25	2.25	2.25	2.75	3.00	3.00	3.00	4.00	4.00	4.00	4.00
Omaha, Nebr.	.75	.75	.75	1.00	1.25	1.25	1.25	1.50	1.50	1.50	2.00	2.25	2.25	2.25	3.25	3.25	3.25	3.25
Grand Island, Nebr.	1.75	1.75	1.75	1.00	1.00	1.00	1.25	1.25	1.50	1.50	2.00	2.25	2.25	2.25	3.25	3.25	3.25	3.25
North Platte, Nebr.	2.00	2.00	2.00	1.25	1.00	1.00	1.00	1.25	1.25	1.50	1.50	2.00	2.25	2.25	3.25	3.25	3.25	3.25
Sidney, Nebr.	2.00	2.00	2.00	1.25	1.25	1.00	1.00	1.25	1.50	1.50	2.00	2.25	2.25	2.25	3.25	3.25	3.25	3.25
Cheyenne, Wyo.	2.00	2.00	2.00	1.25	1.25	1.25	1.00	1.00	1.50	1.50	1.75	2.00	2.00	2.00	3.00	3.00	3.00	3.00
Rawlins, Wyo.	2.25	2.25	2.25	1.50	1.50	1.25	1.25	1.00	1.25	1.25	1.25	1.50	1.75	2.00	3.00	3.00	3.00	3.00
Ogden, Utah	2.25	2.25	2.25	1.50	1.50	1.50	1.50	1.50	1.25	1.00	1.00	1.50	1.50	1.50	2.00	2.25	2.25	2.25
Salt Lake City, Utah	2.25	2.25	2.25	1.50	1.50	1.50	1.50	1.50	1.25	1.00	1.00	1.50	1.50	1.50	2.00	2.25	2.25	2.25
Milford, Utah	2.75	2.75	2.75	2.00	2.00	2.00	2.00	1.75	1.75	1.50	1.00	1.00	1.00	1.25	1.50	1.50	1.50	1.50
Callente, Nev.	3.00	3.00	3.00	2.25	2.25	2.25	2.25	2.00	1.75	1.50	1.50	1.00	1.00	1.00	1.25	1.25	1.25	1.25
Las Vegas, Nev.	3.00	3.00	3.00	2.25	2.25	2.25	2.25	2.00	2.00	1.50	1.50	1.25	1.00	1.00	1.00	1.00	1.00	1.00
Los Angeles, Calif.	3.00	3.00	3.00	2.25	2.25	2.25	2.25	2.00	2.00	1.50	1.50	1.50	1.25	1.00	1.00	1.00	1.00	1.00
Reno, Nev.	4.00	4.00	4.00	3.25	3.25	3.25	3.25	3.00	3.00	2.00	2.00	2.00	2.00	2.00	3.00	3.00	3.00	3.00
Sacramento, Calif.	4.00	4.00	4.00	3.25	3.25	3.25	3.25	3.00	3.00	2.25	2.25	2.25	2.25	2.25	3.00	3.00	3.00	3.00
San Francisco, Calif.	4.00	4.00	4.00	3.25	3.25	3.25	3.25	3.00	3.00	2.25	2.25	2.25	2.25	2.25	3.00	3.00	3.00	3.00

"CITY OF ST. LOUIS" — "CITY OF ST. LOUIS-CITY OF SAN FRANCISCO"

BETWEEN	St. Louis, Mo.	Moberly, Mo.	Kansas City, Mo.	Topeka, Kan.	Manhattan, Kans.	Salina, Kan.	Oakley, Kans.	Denver, Colo.	Rawlins, Wyo.	Ogden, Utah	Salt Lake City, Utah	Milford, Utah	Callente, Nev.	Las Vegas, Nev.	Los Angeles, Cal.	Reno, Nev.	Sacramento, Cal.	San Francisco, Cal.
St. Louis, Mo.	①	①	①	\$ 1.50	\$ 1.50	\$ 1.75	\$ 1.75	\$ 2.00	\$ 2.00	\$ 2.00	\$ 2.00	\$ 2.50	\$ 2.75	\$ 3.00	\$ 3.00	\$ 4.00	\$ 4.00	\$ 4.00
Moberly, Mo.	①	①	①	1.50	1.50	1.75	1.75	2.00	2.00	2.00	2.00	2.50	2.50	2.75	3.00	4.00	4.00	4.00
Kansas City, Mo.	①	①	①	1.00	1.00	1.00	1.25	1.50	1.50	1.50	1.50	2.00	2.00	2.25	2.25	3.25	3.25	3.25
Topeka, Kans.	1.50	1.50	1.00	1.00	1.00	1.00	1.00	1.50	1.50	1.50	1.50	2.00	2.00	2.25	2.25	3.00	3.00	3.00
Manhattan, Kans.	1.50	1.50	1.00	1.00	1.00	1.00	1.00	1.50	1.50	1.50	1.50	2.00	2.00	2.25	2.25	3.00	3.00	3.00
Salina, Kans.	1.75	1.75	1.00	1.00	1.00	1.00	1.00	1.50	1.50	1.50	1.50	2.00	2.00	2.00	2.00	3.00	3.00	3.00
Oakley, Kans.	1.75	1.75	1.25	1.00	1.00	1.00	1.00	1.25	1.50	1.50	1.50	2.00	2.00	2.00	2.00	3.00	3.00	3.00
Denver, Colo.	2.00	2.00	1.50	1.50	1.50	1.50	1.25	1.25	1.25	1.50	1.50	2.00	2.00	2.00	2.00	3.00	3.00	3.00
Rawlins, Wyo.	2.00	2.00	1.50	1.50	1.50	1.50	1.50	1.25	1.25	1.25	1.25	1.75	1.75	2.00	2.00	3.00	3.00	3.00
Ogden, Utah	2.00	2.00	1.50	1.50	1.50	1.50	1.50	1.50	1.25	1.00	1.00	1.50	1.50	1.50	2.00	2.25	2.25	2.25
Salt Lake City, Utah	2.00	2.00	1.50	1.50	1.50	1.50	1.50	1.50	1.25	1.00	1.00	1.00	1.50	1.50	1.50	2.00	2.25	2.25
Milford, Utah	2.50	2.50	2.00	2.00	2.00	2.00	2.00	2.00	1.75	1.50	1.00	1.00	1.00	1.25	1.50	2.00	2.25	2.25
Callente, Nev.	2.75	2.50	2.00	2.00	2.00	2.00	2.00	2.00	1.75	1.50	1.00	1.00	1.00	1.00	1.25	1.25	1.25	1.25
Las Vegas, Nev.	3.00	2.75	2.25	2.25	2.25	2.00	2.00	2.00	2.00	1.50	1.50	1.25	1.00	1.00	1.00	1.00	1.00	1.00
Los Angeles, Calif.	3.00	3.00	2.25	2.25	2.25	2.00	2.00	2.00	2.00	1.50	1.50	1.50	1.25	1.00	1.00	1.00	1.00	1.00
Reno, Nev.	4.00	4.00	3.25	3.00	3.00	3.00	3.00	3.00	3.00	2.00	2.00	2.00	2.00	2.00	3.00	3.00	3.00	3.00
Sacramento, Calif.	4.00	4.00	3.25	3.00	3.00	3.00	3.00	3.00	3.00	2.25	2.25	2.25	2.25	2.25	3.00	3.00	3.00	3.00
San Francisco, Calif.	4.00	4.00	3.25	3.00	3.00	3.00	3.00	3.00	3.00	2.25	2.25	2.25	2.25	2.25	3.00	3.00	3.00	3.00

Each person occupying a seat, including children, must pay full Reserved Coach Seat Fare.

NO REFUND unless space released not later than:

- (a) 48 hours before departure if bought more than 48 hours in advance.
- (b) 24 hours before departure if bought 24 to 48 hours in advance.
- (c) 3 hours before departure if bought on day of departure.

Only exception is for missed connection due to delayed trains.

- ① Charge not applicable locally on N & W RY.
- ② Charge not applicable locally Chicago-Savanna, Ill. inclusive.

The Reserved Seat charge does not apply on trips made within the State of California.

UNION PACIFIC TRAINS USE THESE STATIONS

Boise, Idaho: Union Pacific Station.
Butte, Montana: Union Station.
Cheyenne, Wyo: Union Pacific Station.
Chicago, Illinois: Union Station, Canal Street and Jackson Boulevard.
Denver, Colorado: Union Station.
Kansas City, Mo: Union Station, Main Street and Union Station Plaza.
Los Angeles, Calif: Los Angeles Union Passenger Terminal.

East Los Angeles: Union Pacific Station.
Oakland, Calif: Southern Pacific 16th Street Station.
Ogden, Utah: Union Station.
Olympia, Wash: Union Pacific Station.
Omaha, Nebraska: Union Station, 10th and Marcy Streets.
Pendleton, Oregon: Union Pacific Station, Corner Main and Fraser Sts.

Pocatello, Idaho: Union Pacific Station.
Portland, Oregon: Union Station, Sixth and Johnson Streets.
Riverside, Calif: Union Pacific Station.
San Bernardino, Calif: Union Station.
San Francisco, Calif: Third and Townsend Station.
Salina, Kansas: Union Station.
Salt Lake City, Utah: Union Pacific Station.

Seattle, Wash: Union Station, 4th Avenue, South, and Jackson Street.
Spokane, Washington: Union Station.
St. Louis, Mo: Union Station, 18th and Market Streets.
Tacoma, Washington: Union Station.
Topeka, Kansas: Union Pacific Station, Railroad and North Jackson Streets.

ONE WAY RAIL FARES

The WESTBOUND fares shown herein are those in effect September 24, 1967 taken from latest available tariffs, and do not reflect any change in fares which may be authorized at a subsequent date. Fares are quoted as information only and are not to be used for selling purposes.

FROM	TO	Los Angeles, San Diego, Calif.		San Francisco, Calif.		Portland, Ore.		Seattle, Wash.		Spokane, Walla Walla, Wash.		Salt Lake City, Utah		Denver, Colo.		Boise, Ida.		Las Vegas, Nev.			
		CLASS	COACH	FIRST	COACH	FIRST	COACH	FIRST	COACH	FIRST	COACH	FIRST	COACH	FIRST	COACH	FIRST	COACH	FIRST	COACH	FIRST	COACH
Akron, Ohio (via B&O or E-LRR and Chicago)		\$111.04	\$82.64	\$111.04	\$82.64	\$108.23	\$80.41	\$108.23	\$80.41	\$96.04	\$70.82	\$83.12	\$60.66	\$65.43	\$46.71	\$94.77	\$69.81	\$100.49	\$74.33		
Albany, N. Y.		146.71	105.63	146.71	105.63	143.90	103.40	143.90	103.40	131.71	93.81	118.79	83.65	101.10	69.70	130.44	92.80	136.16	97.32		
Atlanta, Ga. (via Chicago)		104.64	78.52	104.64	78.52	111.98	86.59	112.61	87.15	100.41	77.53	81.38	62.26	63.26	48.27	93.00	71.67	98.75	75.82		
Atlanta, Ga. (via St. Louis or Kansas City)		92.32	67.85	92.32	67.85	91.95	68.53	92.32	67.85	80.41	57.53	81.38	62.15	63.26	48.27	93.00	71.67	90.07	70.26		
Baltimore, Md. (via B&O)		138.14	97.30	140.59	99.91	137.78	97.69	137.78	97.69	125.59	88.10	112.67	77.94	94.98	63.99	124.32	87.09	130.04	91.61		
Baltimore, Md. (via PennaRR)		142.76	103.14	142.76	103.14	139.95	100.91	139.95	100.91	127.76	91.32	114.84	81.16	97.15	67.21	126.49	90.31	132.21	94.83		
Birmingham, Ala. (via Chicago)		103.88	78.52	103.88	78.52	106.51	84.07	107.14	84.33	94.94	75.01	75.91	59.99	58.22	46.06	87.53	69.15	93.28	73.66		
Birmingham, Ala. (via St. Louis or Kansas City)		85.25	66.96	92.78	72.91	106.51	84.07	107.14	84.33	94.94	75.01	75.91	59.99	56.19	44.10	87.53	69.15	83.00	65.20		
Boston, Mass. (via Albany)		161.91	115.24	161.91	115.24	159.10	113.01	159.10	113.01	146.91	103.42	133.99	93.26	116.30	79.31	145.64	102.41	151.36	106.93		
Buffalo, N. Y. (via NYC)		125.24	92.31	125.24	92.31	122.43	90.08	122.43	90.08	110.24	80.49	97.32	70.33	79.63	56.38	108.97	79.48	114.69	84.00		
Charleston, W. Va.		117.25	86.13	117.25	86.13	118.64	88.25	118.64	88.25	106.45	78.66	93.23	67.21	75.12	52.97	104.86	76.36	110.60	80.88		
Chattanooga, Tenn. (via Chicago)		100.37	78.52	100.37	78.52	106.18	82.44	106.81	83.01	94.61	73.38	75.58	58.36	62.18	46.06	87.20	67.52	92.95	72.03		
Chattanooga, Tenn. (via St. Louis)		87.87	68.19	95.40	74.14	106.18	82.44	106.81	83.01	94.61	73.38	75.58	58.36	57.47	44.10	87.20	67.52	85.62	66.43		
Chicago, Ill.		85.56	67.39	85.56	67.39	82.75	65.16	82.75	65.16	70.56	55.57	67.64	45.41	39.95	31.46	69.29	54.56	75.01	69.08		
Cincinnati, Ohio (via NYC or PennaRR)		104.64	78.52	104.64	78.52	104.98	79.14	104.98	79.14	92.79	69.55	79.87	59.39	62.18	45.36	91.52	68.54	97.24	73.06		
Cleveland, Ohio (via NYC)		111.30	83.64	111.30	83.64	108.49	81.41	108.49	81.41	96.30	71.82	83.38	61.66	65.69	47.71	95.03	70.81	100.75	75.33		
Columbus, Ohio (via PennaRR)		109.31	82.32	109.31	82.32	106.50	80.09	106.50	80.09	94.31	70.50	81.39	60.34	63.70	46.39	93.04	69.49	98.76	74.01		
Columbia, S. C. (via Chicago)		104.64	79.76	110.68	85.71	120.75	92.87	121.38	93.43	109.18	83.81	92.21	68.79	74.09	56.01	103.83	77.95	102.46	78.00		
Denver, Colo.		52.68	41.48	52.68	41.48	53.44	42.06	60.50	47.62	53.44	42.06	22.76	17.92	26.11	20.43	34.48	27.13	40.13	31.59		
Des Moines, Iowa (via Omaha)		72.92	57.43	72.92	57.43	74.40	58.98	75.91	59.21	82.93	49.39	43.80	34.56	26.11	20.43	34.48	27.13	40.13	31.59		
Detroit, Mich. (via GT)		97.81	79.64	97.81	79.64	95.00	77.41	95.00	77.41	82.81	67.41	69.89	57.66	52.20	43.71	81.54	66.81	87.26	71.33		
Detroit, Mich. (via C&O)		103.50	80.24	103.50	80.24	104.98	79.14	104.98	79.14	92.79	69.55	79.48	58.26	61.37	44.31	91.11	67.41	96.85	71.93		
Detroit, Mich. (via NYC)		107.05	80.88	107.05	80.88	104.24	78.65	104.24	78.65	92.05	69.66	79.13	58.90	61.44	44.90	90.78	68.05	96.50	72.97		
Greensboro, N. C. #		106.49	81.47	114.02	87.42	122.17	93.87	122.80	94.43	110.60	84.81	94.20	69.79	76.09	57.40	105.82	78.85	104.24	79.71		
Hartford, Conn.		154.51	110.49	154.51	110.49	151.70	108.26	151.70	108.26	139.57	98.67	126.59	88.51	108.90	74.56	138.24	97.66	143.96	102.18		
Indianapolis, Ind. (via NYC or PennaRR)		97.33	73.92	97.33	73.92	96.71	73.91	96.71	73.91	84.52	64.32	71.60	54.16	53.91	40.21	83.25	63.31	88.97	67.83		
Jackson, Miss. (via Chicago)		102.34	80.58	102.34	80.58	102.98	81.09	105.39	83.14	93.19	73.52	88.24	69.90	70.57	58.98	93.19	73.52	102.34	80.58		
Jackson, Miss. (via St. Louis)		93.36	73.51	100.79	79.45	102.98	81.09	105.39	83.14	93.19	73.52	72.30	56.95	54.14	42.66	86.52	68.15	89.67	70.62		
Jacksonville, Fla. (via Chicago)		104.64	78.58	109.05	84.53	125.18	97.23	125.81	97.67	113.61	88.05	94.58	73.15	74.86	57.44	106.20	82.31	102.46	76.88		
Jacksonville, Fla. (via St. Louis or Kansas City)		101.52	78.58	109.05	84.53	125.18	97.23	125.81	97.67	113.61	88.05	94.58	73.15	74.86	57.44	106.20	82.31	99.27	76.88		
Kansas City, Mo.		67.86	53.45	67.86	53.45	76.16	60.08	76.16	60.08	63.96	50.45	65.87	45.67	45.67	34.56	63.34	45.14	63.04	49.62		
Knoxville, Tenn. (via Chicago)		104.64	78.52	104.64	78.52	108.37	84.02	108.37	84.02	96.80	74.96	80.40	59.94	62.29	46.94	92.02	69.10	97.77	73.61		
Knoxville, Tenn. (via St. Louis)		92.69	71.63	100.22	77.58	108.37	84.02	108.37	84.02	96.80	74.96	80.40	59.94	62.29	46.94	92.02	69.10	90.44	69.87		
Louisville, Ky. (via PRR via Chg. or St. L)		100.37	75.43	100.37	75.43	105.61	79.74	105.61	79.74	93.42	70.15	76.35	56.51	58.24	42.27	87.98	65.66	93.72	70.18		
Memphis, Tenn. (via Chicago)		100.56	78.52	100.56	78.52	96.37	75.93	96.40	76.02	84.20	66.40	79.25	62.78	61.58	48.86	84.20	66.40	96.62	76.35		
Memphis, Tenn. (via St. Louis)		85.21	67.29	91.60	72.34	96.37	75.93	96.40	76.02	84.20	66.40	65.69	51.79	45.43	35.79	78.11	61.52	83.03	65.46		
Memphis, Tenn. (via Kansas City)		74.49	58.55	82.02	64.60	96.37	75.93	96.40	76.02	84.20	66.40	65.69	51.79	45.43	35.79	78.11	61.52	72.24	66.89		
Miami, Fla. #		117.08	89.70	124.61	95.65	140.70	108.35	141.37	108.79	129.17	99.17	110.14	84.20	90.42	68.56	121.76	93.43	114.83	88.00		
Milwaukee, Wis. (via Chicago)		88.85	70.23	88.85	70.23	86.04	68.00	86.04	68.00	73.85	58.41	60.93	48.25	43.24	34.30	72.58	57.40	78.30	61.92		
Minneapolis, Minn. (via Omaha)		83.39	65.67	83.39	65.67	76.01	59.86	76.01	59.86	76.01	59.86	55.68	43.86	36.59	28.83	65.92	51.89	73.05	57.54		
Minneapolis, Minn. (via Chicago)		95.86	75.51	95.86	75.51	98.45	77.55	98.45	77.55	86.26	67.96	69.29	54.62	50.19	39.56	79.53	62.64	86.66	68.29		
Montgomery, Ala. (via Chicago)		104.64	78.52	104.64	78.52	110.70	87.00	111.33	87.32	99.13	77.70	80.10	62.92	62.41	48.99	91.72	72.07	97.47	76.59		
Montgomery, Ala. (via St. Louis)		85.25	66.96	92.78	72.91	110.70	87.00	111.33	87.32	99.13	77.70	80.10	62.92	58.79	45.84	91.72	72.07	83.00	65.20		
Nashville, Tenn. (via Chicago)		100.27	77.86	100.27	77.86	97.46	77.80	100.29	78.36	88.09	68.74	72.35	55.88	58.22	46.06	83.99	65.05	89.72	69.55		
Nashville, Tenn. (via St. Louis)		84.68	66.96	92.21	71.88	99.66	77.80	100.29	78.36	88.09	68.74	69.06	53.72	50.95	39.48	80.68	62.88	83.00	65.20		
New Haven, Conn.		154.51	110.49	154.51	110.49	151.70	108.26	151.70	108.26	139.51	98.67	126.59	88.51	108.90	74.56	138.24	97.66	143.96	102.18		
New Orleans, La. (via Chicago)		102.34	80.58	102.34	80.58	102.98	81.09	109.40	86.20	97.10	76.58	91.10	70.83	79.29	61.97	97.10	76.58	102.34	80.58		
New Orleans, La. (via St. Louis)		93.36	73.51	102.34	80.58	102.98	81.09	109.40	86.20	97.10	76.58	72.30	56.95	54.14	42.66	86.50	68.15	83.07	70.62		
New Orleans, La. (via Kansas City)		78.62	61.92	85.66	67.39	102.98	81.09	109.40	86.20	97.10	76.58	72.30	56.95	54.14	42.66	86.50	68.15	77.98	61.42		
New York, N. Y. (via NYC or PennaRR)		152.94	109.55	152.94	109.55	150.13	107.32	150.13	107.32	137.94	97.73	125.02	87.57	107.33</							

ROUND TRIP RAIL FARES — SIX MONTHS LIMIT

The WESTBOUND fares shown herein are those in effect September 24, 1967 taken from latest available tariffs, and do not reflect any change in fares which may be authorized at a subsequent date. Fares are quoted as information only and are not to be used for selling purposes.

FROM	TO	Los Angeles, San Diego Calif.		San Francisco Calif.		Las Vegas, Nev.		Portland, Ore.; Tacoma, Seattle, Wash.		Spokane, Walla Walla, Wn.; Lewistown, Ida.		Salt Lake City, Utah		Cedar City, Utah		Yellowstone Park Idaho Falls, Idaho		Sun Valley, Ida.		Denver, Colo.																							
		CLASS	FIRST	COACH	FIRST	COACH	FIRST	COACH	FIRST	COACH	FIRST	COACH	FIRST	COACH	FIRST	COACH	FIRST	COACH	FIRST	COACH	FIRST	COACH																					
Akron, Ohio (via B & O)		\$	184.86	\$	144.94	\$	184.86	\$	144.94	\$	180.46	\$	136.14	\$	172.21	\$	129.54	\$	152.41	\$	119.04	\$	149.21	\$	111.54	\$	163.51	\$	122.79	\$	144.26	\$	107.64	\$	159.61	\$	126.24	\$	117.36	\$	86.44		
Albany, N. Y.			255.72		180.27		255.72		180.27		261.32		171.47		243.07		164.87		223.27		154.37		220.07		146.87		234.37		158.12		215.12		142.97		230.47		161.57		188.22		121.77		
Atlanta, Ga. (via Chicago)			163.55		140.38		163.55		140.38		163.55		133.35		166.60		129.75		153.20		118.15		146.50		111.90		161.90		126.60		150.10		113.75		160.40		126.35		113.90		86.90		
Atlanta, Ga. (via St. Louis)			163.50		137.40		163.50		137.40		163.50		133.35		166.60		129.75		153.20		119.15		146.50		111.90		161.90		126.60		150.10		113.75		160.40		126.35		113.90		86.90		
Atlanta, Ga. (via Kansas City)			163.30		137.40		163.30		137.40		163.30		133.35		166.60		129.75		153.20		119.15		146.50		111.90		161.90		126.60		150.10		113.75		160.40		126.35		113.90		86.90		
Baltimore, Md. (via B & O)			234.66		170.48		234.66		170.48		230.26		161.68		222.01		155.08		202.21		144.58		199.01		137.08		213.31		148.33		194.06		133.18		209.41		151.78		167.16		111.98		
Baltimore, Md. (via PennaRR)			248.13		176.04		248.13		176.04		243.73		167.24		235.48		160.64		215.68		150.14		212.48		142.04		226.78		153.89		207.53		138.74		222.88		157.34		180.63		117.94		
Birmingham, N. Y.			227.89		166.74		227.89		166.74		223.49		157.94		215.24		151.34		195.44		140.84		192.24		133.34		206.54		144.59		187.29		129.44		202.64		148.04		160.39		108.24		
Birmingham, Ala. (via Chicago)			163.55		132.30		163.55		132.30		163.55		133.35		166.60		129.75		153.20		119.05		133.15		105.65		149.20		117.50		137.40		106.90		147.70		118.25		104.80		82.95		
Birmingham, Ala. (via St. Louis or K.C.)			150.60		128.30		150.60		128.30		150.60		128.30		153.90		121.65		140.50		113.05		133.15		105.65		149.20		117.50		137.40		106.90		147.70		118.25		101.15		79.40		
Boston, Mass. (via Albany)			286.12		199.49		286.12		199.49		281.72		190.69		273.47		184.09		253.67		171.59		250.47		166.09		264.77		177.34		237.40		152.52		162.19		260.87		180.79		218.62		140.99
Buffalo, N. Y. (via NYC)			214.97		157.67		214.97		157.67		210.57		148.87		202.32		142.27		182.52		131.77		179.32		124.27		193.62		135.52		174.37		120.37		189.72		138.97		147.47		99.17		
Canton, Ohio			193.74		147.49		193.74		147.49		189.34		138.69		181.09		132.09		161.29		121.59		158.09		114.09		172.38		125.31		153.13		110.16		168.49		128.79		146.24		88.99		
Charleston, W. Va.			202.46		150.50		202.46		150.50		208.06		143.25		190.81		135.85		175.35		125.25		168.81		118.85		163.21		138.21		172.01		125.10		182.55		132.45		158.25		136.21		93.05
Charlotte, N. C. (via Chicago or St. Louis)			183.35		151.85		183.35		151.85		183.35		147.55		187.50		143.40		174.15		132.50		185.75		122.95		181.80		126.85		165.50		124.20		181.35		139.70		133.05		100.55		
Chattanooga, Tenn. (via Chicago)			183.05		132.30		183.05		132.30		183.05		129.65		158.10		122.30		144.60		111.70		136.05		105.05		155.35		120.15		140.50		106.30		151.80		118.90		111.95		82.95		
Chattanooga, Tenn. (via Cincinnati & Chgo)			183.05		140.38		183.05		140.38		179.16		133.13		178.10		125.73		151.11		115.13		147.91		108.53		158.20		120.15		140.50		106.30		158.31		122.33		116.06		82.95		
Chattanooga, Tenn. (via St. Louis)			156.05		131.40		156.05		131.40		156.05		129.65		158.10		122.30		144.60		111.70		136.05		105.05		155.35		120.15		140.50		106.30		151.80		118.90		103.45		79.45		
Chicago, Ill.			139.45		115.15		139.45		115.15		135.05		106.35		126.80		99.75		107.00		82.25		103.80		81.75		118.10		95.00		98.85		77.85		114.20		96.45		71.95		56.65		
Cincinnati, Ohio (via NYC or Penna)			183.05		140.38		183.05		140.38		179.16		133.13		170.91		125.73		151.11		115.13		147.91		108.53		169.94		124.93		150.69		109.78		166.04		128.38		123.79		88.58		
Cleveland, Ohio (via NYC)			191.29		147.08		191.29		147.08		186.89		138.28		178.64		131.68		158.84		121.18		155.64		113.68		169.94		124.93		150.69		109.78		166.04		128.38		123.79		88.58		
Columbus, Ohio (via Penna)			186.31		143.70		186.31		143.70		181.91		134.90		173.66		128.30		153.86		117.80		159.66		110.30		164.96		121.55		145.71		106.40		161.06		125.00		118.81		85.20		
Columbia, S. C. (via Chicago or St. L)			182.90		151.35		182.90		151.35		182.90		148.60		186.10		143.70		173.90		133.10		166.00		123.85		181.40		139.90		169.60		125.25		181.10		140.30		133.40		100.85		
Columbia, S. C. (via Cincinnati & Chgo)			185.05		151.35		185.05		151.35		183.05		148.60		186.10		143.70		173.90		133.10		166.00		123.85		181.40		139.90		169.60		125.25		181.10		140.30		133.40		100.85		
Dallas, Tex. (via Kansas City)			121.55		101.30		121.55		101.30		121.55		95.10		126.60		103.40		119.80		98.50		90.75		71.45		110.00		86.55		107.45		84.60		114.75		91.90		63.00		49.60		
Dallas, Tex. (via Denver)			106.00		91.45		116.95		96.55		103.80		89.40		126.60		99.55		119.80		98.50		90.75		71.45		106.15		86.55		107.45		84.60		114.75		91.90		63.00		49.60		
Daytonport, Iowa			132.55		112.05		132.55		112.05		124.10		96.30		120.95		99.75		106.40		89.25		91.00		71.70		113.69		89.45		94.35		74.30		110.40		88.50		59.20		46.65		
Dayton, Ohio (via PennaRR)			179.55		140.12		179.55		140.12		175.15		131.32		166.90		124.72		147.10		114.22		143.90		106.72		158.20		117.97		137.98		105.82		154.30		121.40		112.05		81.62		
Decatur, Ill. (via Chicago)			139.45		115.15		139.45		115.15		138.30		113.90		126.80		99.75		107.00		82.25		107.00		89.25		107.00		96.25		107.00		81.10		114.20		96.45		86.30		68.25		
Decatur, Ill. (via St. Louis)			139.45		115.15		139.45		115.15		135.05		106.35		126.80		99.75		107.00		89.25		103.80		81.75		118.10		93.00		102.70		78.65		114.20		96.45		71.95		56.65		
Denver, Colo.			88.95		75.75		88.95		75.75		72.25		56.90		97.05		76.70		97.05		76.70		97.05		76.70		97.05		76.70		97.05		76.70		97.05		76.70		97.05		76.70		
Des Moines, Iowa			123.10		104.25		123.10		104.25		110.15		86.75		112.80		99.75		99.40		85.65		78.85		62.10		102.50		80.80		83.25		65.95		98.25		78.90		47.00		37.10		
Detroit, Mich. (via GT)			163.75		139.45		163.75		139.45		159.35		130.65																														

FROM	TO	Los Angeles, San Diego, Calif.		San Francisco, Calif.		Las Vegas, Nev.		Portland, Ore.; Tacoma, Seattle, Wash.		Spokane, Walla Walla, Wn.; Lewiston, Ida.		Salt Lake City, Utah		Cedar City, Utah		Yellowstone Park Idaho Falls, Idaho		Sun Valley, Ida.		Denver, Colo.	
		CLASS	FIRST	COACH	FIRST	COACH	FIRST	COACH	FIRST	COACH	FIRST	COACH	FIRST	COACH	FIRST	COACH	FIRST	COACH	FIRST	COACH	FIRST
Miami, Fla.		\$205.90	\$167.00	\$205.90	\$167.00	\$205.90	\$167.00	\$215.50	\$165.70	\$202.15	\$155.15	\$198.30	\$151.70	\$205.30	\$159.10	\$199.00	\$150.90	\$209.35	\$162.35	\$162.80	\$123.45
Milwaukee, Wisc. (CMStP & P)		139.45	115.15	139.45	115.15	138.30	111.50	126.80	99.75	107.00	89.25	107.00	86.85	118.10	93.00	98.85	77.85	114.20	96.45	77.85	61.75
Milwaukee, Wisc. (C & NW)		139.45	115.15	139.45	115.15	138.30	112.85	126.80	99.75	107.00	89.25	107.00	88.20	118.10	93.00	98.85	77.85	114.20	96.45	79.20	63.10
Minneapolis, Minn. (via Omaha)		136.05	115.15	136.05	115.15	130.70	103.60	109.58	91.71	99.40	89.25	99.40	78.95	121.35	95.60	86.33	68.01	106.60	93.75	65.90	51.90
Minneapolis, Minn. (via Chicago)		148.65	123.40	148.65	123.40	148.15	122.95	136.70	109.15	116.85	98.70	116.85	96.35	136.10	108.20	116.85	95.05	124.05	105.90	90.35	71.25
Montgomery, Ala. (via Chicago)		163.55	135.80	163.55	135.80	163.55	135.85	161.45	127.05	148.05	116.50	144.20	113.30	149.20	117.50	144.90	112.25	155.25	123.70	112.35	88.20
Montgomery, Ala. (via St. Louis)		150.60	128.30	150.60	128.30	150.60	128.30	161.45	127.05	148.05	116.50	144.20	113.30	149.20	117.50	144.90	112.25	155.25	123.70	105.85	82.55
Montreal, Quebec		194.05	169.75	194.05	169.75	189.65	160.95	181.40	154.35	161.60	143.85	158.40	136.35	172.70	147.60	153.45	132.45	168.80	151.05	126.55	111.25
Nashville, Tenn. (via Chicago)		163.55	132.30	163.55	132.30	161.55	125.25	150.90	116.90	132.85	106.40	130.25	100.60	143.60	111.80	128.75	97.95	140.05	113.60	104.80	82.95
Nashville, Tenn. (via St. Louis)		150.60	128.30	150.60	128.30	150.60	121.30	146.35	113.95	132.85	103.35	124.35	96.70	143.60	111.80	128.75	97.95	140.05	110.55	91.75	71.10
Newark, N. J.		266.34	186.10	266.34	186.10	261.94	177.30	253.69	170.70	233.89	160.20	230.69	152.70	244.89	163.95	225.74	148.80	241.09	167.40	198.84	127.60
New Haven, Conn.		271.32	189.99	271.32	189.99	266.92	181.19	258.67	174.59	238.87	164.09	235.67	156.59	249.97	167.84	230.72	152.69	246.07	171.29	203.82	131.49
New Orleans, La. (via Chicago)		159.40	135.80	159.40	135.80	159.40	135.10	154.00	120.95	140.55	110.50	140.55	110.50	159.00	125.15	140.55	110.50	147.75	117.70	140.95	111.55
New Orleans, La. (via St. Louis)		159.40	135.80	159.40	135.80	159.40	127.15	154.00	120.95	140.55	110.50	130.15	102.55	159.00	125.15	140.55	110.50	147.75	117.70	97.50	76.80
New Orleans, La. (via Kansas City)		131.95	114.20	131.95	114.20	131.95	110.60	154.00	120.95	140.55	110.50	130.15	102.55	131.95	114.20	140.55	110.50	147.75	117.70	97.50	76.80
New York, N. Y. (via NYC or PennaRR)		267.55	186.83	267.55	186.33	263.15	178.13	254.90	171.53	235.10	161.03	231.90	152.53	246.20	164.78	226.95	149.63	242.30	168.23	200.55	128.43
New York, N. Y. (via E-LRR from Hoboken)		251.98	181.04	251.98	181.04	247.55	172.24	242.40	165.70	219.53	155.74	216.33	147.64	230.63	158.89	221.38	143.74	226.73	162.34	184.48	122.54
Norfolk, Va.		222.18	170.05	222.18	170.05	222.18	170.05	212.40	160.50	200.20	149.90	200.20	145.95	219.45	161.10	200.20	149.90	207.40	157.10	182.65	120.85
Oklahoma City, Okla. (via Kansas City)		121.55	101.30	121.55	101.30	121.55	96.15	118.90	103.40	105.40	91.10	90.80	71.55	110.05	86.65	103.55	81.75	112.60	92.00	63.00	49.60
Oklahoma City, Okla. (via Denver)		103.80	89.40	113.95	95.95	103.80	83.70	118.90	94.75	105.40	87.45	84.10	66.30	103.35	81.40	98.60	77.90	108.10	86.70
Omaha, Neb.		113.95	97.25	113.95	97.25	102.95	81.15	112.80	98.80	99.40	85.65	71.70	56.50	90.90	71.55	74.15	58.45	88.50	71.25	37.35	29.45
Peoria, Ill.		136.65	113.95	136.65	113.95	127.65	100.65	124.40	99.75	107.00	89.25	96.40	76.00	118.10	93.00	98.85	77.85	114.20	92.80	64.55	50.85
Perry, Iowa (via Omaha)		122.45	104.00	122.45	104.00	112.00	88.30	112.80	99.75	99.40	85.65	80.75	63.70	101.90	80.35	82.65	65.20	97.60	78.45	46.40	36.60
Philadelphia, Pa. (via PennaRR)		255.23	180.05	255.23	180.05	250.83	171.20	242.58	164.65	222.78	154.15	219.58	146.65	233.88	157.90	214.63	142.75	229.98	161.35	187.73	121.55
Pittsburgh, Pa. (via B & O)		197.97	150.24	197.97	150.24	193.57	141.44	185.32	134.84	165.52	124.34	162.32	116.84	176.62	128.09	157.37	112.94	172.72	131.54	130.47	91.74
Pittsburgh, Pa. (via PennaRR)		207.32	153.87	207.32	153.87	202.92	145.07	194.67	138.47	174.87	122.97	171.67	127.47	185.97	131.72	166.72	116.57	182.07	135.17	139.82	95.37
Richmond, Va.		222.18	167.85	222.18	167.85	222.18	167.00	209.53	158.35	197.15	147.75	147.75	142.40	216.40	159.55	197.15	147.78	204.35	154.95	117.17	118.30
Roanoke, Va.		219.78	164.00	219.78	164.00	218.35	158.70	200.60	151.30	187.10	140.70	134.10	134.10	206.35	149.25	187.10	140.55	194.30	147.90	162.01	108.50
Rochester, N. Y.		224.43	162.73	224.43	162.73	220.03	153.93	211.78	147.33	191.98	136.83	188.78	129.33	203.08	140.58	183.83	125.43	199.18	144.03	156.93	104.23
Rock Island, Ill. (via Omaha)		132.55	112.05	132.55	112.05	122.40	96.35	121.05	99.75	106.40	89.25	91.15	71.75	113.60	89.45	94.35	74.30	110.50	88.55	59.30	46.75
St. Joseph, Mo. (via Omaha)		113.95	97.25	113.95	97.25	109.90	86.60	112.80	99.75	99.40	87.45	78.65	62.00	97.85	77.10	81.20	64.05	98.00	78.80	44.40	35.00
St. Louis, Mo.		131.95	109.30	131.95	109.30	129.55	102.05	120.30	99.75	106.80	89.25	98.30	77.45	122.40	96.50	103.15	81.35	114.00	94.20	65.70	51.85
St. Paul, Minn. (via Omaha)		136.05	115.15	136.05	115.15	130.70	103.60	109.58	91.71	99.40	89.25	99.40	78.40	120.60	97.60	86.33	68.03	106.60	93.15	65.15	51.35
St. Paul (via Chicago)		148.00	122.80	148.00	122.80	148.00	122.35	136.70	103.15	116.85	98.70	116.85	97.75	136.10	107.60	116.85	92.45	124.05	105.90	89.65	70.65
Salt Lake City, Utah		127.45	104.70	127.45	104.70	127.45	104.70	127.45	104.70	127.45	104.70	127.45	104.70	127.45	104.70	127.45	104.70	127.45	104.70	104.70	104.70
San Antonio, Tex. (via Kansas City)		142.55	105.35	142.55	105.35	142.55	105.35	134.60	107.15	132.65	104.30	125.85	99.10	127.45	105.35	132.65	104.30	139.85	111.50	41.00	32.30
San Antonio, Tex. (via Denver)		114.35	96.85	114.35	96.85	114.35	96.85	114.35	96.85	114.35	96.85	114.35	96.85	114.35	96.85	114.35	96.85	114.35	96.85
Savanna, Ill.		138.35	115.15	138.35	115.15	127.95	100.80	125.10	99.75	107.00	89.25	96.70	76.20	111.60	87.90	92.35	72.75	113.50	90.95	62.35	49.10
Savannah, Ga. (via Chicago or St. Louis)		181.65	150.65	181.65	150.65	181.65	150.65	188.05	145.05	174.65	134.45	167.95	127.80	180.25	139.85	171.50	129.05	181.85	141.65	135.30	102.20
Savannah, Ga. (via Cincinnati and Chicago)		183.05	150.65	183.05	150.65	183.05	150.65	183.05	145.05	174.65	134.45	167.95	127.80	180.25	139.85	171.50	129.05	181.85	141.65	135.30	102.20
Scranton, Pa. (via E-LRR)		235.15	171.20	235.15	171.20	230.75	162.40	222.50	156.80	202.70	145.30	199.50	137.80	213.80	149.05	194.55	133.90	209.90	152.50	167.65	112.70
South Bend, Ind. (via Chicago)		151.58	124.42	151.58	124.42	147.18	115.62	138.93	109.02	119.13	98.52	115.93	91.02	130.23	102.27	110.98	87.12	126.33	105.72	84.08	65.92
Springfield, Ill. (via Chicago)		139.45	115.15	139.45	115.15	138.30	113.90	126.80	99.75	107.00	89.25	107.00	89.25	126.85	96.25	110.60	81.10	114.20	96.45	84.90	66.90
Springfield, Ill. (via St. Louis)		136.85	115.15	136.85	115.15	135.00	106.35	125.10	96.70	107.00	89.25	107.00	81.75	118.10	93.00	102.70	78.65	114.20	95.25	71.95	56.65
Springfield, Mass. (via Albany)		271.32	189.99	271.32	189.99	266.92	181.19	258.67	174.59	238.87	164.09	235.67	156.59	249.97	167.84	230.72	152.69	246.07	171.29	203.82	131.49
Springfield, Mo. (via Kansas City)		116.50	101.30	121.55	101.30	116.50	87.05	119.05	103.40	105.60	91.10	97.60	76.85	116.50	91.95	100.15	79.05	112.80	93.70	59.75	

PULLMAN SLEEPING CAR RATES

These fares compiled from current Tariffs as of September 24, 1967 for information only. Not to be used for selling purposes. Subject to change without notice. See Page 33 for Rates for Upper Berths, Drawing Rooms, Compartments, Bedrooms, Roomettes, etc. Based on Applicable Lower Berth.

Salt Lake City	Denver	St. Louis	Kansas City	Omaha	Chicago	BETWEEN	Los Angeles	San Francisco	Las Vegas	Portland	Seattle Tacoma	Butte
Lower Standard Berth	Lower Standard Berth	Lower Standard Berth	Lower Standard Berth	Lower Standard Berth	Lower Standard Berth	AND	Lower Standard Berth	Lower Standard Berth	Lower Standard Berth	Lower Standard Berth	Lower Standard Berth	Lower Standard Berth
\$ 5.80 6.30 7.55	\$12.25 11.75 12.25	\$20.15 16.70 12.25	\$16.70 14.05 9.50	\$15.90 13.25 7.55	\$20.15 17.00 12.25	Boise Ida. Butte Mont. Cheyenne Wyo.	\$ A14.50 14.70 16.70	\$*18.45 14.70 16.70	\$ A10.70 11.45 12.55	\$ 7.05 9.95 16.70	\$ C9.20 P9.95 16.70	\$ 7.05 9.95
16.70 8.70 5.80 14.05	12.25 11.45 7.55	11.45 16.70	6.30 7.55 14.05	6.70 7.55 13.25 5.80	12.25 16.70	Chicago Ill. Denver Colo. Idaho Falls Ida. Kansas City Mo.	24.20 17.70 13.25 20.80	24.20 17.70 13.75 20.80	21.25 13.75 *12.10 18.85	24.20 17.00 9.95 20.80	24.20 17.00 11.75 20.80	17.00 11.75 5.80 14.05
6.30 10.20 5.80 14.70	13.75 17.70 11.75 10.20	21.25 23.15 20.15	18.85 20.80 17.00	17.70 20.80 16.20 5.80	21.25 24.20 20.15 5.80	Las Vegas Nev. Los Angeles Cal. Lund Utah Marion Iowa	5.80 G*12.50 7.55 G*14.25 22.50	G*12.50 5.80 A18.10 19.85	A15.90 5.80 A13.75 22.50	A*19.55 11.45 A*19.05 22.50	11.45 14.70 9.95 17.00	11.45 9.95 17.00
13.25 8.70 13.75	8.70 7.55 14.05 8.70	16.70 5.80 20.15	14.05 5.80 18.45	13.25 6.70 17.70 5.80	16.70 6.70 20.80 5.80	Ogden Utah Omaha Neb. Pendleton Ore. Perry Iowa	10.20 20.80 A17.35 21.90	11.75 20.80 H*16.80 21.90	6.70 17.70 A 13.75 18.45	11.00 20.80 5.80 21.90	K13.25 20.80 N6.30 21.90	5.80 13.25 7.90 16.20
5.80 11.45 18.75 11.00	9.20 17.00 14.70 16.70	16.70 *23.15 22.20 23.15	14.05 20.80 19.85 20.80	13.25 20.80 18.45 20.80	16.70 24.20 22.20 24.20	Pocatello Ida. Portland Ore. Reno Nev. Sacramento Cal.	R11.75 A18.10	13.75 L*11.00 A9.20 A15.90	9.50	11.45 5.80	11.45 5.80	5.80 9.95 12.25 14.05
11.75 15.90 13.25 5.80	8.70 17.70 11.45 17.00 10.20	16.70 23.15	14.05 20.80 5.80 20.80 14.70	13.25 20.80 5.80 20.80 14.05	16.70 24.20 5.80 24.20 18.45	Salt Lake City Utah San Francisco Cal. Savanna Ill. Seattle Wash. Shoshone (Sun Valley) Ida.	10.20 23.15 A13.25	11.75 G*12.50 L*11.00 H11.45 A*19.55 A9.50	6.30 20.55 23.15 5.80 8.70	11.45 L*11.00 23.15 5.80 B10.20	13.25 C11.45 23.15	6.30 14.70 17.00 P9.95 5.80
*16.70 13.25	11.45 17.00	*23.15	20.80	20.80	24.20	St. Louis Mo. Tacoma Wash.	*23.15 H11.00	*23.15 A*19.55	*23.15 5.80	*23.15 5.80	*23.15 P9.95	*16.70 P9.95

Lower Standard Pullman Berth Rate between Pocatello, Idaho and Idaho Falls, Idaho, \$5.80.

Bedroom Rates: Bedrooms are available on most Union Pacific trains. See equipment pages 6 to 14 inclusive. A Double bedroom contains one lower and one upper berth. EXCLUSIVE SPACE OCCUPANCY BY ONE PERSON: One and one-fourth rail tickets required for exclusive use of drawing-room; two adult rail tickets required for two bedrooms en suite or one bedroom and one compartment en suite. Pullman space charges additional.

- ♦ On Table Page 33 use lower berth rate bearing symbol ②.
- * Made combination of fares.
- (A) Via Salt Lake City, Green River or Brigham City and Pocatello.
- (B) From Tacoma, lower standard berth, \$9.95.
- (C) Via Southern Pacific Company and Portland. From Tacoma lower standard berth, \$11.00.
- (F) Via Southern Pacific Company and Portland From Tacoma, lower standard berth, \$10.60.

- (G) Via Los Angeles.
- (H) Via Southern Pacific Company and Portland.
- (K) From Tacoma, lower standard berth, \$12.55.
- (L) Via Southern Pacific Company.
- (P) Via Direct Lines.
- (Q) From Tacoma, lower standard berth \$8.70.
- (R) Via Brigham City, via Green River \$13.25.
- Berth rates to and from Cheyenne, Denver and west apply via Omaha or via Kansas City.

\$\$ MORE FOR YOUR TRAVEL DOLLAR ON UNION PACIFIC \$\$

Big Family Fare Savings Good Every Day on Union Pacific

Good in coaches and in sleeping-cars
Liberal baggage allowance

Ask your local Union Pacific Agent or Travel Agent
to figure the low cost.



Table of Rates for Various Accommodations in Standard Pullman Sleeping Cars Effective September 24, 1967

Where Lower Berth Rate is	Upper Berth Rate is	Room-ette for one Person is	X Rmte. Suite for two or more persons is	Bed Room for one or more Persons is	BedR'm Suite for two or more Persons is	Com-partm't for one or more Persons is	Drawing Room for one or more Persons is
\$ 5.80 5.90 6.30 6.70 7.05 7.55 7.90 8.30	\$ 4.40 4.50 4.75 5.15 5.40 5.65 6.10 6.30	\$ 8.10 8.25 8.75 9.40 9.95 10.55 11.05 11.60	\$14.75 14.95 15.95 16.65 17.50 18.65 19.50 20.20	\$14.75 14.95 15.95 16.65 17.50 18.65 19.50 20.20	\$26.65 27.15 29.00 30.40 31.90 34.05 35.60 37.00	\$15.85 16.10 17.15 18.05 18.95 20.10 21.00 21.90	\$21.35 21.75 23.15 24.40 25.65 27.25 28.55 29.75
8.70 8.75 9.20 9.50 9.95 10.20 10.60 10.70	6.65 6.55 6.95 7.15 7.55 7.80 8.05 8.10	12.20 13.70 12.80 13.25 13.80 14.40 14.80	21.20 21.20 22.20 22.95 23.90 24.50 25.50	21.20 23.85 22.20 22.95 23.90 24.50 25.50 25.55	38.85 43.65 40.70 42.10 43.80 44.95 46.85 46.95	22.90 25.70 24.10 24.85 25.85 26.50 27.70	31.20 35.00 32.80 33.90 35.35 36.25 37.80 37.85
①11.00 ②11.00 11.45 ①11.75 ②11.75 12.25 12.55 12.95	8.40 8.25 8.65 9.00 9.00 9.25 9.50 9.85	15.50 15.30 16.00 16.60 16.60 17.10 17.65 18.15	26.30 26.30 27.20 27.95 27.95 28.90 29.65 30.50	26.30 26.40 27.20 27.95 28.20 28.90 29.65 30.50	48.25 48.45 49.90 51.30 51.75 53.15 54.50 56.10	28.45 28.60 29.50 30.25 30.55 31.45 32.15 33.10	38.90 39.05 40.35 41.45 41.75 43.05 44.10 45.40
13.25 13.75 14.05 14.60 14.70 15.25 15.50 15.90	10.10 10.50 10.70 10.95 11.35 11.50 11.80 12.10	18.65 19.20 19.70 20.20 20.70 21.25 21.70 22.20	31.20 32.35 33.00 33.90 34.45 35.50 36.25 36.95	31.20 32.35 33.00 33.90 34.45 35.50 36.25 36.95	57.45 59.45 60.80 62.40 63.55 65.45 66.85 68.05	33.85 35.00 35.75 36.80 37.30 38.60 39.25 40.15	46.45 48.05 49.15 50.60 51.25 53.10 54.00 55.25
16.20 16.70 17.00 17.35 17.70 18.10 18.45 18.85	12.35 12.70 12.90 13.20 13.55 13.70 14.00 14.30	22.70 23.25 23.75 24.30 24.75 25.25 25.85 26.25	37.70 38.65 39.40 40.10 41.05 41.75 42.60 43.35	37.70 38.65 39.40 40.10 41.05 41.75 42.60 43.35	69.50 71.30 72.65 74.05 75.70 77.10 78.70 80.10	40.90 42.05 42.80 43.60 44.50 45.40 46.30 47.20	56.30 57.90 59.00 60.05 61.35 62.55 63.85 65.10
19.10 19.45 19.85 20.15 20.55 20.80 21.25 21.50	14.55 14.80 15.10 15.35 15.55 15.90 16.15 16.30	26.80 27.35 27.70 28.20 28.80 29.15 29.65 30.10	44.05 44.90 45.65 46.40 47.10 47.85 48.70 49.30	44.05 44.90 45.65 46.40 47.10 47.85 48.70 49.40	81.30 83.00 84.35 85.75 87.05 88.50 90.10 91.15	47.85 49.60 50.40 51.35 51.95 53.00 53.65	66.00 67.20 68.50 69.55 70.80 71.70 73.15 74.05
21.90 22.20 22.50 22.85 23.15 23.45 23.75 24.20	16.70 16.85 17.15 17.40 17.65 17.75 18.10 18.40	30.60 31.00 31.55 32.05 32.45 32.70 33.15 33.80	50.05 50.90 51.65 52.20 52.95 53.50 54.25 55.05	50.05 50.90 51.65 52.20 52.95 53.50 54.25 55.05	92.50 94.10 95.50 96.60 97.95 99.00 100.35 101.95	54.55 55.30 56.05 56.85 57.60 58.25 59.05 60.05	75.30 76.35 77.45 78.50 79.65 80.50 81.55 83.00

- X—Not applicable to or from points on the Southern Pacific Co.
- ①—These rates, across table, apply when the route from point of origin to destination is entirely via line other than the Southern Pacific, or in part via Southern Pacific and in part via line other than the Southern Pacific.
- ②—These rates across table, apply when the route from point of origin to destination is entirely via Southern Pacific Company.

For Business or Pleasure . . . It's UNION PACIFIC

Each mode of travel has its advantages but for complete, tension-free comfort and dependable service, the best way is the rail way.
On Union Pacific Domeliners you'll find courteous and attentive service to make your trip a satisfying, enjoyable experience. Accommodations and meals are the finest.

PULLMAN SEAT RATES

For Day Travel Between
Various Cities and to
Western Park Gateways

- Boise — Pocatello \$2.35
- Denver — Laramie 1.65
- Denver — North Platte 2.65
- Las Vegas — Los Angeles 3.25
- Lund — Las Vegas 2.15
- Ogden — Salt Lake City 1.15
- Portland — Tacoma 1.50
- Portland — Seattle 2.00
- Portland — Pendleton 2.35
- Salt Lake City—Pocatello 1.80
- Shoshone—Pocatello 1.15
- Salt Lake City—Lund 2.50

Do You Know About Our Prepaid Ticket Order Plan?

- We have a plan whereby you may purchase, at your railroad station, an order for railroad service, to be used by a member of your family, or any other person you may designate, at some distant station.
- This service offers a particularly safe and convenient way of providing tickets and other railroad service to students returning home at holiday and vacation time.
- These prepaid orders may include railroad tickets, sleeping and parlor car tickets, and cash for meals and other incidentals. Your railroad agent will handle them for you—by telegraph if necessary—and they will be delivered without service charge to any person you may specify, at points on participating railroads in the United States or Canada.

UNION PACIFIC RAILROAD

UNION PACIFIC RAILROAD

PASSENGER and FREIGHT SERVICE OFFICES

Traveler? Shipper? Our sales representatives, listed below, will gladly assist you. Service is our most important Product!
Digits in brackets preceding telephone number indicate area code.

- ABERDEEN, WASH. 98520—3 UP Sta., KandRiverSts.—Phone(206)LEnnox2-6695
J. E. SOUTHWORTH (P. O. Box 51).....General Traffic Agent
- ALHAMBRA, CALIF. 91801—City Ticket Office, 51 S. Garfield Ave.—Phone (213) 281-8763
H. L. CAMPBELL.....Traffic Agent
- ATLANTA, GA. 30303—705 Fulton Nat'l Bank Bldg., 55 Marietta St., N. W.—General Traffic Agent
J. D. GLOVER, (Phone (404) 524-6261).....Traffic Agent
J. R. TURNER.....(Tampa).....Traffic Agent
- BEND ORE. 97701—501 E. Greenwood Ave., Suite J—Phone(503) 382-1901
C. W. REKROAD.....General Traffic Agent
- BEVERLY HILLS, CALIF. 90210—251 No. Beverly Drive—Phone (213) 271-7167
H. FRIEDMAN.....(or Phone (213) 272-1633).....Traffic Agent
W. T. WORTHINGTON.....City Ticket Agent
- BIRMINGHAM, ALA. 35203—922 Brown-Marx Building—Phone(205) 251-7163
S. H. HENRY.....General Traffic Agent
- BOISE, IDAHO 83702—City Ticket Office, Idaho Bldg. 212 No. 8th St.—Phone(208)343-6465
W. V. KEE.....Traffic Manager
D. F. ALVORD.....General Traffic Agent
S. A. GRAYSON.....Special Representative
C. S. SHARP.....City Passenger and Ticket Agent
- BOSTON, MASS. 02108—208 Old South Bldg., 294 Washington St.—Phone(617) 482-6382.....General Traffic Agent
C. A. MORRIS.....(Phone(617) 482-6382).....General Traffic Agent
- BUTTE, MONT. 59701—609 Metals Bank Bldg., 8 West Park St.—Phone(406) 792-2389
E. H. LYMAN.....General Traffic Agent
- CALGARY, ALTA.—Room 717 Lancaster Bldg., 2nd St. & 8th Ave. West—General Traffic Agent
A. MCKERRON.....(Phone(403) 262-3926).....General Traffic Agent
- CEDAR CITY, UTAH 84720—Union Pacific Station.....Phone(801) 586-8211
D. V. EKSTROM.....Agent
- CHEYENNE, WYO. 82001—Union Pacific Pas. Station, 121 West 15th St.—Phone(307) 634-4421
C. E. ASTLER.....Special Representative
F. H. GILROY.....General Traffic Agent
C. E. STONE (Casper).....District Traffic Agent
W. A. BROWN.....City Passenger and Ticket Agent
- CHICAGO, ILL. 60603—11 South LaSalle Street at Madison—Phone (312) 726-0141
W. V. LAYMAN.....Traffic Manager
C. A. RICHARDS.....(312) 726-0141.....Assistant Traffic Manager
H. G. GRAUPNER.....General Freight Agent
T. E. TANN.....General Traffic Agent
- CHICAGO, ILL. 60603—City Ticket Office, One So. LaSalle St.—Phone(312) 726-0141
For Passenger Information Call(312) 726-0141
For Passenger Reservation Call(312) 782-1520
A. J. WHITE.....General Passenger Agent
J. W. WILLARD.....City Ticket Agent
- CHICAGO, ILL. 60603—One So. LaSalle St.—Phone(312) 726-0141
W. J. FORAL.....Manager, Department of Tours
- CINCINNATI, OHIO 45202—303 Dixie Tm. Bldg., 4th & Walnut Sts.—Phone(513) 621-0144
F. J. BEGGS.....General Traffic Agent
W. T. NIELSEN.....(Columbus).....Traffic Agent
O. H. TEDRICK.....(Louisville).....Traffic Agent
- CLEVELAND, OHIO 44113—1407 Terminal Tower, 50 Public Square—Phone(216) 621-3070.....General Traffic Agent
E. W. HARRIS.....(Buffalo).....Traffic Agent
G. W. NESTER.....(Findlay).....Traffic Agent
R. J. GOURLAY.....Traffic Agent
- DALLAS, TEXAS 75201—2108 Mercantile Bank Bldg.—Phone(214) RIVERSIDE 1-3915
M. A. ARNOLD.....General Traffic Agent
R. M. GLAZE.....(Houston).....Traffic Agent
- DENVER, COLO. 80202—City Ticket Office 535 17th Street—Phone (303) 534-4141
W. JAMES.....Traffic Manager
W. H. WHALEN.....General Freight and Passenger Agent
E. R. A. SIEMERS.....General Traffic Agent
L. C. CLEAVENGER.....City Ticket Agent
D. E. DEHAVEN.....Depot Passenger Agent
For Passenger Information or Reservation, Call(303) 825-3211
- DES MOINES, IOWA 50309—407 Equitable Bldg., 6th & Locust Sts.—Phone(515) 243-0583.....General Traffic Agent
- DETROIT, MICH. 48226—612 Book Bldg., 1249 Washington Blvd.—Phone(313) 961-7794.....General Traffic Agent
D. P. DRISCOLL.....(For Freight Information).....Traffic Manager
F. O. KANSORKA.....(For Passenger Information).....General Traffic Agent
J. K. SHERIDAN.....(Phone(313) 961-7183).....District Traffic Agent
G. A. NESTOR.....(Grand Rapids).....District Traffic Agent
A. J. BRAMAN.....(Lansing).....District Traffic Agent
H. E. JOHNSON.....(Toledo).....District Traffic Agent
- EAST LOS ANGELES, CALIF. 90022—5454 Ferguson Drive—Phone(213) 7213-435
D. S. COCHAR.....Ticket Agent
- EUGENE, ORE. 97401—Suite 21, Cascade Bldg., 163 East 12th Avenue—Phone(503) 345-8461.....General Traffic Agent
J. E. ATHERTON.....General Traffic Agent
- FRESNO, CALIF. 93714—307 Rowell Bldg., Tulare St. & Van Ness Ave.—Phone(209) 264-6571.....General Traffic Agent
D. R. SHEEHAN.....(Bakersfield).....Traffic Agent
W. E. MCTIGHE.....General Traffic Agent
- GERING, NEBR. 69341—Union Pacific Station—Phone(308) 436-2415
J. S. REZEK.....General Traffic Agent
- GLENDALE, CALIF. 91203—City Ticket Office, 406 North Brand Blvd.—Phone(213) 241-2174 or (213) 245-1370
E. A. SMITH.....General Traffic Agent
W. P. HISERODT.....City Ticket Agent
- HOLLYWOOD, CALIF. 90028—City Ticket Office, 6916 Hollywood Blvd.—Phone (213) 464-0221
W. F. BROWN.....General Traffic Agent
J. A. JANSEN.....City Ticket Agent
- IDAHO FALLS, IDAHO 83401—Un. Pac. Station—Phone (208) 523-6503
V. W. YOUNG.....Agent
- KANSAS CITY, MO. 64106—200 Waldheim Bldg., 6 East Eleventh St.—Phone(913) MAYfair 1-3030
J. R. HENDERSON.....Traffic Manager
R. C. DARGY.....Assistant Traffic Manager
G. N. WELLS.....General Freight Agent
For Passenger Information or Reservation, Call (816) Victor 2-8694
City Ticket Office—2 East Eleventh Street—Phone(913) MAYfair 1-3030
R. L. CLARK.....General Traffic Agent
C. T. CLARKE.....City Ticket Agent
R. E. MEAD (Hays).....Traffic Agent
D. W. HANCRETT (Wichita).....Traffic Agent
M. F. MAUNE.....Depot Passenger Agent
Kansas City, Kans., Union City Ticket Office, Town House Hotel, 7th & State Sts.
MRS. E. F. FLYNN (Phone(913) ATwater 1-1550).....City Ticket Agent
- LAS VEGAS, NEV. 89101—Union Pacific Station—Phone(702) 384-9000
P. D. NEUSTROM.....General Traffic Agent
W. R. BOTSFORD.....Ticket Agent
- LEWISTON, IDAHO 83501—Room 7, Union Depot—Phone(208) SH 3-2524
J. L. REEVES.....General Traffic Agent
- LINCOLN, NEBR. 68508—City Ticket Office, 224 So. 13th St.—Phone(402) 432-6517
J. A. CUNNINGHAM.....General Traffic Agent
- LONG BEACH, CALIF. 90802—City Ticket Office, 221 Long Beach Blvd.—Phone(213) HEmlock 7-2931.....General Traffic Agent
R. W. CONNELL.....(Phone(213) HEmlock 7-2931).....General Traffic Agent
W. A. MANZ.....City Ticket Agent
- LOS ANGELES, CALIF. 90022—Union Pacific Bldg., 5480 Ferguson Drive—Phone(213) 685-4350
F. L. MORGAN.....Traffic Manager
E. C. RASMUSSEN.....(213) 685-4350.....Assistant Traffic Manager
N. E. LUTHI.....Assistant Traffic Manager
J. D. MALEFYT.....Assistant Traffic Manager
H. J. DELACY.....General Freight Agent
G. L. BASSER.....General Freight Agent
C. F. HALLSMAN.....Assistant General Passenger Agent
R. R. POPE.....General Agent, Freight Department
G. M. ROLAND.....District Baggage Agent
City Ticket Office—90013—507 So. Olive Street—Phone(213) 624-8273
M. F. LOGUE.....City Ticket Agent
R. H. LUND.....General Agent, Passenger Department
507 So. Olive Street—90013.....Phone(213) 624-9471
For Passenger Information or Reservation, Call (213) 685-5037
Union Passenger Station—Phone(213) 685-4350
E. D. CHAMBERLAIN.....Depot Ticket Agent
P. T. DROUGHAN.....Depot Passenger Agent
J. A. DRIVER.....Depot Passenger Agent
- MEDFORD, ORE. 97501—1307 West Main St.—Phone(503) 773-5388
L. J. ZIESMER.....General Traffic Agent
- MEMPHIS, TENN. 38103—1104 Sterick Bldg., 8 No. Third St.—Phone(901) 525-8419
G. E. ROTHROCK.....General Traffic Agent
- MILWAUKEE, WIS. 53203—902 Majestic Bldg., 231 W. Wisconsin Ave.—Phone(414) 271-7833
A. J. FROMME.....General Traffic Agent
D. D. HANSON.....(Appleton).....Traffic Agent
- MINNEAPOLIS, MINN. 55402—890 North Western Bank Bldg., 620 Marquette Ave.—Phone(612) 332-2451.....General Traffic Agent
L. A. CALLAWAY.....General Traffic Agent
- NEW ORLEANS, LA. 70130—Suite 1444-1445 International Trade Mart, 2 Canal Street—Phone(504) 522-2274.....General Traffic Agent
E. W. RYCE.....General Traffic Agent
- NEW YORK, N. Y. 10020—626 Fifth Ave., Suite 350, Rockefeller Center—Phone(212) 246-4900.....Traffic Manager
T. L. VOGEL.....Assistant Traffic Manager
H. F. BREVOORT.....(Phone(212) 246-4908).....General Traffic Agent
E. R. VAN DOREN.....(Phone(212) 246-4900).....General Traffic Agent
D. J. GALL.....District Traffic Agent
C. F. KAUFER.....Passenger and Ticket Agent
W. E. GODDARD.....Passenger and Ticket Agent
V. J. DISTLER.....(Dewitt).....Traffic Agent
- OAKLAND, CALIF. 94611—550 MacArthur Broadway Office Bldg., 235 W. MacArthur Blvd.—Phone(415) 653-9094.....General Traffic Agent
W. M. CUNNINGHAM.....General Traffic Agent
- OGDEN, UTAH 84401—Room 100 Union Station, 25th St. & Wall Ave.—Phone(801) 394-5533
H. O. MCINTYRE.....General Traffic Agent
K. J. TRIMBLE.....Depot Passenger Agent
- OMAHA, NEBR. 68102—Union Pacific Building, 1416 Dodge St.—Phone(402) 281-5822
R. B. JOHNSON.....Passenger Traffic Manager
C. W. JOHNSON.....Assistant Passenger Traffic Manager
G. ANDERSON.....Assistant Passenger Traffic Manager
J. M. FORSHA.....Assistant Passenger Traffic Manager
D. P. McMAHON.....Assistant General Passenger Agent
C. E. DUFF.....Manager Mail, Baggage and Express Traffic
R. A. FORAL.....Traffic Manager
J. G. DUGGAN.....Director of Foreign Trade
J. W. JARVIS.....Supervisor, Agricultural Development
W. F. PETERSEN.....General Live Stock Agent
City Ticket Office—Corner 15th & Dodge Streets—Phone(402) 271-3480
D. V. MARTIN.....General Traffic Agent
R. S. FARLEY.....(402) 281-5822.....District Traffic Agent
G. W. FRELING.....City Ticket Agent
F. B. BOYSEN, JR. (Kearney).....Traffic Agent
J. D. MARTIN (Grand Island).....Traffic Agent
W. W. REED.....Depot Passenger Agent
- ORANGE, CALIF. 92668—City Office, 79 Town & Country, 777 So. Main St.—Phone(714) 542-3979.....General Traffic Agent
B. A. STEWART.....General Traffic Agent
- PASADENA, CALIF. 91101—Union Pacific Station, 205 W. Colorado Blvd.—Phone(213) 792-4107
H. G. BARTLETT.....General Traffic Agent
F. R. LEFFINGWELL.....City Ticket Agent
- PHILADELPHIA, PA. 19102—1104 Girard Trust Bldg., Broad St. & So. Penn. Sq.—Phone(215) 563-2170.....General Traffic Agent
W. D. HARING.....General Traffic Agent
- PITTSBURGH, PA. 15222—1419 Oliver Bldg., Smithfield St. and Sixth Avenue—Phone (412) 281-0260
H. G. LOCKE.....General Traffic Agent
J. S. GUNNER.....District Traffic Agent
POCATELLO, IDAHO 83201—U. P. Passenger Station—Phone(208) 232-4450
R. B. WRIGHT.....General Traffic Agent
J. J. JOHNSON (Idaho Falls).....Traffic Agent
W. K. HENDRICKS (Twin Falls).....Traffic Agent

- POMONA, CALIF. 91766 — U. P. Passenger Sta. — Phone (714) 622-3561
G. J. CROSS.....Traffic Agent
- PORTLAND, ORE. 97205—751 Pittcock Block—Phone(503) 227-7771
G. A. BROWN.....Traffic Manager
R. A. HOWLAND.....Assistant Traffic Manager
R. D. TOOMEY.....Assistant Traffic Manager
J. L. BERTZ.....Assistant Freight Traffic Manager (Rates)
R. W. GILL.....General Agent, Freight Department
C. B. WELKER.....District Baggage Agent
L. A. NEASE.....General Agent, Passenger Department
City Ticket Office—917 S. W. Washington Street—Phone(503) 227-7771
W. S. RUSH.....General Agent, Passenger Department
J. L. BERTZ.....City Ticket Agent
R. O. BYE.....Depot Passenger Agent
For Passenger Information or Reservation, Call(503) 297-8471.
- RENO, NEV. 89501—Suite 707, First Nat'l Bank of Nevada, One East First St.—Phone(702) 323-4881
P. E. FLESCHER.....General Traffic Agent
- RIVERSIDE, CALIF. 92507—Union Pacific Pass. Station, 7th & Vine Sts.—Phone(714) 683-3190.....General Traffic Agent
E. G. HAYES.....General Traffic Agent
- ST. JOSEPH, MO. 64501—City Ticket Office, 602 Corby Building—5th and Felix Sts.—Phone(816) 232-5485
P. H. SCHMIDT.....General Freight and Passenger Agent
D. C. MARTIN (Fairbury, Nebr.).....Traffic Agent
- ST. LOUIS, MO. 63101—1223 Ambassador Bldg., 411 North 7th St.—Phone(314) CHEstnut 1-7750
T. W. GURSKY.....General Traffic Agent
- SACRAMENTO, CALIF. 95810—233 Forum Bldg., 1107 Ninth St.—Phone(916) 442-1025.....General Traffic Agent
J. G. JOHNSON.....District Traffic Agent
T. H. BEESON (Redding) Phone(916) 241-7619.....District Traffic Agent
- SALINA, KANS. 67401—Third and Ash Streets—Phone(913) TAYlor 5-4633
H. D. TODD.....General Traffic Agent
- SALT LAKE CITY, UTAH 84111—417 South Main St.—Phone(801) 363-1544
R. E. HAUTZINGER.....Traffic Manager
R. T. GRIFIN.....General Freight and Passenger Agent
N. J. MEIS.....General Traffic Agent
M. D. BAER.....District Traffic Agent
F. M. YOUNG (Provo).....Traffic Agent
J. G. SEEGMILLER.....City Ticket Agent
L. WHIMPEY.....Depot Passenger Agent
For Passenger Information or Reservation, Call (801) 528-1633
- SANDIEGO, CALIF. 92101—Suite 1105 Home Tower, 707 B'dway Phone(714) 233-7241
W. R. VOLLERS.....General Traffic Agent
J. E. DOOLEY.....Ticket Agent
- SAN FRANCISCO, CALIF. 94105—405 Market Street.....Phone(415) 421-6030
M. H. FOWLER.....Traffic Manager
B. P. COSTELLO.....Assistant Traffic Manager
H. C. DUNFEE.....Assistant Traffic Manager
J. R. SCOGIN.....General Traffic Agent
H. W. NIELEBECK.....General Traffic Agent
E. G. LAMME (Eureka).....Traffic Agent
City Ticket Office—405 Market Street—Phone(415) GARfield 1-6030
W. J. LEGNER.....City Ticket Agent
- SAN JOSE, CALIF. 95113—811 Bank of America Bldg., First and Santa Clara Sts.—Phone(408) 292-3878.....General Traffic Agent
J. S. CAPLE (Salinas).....District Traffic Agent
- SAN PEDRO, CALIF. 90733—City Ticket Office, 805 So. Pacific Ave.—Phone(213) 832-7531.....General Traffic Agent
E. J. MURPHY.....City Ticket Agent
R. N. ASHBY.....City Ticket Agent
- SANTA ANA, CALIF.—(SEE ORANGE, CALIF.)
- SANTA MONICA, CALIF. 90406—City Ticket Office, 1228 5th Street—Phone(213) 395-9951.....General Traffic Agent
R. A. BRESSLER.....General Traffic Agent
A. C. TAYLOR.....City Ticket Agent
F. YATES.....City Ticket Agent
- SEATTLE, WASH. 98104—204 Union Station, 4th Ave. and Jackson St.—Phone(206) MAIN 36933
A. C. TAYLOR.....Assistant Traffic Manager
City Ticket Office—4th Ave. and Jackson St.—Phone(206) MAIN 3-6933.....General Traffic Agent
W. H. AHLGRIM (Phone(206) MAIN 3-6933).....General Traffic Agent
- SIOUX CITY, IA. 51101—644 Benson Bldg., 705 Douglas St.—Phone(712) 255-8328
L. J. ROACH.....General Traffic Agent
- SPOKANE, WASH. 99201—Union Station, West 430 Trent Avenue—Phone(509) MADison 4-4121.....General Freight Agent
L. E. DONAHUE.....General Traffic Agent
- STOCKTON, CALIF. 95202—Suite 112, Five Forty Bldg., 540 No. Calif. St.—Phone(209) 466-8531.....General Traffic Agent
C. BIANCHINI.....General Traffic Agent
- TACOMA, WASH. 98402—City Ticket Office, 114 South Ninth St.—Phone(206) BROADway 2-2275.....General Traffic Agent
F. G. ROTHWELL.....General Traffic Agent
- TAIPEI, TAIWAN—5, Chow-Chu Street—SHIN-I-LIN.....(Cable Address - UPRailCo).....Special Representative
- TOKYO, JAPAN—Room 319, Yurakucho Bldg.—5, 1-Chome, Yuraku-Cho, Chiyoda-Ku
JAMES R. JOH.....(Cable Address - UPRailCo).....Special Representative
- TOPEKA, KANS. 66608—Freight Station—Phone(913) CENTral 3-4138
S. H. GRIMES.....General Traffic Agent
- TORONTO, ONT. Room 1304 National Trust Bldg., 7 King St.—East—Phone(416) 364-7239.....General Traffic Agent
J. F. FEATHERSTONE.....General Traffic Agent
- TULSA, OKLA. 74119—Suite 1606, 4th Natl. Bank Bldg., 15 West 6th St., Phone(918) LUther 2-0139
L. L. CRAWFORD.....General Traffic Agent
- VANCOUVER, B. C. Room No. 303 Burrard Bldg., 1030 West Georgia St.—Phone(604) MUTual 3-8561.....General Traffic Agent
A. G. PROSKURNIAK.....General Traffic Agent
- WALLA WALLA, WASH. 99362—Union Pacific Pass. Sta., 13th and West Main Sts.—Phone(509) JACKson 9-1610.....General Traffic Agent
J. M. LANDAU.....(Pendleton).....Traffic Agent
L. R. CAPPS.....Traffic Agent
- WASHINGTON, D.C. 20006—Suite 710, Chanin Bldg., 815 Connecticut Ave., N.W.—Phone(202) 296-4833.....General Traffic Agent
C. G. DANKMYER.....District Traffic Agent
W. G. LORTS (Richmond, Va.).....General Traffic Agent
- WINSTON-SALEM, N. C. 27101—2115 Wachovia Bldg., 301 North Main St.—Phone(919) 724-0509.....General Traffic Agent
C. E. HAYWOOD.....General Traffic Agent
- YAKIMA, WASH. 98902—Union Pacific Building, 104 W. Yakima Ave.—Phone(509) GLENcourt 7-4181.....General Traffic Agent
F. E. BUDWILL.....(Kennewick, Wash.).....General Traffic Agent
G. H. GORTLER.....Traffic Agent

- J. R. MacANALLY Vice-President, Traffic OMAHA, NEBR. 68102
- R. F. PETTIGREW Assistant Vice-President, Traffic OMAHA, NEBR. 68102
- R. B. JOHNSON Passenger Traffic Manager OMAHA, NEBR. 68102
- N. B. MARVIN Assistant Vice-President (Sales and Service) OMAHA, NEBR. 68102
- C. O. SHOWALTER Assistant Vice-President (Rates and Divisions) OMAHA, NEBR. 68102

UNION PACIFIC'S EAST LOS ANGELES Transfer Service



To Ticket Agents, Travel Agents and Our Patrons:

East Los Angeles Station, with waiting rooms and public conveniences, serves as a transfer station for Union Pacific passengers, via motor bus to and from Pasadena, Glendale, Disneyland Hotel, Anaheim, Orange and Long Beach-San Pedro Branch Line points.

Modern air-conditioned motor buses are operated by the Union Pacific Stage Company, a subsidiary of the Union Pacific Railroad, and all tickets routed via the Union Pacific direct or via Los Angeles, to or from above points and intermediate branch line stations, are honored via East Los Angeles and motor bus. See Tables 7, 8, and 9 on page 18 for local schedules of all motor coaches.

The picture above shows how easy it is for friends and relatives to meet passengers at East Los Angeles. There is ample parking and it is free.

Train luggage is quickly delivered to the bus driver and arrives at destination with the traveler.

Checked Baggage: Baggage should be checked to the following city ticket office or depots only: Glendale; Pasadena; East Los Angeles; Whittier; Fullerton; Anaheim; Lakewood; Long Beach and San Pedro. (Only East Los Angeles, Long Beach and Pasadena stations are open Saturdays and Sundays for claiming or checking baggage.)

