

Whenever you ship or travel, be specific, say **UNION PACIFIC**

March 10, 1968

March 10, 1968

UNION PACIFIC

UNION PACIFIC


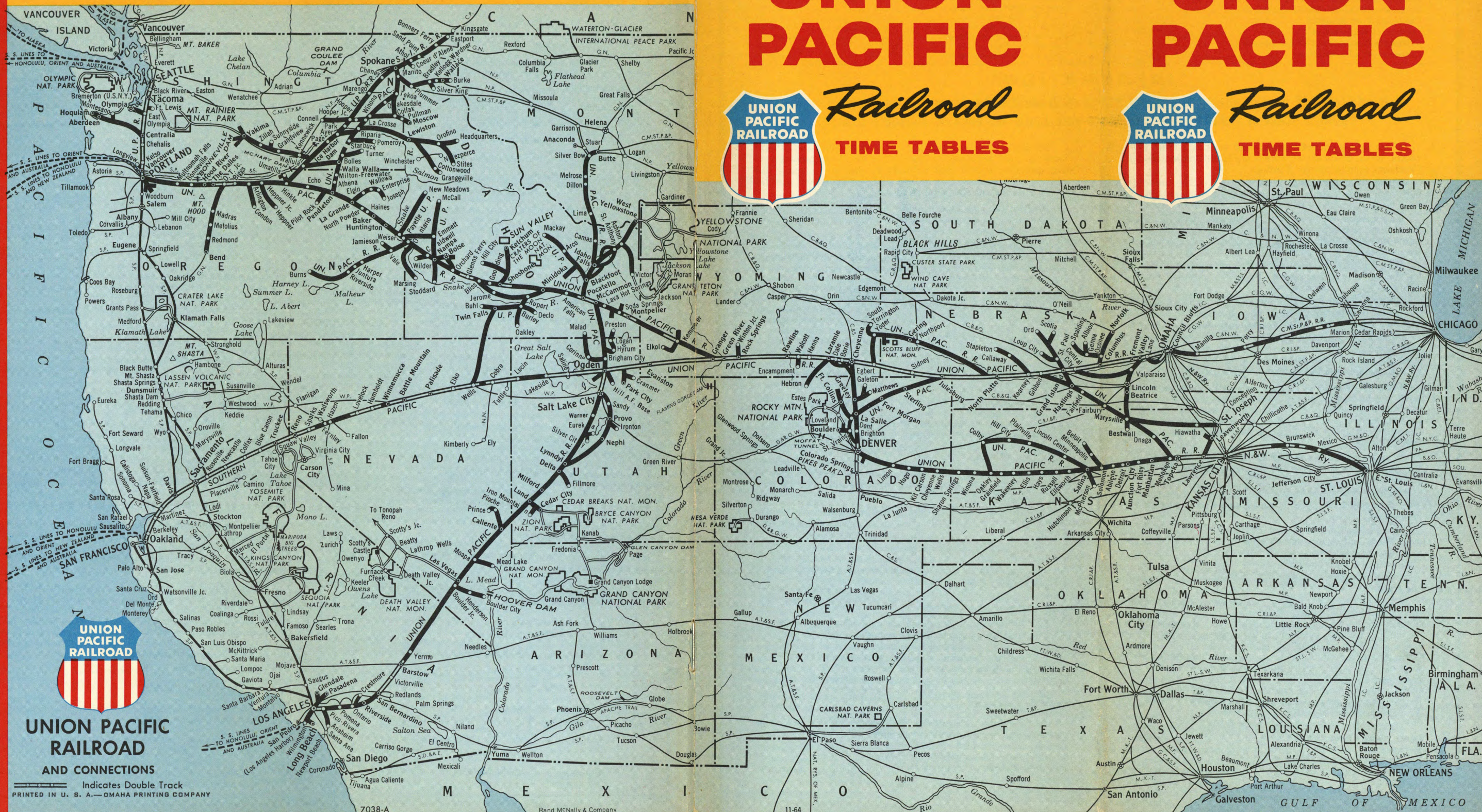


Railroad
TIME TABLES



Railroad
TIME TABLES

Serving thirteen western states with the finest in travel comfort and dependable freight service



UNION PACIFIC RAILROAD

AND CONNECTIONS

Indicates Double Track

PRINTED IN U. S. A.—OMAHA PRINTING COMPANY

7038-A

Rand McNally & Company

11-64

GULF OF MEXICO

TABLE OF CONTENTS

Section Page
Index to Union Pacific Stations 3 to 5
Equipment of Through Trains 6 to 14
Condensed Train Schedules 6 to 14
Complete Train Schedules 15 to 25
Connecting Bus Lines at East Los Angeles 18
Connecting Bus Lines Service 26
Section Page
Address of Principal Union Pacific Stations 3 to 5
Reserved Coach Seat Charges 28
One Way Railroad Fares 29
Round Trip Railroad Fares 30 and 31
Pullman Sleeping Car Charges 32 and 33
Pullman Seat Fares 33
Union Pacific Representatives 34 and 35

INFORMATION

It is advisable to always check in advance at the local station the departure time shown on your Pullman ticket or ticket envelope to make sure there has been no schedule change.

Miles shown on mile posts read westward from Council Bluffs, Iowa. Miles shown herein are from Omaha, Nebraska. (Variance approximately 3 miles.)

Time from midnight to noon inclusive, is indicated by light face type; from noon to midnight inclusive, by dark face type.

Any person who, because of mental, physical or other disability, is incapable of properly caring for himself or herself, will be received as a passenger ONLY when accompanied by a competent attendant.

On trains that carry chair car porters, there is no charge for the services of the porter. There is a nominal charge for pillows.

Children under 5 years of age ride free, when accompanied by parent or guardian; 5 years of age and under 12, pay half fare; 12 years of age and over, pay full fare.

Should any question or difference of understanding arise with agents or conductors as to proper fare or ticket privileges, please pay fare requested, take receipt, and communicate with Passenger Traffic Manager, Omaha, Nebr. 68102.

Tickets unused or partly used, will be redeemed under tariff regulations at proper value. Passenger will be charged the lowest possible fare for the service actually used and refunded the difference between this and the purchase price. Consult any Union Pacific office or write to Passenger Traffic Mgr., Omaha, Nebr. 68102.

Stopovers are permitted at all points where trains are scheduled to stop, within final limit of tickets, by notifying conductor.

Many attractive side trips and optional routes are available. Ask your local Agent or any Union Pacific representative for details.

Tickets reading via Union Pacific Railroad, with certain exceptions, will be honored by Greyhound Bus Lines between any two points between which Greyhound Bus Lines and the Union Pacific Railroad both operate.

You are requested to purchase your tickets before boarding the train.

At Chicago the Transfer coupon on a through railroad ticket entitles the holder, without additional charge, to have himself and hand luggage transferred in a Railroad Transfer Service car from his incoming to his outgoing station. Or, when there is at least a 3-hour interval between arrival of train in Chicago and scheduled departure time from outgoing station, Railroad Transfer Service will transfer such luggage to the passenger's outgoing station where it can be claimed at the parcel check room. The charge for this service is the usual parcel checking fee plus a 25 cent charge made by the Railroad Transfer Service for each bag or parcel.

IDENTIFY YOUR BAGGAGE by marking or tagging each piece, both inside and out with your name and permanent address. This is a wise precaution whether baggage is to be checked or taken with you on the train. Ask Ticket or Baggage Agent for free ADDRESS LABELS.

For the convenience and comfort of themselves and others passengers are requested to check their hand baggage whenever possible, except that actually needed for personal use enroute. No responsibility is assumed for unchecked articles left in stations, on platforms or in cars.

Checkable Baggage consists of wearing apparel, toilet articles and such personal effects as the passenger may need for use on the trip.

Money, jewelry, negotiable papers, liquids, fragile or perishable articles, radios, typewriters, dishes and household goods are examples of some of the articles not checkable as baggage. Consult Agent.

One hundred and fifty (150) pounds of baggage, not exceeding one hundred dollars (\$100.00) in value, may be checked on each adult ticket, and one-half those amounts in connection with children's half-fare tickets. The charge is only 25 cents for each hand bag, 50 cents for each trunk. Family fare plan tickets, provide for checking of three hundred (300) pounds of baggage, not exceeding two hundred dollars (\$200.00) in value, regardless of number of passengers for which the ticket is issued, at the same nominal charge.

Passengers have the privilege of declaring additional value on checked baggage, not to exceed a total of \$2500.00, upon payment of a nominal charge, or of purchasing St. Paul Fire & Marine Insurance Company baggage insurance in any amount. Consult Agent.

Dogs and other small household pets may be transported in baggage cars subject to tariff regulations or they may be taken into room accommodations, when in suitable containers, subject to Pullman Company regulations.

Handling of dogs and pets in baggage cars on streamliner trains is necessarily restricted. Consult agent for details.

No single piece of baggage exceeding 300 pounds in weight, or single shipment in excess of \$2500.00 in value, will be checked. Exception: Boxes of heavy or corrugated pasteboard are limited to a gross weight of 50 pounds each.

All baggage should be marked plainly on outside with name and address of owner.

The Domeliner, Streamliner and Challenger trains do not handle checked baggage, remains and pets, to or from many intermediate points where passengers may board or detrain. It is suggested you check your baggage 24 hours in advance of your own departure. Consult agent or passenger representatives for details.

In case of Lost Articles, communicate with Manager, Mail, Baggage & Express Traffic, Omaha, Nebraska 68102.

Union Pacific Railroad is not responsible for errors in time tables, inconvenience or loss resulting from delayed trains, failure to make connections, air conditioning failures, or emergency substitutions in equipment. Schedules, consists and designations of trains shown in this folder are subject to change without notice.

INDEX OF CONDENSED THROUGH TIME TABLES

Table with columns: BETWEEN AND TABLE, BETWEEN AND TABLE, BETWEEN AND TABLE. Lists routes like Chicago-Omaha, St. Louis-Kansas City, Reno, San Francisco, Salt Lake City, Cedar City, Las Vegas, Pasadena, Los Angeles, etc.

INDEX TO UNION PACIFIC STATIONS

Each Time Table is numbered. The numbers opposite the Stations are the numbers of the time tables in which the stations are shown. Stations marked are located on Divisions indicated by table numbers, but are not shown in folder tables.

Large index table with columns: Table No., Table No., Table No., Table No., Table No., Table No. Lists station names and corresponding table numbers across multiple columns.

WESTBOUND Read Down

CHICAGO — LOS ANGELES via Omaha and Salt Lake City

EASTBOUND Read Up

Table A Condensed Schedules. Includes columns for Domeliner City of Los Angeles, The Challenger, and Train 5. Lists stations from Chicago to Los Angeles with departure and arrival times.

NO. 103-104—Domeliner CITY OF LOS ANGELES—DAILY. Cars from Chicago run via C. M. St. P. & P. to Omaha; thence U. P. Coach Seat Reservation Charge—See Page 28.

NO. 103-104—THE CHALLENGER Domeliner—DAILY. Cars from Chicago run via C. M. St. P. & P. to Omaha; thence U. P. Coach Seat Reservation Charge—See Page 28.

Special Coach Seat Reservation Charge. See Page 28. Motor Bus between Lund and Cedar City. See Table No. 6 for additional bus service during Park season only.

Conditional stop; See Table 3. Limited handling of checked baggage on these trains; consult agent. Time from 12.01 midnight to 12.00 noon shown in light face type.

CHICAGO — SAN FRANCISCO—via Omaha

WESTBOUND Read Down

EASTBOUND Read Up

Table B Condensed Schedules. Includes columns for Domeliner City of San Francisco and Table B. Lists stations from Chicago to San Francisco via Omaha with departure and arrival times.

NO. 103-9-SP 101; SP 102-UP 10-101 — Domeliner CITY OF SAN FRANCISCO — DAILY

Trains run via C. M. St. P. & P. Chicago—Omaha; U. P. Omaha—Ogden; S. P. Ogden—San Francisco. Coach Seat Reservation Charge — See Page 28.

Passengers use Motor Bus between trainside at Oakland (16th Street) and San Francisco (3rd and Townsend Station) via the Bay Bridge, affording a panoramic view of the San Francisco Bay area.

These lounge cars are for exclusive use of sleeping car passengers. The City of San Francisco has a lounge car for coach passengers. Limited handling of checked baggage on this train; consult agent.

Time from 12:01 midnight to 12:00 noon shown in light face type. Time from 12:01 noon to 12:00 midnight shown in heavy face type.

CHICAGO—OMAHA—DENVER

WESTBOUND Read Down

EASTBOUND Read Up

Table C Condensed Schedules. Includes columns for Advance Coach Seat Reservations Required, City of Denver, and Table C. Lists stations from Chicago to Denver with departure and arrival times.

NO. 105-111;112-106—CITY OF DENVER—DAILY

Trains runs via C. M. St. P. & P. Chicago—Omaha; U. P. Omaha—Denver. Streamlined Sleeping Car. Chicago—Denver— Roomettes, Double Bedrooms.

Stops to let off or take paying passengers to or from points where these trains are regularly scheduled to stop. No. 111 stops to take paying passengers for Denver and beyond, or to let off paying passengers from Omaha or beyond.

Time from 12.01 midnight to 12.00 noon shown in light face type. Time from 12.01 noon to 12.00 midnight shown in heavy face type.

CHICAGO — PORTLAND and SEATTLE via Omaha and Cheyenne

Table D: Condensed Schedules. WESTBOUND Read Down and EASTBOUND Read Up. Includes routes for C.M. St. P. & P., Union Pacific, and various stations like Omaha, Cheyenne, and Portland.

NOS. 105-106—Domeliner CITY OF PORTLAND—DAILY. C. M. St. P. & P. to Omaha; No. 457-460 Portland-Seattle. Includes details on lounge cars, sleeping cars, and dining services.

SAVE! UNION PACIFIC'S LOW WEEK-END ROUND-TRIP FARES. (Not applicable locally between Las Vegas and Los Angeles, or between Portland and Seattle). Only slightly higher than regular one-way fares.

LEAVE FRIDAY, SATURDAY, OR SUNDAY RETURN BY MIDNIGHT MONDAY

In effect NOW THRU MAY 26



See or call your nearest Union Pacific office for complete information and reservations.

Idaho Falls, Idaho is rail gateway to Yellowstone and Grand Teton National Parks. During summer season (June 10 through August 26) coaches (from Salt Lake City and through Pocatello) set out for occupancy at Idaho Falls (6:30 A.M. inbound; 9:30 P.M. out-bound).

Limited handling of checked baggage on Trains 105-106; consult agent. Daily train No. 457-458. † Daily Train No. 460. (C.S.T.) Central Standard time. (M.S.T.) Mountain Standard time. (P.S.T.) Pacific Standard time. Time from 12.01 midnight to 12.00 noon shown in light face type. Time from 12.01 noon to 12.00 midnight shown in heavy face type.

We solicit your kind consideration and cooperation . . . PLEASE DON'T BE A "NO SHOW." (A "no show" is the person who reserves coach or Pullman accommodations in advance and then fails to cancel out when his plans change.) So that we may serve you better, please be sure to cancel reservations promptly when it is found you will not use the space you have reserved. We can then serve you and others better by not having any space go unused.

ST. LOUIS and KANSAS CITY — LOS ANGELES via Denver

Table E: Condensed Schedules. WESTBOUND—Read Down and EASTBOUND—Read Up. Includes routes for Domeliner City of Los Angeles, St. Louis, and various stations like Kansas City, Denver, and Los Angeles.

NO. 209-9-103; 104-10-210—Domeliner CITY OF ST. LOUIS—DAILY. N & W 209-210—Kansas City; No. 9-10—Cheyenne; 103-104 Los Angeles. Includes details on lounge cars, sleeping cars, and dining services.

NO.103-104—Domeliner CITY OF LOS ANGELES—DAILY. (See Table A, Page 6 for equipment). C—Conditional stop; See Table 3. Conditional stop; see Table 30. Motor bus between Lund and Cedar City. See Table 6 for additional bus service during Park Season only. Motor bus connections with main line trains at East Los Angeles. See tables 7, 8 and 9 for complete information on bus schedules to and from East Los Angeles.

Union Pacific Motor Coach Service TO AND FROM EAST LOS ANGELES, CALIF.

The Union Pacific maintains a passenger station at East Los Angeles, from which it operates motor coaches direct to Glendale, Pasadena, Alhambra, San Pedro, Long Beach, Disneyland Hotel, Anaheim, Orange, Fullerton, La Habra, Whittier and intermediate points. See Tables 7, 8 and 9 on page 18 for local schedules of all motor coaches. Passengers ticketed for those places may leave train at East Los Angeles where waiting motor coaches will take them direct to destination without extra charge. These motor coaches also deliver eastbound passengers to the East Los Angeles station.

ST. LOUIS—KANSAS CITY—PORTLAND—SEATTLE via Denver

Table F: Condensed Schedules All Trains Daily. Table G: Condensed Schedules All Trains Daily. Includes routes to Kansas City, St. Louis, and San Francisco.

NO. 17-18—PORTLAND ROSE—DAILY
Streamlined Sleeping Cars Denver—Portland—Sections, Roomettes, Double Bedrooms.
Reclining Seat Coaches... Kansas City—Portland.
Buffet-Lounge Car... Denver—La Grande—cafeteria meal service, snacks and beverages.

ST. LOUIS—KANSAS CITY—SAN FRANCISCO via Denver

Table G: Condensed Schedules All Trains Daily. Includes routes to Kansas City, St. Louis, and San Francisco.

NO. 209-9-SP 101; SP 102-UP 10-210—Domeliner—CITY OF ST. LOUIS—CITY OF SAN FRANCISCO—DAILY
N & W No. 209-210—Kansas City; No. 9-10—Ogden; S. P. No. 101-102—San Francisco.
Coach Seat Reservation Charge—See Page 28.

ST. LOUIS—KANSAS CITY—DENVER

Table H: Condensed Schedules All Trains Daily. Includes routes to Kansas City, St. Louis, and Denver.

Equipment for Table H
NO. 209-9; 10-210—Domeliner—CITY OF ST. LOUIS—DAILY
N & W 209-210—Kansas City; U. P. 9-10—Denver.
Coach Seat Reservation Charge—See Page 28.

DENVER—SALT LAKE CITY

Table J: Condensed Schedules All Trains Daily. Includes routes to Denver, Salt Lake City, and Ogden.

Equipment for Table J
NO. 9-103; 104-10—Domeliner—CITY OF ST. LOUIS—DAILY
Coach Seat Reservation Charge—See Page 28.

ST. LOUIS—KANSAS CITY—DENVER—SPOKANE

Table K: Condensed Schedules All Trains Daily. Includes routes to Kansas City, St. Louis, Denver, and Spokane.

Equipment for Table K
No. 209-9-105-Bus; 19-106-10-210—Domeliner—CITY OF ST. LOUIS—CITY OF PORTLAND
N & W 209-210—Kansas City; U. P. No. 9-10—Cheyenne; 105-(Pendleton) 106—Hinkle; Bus-No. 19 Spokane

Motor Bus, Rail tickets honored.
Checked baggage not handled to or from station at Kansas City, Kans.
Conditional stop; see Tables 24 or 30.
(C.S.T.) Central Standard Time.
(M.S.T.) Mountain Standard Time.
(P.S.T.) Pacific standard Time.

Check the advantages of the... Low Family Fares
In effect daily. Good in coaches and sleeping-cars. Liberal baggage allowance.
Ask your local Union Pacific Agent or Travel Agent to figure the cost.

CHICAGO-ST. LOUIS-KANSAS CITY-DENVER-IDAHO FALLS-YELLOWSTONE-TETON

Table L Summer Season All Trains Daily. Includes routes between Chicago, St. Louis, Kansas City, Denver, Idaho Falls, and Butte. Lists departure and arrival times for various bus services.

209-9-35; 36-10-210 CITY OF ST. LOUIS-BUTTE SPECIAL-DAILY. N & W 209-210, St. Louis-Kansas City; No. 9-10-Ogden; No. 35-36-Pocatello-Idaho Falls. See Tables E and O for equipment.

105-35; 36-106 CITY OF PORTLAND-BUTTE SPECIAL-DAILY. C. M. St. P. & P. No. 105-106-Ogden; No. 105-106-Pocatello. No. 35-36 Pocatello-Idaho Falls. See Tables D and O for equipment.

103-35; 36-104 CITY OF LOS ANGELES-BUTTE SPECIAL-DAILY. C. M. St. P. & P. No. 103-104-Ogden; No. 103-104-Ogden; No. 35-36-Idaho Falls. See Tables A and O for equipment.

LOS ANGELES-SALT LAKE CITY-IDAHO FALLS-YELLOWSTONE-TETON-BUTTE

Table O Condensed Schedules All Trains Daily. Lists routes between Los Angeles, Salt Lake City, Idaho Falls, and Butte with specific departure and arrival times.

NO. 6-35; 36-5-BUTTE SPECIAL-DAILY. No. 6-5 Los Angeles - Salt Lake City; No. 35-36 Salt Lake City - Butte. Sleeping Car-Snack Bar... Salt Lake City - Butte-4 Sec., 6 Rmte., 4 Dbl. Bdrm. Snack and beverage service.

Footnotes for Page 12

(f) Stops only on signal. These motor buses operate only during Yellowstone-Grand Teton National Parks season, June 10 through August 26. (C.S.T.) Central standard time. (M.S.T.) Mountain standard time. (P.S.T.) Pacific standard time. Time from 12.01 noon to 12.00 midnight shown in heavy face type.

FOR BUSINESS OR PLEASURE RELAX ON A TRAIN- RENT A CAR - AVIS OR HERTZ AT YOUR DESTINATION

LOS ANGELES-SPOKANE-PORTLAND Via Shoshone(SUNVALLEY)-Boise-Nampa

Table R Condensed Schedules All Trains Daily. Lists routes between Los Angeles, Spokane, Portland, Boise, and Nampa with departure and arrival times.

Equipment for Table R. NO. 104-105-(Bus)-CITIES OF LOS ANGELES-PORTLAND-DAILY. NO. 106-(19)-103-CITIES OF PORTLAND-LOS ANGELES-DAILY. See Tables A, D and U for equipment.

SALT LAKE CITY-BOISE-PORTLAND-SEATTLE

Table T Condensed Schedules All Trains Daily. Lists routes between Salt Lake City, Boise, Portland, and Seattle with departure and arrival times.

Equipment for Table T. NO. 104-105-457-CITIES OF LOS ANGELES-PORTLAND-DAILY. NO. 460-106-103-CITIES OF PORTLAND-LOS ANGELES-DAILY. See Tables A and D for equipment.

CHICAGO-OMAHA-SPOKANE Walla Walla-Lewiston-Moscow-Pullman

Table S Condensed Schedules All Trains Daily. Lists routes between Chicago, Omaha, Spokane, Walla Walla, Lewiston, Moscow, and Pullman with departure and arrival times.

Equipment for Table S. NO. 105-Domeliner CITY OF PORTLAND-DAILY. NO. 19-SPOKANE TO HINKLE-DAILY. NO. 106-Domeliner CITY OF PORTLAND-DAILY. See Tables A and D for equipment.

Conditional stop; see Table 20. Motor Bus. This service is provided passengers arriving or departing Shoshone and holding proper tickets to and from Sun Valley. No bus service during period Sun Valley is closed Oct. 20 to Dec. 16 and Apr. 1 to May 1. (M.S.T.) Mountain Standard time. * Operates Saturday and Sunday only.

Via Western Greyhound Bus north of Pendleton, rail tickets honored. (C.T.) Central time. (M.T.) Mountain time. (P.T.) Pacific time. Time from 12.01 midnight to 12.00 noon shown in light face type. Time from 12.01 noon to 12.00 midnight shown in heavy face type.

PORTLAND, TACOMA AND SEATTLE

Table with columns for train numbers (407, 459, 457) and destinations (Portland, Tacoma, Seattle) with corresponding times.

Equipment for Table W NORTHBOUND

NO. 457—DAILY Club-Lounge Car... Portland to Seattle. Reclining Seat Coaches... Dining Car...

NO. 407—DAILY Parlor Car... Reclining Seat Coaches... Buffet-Dining Car...

NO. 459—DAILY Reclining Seat Coaches... Sandwich Service...

SOUTHBOUND

NO. 460—DAILY Reclining Seat Coaches... Sandwich Service...

NO. 408—DAILY Parlor Car... Reclining Seat Coaches... Buffet-Dining Car...

NO. 458—DAILY Club-Lounge Car... Reclining Seat Coaches... Dining Car...

Rail Travel Credit Cards

Now any person or company with proper credit may arrange for a convenient Charge-it Card. They are good on Union Pacific and many other railroads...

ASK YOUR LOCAL TRAVEL OR UNION PACIFIC AGENT TO GIVE YOU FULL DETAILS AND COST.

UNION PACIFIC RAILROAD

BAGGAGE ALLOWANCE-150 POUNDS

One hundred and fifty (150) pounds of baggage may be checked to destination on each full fare ticket, 75 pounds for each half-fare ticket...

Call R·E·A EXPRESS FOR EAGER-BEAVER SERVICE



◆ Arrives, departs Seattle Union Depot. ◇ Arrives, departs Seattle King Street Station. ▲ Rail station is at Kelso. There is bus service between Kelso and Longview every 20 minutes. ○ Motor Bus, Rail tickets honored.

Chicago and Omaha to Colorado, Utah, California and Pacific Northwest

Large table with columns for 'WESTBOUND—Read Down' and 'EASTBOUND—Read Up'. It lists various routes, stations (e.g., Chicago, Omaha, Denver, Salt Lake City), and train numbers (e.g., 103, 105, 106, 110, 111, 112, 113, 114, 115, 116, 117, 118, 119, 120, 121, 122, 123, 124, 125, 126, 127, 128, 129, 130, 131, 132, 133, 134, 135, 136, 137, 138, 139, 140, 141, 142, 143, 144, 145, 146, 147, 148, 149, 150, 151, 152, 153, 154, 155, 156, 157, 158, 159, 160, 161, 162, 163, 164, 165, 166, 167, 168, 169, 170, 171, 172, 173, 174, 175, 176, 177, 178, 179, 180, 181, 182, 183, 184, 185, 186, 187, 188, 189, 190, 191, 192, 193, 194, 195, 196, 197, 198, 199, 200).

Railroad Transfer Service PASSENGERS—BAGGAGE CHICAGO, ILL. THERE IS NO EXTRA CHARGE

FOR TRANSFERRING BETWEEN CHICAGO STATIONS The transfer coupon on your through ticket entitles you to a transfer of luggage and a comfortable ride in a railroad transfer service temperature

controlled coach from your incoming Chicago train to your outgoing station at no cost. SPECIAL LUGGAGE SERVICE If you have three hours or more between trains, you can give your luggage to the railroad

transfer service agent upon arrival, before boarding coaches, and pick it up at the parcel room of the outgoing station. The charge will be the usual parcel room checking fee, plus 25 cents.

For explanation of reference marks, see page 16.

Between Chicago, Omaha, Denver, Ogden, Salt Lake City and Los Angeles

Table No. 3 (Continued) The Overland Route Pacific Standard Time. WESTBOUND—Read Down and EASTBOUND—Read Up. Includes train numbers, departure times, and station names from Chicago to Los Angeles.

Footnotes for Tables 5 to 11, Inclusive. † Daily except Sunday. ‡ No. 306 leaves Provo daily except Saturdays. ▲ Daily motor coach service of the Union Pacific Stage Co. shown in tables 7, 8 and 9, is operated over public high-ways. Rail tickets honored.

See tables 7, 8 and 9 on this page, for more complete motor bus schedules to and from East Los Angeles.

Salt Lake City — Provo — Lyndyl

Table No. 5 Mountain Standard Time. Motor bus routes between Salt Lake City, Provo, and Lyndyl. Includes departure times and station names.

East Los Angeles — Pasadena — Glendale

Table No. 7 Pacific Time. Motor bus routes between East Los Angeles, Pasadena, and Glendale. Includes departure times and station names.

East Los Angeles — Long Beach — San Pedro

Table No. 8 Pacific Time. Motor bus routes between East Los Angeles, Long Beach, and San Pedro. Includes departure times and station names.

East Los Angeles — Whittier — Anaheim

Table No. 9 Pacific Time. Motor bus routes between East Los Angeles, Whittier, and Anaheim. Includes departure times and station names.

Las Vegas—Boulder City—Hoover Dam—Lake Mead

Table No. 10 Pacific Time. Motor bus routes between Las Vegas, Boulder City, Hoover Dam, and Lake Mead. Includes departure times and station names.

Las Vegas—Phoenix—Tucson

Table No. 11 Bus Daily. Motor bus routes between Las Vegas, Phoenix, and Tucson. Includes departure times and station names.

Salt Lake City—Lund—Cedar City—Los Angeles

Table No. 6 Mountain Standard Time. Motor bus routes between Salt Lake City, Lund, Cedar City, and Los Angeles. Includes departure times and station names.

○ Local freight with caboose for passengers.

▲ Motor bus between Lund and Cedar City, gateway to Zion, Bryce Canyon, Grand Canyon National Parks.

■ Operates Only During Park Season, June 9 - Sept. 2.

K Local freight with caboose for passengers operates from Provo 11 A.M. Mon., Wed., Fri., and from Lyndyl 11 A.M. Tue., Thu., Sat.

For equipment, see pages 6 to 14 inclusive.

For explanation of reference marks in table 3, see page 17; in tables 5 to 11, see top of this page.

Chicago, Omaha, Ogden and San Francisco

Table No. 14 The Overland Route. WESTBOUND Read Down and EASTBOUND Read Up. Includes train numbers, departure times, and station names from Chicago to San Francisco.

(f) Stops only on signal.

▲ Limited handling of checked baggage on these trains; consult agent.

■ Leaves and arrives from Third Street station.

♦ Mileage shown on mile posts is from Council Bluffs: See General Information, page 2.

▲ See page 26 for motor bus connections with U. P. trains at Omaha, Fremont, Columbus and Grand Island.

A No. 111 stops to take paying passengers for Denver or beyond; also to let off paying passengers from Omaha or beyond. No. 112 stops to take paying passengers for Omaha or beyond or to let off paying passengers from Denver or beyond.

K Upon advance arrangement with agent at La Salle, and upon payment of regular local cab fare, Yellow Cab Co. will meet all trains at La Salle for transfer to and from Greeley.

P Nos. 111 and 112 stop at Fort Morgan to take or let off paying passengers to or from points where these trains are regularly scheduled to stop.

R Northland Greyhound bus between La Salle and Cheyenne on which tickets reading via Union Pacific will be honored.

W W. G. L. connecting Bus leaves Sacramento at 11:05 A.M. for San Joaquin Valley Points.

(C.S.T.) Central standard time.

(M.S.T.) Mountain standard time.

(P.S.T.) Pacific standard time.

Chicago, Omaha and Denver

Table No. 17 The Overland Route All Trains Daily. WESTBOUND—Read Down and EASTBOUND—Read Up. Includes train numbers, departure times, and station names from Chicago to Denver.

(C.S.T.) Central standard time. (M.S.T.) Mountain standard time. (P.S.T.) Pacific standard time.

Between Chicago, Omaha and Spokane, Portland, Tacoma and Seattle

Table No. 20 The Overland Route. WESTBOUND-Read Down and EASTBOUND-Read Up. Includes city names, times, and elevations.

Footnotes for Pages 20 and 21

Motor bus. This service is provided passengers arriving or departing Shoshone and holding proper tickets to and from Sun Valley, Idaho. No bus service during period Sun Valley is closed Oct. 20 to Dec. 16 and Apr. 1 to May 1. Bus connection for Nos. 106 operates Saturday and Sunday only.

Between Chicago, Omaha and Spokane, Portland, Tacoma and Seattle

Table No. 20 (Continued) The Overland Route. WESTBOUND-Read Down and EASTBOUND-Read Up. Includes city names, times, and elevations.


Footnotes for Pages 20 and 21

Bus from Pendleton. Stops to let off paying passengers from Vancouver and beyond; also to take for points beyond Seattle. Stops to let off paying passengers from Spokane and East. Mileage shown on mile posts is from Council Bluffs. See General Information, Page 2.

Between Portland, Tacoma and Seattle

All tickets over these lines are interchangeable and good on any train listed below.

Table No. 20A Continued Pacific Standard Time. Includes city names, times, and elevations.



St. Louis, Kansas City, and Denver

Table No. 24 The Overland Route. WESTBOUND Read Down, EASTBOUND Read Up. Includes routes to St. Louis, Kansas City, and Denver with various stops and times.

Table No. 31 Denver - La Salle - Greeley - Ft. Collins. (Mountain Standard Time). Includes routes to La Salle, Greeley, and Ft. Collins.

Denver, Cheyenne and Salt Lake City

Table No. 30 The Overland Route (Mountain Standard Time). WESTBOUND Read Down, EASTBOUND Read Up. Includes routes to Cheyenne and Salt Lake City.

Solomon - Beloit. Table No. 26 (Central Time). Includes routes to Beloit and other stops.

Kansas City - Salina McPherson. Table No. 27 (Central Time). Includes routes to Salina and McPherson.

Echo - Coalville - Park City. Table No. 32 (Mountain Time). Includes routes to Coalville and Park City.

Laramie - Centennial - Walden. Table No. 33 (Mountain Time). Includes routes to Centennial and Walden.

Kansas City - Salina Plainville - Oakley. Table No. 28 (Central Time). Includes routes to Plainville and Oakley.

Walcott - Saratoga Encampment. Table No. 34 (Mountain Time). Includes routes to Saratoga and Encampment.

Salt Lake City, Ogden, Pocatello, Idaho Falls and Butte

Table No. 36 The Overland Route (Mountain Standard Time). WESTBOUND Read Down, EASTBOUND Read Up. Includes routes to Ogden, Pocatello, Idaho Falls, and Butte.

- Footnotes for Pages 22 and 23. A Stops to take on or to let off paying passengers. B Stops to take paying passengers for Denver and beyond. C Stops to let off paying passengers from Denver and beyond. D Stops to take paying passengers for Salina or beyond. E Stops to let off paying passengers; also to take for Idaho Falls or beyond. F Stops to take paying passengers; also to take for Idaho Falls or beyond. G Stops to let off paying passengers from Granger or beyond, also to take paying passengers for Denver or beyond. H Freight service only. I Stops to let off paying passengers from Topeka, Lawrence and Kansas City or beyond; also to take for Denver or beyond. J Stops to let off paying passengers from Topeka, Lawrence and Kansas City or beyond; also to take for Denver or beyond. K Fish Hatchery. L Stops to let off paying passengers from Denver or beyond; also to take for Kansas City or beyond. M Stops to take paying passengers for Denver or beyond; also to let off paying passengers from Salina and east thereof. N Stops to let off paying passengers from Denver and beyond; also to take for Salina and east thereof where train is scheduled to stop.

Cache Junction - Logan - Preston

Table No. 37 (Mountain Time). Mixed #303, Mts., Table No. 37, Mixed #304. Includes routes to Logan and Preston.

Salt Lake - Idaho Falls - Yellowstone (Summer Season). Table No. 39 (Mountain Time). Bus - 36 Daily. Includes routes to Idaho Falls and Yellowstone.

Salt Lake - Idaho Falls - Victor - Grand Teton. Table No. 40 (Summer Season). Bus - 36 Daily. Includes routes to Victor and Grand Teton.

Table No. 40 (Mountain Time). Bus - 36 Daily. Includes routes to Salt Lake City, Ogden, Pocatello, and Idaho Falls.

- Footnotes for Pages 22 and 23. W Conditional stop; see table 2. X Stops to let off paying passengers from Denver and beyond; also to take for Topeka, and for Kansas City and beyond. Y Stops to let off paying passengers from east of Denver; also to take for Laramie or scheduled stops beyond. Z Stops only on signal. + Daily except Sunday. * Daily. □ Mixed train. + Checked baggage not handled to or from station at Kansas City, Kans. • Nos. 35 and 36 carry set out coaches between Salt Lake City and Idaho Falls during Park season June 10 through August 26. Occupancy inbound until 6:30 A.M., outbound at 9:30 P.M. • Local freight with caboose only. ♦ Connecting motor bus between Idaho Falls and Old Faithful for passengers holding Yellowstone Park tour transportation only. Breakfast stop at Flamingo Inn, Idaho Falls on inbound trip. ○ Connecting motor bus between Idaho Falls and Jackson Lake Lodge for passengers holding Grand Teton Park tour transportation. Breakfast stop at Flamingo Inn, Idaho Falls on inbound trip.

Union Pacific Branch Lines

Omaha-No. Platte-So. Torrington

Table 42 Central Time. Mixed 93, 94. Lv Omaha Neb. Ar. *11.50. Mountain Time. Lv No. Platte Ar. *6.30. O'Fallons Ar. *6.01. Coker Lv. *5.50. Sarben Lv. *5.35. Nevens Ar. *5.25. Keystone Ar. *5.15. Martin Ar. *5.03. Lemoyne Ar. *4.53. Belmar Ar. *4.46. Ruthon Ar. *4.39. Lewellen Ar. *4.30. Oshkosh Ar. *4.10. Lisco Ar. *3.45. Broadwater Ar. *3.24. Towers Ar. *3.11. Northport Ar. *3.05. Mohler Ar. *2.46. So. Bayard Ar. *2.39. McGrew Ar. *2.29. Melbeta Ar. *2.19. Gering Ar. *2.00. Gering Ar. *1.50. Haig Ar. *1.36. So. Mitchell Ar. *1.30. So. Morrill Ar. *1.19. Lyman Neb. Ar. *1.09. Hundley Wyo. Ar. *12.58. Yoder Ar. *12.45. Yoder Wyo. Ar. *12.35. Veteran Ar. *12.23. Cottler Ar. *12.10. So. Torng'n Ar. *12.05.

Central City—Valparaiso

Table 45 Central Time. Mixed 79, 80. Lv Cent'l City Neb. Ar. *11.50. Heber Ar. *11.30. Hordville Ar. *11.15. Polk Ar. *11.00. Stromsburg Ar. *10.45. Osceola Ar. *10.30. Shelby Ar. *10.15. Rising City Ar. *10.00. David City Ar. *9.45. Brainard Ar. *9.30. Valparaiso Ar. *9.15.

Columbus—Spalding

Table 46 Central Time. Mixed 79, 80. Lv Columbus Neb. Ar. *11.50. Oconee Ar. *11.30. Monroe Ar. *11.15. Genoa Ar. *11.00. Fullerton Ar. *10.45. Belgrade Ar. *10.30. Cedar Rapids Ar. *10.15. Primrose Ar. *10.00. Spalding Ar. *9.45.

Columbus—Albion

Table 47 Central Time. Mixed 81, 82. Lv Columbus Neb. Ar. *11.50. Oconee Ar. *11.30. Monroe Ar. *11.15. Genoa Ar. *11.00. St. Edward Ar. *10.45. Albion Ar. *10.30.

Grand Island—Ord

Table 48 Central Time. Mixed 81, 82. Lv Gr. Island Neb. Ar. *11.50. St. Libory Ar. *11.30. St. Paul Ar. *11.15. Elba Ar. *11.00. Cotesfield Ar. *10.45. Scotia Ar. *10.30. North Loup Ar. *10.15. Ord Neb. Ar. *10.00.

Grand Island—Loup City

Table 49 Central Time. Mixed 81, 82. Lv Gr. Island Neb. Ar. *11.50. St. Paul Ar. *11.30. Dannebrog Ar. *11.15. Boelus Ar. *11.00. Rockville Ar. *10.45. Loup City Ar. *10.30.

Lawrence—Leavenworth

Table 50 Central Time. Mixed 81, 82. Lv Lawrence Kan. Ar. *11.50. Tonganoxie Ar. *11.30. Lansing Ar. *11.15. Leavenworth Ar. *11.00.

Columbus—Norfolk

Table 44 Central Time. Lv Columbus Neb. Ar. *11.50. Oconee Ar. *11.30. Platte Center Ar. *11.15. Humphrey Ar. *11.00. Madison Ar. *10.45. Norfolk Neb. Ar. *10.30.

Topeka—Marysville—Grand Island

Table 52 Central Time. Mixed 81, 82. Lv Topeka Kan. Ar. *11.50. Emmett Ar. *11.30. Onaga Ar. *11.15. Frankfort Ar. *11.00. Marysville Ar. *10.45. Marysville Ar. *10.30. Herkimer Ar. *10.15. Hanover Ar. *10.00. Fairbury Neb. Ar. *9.45. Alexandria Ar. *9.30. Belvidere Ar. *9.15. Carleton Ar. *9.00. Davenport Ar. *8.45. Edgar Ar. *8.30. Fairfield Ar. *8.15. Glenvil Ar. *8.00. Hastings Ar. *7.45. Doniphan Ar. *7.30. Grand Isld Ar. *7.15.

St. Joseph—Marysville

Table 53 Central Time. Mixed 81, 82. Lv St. Joseph Mo. Ar. *11.50. Wathena Kan. Ar. *11.30. Troy Ar. *11.15. Robinson Ar. *11.00. Hiawatha Ar. *10.45. Morrill Ar. *10.30. Sabetha Ar. *10.15. Seneca Ar. *10.00. Axtell Ar. *9.45. Beattie Ar. *9.30. Home Ar. *9.15. Marysville Ar. *9.00.

Blackfoot—Aberdeen—Mackay

Table 56 Mountain Time. Mixed 49, 50. Lv Blackfoot Ar. *11.50. Moreland Ar. *11.30. Aberdeen Jet. Ar. *11.15. Rockford Ar. *11.00. Pingree Ar. *10.45. Sterling Ar. *10.30. Aberdeen Ar. *10.15. Aberdeen Jet. Ar. *10.00. Taber Ar. *9.45. Scoville Ar. *9.30. Arco Ar. *9.15. Moore Ar. *9.00. Darlington Ar. *8.45. Leslie Ar. *8.30. Mackay Ar. *8.15.

Idaho Falls—Orvin—St. Anthony

Table 57 Mountain Time. Mixed 49, 50. Lv Idaho Falls Ar. *11.50. Orvin Ar. *11.30. Ken Ar. *11.15. Lincoln Ar. *11.00. Iona Ar. *10.45. Mikami Ar. *10.30. Ririe Ar. *10.15. Byrne Ar. *10.00. Walker Ar. *9.45. Newdale Ar. *9.30. St. Anthony Ar. *9.15.

Nyssa—Homedale—Marsing

Table 64 Mountain Time. Mixed 49, 50. Lv Nyssa Ore. Ar. *11.50. Overstreet Ar. *11.30. Adrian Ar. *11.15. Napton Ar. *11.00. Homedale Ar. *10.45. Claytonia Ar. *10.30. Marsing Ar. *10.15.

Idaho Falls—Ucon—St. Anthony

Table 58 Mountain Time. Mixed 49, 50. Lv Idaho Falls Ar. *11.50. Ucon Ar. *11.30. Grant Ar. *11.15. Lewisville Ar. *11.00. Menan Ar. *10.45. Egin Ar. *10.30. St. Anthony Ar. *10.15.

Minidoka—Twin Falls—Buhl—Wells

Table 60 Mountain Time. Mixed 35-49, 50-36. Lv Salt Lake Utah Ar. *7.00. Pocatello Ar. *10.30. Minidoka Ar. *8.40. Acequia Ar. *8.28. Rupert Ar. *8.20. Heyburn Ar. *8.08. Burley Ar. *8.04. Starr's Ferry Ar. *7.53. Milner Ar. *7.41. Murtaugh Ar. *7.29. Hansen Ar. *7.16. Kimberly Ar. *7.10. Twin Falls Ar. *7.00. Twin Falls Ar. *6.45. Filer Ar. *6.30. Buhl Ar. *6.15.

Minidoka—Rupert—Bliss

Table 61 Mountain Time. Mixed 49, 50. Lv Minidoka Ar. *8.40. Acequia Ar. *8.28. Rupert Ar. *8.20. Eupert Ar. *8.25. Burley Ar. *8.10. Twin Falls Ar. *7.10. Filer Ar. *7.00. Buhl Ar. *6.45. Bliss Ar. *5.00.

Burley—Declo

Table 62 Mountain Time. Mixed 49, 50. Lv Burley Ar. *8.40. Declo Ar. *8.20.

Nyssa—Homedale—Marsing

Table 64 Mountain Time. Mixed 49, 50. Lv Nyssa Ore. Ar. *11.50. Overstreet Ar. *11.30. Adrian Ar. *11.15. Napton Ar. *11.00. Homedale Ar. *10.45. Claytonia Ar. *10.30. Marsing Ar. *10.15.

Union Pacific Branch Lines

Richfield—Hill City

Table 65 Mountain Time. Mixed 49, 50. Lv Shoshone Ar. *11.50. Richfield Ar. *11.30. Rawson Ar. *11.15. Magic Ar. *11.00. Mason Ar. *10.45. Selby Ar. *10.30. Fairfield Ar. *10.15. Hill City Ar. *10.00.

Nampa—Emmett—McCall

Table 67 Mountain Time. Mixed 49, 50. Lv Nampa Ar. *11.50. Fischer Ar. *11.30. Middleton Ar. *11.15. Jenness Ar. *11.00. Emmett Ar. *10.45. Montour Ar. *10.30. Horseshoe Bend Ar. *10.15. Banks Ar. *10.00. Smith's Ferry Ar. *9.45. Belvidere Ar. *9.30. Cascade Ar. *9.15. Arling Ar. *9.00. Donnelly Ar. *8.45. McCall Ar. *8.30.

Caldwell—Wilder

Table 68 Mountain Time. Mixed 49, 50. Lv Caldwell Ar. *11.50. Greenleaf Ar. *11.30. Wilder Ar. *11.15.

Shoshone—Ketchum—Sun Valley

Table 69 Mountain Time. Mixed 49, 50. Lv Shoshone Ar. *11.50. Richfield Ar. *11.30. Placato Ar. *11.15. Bellevue Ar. *11.00. Hailey Ar. *10.45. Sun Valley Ar. *10.30.

Ontario—Vale—Crane and Burns

Table 70 Mountain Time. Mixed 49, 50. Lv Ontario Ore. Ar. *11.50. Cairo Ar. *11.30. Luse Ar. *11.15. Mallett Ar. *11.00. Vale Ar. *10.45. Jamieson Ar. *10.30.

Vale—Crane and Burns

Table 70 Mountain Time. Mixed 49, 50. Lv Vale Ar. *11.50. Hope Ar. *11.30. Little Valley Ar. *11.15. Harper Ar. *11.00. Namorf Ar. *10.45. Jonesboro Ar. *10.30. Juntura Ar. *10.15. Long Ar. *10.00. Riverside Ar. *9.45. Whitman Ar. *9.30. Venator Ar. *9.15. Crane Ar. *9.00. Redess Ar. *8.45. Burns Ar. *8.30.

Payette—Emmett

Table 71 Mountain Time. Mixed 49, 50. Lv Payette Ar. *11.50. Fruitland Ar. *11.30. Buckingham Ar. *11.15. New Plymouth Ar. *11.00. Letha Ar. *10.45. Emmett Ar. *10.30.

Portland—La Grande—Joseph

Table 72 Pacific Time. Mixed 49, 50. Lv Portland Ore. Ar. *11.50. La Grande Ore. Ar. *11.30. Alicel Ar. *11.15. Imbler Ar. *11.00. Elgin Ar. *10.45. Looking Glass Ar. *10.30. Minam Ar. *10.15. Wallowa Ar. *10.00. Lostine Ar. *9.45. Enterprise Ar. *9.30. Joseph Ore. Ar. *9.15.

Weiser—New Meadows

Table 73 Pacific Time. Mixed 49, 50. Lv Weiser Ar. *11.50. Presley Ar. *11.30. Midvale Ar. *11.15. Cambridge Ar. *11.00. Goodrich Ar. *10.45. Council Ar. *10.30. Fruitvale Ar. *10.15. Starkey Ar. *10.00. Glendale Ar. *9.45. Woodland Ar. *9.30. Tamarack Ar. *9.15. New Meadows Ar. *9.00.

Hinkle—Spokane*

Table 74 Pacific Time. Mixed 49, 50. Lv Hinkle Ar. *11.50. Wallula Wash. Ar. *11.30. Page Ar. *11.15. Scott Ar. *11.00. Ruxby Ar. *10.45. Ayer Ar. *10.30. Hooper Jct. Ar. *10.15. Marengo Ar. *10.00. Cheney Ar. *9.45. Marshall Ar. *9.30. Spokane Wash. Ar. *9.15.

Walla Walla—Wallula

Table 75 Pacific Time. Mixed 49, 50. Lv Walla Walla Wn. Ar. *11.50. Garrett Ar. *11.30. Whitman Ar. *11.15. Lowden Ar. *11.00. Touchet Ar. *10.45. Reese Ar. *10.30. Wallula Wash. Ar. *10.15.

Ayer—Spokane*

Table 76 Pacific Time. Mixed 49, 50. Lv Ayer Wash. Ar. *11.50. Hooper Jct. Ar. *11.30. Hooper Ar. *11.15. La Crosse Ar. *11.00. Winona Ar. *10.45. Endicott Ar. *10.30. Colfax Ar. *10.15. Garfield Ar. *10.00. Farmington Ar. *9.45. Tekoa Ar. *9.30. Tekoa Ar. *9.15. Latah Ar. *9.00. Fairfield Ar. *8.45. Rockford Ar. *8.30. Dishman Ar. *8.15. East Spokane Ar. *8.00. Spokane Wash. Ar. *7.45.

Colfax—Moscow*

Table 76a Pacific Time. Mixed 49, 50. Lv Colfax Wash. Ar. *11.50. Shawnee Ar. *11.30. Pullman Ar. *11.15. Moscow Ar. *11.00.

Ayer—Lewiston*

Table 77 Pacific Time. Mixed 49, 50. Lv Ayer Ar. *11.50. Riparia Wash. Ar. *11.30. Central Ferry Ar. *11.15. Penawawa Ar. *11.00. Swift Ar. *10.45. Schultz Ar. *10.30. Almont Ar. *10.15. Wawawai Ar. *10.00. Crum Ar. *9.45. Bishop Ar. *9.30. Indian Ar. *9.15. Moses Ar. *9.00. Wilma Ar. *8.45. Lewiston Ar. *8.30.

Camas Prairie R. R.

Table 77 Pacific Time. Mixed 49, 50. Lv Lewiston Ar. *11.50. North Lapwal Ar. *11.30. Spalding Ar. *11.15. Arrow Ar. *11.00. Lenore Ar. *10.45. Peck Ar. *10.30. Orofino Ar. *10.15. Greer Ar. *10.00. Pardee Ar. *9.45. Kamiah Ar. *9.30. Kooskia Ar. *9.15. Stites Ar. *9.00. Camas Prairie R. R. Ar. *8.45. Lewiston Ar. *8.30. North Lapwal Ar. *8.15. Spalding Ar. *8.00. Lapwal Ar. *7.45. Arrow Ar. *7.30. Lenore Ar. *7.15. Peck Ar. *7.00. Orofino Ar. *6.45. Greer Ar. *6.30. Pardee Ar. *6.15. Kamiah Ar. *6.00. Kooskia Ar. *5.45. Stites Ar. *5.30.

Hinkle—Yakima*

Table 78 Pacific Time. Mixed 49, 50. Lv Hinkle Ore. Ar. *11.50. Wallula Wash. Ar. *11.30. Wallula Wash. Ar. *11.15. Villard Wash. Ar. *11.00. Kennawick Ar. *10.45. Benton City Ar. *10.30. North Prosser Ar. *10.15. Grandview Ar. *10.00. Midvale Ar. *9.45. Sunnyside Wash. Ar. *9.30. Sunnyside Wash. Ar. *9.15. Emervale Ar. *9.00. Granger Ar. *8.45. Zillah Ar. *8.30. Buena Ar. *8.15. Sawyer Ar. *8.00. Donald Ar. *7.45. Parker Ar. *7.30. Yakima Wash. Ar. *7.15.

Footnotes for Page 25

* See Page 26 for bus service. Rail tickets honored. † Daily except Sunday. ‡ Stops to let off paying passengers from Hinkle or beyond. K Freight service only. Time from 12:01 midnight to 12:00 noon shown in light face type. Time from 12:01 noon to 12:00 midnight shown in heavy face type. Figures opposite junction points refer to tables showing diverging trains.

When Away From Home...

... remember this symbol of help for all travelers and newcomers in trouble. You will find the Travelers Aid lamp in all major rail terminals. Travelers Aid is a social service supported by voluntary contributions through Community Chests and United Funds.



Along the UNION PACIFIC route Travelers Aid is in—

- Kansas City Chicago Denver Long Beach Spokane Omaha Los Angeles St. Louis Salt Lake City

* Daily. † Sunday only. ‡ Daily except Sundays and Holidays. H Mondays, Wednesdays and Fridays only. D Wednesdays and Fridays only. E Tuesdays, Thursdays, and Saturdays only. † Stops on signal. ‡ On days livestock is to be carried, train No. 82 runs about one-half hour later than schedule shown. † Northwest Greyhound Lines daily bus—Rail tickets honored. ‡ Rail tickets between Hastings and Grand Island honored on Yellow Diamond Lines buses. See table No. 90. K Freight service only.

Low Family Fares in effect daily. Good in sleeping cars and coaches.

Connecting Bus Service

Table No. 79 (Pacific Time) - Spokane - Kellogg - Wallace. Includes bus routes, times, and distances.

Table No. 84 (Pacific Time) - Pendleton - Walla Walla - Lewiston - Pullman - Moscow - Colfax - Spokane. Includes bus routes, times, and distances.

Table No. 84a (Pacific Time) - Pendleton - Walla Walla - Yakima. Includes bus routes, times, and distances.

Table No. 88 (Central Time) - Fremont - Lincoln. Table No. 89 (Central Time) - Columbus - Lincoln. Table No. 90 (Central Time) - Grand Island - Hastings. Table No. 91 (Central Time) - Lincoln - Omaha (Rail Tickets Honored).

Table No. 86 (Pacific Time) - The Dalles - Bend. Includes bus routes, times, and distances.

Table No. 92 (Central Time) - Columbus - Norfolk. Table No. 93 (Mountain Standard Time) - Denver - Cheyenne. Includes bus routes, times, and distances.



Connections at Omaha

Table of bus connections at Omaha, including routes to C.M. St. P. & P., C.B. & Q., and C.R.I. & P. Includes times and distances.

Connections at Kansas City

Table of bus connections at Kansas City, including routes to A.T. & S.F., C.R.I. & P., and K.C.S. Includes times and distances.

Connections at Denver

Table of bus connections at Denver, including routes to D & R G W, S Fe 191, and S Fe 200. Includes times and distances.

Connections at Portland

Table of bus connections at Portland, including routes to Southern Pacific and Cascade Daily. Includes times and distances.

Connections at Seattle

Table of bus connections at Seattle, including routes to Great Northern, Southern Pacific, and Western Pacific. Includes times and distances.

Connections at Spokane & Butte

Table of bus connections at Spokane & Butte, including routes to N.P. Includes times and distances.

Connections at Salt Lake City

Table of bus connections at Salt Lake City, including routes to Western Pacific. Includes times and distances.

BUS SERVICE-LOS ANGELES-SAN DIEGO

Table of bus service between Los Angeles and San Diego, including routes and times.

Connections Los Angeles and San Francisco (Pacific Standard Time)

Table of bus connections between Los Angeles and San Francisco, including routes to Southern Pacific and Via Coast Line. Includes times and distances.

Footnotes for Page 26

- Center Service Bus Lines
Western Greyhound Lines
Empire Lines
Pacific Trailways
Capitol Stages
Southwestern Greyhound
(Rail tickets honored on above bus lines.)
Dairy.
Daily except Sunday.
Stops only on signal.
(H.S.) Highway Stop.
Buses use bus stations at Denver, Fremont and Lincoln, not railroad depots.

Footnotes for Page 27

- f Stops on signal.
Leaves and arrives from Third Street station.
Conditional stop; consult agent.
Stops to receive for Las Angeles.

RESERVED COACH SEAT CHARGES

"THE CHALLENGER" — "CITY OF LOS ANGELES" — "CITY OF SAN FRANCISCO"

BETWEEN	Chicago, Ill.	Savanna, Ill.	Perry, Ia.	Omaha, Neb.	Grand Island, Neb.	North Platte, Nebr.	Sidney, Neb.	Cheyenne, Wyo.	Rawlins, Wyo.	Ogden, Utah	Salt Lake City, Utah	Milford, Utah	Caliente, Nev.	Las Vegas, Nev.	Los Angeles, Cal.	Reno, Nev.	Sacramento, Cal.	San Francisco, Cal.
Chicago, Ill.		\$ 2	\$.75	\$.75	\$1.75	\$2.00	\$2.00	\$2.00	\$2.25	\$2.25	\$2.25	\$2.75	\$3.00	\$3.00	\$3.00	\$4.00	\$4.00	\$4.00
Savanna, Ill.	②		.75	.75	1.75	2.00	2.00	2.00	2.25	2.25	2.25	2.75	3.00	3.00	3.00	4.00	4.00	4.00
Perry, Iowa	.75	.75		.75	1.00	1.25	1.25	1.25	1.50	1.50	1.50	2.00	2.25	2.25	2.25	3.25	3.25	3.25
Omaha, Nebr.	.75	.75	.75		1.00	1.25	1.25	1.25	1.50	1.50	1.50	2.00	2.25	2.25	2.25	3.25	3.25	3.25
Grand Island, Nebr.	1.75	1.75	1.75	1.00		1.00	1.25	1.25	1.50	1.50	1.50	2.00	2.25	2.25	2.25	3.25	3.25	3.25
North Platte, Nebr.	2.00	2.00	2.00	1.25	1.00		1.00	1.25	1.25	1.50	1.50	2.00	2.25	2.25	2.25	3.25	3.25	3.25
Sidney, Nebr.	2.00	2.00	2.00	1.25	1.25	1.00		1.00	1.25	1.50	1.50	2.00	2.25	2.25	2.25	3.25	3.25	3.25
Cheyenne, Wyo.	2.00	2.00	2.00	1.25	1.25	1.25	1.00		1.00	1.50	1.50	2.00	2.25	2.25	2.00	3.00	3.00	3.00
Rawlins, Wyo.	2.25	2.25	2.25	1.50	1.50	1.25	1.25	1.00		1.25	1.25	1.75	2.00	2.00	2.00	3.00	3.00	3.00
Ogden, Utah	2.25	2.25	2.25	1.50	1.50	1.50	1.50	1.50	1.25		1.00	1.50	1.50	1.50	1.50	2.00	2.25	2.25
Salt Lake City, Utah	2.25	2.25	2.25	1.50	1.50	1.50	1.50	1.50	1.25	1.00		1.00	1.50	1.50	1.50			
Milford, Utah	2.75	2.75	2.75	2.00	2.00	2.00	2.00	1.75	1.75	1.50	1.00		1.00	1.25	1.50			
Caliente, Nev.	3.00	3.00	3.00	2.25	2.25	2.25	2.25	2.00	1.75	1.50	1.50	1.00		1.00	1.25			
Las Vegas, Nev.	3.00	3.00	3.00	2.25	2.25	2.25	2.25	2.00	2.00	1.50	1.50	1.25	1.00		1.00			
Los Angeles, Calif.	3.00	3.00	3.00	2.25	2.25	2.25	2.25	2.00	2.00	1.50	1.50	1.25	1.00	1.00				
Reno, Nev.	4.00	4.00	4.00	3.25	3.25	3.25	3.25	3.00	3.00	2.00						1.00	1.00	
Sacramento, Calif.	4.00	4.00	4.00	3.25	3.25	3.25	3.25	3.00	3.00	2.25						1.00		
San Francisco, Calif.	4.00	4.00	4.00	3.25	3.25	3.25	3.25	3.00	3.00	2.25						1.00		

"CITY OF ST. LOUIS" — "CITY OF ST. LOUIS-CITY OF SAN FRANCISCO"

BETWEEN	St. Louis, Mo.	Moberly, Mo.	Kansas City, Mo.	Topeka, Kan.	Manhattan, Kans.	Salina, Kan.	Oakley, Kans.	Denver, Colo.	Rawlins, Wyo.	Ogden, Utah	Salt Lake City, Utah	Milford, Utah	Caliente, Nev.	Las Vegas, Nev.	Los Angeles, Cal.	Reno, Nev.	Sacramento, Cal.	San Francisco, Cal.
St. Louis, Mo.	\$ 1	\$ 1	\$ 1	\$1.50	\$1.50	\$1.75	\$1.75	\$2.00	\$2.00	\$2.00	\$2.00	\$2.50	\$2.75	\$3.00	\$3.00	\$4.00	\$4.00	\$4.00
Moberly, Mo.	①		①	1.50	1.50	1.75	1.75	2.00	2.00	2.00	2.00	2.50	2.50	2.75	3.00	4.00	4.00	4.00
Kansas City, Mo.	①	①		1.00	1.00	1.00	1.25	1.50	1.50	1.50	1.50	2.00	2.00	2.25	2.25	3.25	3.25	3.25
Topeka, Kans.	1.50	1.50	1.00		1.00	1.00	1.00	1.50	1.50	1.50	1.50	2.00	2.00	2.25	2.25	3.00	3.00	3.00
Manhattan, Kans.	1.50	1.50	1.00	1.00		1.00	1.00	1.50	1.50	1.50	1.50	2.00	2.00	2.25	2.25	3.00	3.00	3.00
Salina, Kans.	1.75	1.75	1.00	1.00	1.00		1.00	1.50	1.50	1.50	1.50	2.00	2.00	2.00	2.00	3.00	3.00	3.00
Oakley, Kans.	1.75	1.75	1.25	1.00	1.00	1.00		1.25	1.50	1.50	1.50	2.00	2.00	2.00	2.00	3.00	3.00	3.00
Denver, Colo.	2.00	2.00	1.50	1.50	1.50	1.50	1.25		1.25	1.50	1.50	2.00	2.00	2.00	2.00	3.00	3.00	3.00
Rawlins, Wyo.	2.00	2.00	1.50	1.50	1.50	1.50	1.25	1.25		1.25	1.25	1.75	1.75	2.00	2.00	3.00	3.00	3.00
Ogden, Utah	2.00	2.00	1.50	1.50	1.50	1.50	1.50	1.50	1.25		1.00	1.50	1.50	1.50	1.50	2.00	2.25	2.25
Salt Lake City, Utah	2.00	2.00	1.50	1.50	1.50	1.50	1.50	1.50	1.25	1.00		1.00	1.50	1.50	1.50			
Milford, Utah	2.50	2.50	2.00	2.00	2.00	2.00	2.00	2.00	1.75	1.50	1.00		1.00	1.25	1.50			
Caliente, Nev.	2.75	2.50	2.00	2.00	2.00	2.00	2.00	2.00	1.75	1.50	1.50	1.00		1.00	1.25			
Las Vegas, Nev.	3.00	2.75	2.25	2.25	2.25	2.00	2.00	2.00	2.00	1.50	1.50	1.25	1.00		1.00			
Los Angeles, Calif.	3.00	3.00	2.25	2.25	2.25	2.00	2.00	2.00	2.00	1.50	1.50	1.25	1.00	1.00				
Reno, Nev.	4.00	4.00	3.25	3.00	3.00	3.00	3.00	3.00	3.00	2.00						1.00	1.00	
Sacramento, Calif.	4.00	4.00	3.25	3.00	3.00	3.00	3.00	3.00	3.00	2.25						1.00		
San Francisco, Calif.	4.00	4.00	3.25	3.00	3.00	3.00	3.00	3.00	3.00	2.25						1.00		

Each person occupying a seat, including children, must pay full Reserved Coach Seat Fare.

NO REFUND unless space released not later than:

- (a) 48 hours before departure if bought more than 48 hours in advance.
- (b) 24 hours before departure if bought 24 to 48 hours in advance.
- (c) 3 hours before departure if bought on day of departure.

Only exception is for missed connection due to delayed trains.

- ① Charge not applicable locally on N & W RY.
 - ② Charge not applicable locally Chicago-Savanna, Ill. inclusive.
- The Reserved Seat charge does not apply on trips made within the State of California.

UNION PACIFIC TRAINS USE THESE STATIONS

Boise, Idaho: Union Pacific Station.
Butte, Montana: Union Station.
Cheyenne, Wyo: Union Pacific Station.
Chicago, Illinois: Union Station, Canal Street and Jackson Boulevard.
Denver, Colorado: Union Station.
Kansas City, Mo: Union Station, Main Street and Union Station Plaza.
Los Angeles, Calif: Los Angeles Union Passenger Terminal.

East Los Angeles: Union Pacific Station.
Oakland, Calif: Southern Pacific 16th Street Station.
Ogden, Utah: Union Station.
Olympia, Wash: Union Pacific Station.
Omaha, Nebraska: Union Station, 10th and Marcy Streets.
Pendleton, Oregon: Union Pacific Station, Corner Main and Frazer Sts.

Pocatello, Idaho: Union Pacific Station.
Portland, Oregon: Union Station, Sixth and Johnson Streets.
Riverside, Calif: Union Pacific Station.
San Bernardino, Calif: Union Station.
San Francisco, Calif: Third and Townsend Street.
Salina, Kansas: Union Station.
Salt Lake City, Utah: Union Pacific Station.

Seattle, Wash: Union Station, 4th Avenue, South, and Jackson Street.
Spokane, Washington: Union Station.
St. Louis, Mo: Union Station, 18th and Market Streets.
Tacoma, Washington: Union Station.
Topeka, Kansas: Union Pacific Station, Railroad and North Jackson Streets.

ONE WAY RAIL FARES

The WESTBOUND fares shown herein are those in effect March 1, 1968 taken from latest available tariffs, and do not reflect any change in fares which may be authorized at a subsequent date. Fares are quoted as information only and are not to be used for selling purposes.

TO	CLASS	Los Angeles, San Diego, Calif.		San Francisco, Calif.		Portland, Ore.		Seattle, Wash.		Spokane, Walla Walla, Wash.		Salt Lake City, Utah		Denver, Colo.		Boise, Ida.		Las Vegas, Nev.			
		FIRST	COACH	FIRST	COACH	FIRST	COACH	FIRST	COACH	FIRST	COACH	FIRST	COACH	FIRST	COACH	FIRST	COACH	FIRST	COACH	FIRST	COACH
Akron, Ohio (via B&O or E-LRR and Chicago)		\$111.04	\$82.64	\$111.04	\$82.64	\$108.23	\$80.41	\$108.23	\$80.41	\$96.04	\$70.82	\$83.12	\$60.66	\$65.43	\$46.71	\$94.77	\$69.81	\$100.49	\$74.33		
Albany, N. Y.		146.71	105.63	146.71	105.63	143.90	103.40	143.90	103.40	131.71	93.81	118.79	83.65	101.10	69.70	130.44	92.80	136.16	97.32		
Atlanta, Ga. (via Chicago)		104.64	78.52	104.64	78.52	111.98	86.59	112.61	87.15	100.41	77.53	81.38	62.15	63.26	48.27	93.00	71.87	98.75	75.82		
Atlanta, Ga. (via St. Louis or Kansas City)		82.32	72.02	99.85	77.97	111.98	86.59	112.61	87.15	100.41	77.53	81.38	62.15	63.26	48.27	93.00	71.87	98.75	75.82		
Baltimore, Md. (via B&O)		138.14	97.30	140.59	99.91	137.78	97.69	137.78	97.69	125.59	88.10	112.67	77.94	94.98	63.99	124.32	87.09	130.04	91.61		
Baltimore Md. (via PRR)		142.78	103.14	142.78	103.14	139.95	100.91	139.95	100.91	127.76	91.32	114.84	81.16	97.15	67.21	126.49	90.31	132.21	94.83		
Birmingham, Ala. (via Chicago)		103.88	78.52	103.88	78.52	106.51	84.07	107.14	84.33	94.94	75.01	75.91	59.99	58.22	46.06	87.53	69.15	93.28	73.66		
Birmingham, Ala. (via St. Louis or Kansas City)		85.25	66.96	92.78	72.91	106.51	84.07	107.14	84.33	94.94	75.01	75.91	59.99	56.19	44.10	87.53	69.15	83.00	65.20		
Boston, Mass. (via Albany)		161.91	115.24	161.91	115.24	159.10	113.01	159.10	113.01	146.91	103.42	133.99	93.26	116.30	79.31	145.64	102.41	151.36	106.93		
Buffalo, N. Y. (via NYC)		125.24	92.31	125.24	92.31	122.43	90.08	122.43	90.08	110.24	80.49	97.32	70.33	79.63	56.38	108.97	79.48	114.69	84.00		
Charleston, W. Va.		117.25	86.13	117.25	86.13	118.64	88.25	118.64	88.25	106.45	78.66	93.23	67.21	75.12	52.97	104.86	76.36	110.60	80.88		
Chattanooga, Tenn. (via Louisville & Chicago)		100.37	78.52	100.37	78.52	106.18	82.44	106.81	83.01	94.61	73.38	76.35	58.36	62.18	46.06	87.97	68.46	93.72	72.03		
Chattanooga, Tenn. (via St. Louis)		87.87	68.19	95.40	74.14	106.18	82.44	106.81	83.01	94.61	73.38	75.58	58.36	57.47	44.12	87.20	67.52	85.62	68.43		
Chicago, Ill.		89.84	70.76	89.84	70.76	86.89	68.42	86.89	68.42	74.09	58.35	60.52	47.68	41.95	33.03	72.75	57.29	78.76	62.03		
Cincinnati, Ohio (via NYC or PRR)		104.64	78.52	104.64	78.52	104.98	79.14	104.98	79.14	92.79	69.55	79.87	59.39	62.18	45.36	91.52	68.54	97.24	73.06		
Cleveland, Ohio (via NYC)		111.30	83.64	111.30	83.64	108.49	81.41	108.49	81.41	96.30	71.82	83.38	61.66	65.69	47.71	95.03	70.81	100.75	75.33		
Columbus, Ohio (via PRR)		109.31	82.32	109.31	82.32	106.50	80.09	106.50	80.09	94.31	70.50	81.39	60.34	63.70	46.39	93.64	69.49	98.76	74.01		
Columbia, S. C. (via Chicago)		104.64	79.76	110.68	85.71	120.75	92.87	121.36	93.43	109.18	83.81	92.21	68.74	74.08	56.01	103.83	77.95	102.46	78.00		
Denver, Colo.		55.31	43.55	55.31	43.55	56.11	44.16	55.53	50.00	56.11	44.16	23.90	18.22	27.42	21.62	36.20	28.49	42.14	33.17		
Des Moines, Iowa (via Omaha)		76.57	60.30	76.57	60.30	78.12	61.57	78.89	62.17	66.08	52.07	45.99	36.23	27.42	21.62	58.22	45.83	64.23	50.58		
Detroit, Mich. (via GT)		97.81	79.64	97.81	79.64	95.00	77.41	95.00	77.41	82.81	67.82	69.89	57.66	52.20	43.71	81.54	66.81	87.26	71.33		
Detroit, Mich. (via C&O)		103.50	80.24	103.50	80.24	104.98	79.14	104.98	79.14	92.79	69.55	79.48	58.26	61.37	44.31	91.11	67.41	96.85	71.93		
Detroit, Mich. (via NYC)		107.05	80.88	107.05	80.88	104.24	78.65	104.24	78.65	92.05	69.06	79.13	58.90	61.44	44.95	90.78	68.05	96.50	72.57		
Greensboro, N. C. #		106.49	81.47	114.02	87.42	122.17	93.87	122.80	94.43	110.60	84.81	94.20	69.79	76.09	57.40	105.82	78.95	104.24	79.71		
Hartford, Conn.		154.51	110.49	154.51	110.49	151.70	108.26	151.70	108.26	139.51	98.67	126.59	88.51	108.90	74.56	138.24	97.66	143.96	102.18		
Indianapolis, Ind. (via NYC or PRR)		97.33	73.92	97.33	73.92	96.71	73.91	96.71	73.91	84.52	64.32	71.60	54.16	53.91	40.21	83.25	63.31	88.97	67.83		
Jackson, Miss. (via Chicago)		102.34	80.58	102.34	80.58	102.98	81.09	105.39	83.14	93.19	73.52	88.24	69.30	70.57	55.98	93.19	73.52	102.34	80.58		
Jackson, Miss. (via St. Louis)		93.36	73.51	100.79	79.45	102.98	81.09	105.39	83.14	93.19	73.52	72.30	56.95	54.14	42.66	86.52	68.15	89.67	70.62		
Jacksonville, Fla. (via Chicago)		104.64	78.58	109.05	84.53	125.18	97.23	125.81	97.67	113.61	88.05	94.58	73.15	74.86	57.44	106.20	82.31	102.46	78.88		
Jacksonville, Fla. (via St. Louis or Kansas City)		101.52	78.58	109.05	84.53	125.18	97.23	125.81	97.67	113.61	88.05	94.58	73.15	74.86	57.44	106.20	82.31	99.27	75.88		
Kansas City, Mo.		71.25	56.12	71.25	56.12	79.97	63.06	79.97	63.06	66.16	52.97	47.95	37.77	25.88	20.40	60.21	47.40	68.19	52.12		
Knoxville, Tenn. (via Chicago)		104.64	78.52	104.64	78.52	108.37	84.02	109.00	84.58	96.80	74.96	80.40	59.94	62.29	47.64	92.02	69.10	97.77	73.61		
Knoxville, Tenn. (via St. Louis)		92.69	71.63	100.22	77.58	108.37	84.02	109.00	84.58	96.80	74.96	80.40	59.94	62.29	46.94	92.02	69.10	90.44	69.87		
Louisville, Ky. (via PRR via Chg. or St. L.)		100.37	75.43	100.37	75.43	105.61	79.74	105.61	79.74	93.42	70.15	76.35	56.51	58.24	42.27	87.97	68.66	93.72	70.18		
Memphis, Tenn. (via Chicago)		100.56	78.52	100.56	78.52	98.37	75.93	98.37	75.93	84.20	70.15	79.25	66.40	61.58	48.86	85.20	68.62	96.62	76.30		
Memphis, Tenn. (via St. Louis)		85.21	67.29	91.80	72.34	96.37	75.93	96.40	76.02	84.20	66.40	65.69	51.79	45.43	35.79	78.11	61.52	83.03	65.46		
Miami, Fla. #		117.08	89.70	124.61	95.65	140.70	108.35	141.37	108.79	129.17	99.17	110.14	84.27	90.42	68.56	121.76	93.43	114.83	88.00		
Milwaukee, Wis. (via Chicago)		93.29	73.74	93.29	73.74	90.34	71.40	90.34	71.40	77.54	61.33	63.97	50.66	45.40	36.01	76.20	60.27	82.22	65.02		
Minneapolis, Minn. (via Omaha)		87.56	68.95	87.56	68.95	79.81	62.85	79.81	62.85	79.81	62.85	58.46	46.05	38.42	30.27	69.22	54.48	76.20	60.42		
Minneapolis, Minn. (via Chicago)		100.65	79.50	100.65	79.50	103.37	81.43	103.37	81.43	90.57	71.36	72.75	57.35	52.70	41.54	83.51	65.77	90.99	71.70		
Montgomery, Ala. (via Chicago)		104.64	78.52	104.64	78.52	110.70	87.00	111.33	87.32	99.13	77.70	80.10	62.92	62.41	48.99	91.72	72.07	97.47	76.59		
Montgomery, Ala. (via St. Louis)		85.25	66.96	92.78	72.91	110.70	87.00	111.33	87.32	99.13	77.70	80.10	62.92	58.79	45.84	91.72	72.07	83.00	65.20		
Nashville, Tenn. (via Louisville & Chicago)		100.37	77.86	100.37	77.86	105.30	79.74	105.30	79.74	93.42	70.15	76.35	56.51	58.24	46.06	87.97	68.46	93.72	70.18		
Nashville, Tenn. (via St. Louis)		84.68	66.96	92.21	71.88	99.66	77.80	100.29	78.36	88.09	68.74	69.06	53.72	50.95	39.48	80.68	62.88	83.00	65.20		
New Haven, Conn.		154.51	110.49	154.51	110.49	151.70	108.26	151.70	108.26	139.51	98.67	126.59	88.51	108.90	74.56	138.24	97.66	143.96	102.18		
New Orleans, La. (via Chicago)		102.34	80.58	102.34	80.58	102.98	81.09	105.39	83.14	93.19	73.52	88.24	69.30	70.57	55.98	93.19	73.52	102.34	80.58		
New Orleans, La. (via St. Louis)		93.36	73.51	100.79	79.45	102.98	81.09	105.39	83.14	93.19	73.52	72.30	56.95	54.14	42.66	86.52	68.15	89.67	70.62		
New Orleans, La. (via Kansas City)		82.55	65.02	89.84	70.76	108.31	85.14	114.87	90.51	101.96	80.41	75.92	59.80	56.85	44.79	90.83	71.56	81.88	64.49		
New York, N. Y. (via NYC or PRR)		152.94	109.55	152.94	109.55	150.13	107.32	150.13	107.32	137.94	97.73	125.02	87.57	107.33	73.62	136.67	96.72	142.39	101.24		
New York, N. Y. (E-LRR from Hoboken)		150.61	106.10	150.61	106.10	147.80	103.87	147.80	103.87	135.61	94.28	122									

ROUND TRIP RAIL FARES — SIX MONTHS LIMIT

The WESTBOUND fares shown herein are those in effect March 1, 1968 taken from latest available tariffs, and do not reflect any change in fares which may be authorized at a subsequent date. Fares are quoted as information only and are not to be used for selling purposes.

FROM	TO	Los Angeles, San Diego Calif.		San Francisco Calif.		Las Vegas, Nev.		Portland, Ore.; Tacoma, Seattle, Wash.		Spokane, Walla Walla, Wn.; Lewiston, Ida.		Salt Lake City, Utah		Cedar City, Utah		Yellowstone Park Idaho Falls, Idaho		Sun Valley, Idaho		Denver, Colo.		
		CLASS	FIRST	COACH	FIRST	COACH	FIRST	COACH	FIRST	COACH	FIRST	COACH	FIRST	COACH	FIRST	COACH	FIRST	COACH	FIRST	COACH	FIRST	COACH
Akron, Ohio (via B & O)			\$184.86	\$144.94	\$184.86	\$144.94	\$180.46	\$136.14	\$172.21	\$129.54	\$152.41	\$119.04	\$149.21	\$111.54	\$163.51	\$122.79	\$144.26	\$107.64	\$159.61	\$126.24	\$117.36	\$86.44
Albany, N. Y.			255.72	180.27	255.72	180.27	251.32	171.47	243.07	164.87	223.27	154.37	220.07	146.87	234.37	158.12	215.12	142.97	161.57	188.22	121.77	86.90
Atlanta, Ga. (via Chicago)			163.55	140.38	163.55	140.38	163.55	133.35	166.60	129.75	153.20	119.15	146.50	111.90	161.90	126.60	150.10	113.75	160.40	126.35	113.90	86.90
Atlanta, Ga. (via St. Louis)			163.30	137.40	163.30	137.40	163.30	133.35	166.60	129.75	153.20	119.15	146.50	111.90	161.90	126.60	150.10	113.75	160.40	126.35	113.90	86.90
Atlanta, Ga. (via Kansas City)			163.30	137.40	163.30	137.40	163.30	133.35	166.60	129.75	153.20	119.15	146.50	111.90	161.90	126.60	150.10	113.75	160.40	126.35	113.90	86.90
Baltimore, Md. (via B & O)			234.66	170.48	234.66	170.48	230.26	161.68	222.01	155.08	202.21	144.58	199.01	137.08	213.31	143.33	194.06	133.18	209.41	157.78	167.16	111.98
Baltimore, Md. (via Penna RR)			248.13	176.04	248.13	176.04	243.73	167.24	235.48	160.64	215.69	150.14	212.48	142.64	226.78	153.89	207.53	138.74	222.88	157.34	180.65	117.54
Binghamton, N. Y.			227.89	166.74	227.89	166.74	223.49	157.94	215.24	151.34	195.44	140.84	192.24	133.34	206.54	144.59	187.29	125.44	202.64	148.04	160.39	108.24
Birmingham, Ala. (via Chicago)			163.55	132.30	163.55	132.30	163.55	130.25	153.90	121.65	140.50	111.05	133.15	105.65	149.20	117.50	137.40	106.90	147.70	118.25	104.80	82.95
Birmingham, Ala. (via St. Louis or K C)			150.60	128.30	150.60	128.30	150.60	128.30	153.90	121.65	140.50	111.05	133.15	105.65	149.20	117.50	137.40	106.90	147.70	118.25	104.80	82.95
Boston, Mass. (via Albany)			286.12	199.49	286.12	199.49	281.72	190.69	273.47	184.69	253.67	173.59	250.47	166.09	264.77	177.34	245.52	162.19	260.87	180.79	218.62	140.99
Buffalo, N. Y. (via NYC)			214.97	157.67	214.97	157.67	210.57	148.87	202.32	142.27	182.52	131.77	179.32	124.27	193.62	135.52	174.37	120.37	189.72	138.97	147.47	99.17
Canton, Ohio			193.74	147.49	193.74	147.49	189.34	138.69	181.09	132.09	161.29	121.59	158.09	114.09	172.38	125.31	153.13	110.16	168.49	128.79	126.24	88.99
Charleston, W. Va.			202.46	150.50	202.46	150.50	200.06	143.25	190.51	135.85	175.35	125.25	168.81	118.65	189.51	138.27	172.01	125.10	182.55	132.45	136.21	93.05
Charlotte, N. C. (via Chicago or St. Louis)			183.35	151.65	183.35	151.65	183.35	147.55	187.50	143.85	174.15	132.80	165.75	122.95	181.80	138.05	165.50	124.20	181.35	139.73	133.05	100.55
Chattanooga, Tenn. (via Louisville & Chg.)			171.06	134.00	171.06	134.00	168.66	129.65	159.41	122.30	145.91	110.17	137.41	105.05	155.35	120.15	140.50	106.30	153.11	118.90	116.06	82.93
Chattanooga, Tenn. (via Cincinnati & Chgo)			183.05	140.38	183.05	140.38	179.16	133.13	170.91	125.73	151.11	115.13	147.91	108.53	158.20	120.15	140.50	106.30	158.31	122.33	116.06	82.93
Chattanooga, Tenn. (via St. Louis)			158.05	131.40	158.05	131.40	156.05	129.65	158.10	122.30	144.60	111.70	136.05	105.05	155.35	120.15	140.50	106.30	151.80	118.90	103.45	79.45
Chicago, Ill.			146.48	120.37	146.48	120.37	141.80	111.70	133.24	104.75	112.35	93.75	101.95	85.85	120.00	94.55	99.80	78.65	119.55	100.95	75.55	59.50
Cincinnati, Ohio (via NYC or Penna)			183.05	140.38	183.05	140.38	179.16	133.13	170.91	125.73	151.11	115.13	147.91	108.53	162.21	120.12	142.96	104.97	158.31	122.33	116.06	82.93
Cleveland, Ohio (via NYC)			191.29	147.08	191.29	147.08	186.89	138.28	178.64	131.68	158.84	121.18	155.64	113.68	169.94	124.93	150.69	109.78	166.04	128.38	123.79	88.58
Columbus, Ohio (via Penna)			186.31	143.70	186.31	143.70	181.91	134.90	173.66	128.30	153.86	117.80	150.66	110.30	164.96	121.55	145.71	106.40	161.06	125.00	118.81	85.20
Columbia, S. C. (via Chicago or St. L)			182.90	151.35	182.90	151.35	182.90	148.60	186.10	143.70	173.90	133.10	166.00	123.85	181.40	139.90	169.60	125.25	181.10	140.30	133.40	100.85
Columbia, S. C. (via Cincinnati & Chgo)			183.05	151.35	183.05	151.35	183.05	148.60	186.10	143.70	173.90	133.10	166.00	123.85	181.40	139.90	169.60	125.25	181.10	140.30	133.40	100.85
Dallas, Tex. (via Kansas City)			127.65	106.40	127.65	106.40	127.65	106.40	131.95	104.55	125.80	103.45	95.30	75.05	111.45	90.90	107.45	84.60	120.15	96.15	66.15	52.10
Dallas, Tex. (via Denver)			109.00	93.90	122.80	101.40	109.00	93.90	*132.95	*104.55	125.80	103.45	95.30	75.05	111.45	90.90	107.45	84.60	120.15	96.15	66.15	52.10
Davenport, Iowa			139.20	117.65	139.20	117.65	130.30	101.10	122.00	104.75	111.75	93.75	95.55	75.25	113.60	89.45	94.35	74.30	115.55	92.55	62.15	49.00
Dayton, Ohio (via Penna RR)			179.55	140.12	179.55	140.12	175.15	131.32	166.90	124.72	147.10	114.22	143.90	106.72	152.20	117.97	138.95	102.84	150.30	121.42	112.05	81.62
Decatur, Ill. (via Chicago)			146.45	120.95	146.45	120.95	145.70	119.60	133.15	104.75	112.35	93.75	112.35	93.75	126.85	96.25	107.60	81.10	119.35	100.75	90.55	71.55
Decatur, Ill. (via St. Louis)			146.45	120.95	146.45	120.95	141.80	111.70	133.15	104.75	112.35	93.75	108.95	85.85	118.10	93.00	102.70	78.65	119.55	100.95	75.55	69.50
Denver, Colo.			93.40	79.55	93.40	79.55	79.90	59.75	*101.90	*80.55	*101.90	*60.55	43.05	33.90	63.20	49.70	51.85	40.80	63.15	51.25	36.15	28.15
Des Moines, Iowa			129.30	109.50	129.30	109.50	115.65	91.05	118.45	104.75	104.40	89.95	82.80	65.25	102.50	80.80	83.25	65.65	102.80	82.50	49.40	39.00
Detroit, Mich. (via GT)			163.75	139.45	163.75	139.45	159.35	130.65	151.10	124.05	131.30	113.55	128.10	106.05	162.09	117.75	131.30	102.60	138.50	120.75	96.45	81.15
Detroit, Mich. (via N&W)			173.44	139.90	173.44	139.90	169.04	131.10	160.79	124.50	140.99	114.50	137.79	106.50	160.24	122.07	140.99	107.72	148.19	121.20	105.94	81.40
Detroit, Mich. (via NYC)			183.48	142.79	183.48	142.79	179.08	133.99	170.83	127.39	151.03	116.89	147.83	109.39	162.13	120.64	142.88	105.49	158.23	124.09	115.98	84.29
Erie, Pa. (via NYC)			203.20	152.06	203.20	152.06	198.80	143.26	190.55	150.75	126.16	167.55	118.66	181.85	129.91	162.60	114.76	177.95	133.36	135.70	93.56	70.87
Evansville, Ind. (via St. Louis)			145.30	119.05	145.30	119.05	142.85	111.80	133.65	104.40	120.15	93.80	111.60	87.20	130.90	102.25	116.05	88.40	127.35	101.00	79.00	61.55
Flint, Mich.			160.25	135.95	160.25	135.95	155.85	127.15	147.60	120.55	127.80	110.05	124.60	102.55	139.10	114.00	119.85	98.85	135.00	117.25	92.95	77.65
Fort Wayne, Ind. (via N&W)			161.79	129.37	161.79	129.37	157.39	120.57	149.14	113.97	129.34	103.47	126.14	95.97	142.43	110.28	127.03	95.93	136.54	110.67	94.29	70.87
Fort Wayne, Ind. (via Penna RR)			161.79	129.37	161.79	129.37	157.39	120.57	149.14	113.97	129.34	103.47	126.14	95.97	140.44	107.22	121.19	92.07	136.54	110.67	94.29	70.87
Grand Rapids, Mich.			168.08	132.36	168.08	132.36	160.68	123.56	132.45	116.96	132.63	106.46	123.45	98.96	143.70	110.21	124.45	95.06	139.53	113.66	97.58	73.86
Greensboro, N. C.			189.55	155.30	189.55	155.30	189.55	150.55	181.80	146.20	178.10	135.60	169.60	125.65	187.45	141.05	169.75	127.20	186.30	142.75	137.00	103.35
Harrisburg, Pa.			24.26	172.02	24.26	172.02	236.86	163.22	228.61	156.82	208.81	146.12	205.61	138.62	219.91	149.87	200.66	134.21	216.01	153.17	173.76	113.52
Hartford, Conn.			271.32	189.99	271.32	189.99	266.92	181.19	258.67	174.59	238.87	164.09	235.67	156.59	249.97	167.84	230.72	152.69	246.07	171.29	203.82	131.4

FROM	TO CLASS	Los Angeles, San Diego, Calif.		San Francisco, Calif.		Las Vegas, Nev.		Portland, Ore.; Tacoma, Seattle, Wash.		Spokane, Walla Walla, Wn., Lewiston, Ida.		Salt Lake City, Utah		Cedar City, Utah		Yellowstone Park Idaho Falls, Idaho		Sun Valley, Ida.		Denver, Colo.	
		FIRST	COACH	FIRST	COACH	FIRST	COACH	FIRST	COACH	FIRST	COACH	FIRST	COACH	FIRST	COACH	FIRST	COACH	FIRST	COACH	FIRST	COACH
Miami, Fla.		\$205.90	\$167.00	\$205.90	\$167.00	\$205.90	\$167.00	\$215.55	\$165.70	\$202.15	\$155.15	\$198.30	\$151.70	\$205.30	\$159.10	\$199.00	\$150.90	\$209.35	\$162.35	\$162.80	\$123.45
Milwaukee, Wis. (CMStP & P)		146.45	120.95	146.45	120.95	145.20	117.05	133.15	104.75	112.35	93.75	112.35	90.15	118.10	93.00	98.85	77.85	119.55	100.95	81.75	64.85
Milwaukee, Wis. (C & NW)		146.45	120.95	146.45	120.95	145.20	118.40	133.15	104.75	112.35	93.75	112.35	91.50	118.10	93.00	98.85	77.85	119.55	100.95	83.10	66.20
Minneapolis, Minn. (via Omaha)		142.85	120.95	142.85	120.95	137.25	108.75	*115.06	*96.30	104.40	93.75	104.40	82.90	121.35	95.60	*86.33	*68.01	111.60	98.05	69.20	54.50
Minneapolis, Minn. (via Chicago)		156.10	129.60	156.10	129.60	155.55	129.10	143.55	114.65	122.70	103.65	122.70	103.25	136.10	108.20	116.85	93.05	129.90	110.85	94.90	74.80
Montgomery, Ala. (via Chicago)		163.55	135.80	163.55	135.80	163.55	135.80	161.45	127.05	148.05	116.50	144.20	113.30	149.20	117.50	144.90	112.25	155.25	123.70	112.35	88.20
Montgomery, Ala. (via St. Louis)		150.60	128.30	150.60	128.30	150.60	128.30	161.45	127.05	148.05	116.50	144.20	113.30	149.20	117.50	144.90	112.25	155.25	123.70	112.35	88.20
Montreal, Quebec		201.05	175.55	201.05	175.55	196.40	166.30	187.75	159.35	166.95	148.35	163.55	140.45	172.70	147.60	153.45	132.45	174.15	155.55	130.15	114.10
Nashville, Tenn. (via Louisville & Chg.)		171.06	134.00	171.06	134.00	168.66	126.75	159.41	119.35	145.91	108.75	137.41	102.15	143.60	111.80	128.75	97.95	153.11	115.95	104.81	82.55
Nashville, Tenn. (via St. Louis)		150.60	128.30	150.60	128.30	150.60	121.30	146.35	113.95	132.85	103.35	124.35	96.70	143.60	111.80	128.75	97.95	140.05	110.55	91.75	71.10
Newark, N. J.		266.34	186.10	266.34	186.10	261.94	177.30	253.69	170.70	233.89	160.20	230.69	162.70	244.99	163.95	225.74	148.80	241.09	167.40	198.84	127.60
New Haven, Conn.		271.32	189.99	271.32	189.99	266.92	181.19	258.67	174.59	238.67	164.09	235.67	166.59	249.97	167.84	230.72	152.69	246.07	171.29	203.82	131.49
New Orleans, La. (via Chicago)		159.40	135.80	159.40	135.80	159.40	135.10	154.00	120.95	140.55	110.50	140.55	110.50	159.00	125.15	140.55	110.50	147.75	117.10	140.95	111.55
New Orleans, La. (via St. Louis)		159.40	135.80	159.40	135.80	159.40	135.10	154.00	120.95	140.55	110.50	130.15	102.55	159.00	125.15	140.55	110.50	147.75	117.10	97.50	76.80
New Orleans, La. (via Kansas City)		138.55	119.95	138.55	119.95	138.55	116.10	161.70	127.00	147.60	116.05	136.70	107.95	138.55	118.00	140.55	110.50	154.80	123.25	102.35	80.65
New York, N. Y. (via NYC or Penna RR)		267.55	186.93	267.55	186.93	263.15	178.13	254.90	171.53	235.10	161.03	231.90	153.53	246.20	164.78	226.95	149.63	242.30	168.23	200.05	128.43
New York, N. Y. (via E-LRR from Hoboken)		251.98	181.04	251.98	181.04	247.58	172.24	233.33	165.64	219.53	155.14	216.35	147.64	230.63	158.89	211.38	143.74	226.73	162.34	184.48	122.54
Norfolk, Va.		222.18	170.05	222.18	170.05	222.18	170.05	212.40	160.50	200.20	149.90	200.20	149.95	219.45	161.10	200.20	149.90	207.40	157.10	120.85	120.85
Oklahoma City, Okla. (via Kansas City)		127.65	106.40	127.65	106.40	127.65	100.95	124.85	108.60	110.70	95.70	95.35	75.10	115.55	91.00	103.55	81.75	117.90	96.25	66.15	52.10
Oklahoma City, Okla. (via Denver)		109.00	93.90	119.65	100.75	109.00	87.85	124.85	99.50	110.70	91.85	88.30	69.60	108.50	85.45	98.60	77.90	113.15	90.70	39.20	30.90
Omaha, Neb.		119.65	102.15	119.65	102.15	108.10	85.20	118.45	103.75	104.40	89.95	75.25	59.35	94.10	74.15	73.90	58.25	92.60	74.45	39.20	30.90
Peoria, Ill.		143.50	119.65	143.50	119.65	134.05	105.65	130.65	104.75	112.35	93.75	101.20	79.80	118.10	93.00	98.85	77.85	119.55	97.10	67.80	53.40
Perry, Iowa (via Omaha)		128.60	109.20	128.60	109.20	117.65	92.75	118.45	104.75	104.40	89.95	84.80	66.90	101.90	80.35	82.65	65.20	102.10	82.00	48.75	38.45
Philadelphia, Pa. (via Penna RR)		255.23	180.05	255.23	180.05	250.83	171.25	242.58	164.65	222.78	154.15	219.58	146.65	233.88	157.90	214.63	142.75	229.38	161.35	187.73	121.55
Philadelphia, Pa. (via B & O)		197.97	150.24	197.97	150.24	193.57	141.44	185.32	134.84	165.52	124.34	162.52	116.84	176.62	128.09	157.37	112.94	172.72	131.54	130.47	91.74
Pittsburgh, Pa. (via Penna RR)		207.32	153.87	207.32	153.87	202.92	145.07	194.67	138.47	174.87	127.97	171.67	120.47	185.97	131.72	166.72	116.57	182.07	135.17	139.82	95.37
Richmond, Va.		222.18	167.85	222.18	167.85	222.18	167.00	209.53	158.35	197.15	147.75	197.15	142.40	216.40	157.55	197.15	147.75	204.35	154.95	177.18	117.30
Roanoke, Va.		219.78	164.00	219.78	164.00	218.35	158.70	200.60	151.30	187.10	140.70	187.10	134.10	206.35	149.25	187.10	140.55	194.30	147.90	162.01	108.50
Rochester, N. Y.		224.43	162.73	224.43	162.73	220.03	153.93	221.78	147.33	191.98	136.83	188.78	129.33	203.08	140.58	183.83	125.43	199.18	144.03	156.93	104.23
Rock Island, Ill. (via Omaha)		139.20	117.65	139.20	117.65	128.55	101.20	127.10	104.75	111.75	93.75	95.70	75.35	113.80	89.45	84.20	61.05	112.65	92.35	68.25	49.10
St. Joseph, Mo. (via Omaha)		119.65	102.15	119.65	102.15	111.40	90.95	118.45	104.75	104.40	91.85	82.55	65.10	97.75	78.10	78.10	64.05	102.55	82.35	46.60	36.75
St. Louis, Mo.		138.55	114.80	138.55	114.80	136.05	107.15	126.35	104.75	112.15	93.75	103.20	81.35	122.40	96.50	103.15	81.35	119.35	98.55	69.00	54.40
St. Paul, Minn. (via Omaha)		142.85	120.95	142.85	120.95	137.25	108.20	*115.06	*96.30	104.40	93.75	104.40	82.35	126.60	95.05	*86.33	*68.03	111.60	97.50	68.40	53.95
St. Paul (via Chicago)		155.40	128.95	155.40	128.95	155.40	128.50	143.55	114.65	122.70	103.65	122.70	102.65	136.10	107.60	116.85	92.45	129.90	110.85	94.75	74.20
Salt Lake City, Utah		*56.85	*44.85	68.80	54.20	32.85	25.85	*65.40	*51.50	265.85	251.85	20.20	15.30	20.20	15.30	18.20	12.80	27.50	23.20	43.05	33.90
San Antonio, Tex. (via Kansas City)		133.85	110.65	135.70	110.65	133.85	110.65	*141.35	*112.55	139.30	109.55	132.15	104.05	133.85	110.65	132.65	104.30	146.50	116.75	103.00	81.10
San Antonio, Tex. (via Denver)		120.10	101.70	131.45	109.10	120.10	101.70	*141.35	*111.80	139.30	109.55	120.10	101.70	122.55	104.15	132.65	104.30	146.50	116.75	103.00	81.10
Savanna, Ill.		145.30	120.95	145.30	120.95	134.35	105.85	131.40	104.75	112.35	93.75	101.55	80.00	111.60	87.90	92.35	72.75	118.85	95.10	65.45	51.55
Savannah, Ga. (via Chicago or St. Louis)		181.65	150.65	181.65	150.65	181.65	150.65	189.05	145.05	174.65	134.45	167.95	127.80	180.25	139.85	171.50	129.05	181.85	141.65	135.30	102.20
Savannah, Ga. (via Cinti. and Chicago)		183.05	150.65	183.05	150.65	183.05	150.65	188.05	145.05	174.65	134.45	167.95	127.80	180.25	139.85	171.50	129.05	181.85	141.65	135.30	102.20
Scranton, Pa. (via E-LRR)		235.15	171.20	235.15	171.20	230.75	182.40	222.50	155.80	202.70	145.30	199.50	137.80	213.80	149.05	194.55	133.90	209.90	152.50	167.65	112.70
South Bend, Ind. (via Chicago)		151.58	124.42	151.58	124.42	147.18	115.62	138.93	109.02	119.13	98.52	115.93	91.02	130.23	102.27	110.98	87.12	126.33	105.72	84.08	65.92
Springfield, Ill. (via Chicago)		146.45	120.95	146.45	120.95	145.10	119.60	133.15	104.75	112.35	93.75	112.35	93.75	126.85	96.25	107.60	81.10	119.55	100.95	90.50	71.30
Springfield, Ill. (via St. Louis)		145.80	120.95	145.80	120.95	141.80	111.70	131.40	103.65	112.35	92.45	108.95	85.85	118.10	93.00	102.70	78.65	119.55	99.65	75.55	59.50
Springfield, Mass. (via Albany)		271.32	189.99	271.32	189.99	266.92	181.19	258.67	174.59	238.67	164.09	235.67	166.59	249.97	167.84	230.72	152.69	246.07	171.29	203.82	131.49
Syracuse, N. Y.		236.47	169.33	236.47	169.33	232.07	160.53	223.82	153.93	204.02	143.43	200.82	135.93	215.12	147						

PULLMAN SLEEPING CAR RATES

These fares compiled from current Tariffs as of March 1, 1968 for information only. Not to be used for selling purposes. Subject to change without notice. See Page 33 for Rates for Upper Berths, Drawing Rooms, Compartments, Bedrooms, Roomettes, etc. Based on Applicable Lower Berth.

Salt Lake City	Denver	St. Louis	Kansas City	Omaha	Chicago	BETWEEN	Los Angeles	San Francisco	Las Vegas	Portland	Seattle Tacoma	Butte
Lower Standard Berth	Lower Standard Berth	Lower Standard Berth	Lower Standard Berth	Lower Standard Berth	Lower Standard Berth	AND	Lower Standard Berth	Lower Standard Berth	Lower Standard Berth	Lower Standard Berth	Lower Standard Berth	Lower Standard Berth
\$ 5.80 6.30 7.55	\$12.25 11.75	\$20.15 16.70 12.25	\$16.70 14.05 9.50	\$15.90 13.25 7.55	\$20.15 17.00 12.25	Boise Ida. Butte Mont. Cheyenne Wyo.	\$ A14.50 14.70 16.70	\$*18.45 14.70 16.70	\$ A10.70 11.45 12.55	\$ 7.05 9.95 16.70	\$ G9.20 P9.95 16.70	\$ 7.05 9.95
16.70 8.70 5.80 14.05	12.25 11.45 7.55	11.45 16.70	6.30 7.55 14.05	6.70 7.55 5.80	12.25 16.70	Chicago Ill. Denver Colo. Idaho Falls Ida. Kansas City Mo.	24.20 17.70 13.25 20.80	24.20 17.70 13.75 20.80	21.25 13.75 *12.10 18.85	24.20 17.00 9.95 20.80	24.20 17.00 11.75 20.80	17.00 11.75 5.80 14.05
6.30 10.20 5.80 14.70	13.75 17.70 11.75 10.20	21.25 23.15 20.15	18.85 20.80 17.00	17.70 20.80 16.20 5.80	21.25 24.20 20.15 5.80	Las Vegas Nev. Los Angeles Cal. Lund Utah Marion Iowa	5.80 7.55 22.50	G*12.50 5.80 G*14.25 22.50	5.80 5.80 19.85	A15.90 A18.10 A13.75 22.50	A*19.55 A*19.05 22.50	11.45 14.70 9.95 17.00
13.25 8.70 13.75	8.70 7.55 14.05 8.70	16.70 5.80 20.15	14.05 5.80 18.45	13.25 6.70 17.70 5.80	16.70 6.70 20.80 5.80	Ogden Utah Omaha Neb. Pendleton Ore. Perry Iowa	10.20 20.80 A17.35 21.90	*11.75 20.80 H*16.80 21.90	6.70 17.70 A 13.75 18.45	11.00 20.80 5.80 21.90	K13.25 20.80 N6.30 21.90	5.80 13.25 7.90 16.20
5.80 11.45 14.70 *11.00	9.20 17.00 14.70 16.70	16.70 *23.15 22.20 23.15	14.05 20.80 19.85 20.80	13.25 20.80 18.45 20.80	16.70 24.20 22.20 24.20	Pocatello Ida. Portland Ore. Reno Nev. Sacramento Cal.	R11.75 A18.10	13.75 L*11.00	A9.20 A15.90	9.50	11.45 5.80 F11.00	5.80 9.95 12.25 14.05
*11.75 15.90 13.25 5.80	8.70 17.70 11.45 17.00 10.20	16.70 23.15 *23.15 18.45	14.05 20.80 20.80 14.70	13.25 20.80 5.80 20.80 14.05	16.70 24.20 5.80 24.20 18.45	Salt Lake City Utah San Francisco Cal. Savanna Ill. Seattle Wash. Shoshone (Sun Valley) Ida.	10.20 23.15 23.15 A13.25	*11.75 G*12.50 23.15 H11.45 14.05	6.30 L*11.00 20.85 A*19.55 A9.50	11.45 L*11.00 23.15 5.80 8.70	13.25 C11.45 23.15 P9.95 B10.20	6.30 14.70 17.00 P9.95 5.80
*16.70 13.25	11.45 17.00	*23.15	20.80	20.80	24.20	St. Louis Mo. Tacoma Wash.	*23.15 H11.00	*21.25 A*19.55	*23.15 5.80	*23.15	*23.15	*16.70 P9.95

Lower Standard Pullman Berth Rate between Pocatello, Idaho and Idaho Falls, Idaho, \$5.80.

Bedroom Rates: Bedrooms are available on most Union Pacific trains. See equipment pages 6 to 14 inclusive. A Double bedroom contains one lower and one upper berth.
EXCLUSIVE SPACE OCCUPANCY BY ONE PERSON: One and one-fourth rail tickets required for exclusive use of drawing-room; two adult rail tickets required for two bedrooms en suite or one bedroom and one compartment en suite. Pullman space charges additional.

◆ On Table Page 33 use lower berth rate bearing symbol ①.
* Made combination of fares.

- (A) Via Salt Lake City, Green River or Brigham City and Pocatello.
- (B) From Tacoma, lower standard berth, \$9.95.
- (C) Via Southern Pacific Company and Portland. From Tacoma lower standard berth, \$11.00.
- (F) Via Southern Pacific Company and Portland. From Tacoma, lower standard berth, \$10.60.

- (G) Via Los Angeles.
- (H) Via Southern Pacific Company and Portland.
- (K) From Tacoma, lower standard berth, \$12.55.
- (L) Via Southern Pacific Company.
- (P) Via Direct Lines.
- (Q) From Tacoma, lower standard berth \$8.70.
- (R) Via Brigham City, via Green River \$13.25.

• Berth rates to and from Cheyenne, Denver and west apply via Omaha or via Kansas City.

\$\$ MORE FOR YOUR TRAVEL DOLLAR ON UNION PACIFIC \$\$

Big Family Fare Savings Good Every Day on Union Pacific

Good in coaches and in sleeping-cars
Liberal baggage allowance

*Ask your local Union Pacific Agent or Travel Agent
to figure the low cost.*



Table of Rates for Various Accommodations in Standard Pullman Sleeping Cars Effective March 1, 1968

Where Lower Berth Rate is	Upper Berth Rate is	Room-ette for one Person is	X Rmte. Suite for two or more persons is	Bed Room for one or more Persons is	BedR'm Suite for two or more Persons is	Com-part'm't for one or more Persons is	Drawing Room for one or more Persons is
\$ 5.80 5.90 6.30 6.70 7.05 7.55 7.90 8.30	\$ 4.40 4.50 4.75 5.15 5.40 5.65 6.10 6.30	\$ 8.10 8.25 8.75 9.40 9.95 10.55 11.05 11.60	\$14.75 14.95 15.95 16.65 17.50 18.65 19.50 20.20	\$14.75 14.95 15.95 16.65 17.50 18.65 19.50 20.20	\$26.65 27.15 29.00 30.40 31.90 34.05 35.60 37.00	\$15.85 16.10 17.15 18.05 18.95 20.10 21.00 21.90	\$21.35 21.75 23.15 24.40 25.65 27.25 28.55 29.75
8.70 8.75 9.20 9.50 9.95 10.20 10.60 10.70	6.65 6.55 6.95 7.15 7.55 7.80 8.05 8.10	12.20 13.70 12.80 13.25 13.80 14.40 14.80 14.85	21.20 23.85 22.20 22.95 23.90 24.50 25.50 25.55	21.20 23.85 22.20 22.95 23.90 24.50 25.50 25.55	38.85 43.65 40.70 42.10 43.80 44.95 46.85 46.95	22.90 25.70 24.10 24.85 25.85 26.50 27.70 27.70	31.20 35.00 32.80 33.90 35.35 36.25 37.80 37.85
①11.00 ②11.00 11.45 ①11.75 ②11.75 12.25 12.55 12.95	8.40 8.25 8.65 9.00 9.00 9.25 9.50 9.85	15.50 15.30 16.00 16.60 16.60 17.10 17.65 18.15	26.30 26.30 27.20 27.95 27.95 28.90 29.65 30.50	26.30 26.40 27.20 27.95 27.95 28.90 29.65 30.50	48.25 48.45 49.90 51.30 51.30 53.15 54.50 56.10	28.45 28.60 29.50 30.25 30.55 31.45 32.15 33.10	38.90 39.05 40.35 41.45 41.75 43.05 44.10 45.40
13.25 13.75 14.05 14.50 14.70 15.25 15.50 15.90	10.10 10.50 10.70 10.95 11.35 11.50 11.80 12.10	18.65 19.20 19.70 20.20 20.70 21.25 21.70 22.20	31.20 32.35 33.00 33.90 34.45 35.50 36.25 36.95	31.20 32.35 33.00 33.90 34.45 35.50 36.25 36.95	57.45 59.45 60.80 62.40 63.55 65.45 66.85 68.05	33.85 35.00 35.75 36.80 37.30 38.60 39.25 40.15	46.45 48.05 49.15 50.60 51.25 53.10 54.00 55.25
16.20 16.70 17.00 17.35 17.70 18.10 18.45 18.65	12.35 12.70 12.90 13.20 13.55 13.70 14.00 14.30	22.70 23.25 23.75 24.30 24.75 25.25 25.85 26.25	37.70 38.65 39.40 40.10 41.05 41.75 42.60 43.35	37.70 38.65 39.40 40.10 41.05 41.75 42.60 43.35	69.50 71.30 72.65 74.05 75.70 77.10 78.70 80.10	40.90 42.05 42.80 43.60 44.50 45.40 46.30 47.20	56.30 57.90 59.00 60.05 61.35 62.55 63.85 65.10
19.10 19.45 19.85 20.15 20.55 20.80 21.25 21.50	14.55 14.80 15.10 15.35 15.55 15.90 16.15 16.30	26.80 27.35 27.70 28.20 28.80 29.15 29.65 30.10	44.05 44.90 45.65 46.40 47.10 47.85 48.70 49.30	44.05 44.90 45.65 46.40 47.10 47.85 48.70 49.40	81.30 83.00 84.35 85.75 87.05 88.50 90.10 91.15	47.85 48.75 49.60 50.40 51.35 51.95 53.00 53.65	66.00 67.20 68.50 69.55 70.80 71.70 73.15 74.05
21.90 22.20 22.50 22.85 23.15 23.45 23.75 24.20	16.70 16.85 17.15 17.40 17.65 17.75 18.10 18.40	30.60 31.00 31.55 32.05 32.45 32.70 33.15 33.80	50.05 50.90 51.65 52.20 52.95 53.50 54.25 55.05	50.05 50.90 51.65 52.20 52.95 53.50 54.25 55.05	92.50 94.10 95.50 96.60 97.95 99.00 100.35 101.95	54.55 55.30 56.05 56.85 57.60 58.25 59.05 60.05	75.30 76.35 77.45 78.50 79.65 80.50 81.55 83.00

X—Not applicable to or from points on the Southern Pacific Co.

①—These rates, across table, apply when the route from point of origin to destination is entirely via line other than the Southern Pacific, or in part via Southern Pacific and in part via line other than the Southern Pacific.

②—These rates across table, apply when the route from point of origin to destination is entirely via Southern Pacific Company.

For Business or Pleasure

It's UNION PACIFIC

Each mode of travel has its advantages but for complete, tension-free comfort and dependable service, the best way is the rail way.

On Union Pacific Domeliners you'll find courteous and attentive service to make your trip a satisfying, enjoyable experience. Accommodations and meals are the finest.

PULLMAN SEAT RATES

For Day Travel Between Various Cities and to Western Park Gateways

Boise — Pocatello	\$2.35
Denver — Laramie	1.65
Denver — North Platte	2.65
Las Vegas — Los Angeles	3.25
Lund — Las Vegas	2.15
Ogden — Salt Lake City	1.15
Portland — Tacoma	1.50
Portland — Seattle	2.00
Portland — Pendleton	2.35
Salt Lake City—Pocatello	1.80
Shoshone—Pocatello	1.15
Salt Lake City—Lund	2.50

Do You Know About Our Prepaid Ticket Order Plan?

- We have a plan whereby you may purchase, at your railroad station, an order for railroad service, to be used by a member of your family, or any other person you may designate, at some distant station.
- This service offers a particularly safe and convenient way of providing tickets and other railroad service to students returning home at holiday and vacation time.
- These prepaid orders may include railroad tickets, sleeping and parlor car tickets, and cash for meals and other incidentals. Your railroad agent will handle them for you—by telegraph if necessary—and they will be delivered without service charge to any person you may specify, at points on participating railroads in the United States or Canada.

UNION PACIFIC RAILROAD

UNION PACIFIC RAILROAD

PASSENGER and FREIGHT SERVICE OFFICES

Traveler? Shipper? Our sales representatives, listed below, will gladly assist you. Service is our most important Product!
Digits in brackets preceding telephone number indicate area code.

ABERDEEN, WASH. 98520—3 Up Sta., KandRiverSts.—Phone(206)LEnnox2-6695
J. E. SOUTHWORTH (P. O. Box 51)..... General Traffic Agent

ALHAMBRA, CALIF. 91801—
City Ticket Office, 51 S. Garfield Ave.— Phone (213) 281-8763
H. L. CAMPBELL..... Traffic Agent

ATLANTA, GA. 30303—705 Fulton Nat'l Bank Bldg., 55 Marietta St., N. W.—
J. D. GLOVER (Phone 404) 524-6261..... General Traffic Agent
J. R. TURNER (Tampa)..... Traffic Agent

BEND ORE. 97701—501 E. Greenwood Ave., Suite J— Phone(503) 382-1901
C. W. REXROAD..... General Traffic Agent

BEVERLY HILLS, CALIF. 90210—
251 No. Beverly Drive— Phone (213) 271-7167
H. FRIEDMAN (or Phone (213) 272-1633)..... Traffic Agent
W. T. WORTHINGTON..... City Ticket Agent

BIRMINGHAM, ALA. 35203—922 Brown-Marx Building— Phone(205) 251-7163
S. H. HENRY..... General Traffic Agent

BOISE, IDAHO 83702—
City Ticket Office, Idaho Bldg. 212 No. 8th St.— Phone(208)343-6465
W. V. KEE..... Traffic Manager
D. F. ALVORD..... General Traffic Agent
S. A. GRAYSON..... Special Representative
C. S. SHARP..... City Passenger and Ticket Agent

BOSTON, MASS. 02108—208 Old South Bldg., 294 Washington St.—
C. A. MORRIS (Phone(617) 482-6382)..... General Traffic Agent

BUTTE, MONT. 59701—609 Metals Bank Bldg., 8 West Park St.—Phone(406)792-2389
E. H. LYMAN..... General Traffic Agent

CALGARY, ALTA.—Room 717 Lancaster Bldg., 2nd St. & 8th Ave. West
A. McKERRON (Phone(403)262-3926)..... General Traffic Agent

CEDAR CITY, UTAH 84720—Union Pacific Station..... Phone(801) 586-8211
D. V. EKSTROM..... Agent

CHEYENNE, WYO. 82001—
Union Pacific Pas. Station, 121 West 15th St. Phone(307)634-4421
C. E. ASTLER..... Special Representative
F. H. GILRO..... General Traffic Agent
C. E. STONE (Casper)..... District Traffic Agent
W. A. BROWN..... City Passenger and Ticket Agent

CHICAGO, ILL. 60603—11 South LaSalle Street at Madison—
W. V. LAYMAN..... Traffic Manager
C. A. RICHARDS (312) 726-0141..... Assistant Traffic Manager
H. G. GRAUPNER..... General Freight Agent
D. H. GLOWEN..... General Traffic Agent

CHICAGO, ILL. 60603—
City Ticket Office, One So. LaSalle St.— Phone(312) 726-0141
For Passenger Information Call(312) 726-0141
For Passenger Reservation Call(312)782-1520
A. J. WHITE..... General Passenger Agent
J. W. WILLARD..... City Ticket Agent

CHICAGO, ILL. 60603—One So. LaSalle St.— Phone(312) 726-0141
W. J. FORAL..... Manager, Department of Tours

CINCINNATI, OHIO 45202—
303 Dixie Term. Bldg., 4th & Walnut Sts.— Phone(513) 621-0144
F. J. BEGGS..... General Traffic Agent
W. T. NIELSEN (Columbus)..... Traffic Agent
O. H. TEDRICK (Louisville)..... Traffic Agent

CLEVELAND, OHIO 44113—1407 Terminal Tower, 50 Public Square—
E. W. HARRIS (Phone(216) 621-3070)..... General Traffic Agent
G. W. NESTER (Buffalo)..... Traffic Agent
R. J. GOURLY (Findlay)..... Traffic Agent

DALLAS, TEXAS 75201—2108 Mercantile Bank Bldg.—Phone(214)Riverside 1-3915
M. A. ARNOLD..... General Traffic Agent
R. M. GLAZE (Houston)..... Traffic Agent

DENVER, COLO. 80202
City Ticket Office 535 17th Street— Phone (303) 534-4141
W. JAMES..... Traffic Manager
W. H. WHALEN..... General Freight and Passenger Agent
E. R. A. SIEMERS..... General Traffic Agent
L. C. CLEAVENGER..... City Ticket Agent
C. B. LAHEIST..... Depot Passenger Agent
For Passenger Information or Reservation, Call(303)825-3211

DES MOINES, IOWA 50309—407 Equitable Bldg., 6th & Locust Sts.—
W. W. McKEE (Phone(515)243-0583)..... General Traffic Agent

DETROIT, MICH. 48226—612 Book Bldg., 1249 Washington Blvd.—
D. F. DRISCOLL..... Traffic Manager
R. S. LSEN (For Freight Information)..... General Traffic Agent
J. K. SHERIDAN (For Passenger Information)..... District Traffic Agent
A. A. NESTOR (Grand Rapids)..... District Traffic Agent
A. J. BRAMAN (Lansing)..... District Traffic Agent
H. E. JOHNSON (Toledo)..... District Traffic Agent

EAST LOS ANGELES, CALIF. 90022—
5454 Ferguson Drive— Phone(213) 7213-435
D. S. COCHAR..... Ticket Agent

EUGENE, ORE. 97401—Suite 21, Cascade Bldg., 163 East 12th Avenue
J. E. ATHERTON (Phone(503) 345-8461)..... General Traffic Agent

FRESNO, CALIF. 93714—207 Rowell Bldg., Tulare St. & Van Ness Ave.—
D. R. SHEEHAN (Phone(209) 264-6571)..... General Traffic Agent
L. B. CARTER..... District Traffic Agent
L. H. RUDNIK (Bakersfield)..... Traffic Agent

GERING, NEBR. 69341—Union Pacific Station— Phone(308)436-2415
J. S. REZEK..... General Traffic Agent

GLENDALE, CALIF. 91203—City Ticket Office, 406 North Brand Blvd.—
E. A. SMITH..... General Traffic Agent
(Phone(213) 241-2174 or (213) 245-1370)

HOLLYWOOD, CALIF. 90028—City Ticket Office, 6916 Hollywood Blvd.—
D. E. EIBEN..... Traffic Agent
J. A. JANSEN (213) 464-0221..... City Ticket Agent

IDAHO FALLS, IDAHO 83401—Un. Pac. Station—Phone (208) 523-6503—
V. W. YOUNG..... Agent

KANSAS CITY, MO. 64106—
200 Waldheim Bldg., 6 East Eleventh St.— Phone(913)MAYfair 1-3030
J. R. HENDERSON..... Traffic Manager
R. C. DARGY..... Assistant Traffic Manager
G. N. WELLS (Wichita)..... General Freight Agent
For Passenger Information or Reservation, Call (816) Victor 2-8694
City Ticket Office—2 East Eleventh Street— Phone(913)MAYfair 1-3030
R. L. CLARK..... General Traffic Agent
C. T. CLARKE..... City Ticket Agent
R. E. MEAD (Hays)..... Traffic Agent
D. W. HANRETT (Wichita)..... Traffic Agent
D. L. RICHESON (Springfield, Mo.)..... Traffic Agent
M. F. MAUNE..... Depot Passenger Agent
Kansas City, Kans., Union City Ticket Office, Town House Hotel, 7th & State Sts.
Mrs. E. F. FLYNN (Phone(913)ATwater 1-1550)..... City Ticket Agent

LAS VEGAS, NEV. 89101—Union Pacific Station— Phone(702) 384-9000
W. R. NEUSTROM..... General Traffic Agent
E. D. BOTSMAN..... Ticket Agent

LEWISTON, IDAHO 83501—Room 7, Union Depot— Phone(208)SH 3-2524
J. L. REEVES..... General Traffic Agent

LINCOLN, NEBR. 68508—
City Ticket Office, 224 So. 13th St.— Phone(402)432-6517
J. A. CUNNINGHAM..... General Traffic Agent

LONG BEACH, CALIF. 90802—City Ticket Office, 221 Long Beach Blvd.—
R. W. CONNELL (Phone(213)HEmlock 7-2931)..... General Traffic Agent
W. A. MANZ..... City Ticket Agent

LOS ANGELES, CALIF. 90022—Union Pacific Bldg., 5480 Ferguson Drive
F. C. MORAN..... Traffic Manager
E. C. RASMUSSEN (213)685-4350..... Assistant Traffic Manager
N. E. LUTHI..... or..... Assistant Traffic Manager
J. D. MALEFYT (213) 722-1200..... Assistant Traffic Manager
H. J. DELACY..... General Freight Agent
C. L. ELSSASSER..... General Freight Agent
E. J. MURPHY..... General Agent, Freight Department
G. M. ROLAND..... District Baggage Agent
City Ticket Office—90013—507 So. Olive Street Phone(213)624-8273
M. F. LOGUE..... City Ticket Agent
R. H. LUND..... General Agent, Passenger Department
507 So. Olive Street—90013
For Passenger Information or Reservation, Call (213) 685-5037
Union Passenger Station—Phone(213)685-4350
E. D. CHAMBERLAIN..... Depot Ticket Agent
P. T. DROUGHAN..... Depot Passenger Agent
J. A. DRIVER..... Depot Passenger Agent

MEDFORD, ORE. 97501—1307 West Main St.—
L. J. ZIESMER..... General Traffic Agent

MEMPHIS, TENN. 38103—
1104 Sterlek Bldg., No. Third St.— Phone(901) 525-8419
G. E. ROTHROCK..... General Traffic Agent

MILWAUKEE, WIS. 53203—902 Majestic Bldg., 231 W. Wisconsin Ave.—
A. J. FROMME (Phone(414) 271-7833)..... General Traffic Agent
D. D. HANSON (Appleton)..... Traffic Agent

MINNEAPOLIS, MINN. 55402—
890 Northern Bank Bldg., 90 South 7th Street.—
J. A. CALLAWAY (Phone(612)332-2451)..... General Traffic Agent

NEW ORLEANS, LA. 70130—
Suite 1444-1445 International Trade Mart, 2 Canal Street—
E. W. RYCE (Phone(504)522-2274)..... General Traffic Agent

NEW YORK, N. Y. 10020—526 Fifth Ave., Suite 350, Rockefeller Center—
T. L. VOGEL (Phone(212) 246-4900)..... Traffic Manager
H. F. BREVOORT (Phone(212) 246-4908)..... Assistant Traffic Manager
E. R. VAN DOREN (Phone(212) 246-4900)..... General Traffic Agent
D. J. GALL..... District Traffic Agent
C. F. KAUFER..... District Traffic Agent
W. E. GODDARD..... Passenger and Ticket Agent
W. J. DISTLER (Dwight)..... Traffic Agent

OAKLAND, CALIF. 94611—550 MacArthur Broadway Office Bldg.,
235 W. MacArthur Blvd.—
W. M. CUNNINGHAM (Phone(415)653-9094)..... General Traffic Agent
A. H. WESTINGTON..... District Traffic Agent

OGDEN, UTAH 84401—
Room 100, Union Station, 25th St. & Wall Ave.— Phone(801)394-5533
H. O. MCINTYRE..... General Traffic Agent
T. L. CARRICK (Clearfield)..... Traffic Agent
J. C. IMHOFF..... Depot Passenger Agent

OMAHA, NEBR. 68102—
Union Pacific Building, 1416 Dodge St.— Phone(402)281-5822
R. B. JOHNSON..... Passenger Traffic Manager
C. W. JONES..... Assistant to Passenger Traffic Manager
G. ANDERSON..... Assistant Passenger Traffic Manager
J. M. FORSHA..... Assistant Passenger Traffic Manager
D. P. McMAHON..... Assistant General Passenger Agent
C. E. DUFF..... Manager Mail, Baggage and Express Traffic

R. A. FORAL..... Director of Foreign Trade
J. G. DUGGAN..... Director of Foreign Trade
J. W. JARVIS..... Supervisor, Agricultural Development
W. F. PETERSEN..... General Live Stock Agent

City Ticket Office—Corner 15th & Dodge Streets— Phone(402)271-3480
D. V. MARTIN..... General Traffic Agent
R. S. FARLEY (402)281-5822..... District Traffic Agent
G. W. FRELING..... City Ticket Agent
F. B. BOYSEN, JR. (Kearney)..... Traffic Agent
J. D. MARTIN (Grand Island)..... Traffic Agent
W. W. REED..... Depot Passenger Agent

ORANGE, CALIF. 92668—City Office, 79 Town & Country, 777 So. Main St.—
E. A. STEWART (Phone(714)542-3979)..... General Traffic Agent

PASADENA, CALIF. 91101—
Union Pacific Station, 205 W. Colorado Blvd.— Phone(213) 792-4107
H. G. BARTLETT..... General Traffic Agent
F. R. LEFFINGWELL..... City Ticket Agent

PHILADELPHIA, PA. 19102—1104 Girard Trust Bldg., Broad St. & So. Penn. Sq.—
W. D. HARRING (Phone(215) 563-2170)..... General Traffic Agent

PITTSBURGH, PA. 15222—1415 Oliver Bldg., Smithfield St. and Sixth Avenue—
H. G. LOCKE..... General Traffic Agent
J. S. GUNNER (412) 281-0260..... District Traffic Agent

POCATELLO, IDAHO 83201—U. P. Passenger Station— Phone (208) 232-4450
R. B. WRIGHT..... General Traffic Agent
J. J. JOHNSON (Idaho Falls)..... Traffic Agent
W. K. HENDRICKS (Twin Falls)..... Traffic Agent

POMONA, CALIF. 91766 — U. P. Passenger Sta. — Phone (714) 622-3561
G. J. CROSS..... Traffic Agent

PORTLAND, ORE. 97205—751 Pittcock Bldg.— Phone(503) 227-7771
G. A. BROWN..... Traffic Manager
T. E. TANN..... Assistant Traffic Manager
R. A. HOWLAND..... Assistant Traffic Manager
R. D. POOMEY..... Assistant Traffic Manager
R. W. GILL..... Assistant Freight Traffic Manager (Rates)
C. B. WELKER..... General Agent, Freight Department
L. A. NEASE..... District Baggage Agent
City Ticket Office—917 S. W. Washington Street— Phone(503) 227-7771
C. K. WILLIAMS..... General Agent, Passenger Department
J. L. BERTZ..... City Ticket Agent
R. O. BYE..... Depot Passenger Agent
For Passenger Information or Reservation, Call(503)227-6471.

RENO, NEV. 89501—Suite 707, First Nat'l Bank of Nevada, One East First St.—
P. E. FLESCHER..... Phone(702)323-4881
General Traffic Agent

RIVERSIDE, CALIF. 92507—Union Pacific Pass. Station, 7th & Vine Sts.—
E. G. HAYES (Phone(714) 683-3190)..... General Traffic Agent

ST. JOSEPH, MO. 64501—City Ticket Office,
602 Corby Building—5th and Felix Sts.— Phone(816) 232-5485
P. H. SCHMIDT..... General Freight and Passenger Agent
D. C. MARTIN (Fairbury, Nebr.)..... Traffic Agent

ST. LOUIS, MO. 63101—
1223 Ambassador Bldg., 411 North 7th St.— Phone(314)CHestnut 1-7750
T. W. GURSKY..... General Traffic Agent

SACRAMENTO, CALIF. 95810—233 Forum Bldg., 1107 Ninth St.—
J. G. JOHNSON (Phone(916) 442-1025)..... General Traffic Agent
T. H. BEESON (Redding) Phone(916) 241-7619..... District Traffic Agent
E. A. GAHL..... District Traffic Agent

SALINA, KANS. 67401—Union Sta., 400 No. 13th St.—Phone(913)TAYlor 7-5972
H. D. TODD..... General Traffic Agent

SALT LAKE CITY, UTAH 84111—417 South Main St.— Phone(801)363-1544
R. E. HAUTZINGER..... Traffic Manager
N. J. MEIS..... General Freight and Passenger Agent
R. T. GRIFFIN..... General Traffic Agent
F. M. YOUNG (Provo)..... District Traffic Agent
J. COLAZZI..... Traffic Agent
J. G. SEEGMILLER..... City Ticket Agent
L. WHIMPEY..... Depot Passenger Agent
For Passenger Information or Reservation, Call (801)388-1583

SAN DIEGO, CALIF. 92101—Suite 1105 Home Tower, 707 B'way Phone(714)233-7241
W. R. VOLLERS..... General Traffic Agent
J. E. DOOLEY..... Ticket Agent

SAN FRANCISCO, CALIF. 94105—405 Market Street..... Phone(415) 421-6030
M. H. FOWLER..... Traffic Manager
E. P. COSTELLO..... Assistant Traffic Manager
H. C. DUNFEY..... Assistant Traffic Manager
J. R. SCOGIN..... Assistant Traffic Manager
H. W. NIELEBECK..... General Traffic Agent
E. G. LAMME (Eureka)..... Traffic Agent
City Ticket Office—405 Market Street— Phone(415)GARfield 1-6030
W. J. LEGNER..... City Ticket Agent

SAN JOSE, CALIF. 95113—811 Bank of America Bldg., First and Santa Clara Sts.—
H. C. DANNER (Phone(408)292-3878)..... General Traffic Agent
J. S. CAPLE (Salinas)..... District Traffic Agent
W. E. MCTIGHE..... District Traffic Agent

SAN PEDRO, CALIF. 90733—City Ticket Office, 805 So. Pacific Ave.—
D. A. SHUM (Phone(213) 832-7531)..... General Traffic Agent
E. N. ASBRY..... City Ticket Agent

SANTA ANA, CALIF.—(SEE ORANGE, CALIF.)

SANTA MONICA, CALIF. 90406—City Ticket Office, 1228 5th Street—
R. A. BRESSLER (Phone(213)395-9951)..... General Traffic Agent
L. A. THORNE (213) 870-2435)..... City Ticket Agent

SEATTLE, WASH. 98104—
204 Union Station, 4th Ave. and Jackson St. Phone (206) MAIN 36933
A. C. TAYLOR..... Assistant Traffic Manager
City Ticket Office—4th Ave. and Jackson St.—
W. H. AHLGRIM (Phone(206) MAIN 3-6933)..... General Traffic Agent

SIOUX CITY, IA. 51101—644 Benson Bldg., 705 Douglas St.— Phone(712) 255-8328
L. J. ROACH..... General Traffic Agent

SPOKANE, WASH. 99201—Union Station, West 400 Trent Avenue—
K. E. DONAHUE (Phone(509)MADison 4-4121)..... General Freight Agent

STOCKTON, CALIF. 95202—Suite 112, Five Forty Bldg., 540 No. Calif. St.—
C. BLANCHINI (Phone(209) 466-8531)..... General Traffic Agent
W. N. OWENS..... District Traffic Agent

TACOMA, WASH. 98402—City Ticket Office, 114 South Ninth St.—
F. G. ROTHWELL (Phone(206)BROADway 2-2275)..... General Traffic Agent

TAIPEI, TAIWAN—5, Chow-Chu Street—
SHIN-I-LIN (Cable Address - UPRailCo)..... Special Representative

TOKYO, JAPAN—Room 319, Yurakucho Bldg.—
5, I-Chome, Yuraku-Cho, Chiyoda-Ku
JAMES R. JOH. (Cable Address - UPRailCo)..... Special Representative

TOPEKA, KANS. 66608—Freight Station— Phone(913)CENTral 3-4138
S. H. GRIMES..... General Traffic Agent

TORONTO, ONT. Room 1304 National Trust Bldg., 7 King St.—East—
J. F. FEATHERSTONE (Phone(416) 364-7239)..... General Traffic Agent

TULSA, OKLA. 74119—
Suite 1606, 4th Natl. Bank Bldg., 15 West 6th St., Phone(918) LUTher 2-0139
L. L. CRAWFORD..... General Traffic Agent

VANCOUVER, B. C. Room No. 303 Burrard Bldg., 1030 West Georgia St.—
A. G. PROSKURNIAK (Phone(604)MUTual 3-8561)..... General Traffic Agent

WALLA WALLA, WASH. 99362—Union Pacific Pass. Sta., 13th and West Main Sts.
J. M. LANDAU (Phone(509)JACKson 9-1610)..... General Traffic Agent
L. R. CAPPS (Pendleton)..... Traffic Agent

WASHINGTON, D.C. 20006—Suite 710, Chanin Bldg., 815 Connecticut Ave., N.W.—
C. G. DANKMYER (202) 296-4833..... General Traffic Agent
W. G. LORYS (Richmond, Va.)..... District Traffic Agent

WINSTON-SALEM, N. C. 27101—2115 Wachovia Bldg., 301 North Main St.—
C. E. HAYWOOD (Phone (919)724-0509)..... General Traffic Agent

YAKIMA, WASH. 98902—Union Pacific Building, 104 W. Yakima Ave.—
F. E. BUDWILL (Phone(509)GLEncourt 7-4181)..... General Traffic Agent
G. H. GORTLER (Kennewick, Wash.)..... Traffic Agent

J. R. MacANALLY..... Vice-President, Traffic
OMAHA, NEBR. 68102

R. F. PETTIGREW..... R. F. Pettigrew
OMAHA, NEBR. 68102

R. B. JOHNSON..... R. B. Johnson
OMAHA, NEBR. 68102

N. B. MARVIN..... N. B. Marvin
OMAHA, NEBR. 68102

C. O. SHOWALTER..... C. O. Showalter
OMAHA, NEBR. 68102

UNION PACIFIC'S EAST LOS ANGELES Transfer Service



To Ticket Agents, Travel Agents and Our Patrons:

East Los Angeles Station, with waiting rooms and public conveniences, serves as a transfer station for Union Pacific passengers, via motor bus to and from Pasadena, Glendale, Disneyland Hotel, Anaheim, Orange and Long Beach-San Pedro Branch Line points.

Modern air-conditioned motor buses are operated by the Union Pacific Stage Company, a subsidiary of the Union Pacific Railroad, and all tickets routed via the Union Pacific direct or via Los Angeles, to or from above points and intermediate branch line stations, are honored via East Los Angeles and motor bus. See Tables 7, 8, and 9 on page 18 for local schedules of all motor coaches.

The picture above shows how easy it is for friends and relatives to meet passengers at East Los Angeles. There is ample parking and it is free.

Train luggage is quickly delivered to the bus driver and arrives at destination with the traveler.

Checked Baggage: Baggage should be checked to the following city ticket office or depots only: Glendale; Pasadena; East Los Angeles; Whittier; Fullerton; Anaheim; Lakewood; Long Beach and San Pedro. (Only East Los Angeles, Long Beach and Pasadena stations are open Saturdays and Sundays for claiming or checking baggage.)

