

Whenever you ship or travel, be specific, say **UNION PACIFIC**

June 30, 1968

June 30, 1968

# UNION PACIFIC

# UNION PACIFIC


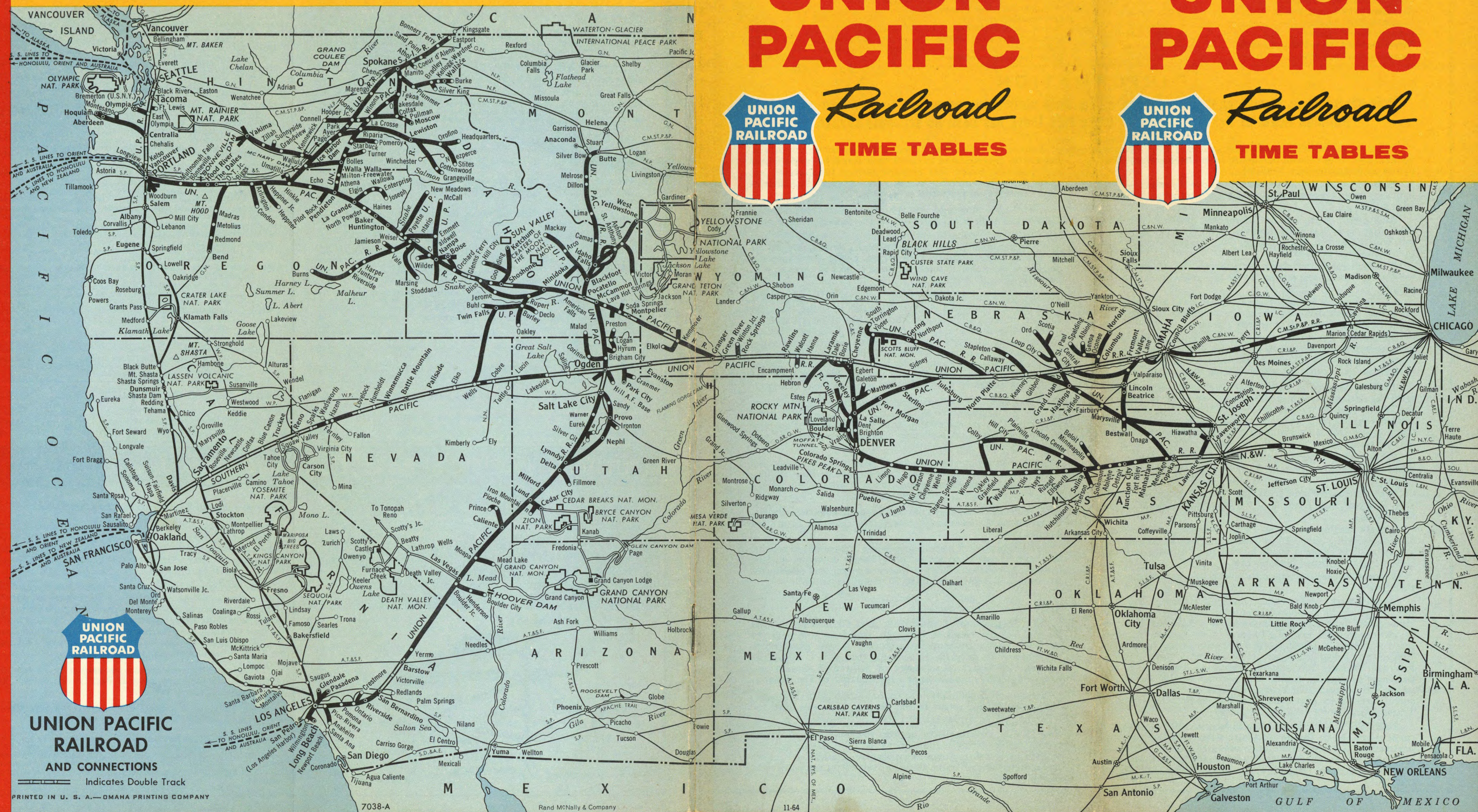


*Railroad*  
**TIME TABLES**



*Railroad*  
**TIME TABLES**

Serving thirteen western states with the finest in travel comfort and dependable freight service



**UNION PACIFIC RAILROAD**  
AND CONNECTIONS

Indicates Double Track

PRINTED IN U. S. A. — OMAHA PRINTING COMPANY

7038-A

Rand McNally & Company

11-64

GULF OF MEXICO

TABLE OF CONTENTS

Section Page
Index to Union Pacific Stations... 3 to 5
Equipment of Through Trains... 6 to 14
Condensed Train Schedules... 6 to 14
Complete Train Schedules... 15 to 25
Connecting Bus Lines at East Los Angeles... 18
Connecting Bus Lines Service... 26
Address of Principal Union Pacific Stations... 28
Reserved Coach Seat Charges... 28
One Way Railroad Fares... 29
Round Trip Railroad Fares... 30 and 31
Pullman Sleeping Car Charges... 32 and 33
Pullman Seat Fares... 33
Union Pacific Representatives... 34 and 35

INFORMATION

It is advisable to always check in advance at the local station the departure time shown on your Pullman ticket or ticket envelope to make sure there has been no schedule change.

Miles shown on mile posts read westward from Council Bluffs, Iowa. Miles shown herein are from Omaha, Nebraska. (Variance approximately 3 miles.)

Time from midnight to noon inclusive, is indicated by light face type; from noon to midnight inclusive, by dark face type.

Any person who, because of mental, physical or other disability, is incapable of properly caring for himself or herself, will be received as a passenger ONLY when accompanied by a competent attendant.

On trains that carry chair car porters, there is no charge for the services of the porter. There is a nominal charge for pillows.

Children under 5 years of age ride free, when accompanied by parent or guardian; 5 years of age and under 12, pay half fare; 12 years of age and over, pay full fare.

Should any question or difference of understanding arise with agents or conductors as to proper fare or ticket privileges, please pay fare requested, take receipt, and communicate with Passenger Traffic Manager, Omaha, Nebr. 68102.

Tickets unused or partly used, will be redeemed under tariff regulations at proper value. Passenger will be charged the lowest possible fare for the service actually used and refunded the difference between this and the purchase price.

Stopovers are permitted at all points where trains are scheduled to stop, within final limit of tickets, by notifying conductor.

Many attractive side trips and optional routes are available. Ask your local Agent or any Union Pacific representative for details.

Tickets reading via Union Pacific Railroad, with certain exceptions, will be honored by Greyhound Bus Lines between any two points between which Greyhound Bus Lines and the Union Pacific Railroad both operate.

You are requested to purchase your tickets before boarding the train.

At Chicago the Transfer coupon on a through railroad ticket entitles the holder, without additional charge, to have himself and hand luggage transferred in a Railroad Transfer Service car from his incoming to his outgoing station.

IDENTIFY YOUR BAGGAGE by marking or tagging each piece, both inside and out with your name and permanent address. This is a wise precaution whether baggage is to be checked or taken with you on the train.

For the convenience and comfort of themselves and others passengers are requested to check their hand baggage whenever possible, except that actually needed for personal use enroute. No responsibility is assumed for unchecked articles left in stations, on platforms or in cars.

Checkable Baggage consists of wearing apparel, toilet articles and such personal effects as the passenger may need for use on the trip.

Money, jewelry, negotiable papers, liquids, fragile or perishable articles, radios, typewriters, dishes and household goods are examples of some of the articles not checkable as baggage. Consult Agent.

One hundred and fifty (150) pounds of baggage, not exceeding one hundred dollars (\$100.00) in value, may be checked on each adult ticket, and one-half those amounts in connection with children's half-fare tickets.

Passengers have the privilege of declaring additional value on checked baggage, not to exceed a total of \$2500.00, upon payment of a nominal charge, or of purchasing St. Paul Fire & Marine Insurance Company baggage insurance in any amount. Consult Agent.

Dogs and other small household pets may be transported in baggage cars subject to tariff regulations or they may be taken into room accommodations, when in suitable containers, subject to Pullman Company regulations.

Handling of dogs and pets in baggage cars on streamliner trains is necessarily restricted. Consult agent for details.

No single piece of baggage exceeding 300 pounds in weight, or single shipment in excess of \$2500.00 in value, will be checked. Exception: Boxes of heavy or corrugated pasteboard are limited to a gross weight of 50 pounds each.

All baggage should be marked plainly on outside with name and address of owner.

The Domeliner, Streamliner and Challenger trains do not handle checked baggage, remains and pets, to or from many intermediate points where passengers may board or detrain. It is suggested you check your baggage 24 hours in advance of your own departure.

In case of Lost Articles, communicate with Manager, Mail, Baggage & Express Traffic, Omaha, Nebraska 68102.

Union Pacific Railroad is not responsible for errors in time tables, inconvenience or loss resulting from delayed trains, failure to make connections, air conditioning failures, or emergency substitutions in equipment.

INDEX OF CONDENSED THROUGH TIME TABLES

Table with columns: BETWEEN AND, TABLE, BETWEEN AND, TABLE, BETWEEN AND, TABLE. Lists routes between cities like Chicago-Omaha, St. Louis-Kansas City, and Salt Lake City-Cedar City.

INDEX TO UNION PACIFIC STATIONS

Each Time Table is numbered. The numbers opposite the Stations are the numbers of the time tables in which the stations are shown. Stations marked with a square are located on Divisions indicated by table numbers, but are not shown in folder tables.

Large index table with columns: Table No., Station Name, Table No., Station Name, Table No., Station Name, Table No., Station Name, Table No., Station Name, Table No., Station Name. Lists station numbers for various locations across the country.

Table of station locations with columns for Table No. and location names across various states including Colorado, Idaho, Oregon, and Utah.

Table of station locations with columns for Table No. and location names across various states including Oregon, Idaho, Utah, and Nevada.

WESTBOUND Read Down

CHICAGO — LOS ANGELES via Omaha and Salt Lake City

EASTBOUND Read Up

Table A Condensed Schedules. Includes columns for Domeliner City of Los Angeles, The Challenger, and Train 5. Lists stations from Chicago to Los Angeles with arrival and departure times.

NO. 103-104—Domeliner CITY OF LOS ANGELES—DAILY

Cars from Chicago run via C. M. St. P. & P. to Omaha; thence U. P. Coach Seat Reservation Charge—See Page 28. Dome Lounge Car... Chicago—Los Angeles—for sleeping car passengers.

NO. 103-104—THE CHALLENGER Domeliner—DAILY

Cars from Chicago run via C. M. St. P. & P. to Omaha; thence U. P. Coach Seat Reservation Charge—See Page 28. Dome Coach... Chicago—Los Angeles—36 leg rest seats reserved; dome seats not reserved.

NO. 5-6—DAILY

Reclining Seat Coaches... Omaha—Los Angeles—seats not reserved.

▲ Special Coach Seat Reservation Charge. See Page 28. ■ Conditional stop; see Table 1. ▲ Motor Bus between Lund and Cedar City. See Table No. 6 for additional bus service during Park season only.

○ Conditional stop; See Table 3. ● Limited handling of checked baggage on these trains; consult agent. (C.S.T.) Central standard time. (M.S.T.) Mountain standard time. (P.S.T.) Pacific standard time.

CHICAGO — SAN FRANCISCO—via Omaha

WESTBOUND Read Down

EASTBOUND Read Up

Table B Condensed Schedules. Includes columns for Domeliner City of San Francisco, Table B, and Domeliner City of San Francisco. Lists stations from Chicago to San Francisco with arrival and departure times.

NO. 103-9-SP 101; SP 102-UP 10-104—Domeliner CITY OF SAN FRANCISCO—DAILY

Trains run via C. M. St. P. & P. Chicago—Omaha; U. P. Omaha—Ogden; S. P. Ogden—San Francisco.

Coach Seat Reservation Charge—See Page 28.

Dome Lounge Car ⊗... Chicago—Cheyenne. Streamlined Sleeping Cars. Chicago—San Francisco—Double Bedrooms, Roomettes. Reclining Seat—Leg Rest Coaches... Chicago—San Francisco—all seats reserved.

Passengers use Motor Bus between trainside at Oakland (16th Street) and San Francisco (3rd and Townsend Station) via the Bay Bridge, affording a panoramic view of the San Francisco Bay area.

⊗ These lounge cars are for exclusive use of sleeping car passengers. The City of San Francisco has a lounge car for coach passengers. ■ Conditional stop; see Table 1. (C.S.T.) Central standard time. (M.S.T.) Mountain standard time. (P.S.T.) Pacific standard time.

● Limited handling of checked baggage on this train; consult agent.

Time from 12:01 midnight to 12:00 noon shown in light face type. Time from 12:01 noon to 12:00 midnight shown in heavy face type.

CHICAGO—OMAHA—DENVER

WESTBOUND Read Down

EASTBOUND Read Up

Table C Condensed Schedules. Includes columns for Advance Coach Seat Reservations Required, City of Denver, Table C, City of Denver, and Advance Coach Seat Reservations Required. Lists stations from Chicago to Denver with arrival and departure times.

NO. 105-111;112-106—CITY OF DENVER—DAILY

Trains runs via C. M. St. P. & P. Chicago—Omaha; U. P. Omaha—Denver. Streamlined Sleeping Car... Chicago—Denver—Roomettes, Double Bedrooms. Reclining Seat—Leg Rest Coaches... Chicago—Denver (all seats reserved).

■ Stops to let off or take paying passengers to or from points where these trains are regularly scheduled to stop. ● No. 111 stops to take paying passengers for Denver and beyond, or to let off paying passengers from Omaha or beyond; No. 112 stops to take paying passengers for Omaha or beyond or to let off paying passengers from Denver or beyond.

CHICAGO — PORTLAND and SEATTLE via Omaha and Cheyenne

Table D: Condensed Schedules. All Trains Daily. C. M. St. P. & P. Union Pacific. Domeliner City of Portland 105 Daily Example. Trains 5-17 Daily Example. Trains 18-6 Daily Example.

NOS. 105-106—Domeliner CITY OF PORTLAND—DAILY. C. M. St. P. & P. to Omaha; No. 457-460 Portland-Seattle. Dome Lounge Car... Reclining Seat—Leg Rest Coaches... Dining Car... Nos. 5-17-18-6—Daily. U. P. No. 5-6—Cheyenne; No. 17-18—Portland.

SAVE! UNION PACIFIC'S LOW FAMILY FARES IN EFFECT DAILY. GOOD IN COACHES AND SLEEPING-CARS. LIBERAL BAGGAGE ALLOWANCE. See or call your nearest Union Pacific office for complete information and reservations. UNION PACIFIC RAILROAD logo.

Motor Bus. This service is provided passengers arriving or departing Shoshone and holding proper tickets to and from Sun Valley, Idaho. Conditional stop; see Table 20. (f) Stops only on signal.

Limited handling of checked baggage on Trains 105-106; consult agent. Daily train No. 457-458. † Daily Train No. 460. (C.S.T.) Central Standard time. (M.S.T.) Mountain Standard time. (P.S.T.) Pacific Standard time. Time from 12.01 midnight to 12.00 noon shown in light face type. Time from 12.01 noon to 12.00 midnight shown in heavy face type.

We solicit your kind consideration and cooperation . . . PLEASE DON'T BE A "NO SHOW." (A "no show" is the person who reserves coach or Pullman accommodations in advance and then fails to cancel out when his plans change.) So that we may serve you better, please be sure to cancel reservations promptly when it is found you will not use the space you have reserved. We can then serve you and others better by not having any space go unused.

ST. LOUIS and KANSAS CITY — LOS ANGELES via Denver

Table E: Condensed Schedules. WESTBOUND—Read Down. EASTBOUND—Read Up. Domeliner City of Los Angeles 103 Daily Example. Train 17-5 Daily Example. Domeliner City of Kansas City 104-10 Daily Example. Train 6-18 Daily Example. Domeliner City of Los Angeles 104 Daily Example. Operates from Chicago via Omaha. Lv St. Louis (N&W) (C.S.T.). Ar Kansas City (U. P.). Lv Lawrence. Ar Topeka. Lv Manhattan. Ar Junction City. Lv Salina. Ar Ellis (O.S.T.). Lv Ellis (M.S.T.). Ar Oakley. Ar Denver. Lv Denver. Ar La Salle. Ar Greeley. Ar Cheyenne. Ar Cheyenne. Ar Laramie. Ar Rawlins. Ar Green River. Ar Green River. Ar Green River. Ar Ryanston. Ar Ogdén. Ar Salt Lake City. Ar Salt Lake City. Ar Milford. Ar Lund. Ar Cedar City (Gateway to Utah-Ariz. Natl. Parks). Lv Cedar City (Gateway to Utah-Ariz. Natl. Parks). Ar Lund. Ar Callente (M.S.T.). Ar Las Vegas (P.S.T.). Ar Las Vegas. Ar Barstow. Ar San Bernardino. Ar Riverside. Ar Pomona. Ar East Los Angeles. Ar Los Angeles (P.S.T.). Ar Alhambra. Ar Pasadena. Ar Glendale (City). Ar Anaheim. Ar Orange (Santa Ana). Ar Long Beach. Ar San Pedro (P.S.T.).

NO. 9-103; 104-10—Domeliner CITY OF KANSAS CITY—DAILY. N & W 209-210—Kansas City; No. UP 9-10—Cheyenne; 103-104 Los Angeles. Dome Lounge Car... Streamlined Sleeping Cars... Dome Coach... Reclining Seat—Leg Rest Coaches... Club Lounge Car... Dining Car... Cafe Lounge Car... NO. 17-5; 6-18—DAILY. No. 17-18—Cheyenne; No. 5-6—Los Angeles. Reclining Seat Coaches... Buffet-Lounge Car...

NO. 103-104—Domeliner CITY OF LOS ANGELES—DAILY. (See Table A, Page 6 for equipment). C—Conditional stop; See Table 3. Conditional stop; see Table 30. Motor bus between Lund and Cedar City. Motor bus connections with main line trains at East Los Angeles.

Union Pacific Motor Coach Service TO AND FROM EAST LOS ANGELES, CALIF. The Union Pacific maintains a passenger station at East Los Angeles, from which it operates motor coaches direct to Glendale, Pasadena, Alhambra, San Pedro, Long Beach, Disneyland Hotel, Anaheim, Orange, Fullerton, La Habra, Whittier and intermediate points. Passengers ticketed for those places may leave train at East Los Angeles where waiting motor coaches will take them direct to destination without extra charge.

ST. LOUIS—KANSAS CITY—PORTLAND—SEATTLE via Denver

Table F Condensed Schedules All Trains Daily. Table G Condensed Schedules All Trains Daily. Includes routes for St. Louis, Kansas City, Portland, and Seattle via Denver.

NO. 17-18—PORTLAND ROSE—DAILY
Streamlined Sleeping Cars Denver—Portland—Sections, Roomettes, Double Bedrooms. (Occupancy until 7:30 a.m.)
Reclining Seat Coaches... Kansas City—Portland.

NO. 9-105; 106-10—Domeliner—CITY OF KANSAS CITY—CITY OF PORTLAND—DAILY
Dome Lounge Car... Cheyenne—Portland.
Streamlined Sleeping Cars Kansas City—Portland—Roomettes, Double Bedrooms.

ST. LOUIS—KANSAS CITY—SAN FRANCISCO via Denver

Table G Condensed Schedules All Trains Daily. Includes routes for St. Louis, Kansas City, and San Francisco via Denver.

NO. 9-SP 101; SP 102-UP 10—Domeliner—CITY OF KANSAS CITY—CITY OF SAN FRANCISCO—DAILY
N & W No. 209-210—Kansas City; No. 9-10—Ogden; S. P. No. 101-102—San Francisco.
Coach Seat Revervation Charge—See Page 28.

NO. 9-105-BUS; 19-106-10—Domeliner—CITY OF KANSAS CITY—CITY OF PORTLAND
N & W 209-210—Kansas City; U.P. No. 9-10—Cheyenne; 105-(Pendleton) 106—Hinkle; Bus-No. 19 Spokane
See Table D and H for equipment

ST. LOUIS—KANSAS CITY—DENVER

Table H Condensed Schedules All Trains Daily. Includes routes for St. Louis, Kansas City, and Denver.

Equipment for Table H
NO. 9-10 Domeliner CITY OF KANSAS CITY—DAILY
N & W 209-210—Kansas City; U. P. 9-10—Denver.
Coach Seat Reservation Charge—See Page 28.

DENVER—SALT LAKE CITY

Table J Condensed Schedules All Trains Daily. Includes routes for Denver and Salt Lake City.

Equipment for Table J
NO. 9-103; 104-10—Domeliner CITY OF KANSAS CITY—DAILY
Coach Seat Reservation Charge—See Page 28.
Streamlined Sleeping Cars Denver—Salt Lake City—Roomettes, Double Bedrooms (Kansas City—Los Angeles).

ST. LOUIS—KANSAS CITY—DENVER—SPOKANE

Table K Condensed Schedules All Trains Daily. Includes routes for St. Louis, Kansas City, Denver, and Spokane.

Equipment for Table K
NO. 9-105-BUS; 19-106-10—Domeliner—CITY OF KANSAS CITY—CITY OF PORTLAND
N & W 209-210—Kansas City; U.P. No. 9-10—Cheyenne; 105-(Pendleton) 106—Hinkle; Bus-No. 19 Spokane
See Table D and H for equipment

Motor Bus, Rail tickets honored.
Checked baggage not handled to or from station at Kansas City, Kans.
Conditional stop; see Tables 24 or 30.
(C.S.T.) Central Standard Time.
(M.S.T.) Mountain Standard Time.
(P.S.T.) Pacific standard Time.
Time from 12.01 midnight to 12.00 noon shown in light face type.
Time from 12.01 noon to 12.00 midnight shown in heavy face type.

Check the advantages of the... Low Family Fares

In effect daily. Good in coaches and sleeping-cars. Liberal baggage allowance.
Ask your local Union Pacific Agent or Travel Agent to figure the cost.

CHICAGO-ST. LOUIS-KANSAS CITY-DENVER-POCATELLO-YELLOWSTONE-TETON

Table L Summer Season (June 10 - August 26) All Trains Daily. Includes routes between Chicago, St. Louis, Kansas City, Denver, Pocatello, and Teton.

9-105; 106-10 CITY OF KANSAS CITY-PORTLAND-DAILY. N & W 209-210, St. Louis-Kansas City; No. 9-10-Cheyenne; No. 105-106-Pocatello.

See Table E for equipment.

105-Bus; Bus-106 CITY OF PORTLAND-DAILY

C. M. St. P. & P. No. 105-106-Omaha; No. 105-106-Pocatello.

See Table D for equipment.

SALT LAKE CITY - POCATELLO - BUTTE

Table O Condensed Schedules Tri-Weekly. Includes routes between Salt Lake City, Pocatello, and Butte.

No. 35; 36-BUTTE SPECIAL-TRI-WEEKLY. See Note O.

No. 35-36 Salt Lake City - Butte.

Sleeping Car-Snack Bar...Salt Lake City - Butte-4 Sec., 6 Rmte., 4 Dbl. Bdrm. Snack and beverage service.

Reclining Seat Coaches...Salt Lake City - Butte-not reserved.

Footnotes for Page 12

(f) Stops only on signal.

Pocatello, Idaho is rail gateway to Yellowstone-Grand Geton National Parks. During Park season (June 10 through August 26) motor buses transport passengers between Pocatello and the Parks. Consult Agent.

No. 35 leaves Salt Lake City on Thu., Sat. and Mon.

No. 36 leaves Butte on Fri., Sun. and Tue.

(C.S.T.) Central standard time; (M.S.T.) Mountain standard time; (P.S.T.) Pacific standard time. Time from 12.01 midnight to 12.00 noon shown in light face type.

Time from 12.01 noon to 12.00 midnight shown in heavy face type.

FOR BUSINESS OR PLEASURE RELAX ON A TRAIN- RENT A CAR - AVIS OR HERTZ AT YOUR DESTINATION

LOS ANGELES-SPOKANE-PORTLAND Via Shoshone(SUN VALLEY)-Boise-Nampa

Table R Condensed Schedules All Trains Daily. Includes routes between Los Angeles, Spokane, Portland, Shoshone, Boise, and Nampa.

Equipment for Table R

NO. 104-105-(Bus)-CITIES OF LOS ANGELES-PORTLAND-DAILY. No. 104 to Green River; No. 105 to Portland; (Bus, Pendleton to Spokane.) See Tables A and D for equipment.

NO. 106-(19)-103-CITIES OF PORTLAND-LOS ANGELES-DAILY. No. 106 to Green River; (No. 19 Spokane to Hinkle; No. 103 to Los Angeles.) See Tables A and D for equipment.

SALT LAKE CITY - BOISE - PORTLAND - SEATTLE

Table T Condensed Schedules All Trains Daily. Includes routes between Salt Lake City, Boise, Portland, and Seattle.

Equipment for Table T

NO. 104-105-457-CITIES OF LOS ANGELES-PORTLAND-DAILY. No. 104 to Green River; No. 105 to Portland; No. 457 to Seattle. See Tables A and D for equipment.

NO. 460-106-103-CITIES OF PORTLAND-LOS ANGELES-DAILY. No. 460 to Portland, No. 106 to Green River; No. 103 to Salt Lake City. See Tables A and D for equipment.

CHICAGO - OMAHA - SPOKANE Walla Walla-Lewiston-Moscow-Pullman

Table S Condensed Schedules All Trains Daily. Includes routes between Chicago, Omaha, Spokane, Walla Walla, Lewiston, Moscow, and Pullman.

Equipment for Table S

NO. 105-Domeliner CITY OF PORTLAND-DAILY. No. 105 to Pendleton; Bus to Spokane. Dome Lounge Car...Chicago to Pendleton. Streamlined Sleeping Cars Chicago to Pendleton-Bedrooms, Roomettes. Reclining Seat Coaches...Chicago to Pendleton (leg rest seats-all reserved). Dome Coach...Chicago to Pendleton-36 leg rest seats reserved; dome seats not reserved. Dining Car...Chicago to Pendleton-club and a la carte service. Buffet-Lounge Car...Chicago to Pendleton-Cafeteria meal service, snacks and beverages. (Operates approx. June 15 to Sept. 2nd).

NO. 19-SPOKANE TO HINKLE-DAILY. Reclining Seat Coaches...Spokane to Hinkle (seats not reserved).

NO. 106-Domeliner CITY OF PORTLAND-DAILY. No. 19 to Hinkle; No. 106 to Chicago. Dome Lounge Car...Hinkle to Chicago. Streamlined Sleeping Cars.Hinkle to Chicago-Bedrooms, Roomettes. Reclining Seat Coaches...Hinkle to Chicago (leg rest seats-all reserved). Dome Coach...Hinkle to Chicago-36 leg rest seats reserved; dome seats not reserved. Dining Car...Hinkle to Chicago-club and a la carte service. Coffee Shop-Lounge Car...Hinkle to Chicago-Moderately priced meals and lounge for coach passengers. (Operates approx. June 15 to Sept. 2).

Conditional stop; see Table 20

Motor Bus. This service is provided passengers arriving or departing Shoshone and holding proper tickets to and from Sun Valley. No bus service during period Sun Valley is closed Oct. 20 to Dec. 16 and Apr. 1 to May 1. (M.S.T.) Mountain Standard time

Via Western Greyhound Bus north of Pendleton, rail tickets honored. (C.T.) Central time. (M.T.) Mountain time. (P.T.) Pacific time.

Time from 12.01 midnight to 12.00 noon shown in light face type. Time from 12.01 noon to 12.00 midnight shown in heavy face type.

PORTLAND, TACOMA AND SEATTLE

Table with columns for train numbers (407, 459, 457, Table W, 460, 408, 458) and destinations (Portland, Tacoma, Seattle).

Equipment for Table W NORTHBOUND

NO. 457-DAILY Club-Lounge Car... Portland to Seattle. Reclining Seat Coaches... Portland to Seattle (not reserved). Dining Car... Portland to Seattle.

NO. 407-DAILY Parlor Car... Portland to Seattle (R. R. Owned). Reclining Seat Coaches... Portland to Seattle. Buffet-Dining Car... Serving cafeteria style meals enroute.

NO. 459-DAILY Reclining Seat Coaches... Portland to Seattle. Sandwich Service... Portland to Seattle.

SOUTHBOUND

NO. 460-DAILY Reclining Seat Coaches... Seattle to Portland. Sandwich Service... Seattle to Portland.

NO. 408-DAILY Parlor Car... Seattle to Portland (R. R. Owned). Reclining Seat Coaches... Seattle to Portland. Buffet-Dining Car... Serving cafeteria style meals enroute.

NO. 458-DAILY Club-Lounge Car... Seattle to Portland. Reclining Seat Coaches... Seattle to Portland (not reserved). Dining Car... Seattle to Portland.

Rail Travel Credit Cards

Now any person or company with proper credit may arrange for a convenient Charge-it Card. They are good on Union Pacific and many other railroads; can be used not only for rail and sleeping car tickets, but for services in dining cars and club lounge cars, if latter not prohibited by State law.

Check the advantages of the Low Family Fares

- Saves money when family travels together by train.
• Good in coaches or sleeping cars.
• Liberal free baggage allowance.
• Good any day of week — going or returning.
• Good on all trains.
• Good for either one-way or round trip travel.

ASK YOUR LOCAL TRAVEL OR UNION PACIFIC AGENT TO GIVE YOU FULL DETAILS AND COST.

UNION PACIFIC RAILROAD

BAGGAGE ALLOWANCE-150 POUNDS

One hundred and fifty (150) pounds of baggage may be checked to destination on each full fare ticket, 75 pounds for each half-fare ticket for only 25 cents for each hand bag, 50 cents for each trunk. You may declare additional value on your checked baggage up to \$2,500.00 upon payment of a nominal charge, or purchase St. Paul Fire & Marine Insurance Co. baggage insurance in any amount. Consult agent.

Call R.E.A EXPRESS FOR EAGER-BEAVER SERVICE



◆ Arrives, departs Seattle Union Depot. ◇ Arrives, departs Seattle King Street Station. ▲ Rail station is at Kelso. There is bus service between Kelso and Longview every 20 minutes. ○ Motor Bus, Rail tickets honored.

Chicago and Omaha to Colorado, Utah, California and Pacific Northwest

Large table with columns for WESTBOUND-Read Down and EASTBOUND-Read Up, listing train numbers, routes, and fares for various destinations like Chicago, Omaha, Denver, and Salt Lake City.

Railroad Transfer Service PASSENGERS-BAGGAGE CHICAGO, ILL. THERE IS NO EXTRA CHARGE

FOR TRANSFERRING BETWEEN CHICAGO STATIONS The transfer coupon on your through ticket entitles you to a transfer of luggage and a comfortable ride in a railroad transfer service temperature

controlled coach from your incoming Chicago train to your outgoing station at no cost. SPECIAL LUGGAGE SERVICE If you have three hours or more between trains, you can give your luggage to the railroad

transfer service agent upon arrival, before boarding coaches, and pick it up at the parcel room of the outgoing station. The charge will be the usual parcel room checking fee, plus 25 cents.

For explanation of reference marks, see page 16.

Chicago and Omaha to Colorado, Utah, California and Pacific Northwest

Table No. 2 The Overland Route. WESTBOUND—Read Down and EASTBOUND—Read Up. Includes columns for DOME-LINER City of San Fran., The Challenger, DOME-LINER City of Portland, DOME-LINER City of Kansas, Train, and PORTLAND ROSE. Lists stations from Cheyenne to Los Angeles and Portland.

For Complete Schedules, Ogden—Los Angeles, see Table 3; Green River—Portland, Table 20; Ogden—San Francisco, Table 14; Denver—Kansas City—St. Louis, Tables 24 and 30.

Footnotes for Tables 1 and 2

- ▲ See page 27 for motor bus connections with U. P. trains at Omaha Fremont, Columbus and Grand Island.
△ Limited handling of checked baggage on these trains; consult agent.
(f) Stops only on signal.
♦ Mileage shown on mile posts is from Council Bluffs. See General Information, page 2.
# Stops to let off revenue passengers from Sidney, Nebr. or beyond.
A Stops to take or let off paying passengers Denver and beyond; or to let off or take paying passengers Omaha or beyond.
C Stops to take paying passengers for Las Vegas or beyond.
D Stops to let off paying passengers from Cheyenne or beyond; also to take for Omaha or beyond.
E Stops to let off paying passengers from Cheyenne or beyond.
F Stops to let off paying passengers from Denver or East.
G Stops to take on or let off paying passengers for or from Reno or beyond.
H Stops to let off paying passengers from points beyond Savanna.
J Stops to let off paying passengers from Las Vegas or beyond.
K Stops to take paying passengers for points beyond Savanna.
L Stops to take revenue passengers for Sidney, Nebr. or beyond.
M Stops to take paying passengers for North of Granger, or for Ogden and beyond.
N Stops to let off paying passengers from Omaha or beyond; also to take paying passengers for North of Granger, or for Ogden and beyond.
O Stops to take or let off paying passengers.
P Stops to let off paying passengers from Cheyenne or East.
V Stops to let off paying passengers from Granger or beyond; also to take paying passengers for Denver, or beyond.
W Stops to let off paying passengers from Granger or beyond; also to take paying passengers for Cheyenne or beyond.
Z Stops to let off paying passengers from Hampshire; also from Savanna or beyond.
NOTE—There is bus service between Kimball and Gering, Harrisburg and Scottsbluff, Nebr. On arrival Kimball consult local bus agent about bus schedules.

Between Chicago, Omaha, Denver, Ogden, Salt Lake City and Los Angeles

Table No. 3 The Overland Route. WESTBOUND—Read Down and EASTBOUND—Read Up. Includes columns for Train, DOME-LINER City of Kansas, The Challenger, DOME-LINER City of Los Angeles, and Elevation. Lists stations from Chicago to Los Angeles.

Low Family Fares in effect daily. Good in sleeping cars and coaches.

For equipment, see pages 6 to 14, inclusive.

Footnotes for Table 3

- ▲ Motor bus between Lund and Cedar City. See Table No. 6 with footnote for additional bus service during Park season only.
♦ Motor bus connections with main line trains at East Los Angeles.
● Limited handling of checked baggage on these trains; consult agent.
(f) Stops only on signal.
C Stops to let off paying passengers from Ogden or beyond; or to take for Los Angeles.
D Stops to let off or take passengers.
E Stops to let off paying passengers from Los Angeles; or to take for Ogden or beyond.
N See Tables 24 and 30 for service between St. Louis, Kansas City, Denver and Cheyenne.
♦ Mileage shown on mile posts is from Council Bluffs. See General Information, page 2.
(C.S.T.) Central Stand. Time (M.S.T.) Mount. Stand. Time (P.S.T.) Pacific Stand. Time.
Time from 12:01 midnight to 12:00 noon shown in light face type.
Time from 12:01 noon to 12:00 midnight shown in heavy face type.

UNION PACIFIC offers stopover privileges at fabulous LAS VEGAS enroute to and from Southern California via the DOMELINERS CITY OF LOS ANGELES THE CHALLENGER CITY OF KANSAS CITY

Between Chicago, Omaha, Denver, Ogden, Salt Lake City and Los Angeles

Table No. 3 The Overland Route Pacific Standard Time. WESTBOUND—Read Down and EASTBOUND—Read Up. Includes train numbers, departure times, and station names from Chicago to Los Angeles.

Footnotes for Tables 5 to 11, Inclusive. Daily motor coach service of the Union Pacific Stage Co. shown in tables 7, 8 and 9, is operated over public highways. Rail tickets honored.

See tables 7, 8 and 9 on this page, for more complete motor bus schedules to and from East Los Angeles.

Salt Lake City — Provo — Lyndyl. Table No. 5 Mountain Standard Time. Includes train numbers, departure times, and station names.

East Los Angeles — Pasadena — Glendale. Table No. 7 Pacific Time. Includes motor bus numbers, departure times, and station names.

East Los Angeles — Long Beach — San Pedro. Table No. 8 Pacific Time. Includes motor bus numbers, departure times, and station names.

East Los Angeles — Whittier — Anaheim. Table No. 9 Pacific Time. Includes motor bus numbers, departure times, and station names.

Salt Lake City—Lund—Cedar City—Los Angeles. Table No. 6 Mountain Standard Time. Includes train numbers, departure times, and station names.

Las Vegas—Boulder City—Hoover Dam—Lake Mead. Table No. 10 Pacific Time. Includes schedule numbers, departure times, and station names.

Las Vegas—Phoenix—Tucson (Las Vegas—Tonopah—Reno Stage Line). Table No. 11. Includes bus numbers, departure times, and station names.

Motor bus between Lund and Cedar City, gateway to Zion, Bryce Canyon, Grand Canyon National Parks. Operates Only During Park Season, June 9 - Sept. 2. Freight service only.

For equipment, see pages 6 to 14 inclusive. For explanation of reference marks in table 3, see page 17; in tables 5 to 11, see top of this page.

Chicago, Omaha, Ogden and San Francisco

Table No. 14 The Overland Route. WESTBOUND Read Down and EASTBOUND Read Up. Includes train numbers, departure times, and station names from Chicago to San Francisco.

(f) Stops only on signal. Limited handling of checked baggage on these trains; consult agent. Leaves and arrives from Third Street station. Mileage shown on mile posts is from Council Bluffs; See General Information, page 2. See page 26 for motor bus connections with U. P. trains at Omaha, Fremont, Columbus and Grand Island.

Chicago, Omaha and Denver

Table No. 17 The Overland Route All Trains Daily. WESTBOUND—Read Down and EASTBOUND—Read Up. Includes train numbers, departure times, and station names from Chicago to Denver.

Northland Greyhound bus between La Salle and Cheyenne on which tickets reading via Union Pacific will be honored. W. G. L. connecting Bus leaves Sacramento at 11:05 A.M. for San Joaquin Valley Points. (C.S.T.) Central standard time. (M.S.T.) Mountain standard time. (P.S.T.) Pacific standard time.

Between Chicago, Omaha and Spokane, Portland, Tacoma and Seattle

Table No. 20 The Overland Route. WESTBOUND-Read Down and EASTBOUND-Read Up. Includes city names, mileposts, and times.

Footnotes for Pages 20 and 21

Motor bus. This service is provided passengers arriving or departing Shoshone and holding proper tickets to and from Sun Valley, Idaho.

No bus service during period Sun Valley is closed Oct. 20 to Dec. 16 and Apr. 1 to May 1.

Pocatello, Idaho is rail gateway to Yellowstone - Grand Teton National Parks. During summer season (June 10 through August 26) motor buses transport passengers between Pocatello and Yellowstone-Grand Teton National Parks.

No. 17 originates at Kansas City, Mo., and No. 18 terminates there. Nos. 5 and 6 from and to Omaha connect with Nos. 17 and 18 at Cheyenne.

\* Daily.

(f) Stops only on signal.

A Stops to let off paying passengers from Tacoma and beyond; also to take for Vancouver and beyond.

D Stops to take paying passengers for Pendleton or beyond.

E Stops to take paying passengers for Green River and beyond; also to let off from Pocatello and beyond.

K Stops to take paying passengers for Vancouver and beyond.

L Stops to let off paying passengers from Green River and beyond; also to take for Pocatello and beyond.

N Stops to let off paying passengers from Pocatello or beyond.

O Stops to take on paying passengers for Pocatello or beyond.

S No. 105 stops to let off paying passengers from Omaha, Denver or beyond and to take paying passengers for Portland, Spokane or beyond. No. 106 stops to let off paying passengers from Portland, Spokane or beyond and to take paying passengers for Denver, Omaha or beyond.

T Stops to take paying passengers for Pocatello, Ogden or beyond; also to let off from Huntington and beyond.

U Stops to let off paying passengers from Vancouver and beyond; also to take for Tacoma, Seattle and beyond.

V Stops to let off paying passengers from Portland and beyond on Tuesdays only.

Y For service between St. Louis, Denver and Cheyenne, see tables 24 and 30.

Z Stops to let off paying passengers from Ogden, Pocatello, and beyond; also to take for Huntington and beyond.

(Continued on next page)

Between Chicago, Omaha and Spokane, Portland, Tacoma and Seattle

Table No. 20 (Continued) The Overland Route. WESTBOUND-Read Down and EASTBOUND-Read Up. Includes city names, mileposts, and times.

Footnotes for Pages 20 and 21

(Continued from page 20)

\* Bus from Pendleton.

Stops to let off paying passengers from Vancouver and beyond; also to take for points beyond Seattle.


Stops to let off paying passengers from Spokane and East.

Mileage shown on mile posts is from Council Bluffs, See General Information, Page 2

Between Portland, Tacoma and Seattle

All tickets over these lines are interchangeable and good on any train listed below.

Table No. 20A Continued Pacific Standard Time. Includes city names, mileposts, and times.



St. Louis, Kansas City, and Denver

Table No. 24 The Overland Route. WESTBOUND Read Down, EASTBOUND Read Up. Includes stations like St. Louis, Kansas City, and Denver with departure and arrival times.

Table No. 31 Denver - La Salle - Greeley - Ft. Collins. (F. W. G.—Daily Bus Service—Colorado Motor Way—Daily Bus Rail Tickets Honored)

Denver, Cheyenne and Salt Lake City

Table No. 30 The Overland Route. WESTBOUND Read Down, EASTBOUND Read Up. Includes stations like Denver, Cheyenne, and Salt Lake City.

Solomon - Beloit, Kansas City - Salina, Plainville - Oakley. Includes Table No. 26 and Table No. 28.

Kansas City - Salina, McPherson. Includes Table No. 27.

Echo - Coalville - Park City. Includes Table No. 32.

Laramie - Centennial - Walden, Walcott - Saratoga Encampment. Includes Table No. 33 and Table No. 34.

Salt Lake City, Ogden, Pocatello, Idaho Falls and Butte

Table No. 36 The Overland Route. WESTBOUND Read Down, EASTBOUND Read Up. Includes stations like Salt Lake City, Ogden, Pocatello, Idaho Falls, and Butte.

Cache Junction - Logan - Preston, Ogden - Brigham - Malad

Table No. 37, Table No. 38. Includes stations like Cache Junction, Logan, Preston, Ogden, Brigham, and Malad.

Pocatello - Yellowstone (Summer Season) (June 10 - August 26). Includes Table No. 39.

Idaho Falls - Victor. Includes Table No. 40.

Footnotes for Pages 22 and 23

- A Stops to take on or to let off paying passengers. B Stops to take paying passengers for Denver and beyond. C Stops to let off paying passengers from Denver and beyond. D Stops to take paying passengers for Salina or beyond. E Stops to let off paying passengers; also to take for Idaho Falls or beyond. H Stops to take paying passengers; also let off from Idaho Falls or beyond. J Stops to let off paying passengers from Granger or beyond, also to take paying passengers for Denver or beyond. K Freight service only. N Stops to let off paying passengers from Topeka, Lawrence and Kansas City or beyond; also to take for Denver or beyond. O Stops to let off paying passengers from Denver or beyond; also to take for Kansas City or beyond. R Stops to take paying passengers for Denver or beyond; also to let off paying passengers from Salina and east thereof. T Stops to let off paying passengers from Denver and beyond; also to take for Salina and east thereof where train is scheduled to stop.



Connecting Bus Service

Table No. 79 (Pacific Time) connecting Spokane, Kellogg, Wallace. Includes bus times and mileages.

Table No. 84 (Pacific Time) connecting Pendleton, Walla Walla, Lewiston, Pullman, Moscow, Colfax, Spokane. Includes bus times and mileages.

Table No. 84a (Pacific Time) connecting Pendleton, Walla Walla, Yakima. Includes bus times and mileages.

Table No. 88 (Central Time) connecting Fremont, Lincoln. Includes bus times and mileages.

Table No. 89 (Central Time) connecting Columbus, Lincoln. Includes bus times and mileages.

Table No. 86 (Pacific Time) connecting The Dalles, Bend. Includes bus times and mileages.

Table No. 90 (Central Time) connecting Grand Island, Hastings. Includes bus times and mileages.

Table No. 91 (Central Time) connecting Lincoln, Omaha. Includes bus times and mileages.

Table No. 92 (Central Time) connecting Columbus, Norfolk. Includes bus times and mileages.

Table No. 93 (Mountain Standard Time) connecting Denver, Cheyenne. Includes bus times and mileages.

Connections at Omaha

Table of bus connections at Omaha, including routes to C.M. St. P. & P., C.E. & Q., and C.R.I. & P. Includes times and mileages.

Connections at Kansas City

Table of bus connections at Kansas City, including routes to A.T. & S.F., N.W., and C.R.I. & P. Includes times and mileages.

Connections at Denver

Table of bus connections at Denver, including routes to D & E G W, S.Fe 191, and S.Fe 200. Includes times and mileages.

Connections at Portland

Table of bus connections at Portland, including routes to Southern Pacific and Cascade. Includes times and mileages.

Connections at Seattle

Table of bus connections at Seattle, including routes to Great Northern and Western Pacific. Includes times and mileages.

Connections at Spokane & Butte

Table of bus connections at Spokane & Butte, including routes to N.P. and Southern Pacific. Includes times and mileages.

Connections Los Angeles and San Francisco (Pacific Standard Time)

Table of bus connections between Los Angeles and San Francisco, including routes to Southern Pacific and Southern Pacific Via Coast Line. Includes times and mileages.

Footnotes for Page 26: Center Service Bus Lines, Western Greyhound Lines, Empire Lines, Pacific Trailways, Capitol Stages, Southwestern Greyhound, (Rail tickets honored on above bus lines.), Daily, Daily except Sunday, Stops only on signal, (H.S.) Highway Stop, Busses use bus stations at Denver, Fremont and Lincoln, not railroad depots.



## RESERVED COACH SEAT CHARGES

"THE CHALLENGER" — "CITY OF LOS ANGELES" — "CITY OF SAN FRANCISCO"

BETWEEN	Chicago, Ill.	Savanna, Ill.	Perry, Ia.	Omaha, Neb.	Grand Island, Neb.	North Platte, Nebr.	Sidney, Neb.	Cheyenne, Wyo.	Rawlins, Wyo.	Ogden, Utah	Salt Lake City, Utah	Milford, Utah	Caliente, Nev.	Las Vegas Nev.	Los Angeles, Cal.	Reno, Nev.	Sacramento, Cal.	San Fran- cisco, Cal.
Chicago, Ill.		\$ ②	\$ .75	\$ .75	\$ 1.75	\$ 2.00	\$ 2.00	\$ 2.00	\$ 2.25	\$ 2.25	\$ 2.25	\$ 2.75	\$ 3.00	\$ 3.00	\$ 3.00	\$ 4.00	\$ 4.00	\$ 4.00
Savanna, Ill.	②		.75	.75	1.75	2.00	2.00	2.00	2.25	2.25	2.25	2.75	3.00	3.00	3.00	4.00	4.00	4.00
Perry, Iowa	.75	.75		.75	1.75	2.00	2.00	2.00	2.25	2.25	2.25	2.75	3.00	3.00	3.00	4.00	4.00	4.00
Omaha, Nebr.	.75	.75	.75		1.00	1.25	1.25	1.25	1.50	1.50	1.50	2.00	2.25	2.25	2.25	3.25	3.25	3.25
Grand Island, Nebr.	1.75	1.75	1.75	1.00		1.00	1.25	1.50	1.50	1.50	2.00	2.25	2.25	2.25	3.25	3.25	3.25	
North Platte, Nebr.	2.00	2.00	2.00	1.25	1.00		1.00	1.25	1.25	1.50	2.00	2.25	2.25	2.25	3.25	3.25	3.25	
Sidney, Nebr.	2.00	2.00	2.00	1.25	1.25	1.00		1.00	1.25	1.50	1.50	2.00	2.25	2.25	3.25	3.25	3.25	
Cheyenne, Wyo.	2.00	2.00	2.00	1.25	1.25	1.25	1.00		1.00	1.50	1.50	2.00	2.00	2.00	3.00	3.00	3.00	
Rawlins, Wyo.	2.25	2.25	2.25	1.50	1.50	1.25	1.25	1.00		1.25	1.25	1.75	1.75	2.00	2.00	3.00	3.00	
Ogden, Utah	2.25	2.25	2.25	1.50	1.50	1.50	1.50	1.50	1.25		1.00	1.50	1.50	1.50	2.00	2.25	2.25	
Salt Lake City, Utah	2.25	2.25	2.25	1.50	1.50	1.50	1.50	1.50	1.25	1.00		1.00	1.50	1.50	2.00	2.25	2.25	
Milford, Utah	2.75	2.75	2.75	2.00	2.00	2.00	2.00	1.75	1.75	1.50	1.00		1.00	1.25	1.50			
Caliente, Nev.	3.00	3.00	3.00	2.25	2.25	2.25	2.25	2.00	1.75	1.50	1.50	1.00		1.00	1.25			
Las Vegas, Nev.	3.00	3.00	3.00	2.25	2.25	2.25	2.25	2.00	2.00	1.50	1.50	1.25	1.00		1.00			
Los Angeles, Calif.	3.00	3.00	3.00	2.25	2.25	2.25	2.25	2.00	2.00	1.50	1.50	1.25	1.00	1.00				
Reno, Nev.	4.00	4.00	4.00	3.25	3.25	3.25	3.25	3.00	3.00	2.00						1.00	1.00	
Sacramento, Calif.	4.00	4.00	4.00	3.25	3.25	3.25	3.25	3.00	3.00	2.25						1.00	1.00	
San Francisco, Calif.	4.00	4.00	4.00	3.25	3.25	3.25	3.25	3.00	3.00	2.25						1.00	1.00	

## "CITY OF KANSAS CITY" — "CITY OF KANSAS CITY-CITY OF SAN FRANCISCO"

BETWEEN	Kansas City, Mo.	Topeka, Kan.	Manhattan, Kans.	Salina, Kan.	Russell, Kans.	Oakley, Kans.	Denver, Colo.	Cheyenne, Wyo.	Rawlins, Wyo.	Ogden, Utah	Salt Lake City, Utah	Milford, Utah	Caliente, Nev.	Las Vegas, Nev.	Los Angeles, Cal.	Reno, Nev.	Sacramento, Cal.	San Fran- cisco, Cal.
Kansas City, Mo.		\$ 1.00	\$ 1.00	\$ 1.00	\$ 1.25	\$ 1.25	\$ 1.50	\$ 1.50	\$ 1.50	\$ 1.50	\$ 1.50	\$ 2.00	\$ 2.00	\$ 2.25	\$ 2.25	\$ 3.25	\$ 3.25	\$ 3.25
Topeka, Kans.	1.00		1.00	1.00	1.00	1.00	1.50	1.50	1.50	1.50	1.50	2.00	2.00	2.25	2.25	3.00	3.00	3.00
Manhattan, Kans.	1.00	1.00		1.00	1.00	1.00	1.50	1.50	1.50	1.50	2.00	2.00	2.00	2.25	2.25	3.00	3.00	3.00
Salina, Kans.	1.00	1.00	1.00		1.00	1.00	1.50	1.50	1.50	1.50	2.00	2.00	2.00	2.00	2.00	3.00	3.00	3.00
Russell, Kans.	1.25	1.00	1.00	1.00		1.00	1.50	1.50	1.50	1.50	2.00	2.00	2.00	2.00	2.00	3.00	3.00	3.00
Oakley, Kans.	1.25	1.00	1.00	1.00	1.00		1.25	1.50	1.50	1.50	2.00	2.00	2.00	2.00	2.00	3.00	3.00	3.00
Denver, Colo.	1.50	1.50	1.50	1.50	1.50	1.25		1.00	1.25	1.50	1.50	2.00	2.00	2.00	2.00	3.00	3.00	3.00
Cheyenne, Wyo.	1.50	1.50	1.50	1.50	1.50	1.50	1.00		1.00	1.50	1.50	1.75	2.00	2.00	2.00	3.00	3.00	3.00
Rawlins, Wyo.	1.50	1.50	1.50	1.50	1.50	1.50	1.25	1.00		1.25	1.25	1.75	1.75	2.00	2.00	3.00	3.00	3.00
Ogden, Utah	1.50	1.50	1.50	1.50	1.50	1.50	1.50	1.50	1.25		1.00	1.50	1.50	1.50	1.50	2.00	2.25	2.25
Salt Lake City, Utah	1.50	1.50	1.50	1.50	1.50	1.50	1.50	1.50	1.25	1.00		1.00	1.50	1.50	1.50	2.00	2.25	2.25
Milford, Utah	2.00	2.00	2.00	2.00	2.00	2.00	2.00	1.75	1.75	1.50	1.00		1.00	1.25	1.50			
Caliente, Nev.	2.00	2.00	2.00	2.00	2.00	2.00	2.00	2.00	1.75	1.50	1.00	1.00		1.00	1.25			
Las Vegas, Nev.	2.25	2.25	2.25	2.00	2.00	2.00	2.00	2.00	2.00	1.50	1.50	1.00	1.00		1.00			
Los Angeles, Calif.	2.25	2.25	2.25	2.00	2.00	2.00	2.00	2.00	2.00	1.50	1.50	1.25	1.00	1.00				
Reno, Nev.	3.25	3.00	3.00	3.00	3.00	3.00	3.00	3.00	3.00	2.00						1.00	1.00	
Sacramento, Calif.	3.25	3.00	3.00	3.00	3.00	3.00	3.00	3.00	3.00	2.25						1.00	1.00	
San Francisco, Calif.	3.25	3.00	3.00	3.00	3.00	3.00	3.00	3.00	3.00	2.25						1.00	1.00	

Each person occupying a seat, including children, must pay full Reserved Coach Seat Fare.

**NO REFUND** unless space released not later than:

- 48 hours before departure if bought more than 48 hours in advance.
- 24 hours before departure if bought 24 to 48 hours in advance.
- 3 hours before departure if bought on day of departure.

Only exception is for missed connection due to delayed trains.

- ② Charge not applicable locally Chicago-Savanna, Ill. inclusive.

The Reserved Seat charge does not apply on trips made within the State of California.

## UNION PACIFIC TRAINS USE THESE STATIONS

Boise, Idaho: Union Pacific Station.  
Butte, Montana: Union Station.  
Cheyenne, Wyo: Union Pacific Station.  
Chicago, Illinois: Union Station, Canal Street and Jackson Boulevard.  
Denver, Colorado: Union Station.  
Kansas City, Mo: Union Station, Main Street and Union Station Plaza.  
Los Angeles, Calif: Los Angeles Union Passenger Terminal.

East Los Angeles: Union Pacific Station.  
Oakland, Calif: Southern Pacific 16th Street Station.  
Ogden, Utah: Union Station.  
Olympia, Wash: Union Pacific Station.  
Omaha, Nebraska: Union Station, 10th and Marcy Streets.  
Pendleton, Oregon: Union Pacific Station, Corner Main and Frazer Sts.

Pocatello, Idaho: Union Pacific Station.  
Portland, Oregon: Union Station, Sixth and Johnson Streets.  
Riverside, Calif: Union Pacific Station.  
San Bernardino, Calif: Union Station.  
San Francisco, Calif: Third and Townsend Station.  
Salina, Kansas: Union Station.  
Salt Lake City, Utah: Union Pacific Station.

Seattle, Wash: Union Station, 4th Avenue, South, and Jackson Street.  
Spokane, Washington: Union Station.  
St. Louis, Mo: Union Station, 18th and Market Streets.  
Tacoma, Washington: Union Station.  
Topeka, Kansas: Union Pacific Station, Railroad and North Jackson Streets.

# ONE WAY RAIL FARES

The WESTBOUND fares shown herein are those in effect June 19, 1968 taken from latest available tariffs, and do not reflect any change in fares which may be authorized at a subsequent date. Fares are quoted as information only and are not to be used for selling purposes.

FROM	TO	Los Angeles, San Diego, Calif.		San Francisco, Calif.		Portland, Ore.		Seattle, Wash.		Spokane, Walla Walla, Wash.		Salt Lake City, Utah		Denver, Colo.		Boise, Ida.		Las Vegas, Nev.			
		CLASS		FIRST	COACH	FIRST	COACH	FIRST	COACH	FIRST	COACH	FIRST	COACH	FIRST	COACH	FIRST	COACH	FIRST	COACH	FIRST	COACH
		1	2																		
Akron, Ohio (via B&O or E-LRR and Chicago)		\$111.04	\$82.84	\$111.04	\$82.84	\$108.23	\$80.41	\$108.23	\$80.41	\$96.04	\$70.82	\$83.12	\$60.66	\$65.43	\$46.71	\$94.77	\$69.81	\$100.49	\$74.33		
Albany, N. Y. (via Chicago)		146.71	108.63	146.71	108.63	143.90	103.40	143.90	103.40	131.71	95.87	118.79	83.65	101.10	69.70	130.44	92.80	136.16	97.32		
Atlanta, Ga. (via Chicago)		104.64	78.52	104.64	78.52																
Atlanta, Ga. (via St. Louis or Kansas City)		92.32	72.02	92.32	72.02	111.98	86.59	112.61	87.15	100.41	77.53	81.39	62.15	63.26	48.27	93.00	71.67	90.07	70.26		
Baltimore, Md. (via B&O)		138.14	97.30	140.59	99.91	137.78	97.69	137.78	97.69	125.59	88.10	112.67	77.94	94.98	63.99	124.32	87.09	130.04	91.61		
Baltimore Md. (via PC)		142.76	103.14	142.76	103.14	139.95	100.91	139.95	100.91	127.76	91.32	114.84	81.16	97.15	67.21	126.49	90.31	132.21	94.83		
Birmingham, Ala. (via Chicago)		103.88	78.52	103.88	78.52	106.51	84.07	107.14	84.33	94.94	75.01	75.91	59.89	58.22	46.06	87.53	69.15	83.28	73.66		
Birmingham, Ala. (via St. Louis or Kansas City)		85.25	66.96	85.25	66.96	106.51	84.07	107.14	84.33	94.94	75.01	75.91	59.89	58.22	46.06	87.53	69.15	83.28	73.66		
Boston, Mass. (via Albany)		161.25	115.24	161.25	115.24	159.10	115.01	159.10	115.01	146.91	103.42	133.99	93.26	116.30	79.31	145.94	102.41	151.36	106.93		
Buffalo, N. Y. (via PC)		125.24	92.31	125.24	92.31	122.43	90.08	122.43	90.08	110.24	80.49	97.32	70.33	79.63	56.38	108.97	79.48	114.69	84.00		
Charleston, W. Va.		117.25	86.13	117.25	86.13	118.64	88.25	118.64	88.25	106.45	78.66	93.23	67.21	75.12	52.97	104.86	76.36	110.80	80.88		
Chattanooga, Tenn. (via Louisville & Chicago)		100.37	78.52	100.37	78.52	106.18	82.44	106.18	82.44	94.61	73.38	76.35	58.36	62.18	46.06	87.53	69.15	83.28	73.66		
Chattanooga, Tenn. (via St. Louis)		87.87	68.19	87.87	68.19	106.18	82.44	106.18	82.44	94.61	73.38	76.35	58.36	62.18	46.06	87.53	69.15	83.28	73.66		
Chicago, Ill.		89.84	70.76	89.84	70.76	86.89	68.42	86.89	68.42	74.09	58.35	60.52	47.68	41.95	33.03	72.75	57.29	78.76	62.03		
Cincinnati, Ohio (via PC)		104.64	78.52	104.64	78.52	104.98	79.14	104.98	79.14	92.79	69.55	79.87	59.39	62.18	45.36	91.52	68.54	97.24	73.06		
Cleveland, Ohio (via PC)		111.30	83.64	111.30	83.64	108.49	81.41	108.49	81.41	96.30	71.82	83.38	61.66	65.69	47.71	95.03	70.80	100.75	75.33		
Columbus, Ohio (via PC)		109.31	82.32	109.31	82.32	106.50	80.09	106.50	80.09	94.31	70.50	81.39	60.34	63.70	46.04	93.04	69.49	98.76	74.01		
Columbia, S. C. (via Chicago)		104.64	79.76	110.68	85.71	120.75	92.87	121.38	93.43	109.18	83.81	92.21	68.79	74.09	56.01	103.83	77.95	102.46	78.00		
Denver, Colo.		55.31	43.55	55.31	43.55	56.11	44.16	55.53	50.00	56.11	44.16	23.90	18.82	27.42	21.42	36.20	28.49	42.14	33.17		
Des Moines, Iowa (via Omaha)		97.81	79.64	97.81	79.64	99.00	77.11	97.81	77.11	85.08	62.07	45.95	36.23	27.42	21.42	56.22	45.83	64.23	50.58		
Detroit, Mich. (via GT)		103.50	80.24	103.50	80.24	104.98	79.14	104.98	79.14	92.79	69.55	79.87	59.39	62.18	45.36	91.52	68.54	97.24	73.06		
Detroit, Mich. (via C&O)		107.05	80.88	107.05	80.88	104.24	78.65	104.24	78.65	92.05	69.06	79.13	58.90	61.44	44.95	90.78	68.05	96.50	72.57		
Detroit, Mich. (via PC)		107.05	80.88	107.05	80.88	104.24	78.65	104.24	78.65	92.05	69.06	79.13	58.90	61.44	44.95	90.78	68.05	96.50	72.57		
Greensboro, N. C. #		106.49	81.47	114.02	87.42	122.17	93.87	122.80	94.43	110.60	84.81	94.20	69.79	76.09	57.40	105.82	78.95	104.24	79.71		
Hartford, Conn.		154.51	110.49	154.51	110.49	151.70	108.26	151.70	108.26	139.51	93.67	126.59	88.51	108.30	74.56	138.27	97.66	143.96	102.18		
Indianapolis, Ind. (via PC)		97.33	73.92	97.33	73.92	96.71	73.91	96.71	73.91	84.52	64.32	71.60	54.16	53.91	40.21	83.25	63.31	89.97	67.83		
Jackson, Miss. (via Chicago)		103.36	75.51	103.36	75.51	102.98	81.09	102.98	81.09	105.39	83.14	93.19	73.52	68.24	46.94	93.03	73.52	102.34	80.56		
Jackson, Miss. (via St. Louis)		93.36	73.51	100.79	79.45	102.98	81.09	102.98	81.09	105.39	83.14	93.19	73.52	68.24	46.94	93.03	73.52	102.34	80.56		
Jacksonville, Fla. (via Chicago)		104.64	78.58	109.05	84.53	125.18	97.23	125.81	97.67	113.61	88.05	94.58	73.15	74.86	57.44	106.20	82.31	102.46	76.88		
Jacksonville, Fla. (via St. Louis or Kansas City)		101.52	78.58	109.05	84.53	125.18	97.23	125.81	97.67	113.61	88.05	94.58	73.15	74.86	57.44	106.20	82.31	102.46	76.88		
Kansas City, Mo.		71.25	56.12	71.25	56.12	79.97	63.06	79.97	63.06	67.16	52.97	47.95	37.77	25.88	20.40	60.21	47.66	66.19	52.12		
Knoxville, Tenn. (via Chicago)		104.64	78.52	104.64	78.52	108.37	84.02	109.00	84.58	96.80	74.96	80.40	59.94	62.29	47.64	92.02	69.10	97.77	73.61		
Knoxville, Tenn. (via St. Louis)		92.69	71.63	100.22	77.58	108.37	84.02	109.00	84.58	96.80	74.96	80.40	59.94	62.29	47.64	92.02	69.10	97.77	73.61		
Louisville, Ky. (via PC via Chg. or St. L.)		100.37	75.43	100.37	75.43	105.61	79.74	105.61	79.74	93.42	70.15	76.35	56.51	58.24	42.27	87.98	65.66	93.72	70.18		
Memphis, Tenn. (via Chicago)		100.56	78.52	100.56	78.52	96.37	75.93	96.37	75.93	76.02	64.40	79.25	62.78	61.58	48.86	84.20	66.40	96.62	76.35		
Memphis, Tenn. (via St. Louis)		85.21	67.29	91.80	72.34	96.37	75.93	96.40	76.02	84.20	66.40	65.69	51.79	45.43	35.79	78.11	61.52	83.03	65.46		
Miami, Fla. #		117.08	89.70	124.61	95.65	140.70	108.35	141.37	108.79	129.17	89.17	110.14	84.27	90.42	65.96	126.76	93.43	114.83	88.00		
Milwaukee, Wis. (via Chicago)		85.29	73.74	85.29	73.74	90.34	71.40	90.34	71.40	77.54	61.33	63.97	50.66	45.40	36.01	76.20	60.27	82.22	65.02		
Minneapolis, Minn. (via Omaha)		87.58	66.95	87.58	66.95	79.81	62.85	79.81	62.85	78.81	62.85	62.48	46.05	38.42	30.27	69.22	54.48	70.37	60.44		
Minneapolis, Minn. (via Chicago)		100.65	79.50	100.65	79.50	103.37	81.43	103.37	81.43	90.57	71.36	72.78	57.35	52.70	41.54	83.51	65.77	96.99	71.70		
Montgomery, Ala. (via Chicago)		104.64	78.52	104.64	78.52	110.70	87.00	111.33	87.32	99.13	77.70	80.10	62.92	62.41	48.99	91.72	70.07	97.47	76.59		
Montgomery, Ala. (via St. Louis)		85.25	66.96	85.25	66.96	110.70	87.00	111.33	87.32	99.13	77.70	80.10	62.92	62.41	48.99	91.72	70.07	97.47	76.59		
Nashville, Tenn. (via Louisville & Chicago)		100.37	77.86	100.37	77.86	105.30	79.74	105.30	79.74	93.42	70.15	76.35	56.51	58.24	42.27	87.98	65.66	93.72	70.18		
Nashville, Tenn. (via St. Louis)		84.59	68.96	84.59	68.96	99.66	77.80	100.29	78.36	88.09	69.74	69.06	53.72	50.95	39.48	80.68	62.88	83.00	65.20		
New Haven, Conn.		154.51	110.49	154.51	110.49	151.70	108.26	151.70	108.26	139.51	93.67	126.59	88.51	108.30	74.56	138.27	97.66	143.96	102.18		
New Orleans, La. (via Chicago)		102.34	80.58	102.34	80.58	102.98	81.09	102.98	81.09	109.40	82.20	97.10	76.58	81.10	70.83	78.29	61.97	97.10	80.58		
New Orleans, La. (via St. Louis)		93.36	73.51	102.34	80.58	102.98	81.09	102.98	81.09	109.40	82.20	97.10	76.58	81.10	70.83	78.29	61.97	97.10	80.58		
New Orleans, La. (via Kansas City)		82.55	65.02	89.84	70.76	108.31	85.14	114.87	90.51	101.96	80.41	75.92	59.80	56.85	44.79	90.83	71.56	81.88	64.49		
New York, N. Y. (via PC)		152.94	109.55	152.94	109.55	150.13	107.32	150.13	107.32	137.94	97.73	125.02	87.57	107.33	73.62	136.67	96.72	142.39	101.24		
New York, N. Y. (E-LRR from Hoboken)		100.61	78.52	100.61	78.52	147.80	103.87	147.80	103.87	135.61	94.23	122.69	84.12	105.00	70.17	134.34	93.27	140.06	97.79		
Norfolk, Va. (via Chicago)		131.59	95.22	134.35	95.63	140.98	102.88	140.98	10												

## ROUND TRIP RAIL FARES — SIX MONTHS LIMIT

The WESTBOUND fares shown herein are those in effect June 19, 1968 taken from latest available tariffs, and do not reflect any change in fares which may be authorized at a subsequent date. Fares are quoted as information only and are not to be used for selling purposes.

FROM	TO	Los Angeles, San Diego Calif.		San Francisco Calif.		Las Vegas, Nev.		Portland, Ore., Tacoma, Seattle, Wash.		Spokane, Walla Walla, Wn., Lewiston, Idaho.		Salt Lake City, Utah		Cedar City, Utah		Yellowstone Park Idaho Falls, Idaho		Sun Valley, Idaho		Denver, Colo.	
		CLASS	FARE	CLASS	FARE	CLASS	FARE	CLASS	FARE	CLASS	FARE	CLASS	FARE	CLASS	FARE	CLASS	FARE	CLASS	FARE	CLASS	FARE
Akron, Ohio (via B & O)		\$134.85	\$149.05	\$194.85	\$149.05	\$190.45	\$140.25	\$182.20	\$133.65	\$162.40	\$123.15	\$159.20	\$115.65	\$175.40	\$128.40	\$155.20	\$112.50	\$169.60	\$130.35	\$127.35	\$90.55
Albany, N. Y. (via B & O)		265.72	180.27	255.72	180.27	251.32	171.47	245.07	164.87	223.27	154.37	220.07	146.87	234.37	158.12	215.12	142.97	230.47	161.57	188.22	121.77
Atlanta, Ga. (via Chicago)		163.55	140.38	163.55	140.38	163.55	133.35	166.60	129.75	153.20	119.15	146.50	111.90	161.90	126.60	150.10	113.75	160.40	126.35	113.90	86.90
Atlanta, Ga. (via St. Louis)		163.50	137.40	163.50	137.40	163.50	133.35	166.60	129.75	153.20	119.15	146.50	111.90	161.90	126.60	150.10	113.75	160.40	126.35	113.90	86.90
Atlanta, Ga. (via Kansas City)		163.30	137.40	163.30	137.40	163.30	133.35	166.60	129.75	153.20	119.15	146.50	111.90	161.90	126.60	150.10	113.75	160.40	126.35	113.90	86.90
Baltimore, Md. (via B & O)		254.95	133.65	254.95	133.65	250.55	174.85	242.50	166.25	222.50	157.75	219.30	150.25	235.50	163.00	215.30	147.10	229.70	164.95	187.45	125.15
Baltimore, Md. (via PC)		248.13	176.04	248.13	176.04	243.73	167.24	235.48	160.64	215.68	150.14	212.48	142.64	226.78	153.89	207.53	138.74	222.58	157.34	180.63	117.54
Birmingham, N. Y.		229.29	168.14	229.29	168.14	224.89	159.34	216.84	152.74	196.84	142.24	193.64	134.74	145.99	138.69	130.04	104.04	149.49	161.89	109.74	
Birmingham, Ala. (via Chicago)		163.55	132.30	163.55	132.30	163.55	130.25	165.90	121.65	140.50	111.05	133.15	105.65	149.20	117.30	137.40	106.90	147.70	118.25	104.80	82.95
Birmingham, Ala. (via St. Louis or KC)		150.60	128.30	150.60	128.30	150.60	128.30	153.90	121.65	140.50	111.05	133.15	105.65	149.20	117.30	137.40	106.90	147.70	118.25	101.15	79.40
Boston, Mass. (via Albany)		286.12	199.49	286.12	199.49	281.72	190.69	273.47	184.09	265.57	173.59	250.47	166.09	264.77	177.34	245.52	162.19	250.87	180.79	218.62	140.99
Buffalo, N. Y. (via PC)		214.97	157.67	214.97	157.67	210.57	148.87	202.32	142.27	182.52	131.77	179.32	124.27	193.62	135.52	174.37	120.37	189.72	138.97	147.47	99.17
Canton, Ohio		193.74	147.49	193.74	147.49	189.34	138.69	181.09	132.09	161.29	121.59	158.09	114.09	172.38	125.31	153.13	110.16	168.49	128.79	126.24	88.89
Charleston, W. Va. (via Chicago)		215.05	159.88	215.05	159.88	211.16	152.63	202.91	145.23	183.11	134.63	179.91	128.03	194.21	139.62	174.96	124.47	190.31	141.83	148.06	102.43
Charlotte, N. C. (via Chicago or St. Louis)		183.35	151.65	183.35	151.65	183.35	147.55	187.50	143.40	174.15	132.80	165.75	122.95	181.90	138.05	165.50	124.20	181.35	133.05	100.55	
Chattanooga, Tenn. (via Louisville & Chgo.)		171.06	134.00	171.06	134.00	168.66	129.65	159.41	122.30	145.91	111.70	137.41	105.05	155.35	120.15	140.50	106.30	153.11	112.90	116.06	82.93
Chattanooga, Tenn. (via Cincinnati & Chgo.)		183.05	140.38	183.05	140.38	179.16	133.13	170.91	125.73	151.11	115.13	147.91	108.53	158.20	120.15	140.50	106.30	153.11	112.90	116.06	82.93
Chattanooga, Tenn. (via St. Louis)		156.05	131.40	156.05	131.40	156.05	129.65	158.10	122.30	144.90	111.70	136.05	105.05	155.35	120.15	140.50	106.30	151.80	118.90	103.45	79.45
Chicago, Ill.		146.45	120.95	146.45	120.95	141.80	111.70	133.15	104.75	112.35	93.75	108.95	85.25	120.00	94.50	104.50	78.60	119.55	100.95	75.55	59.50
Cincinnati, Ohio (via PC)		183.05	140.38	183.05	140.38	179.16	133.13	170.91	125.73	151.11	115.13	147.91	108.53	158.20	120.15	140.50	106.30	153.11	112.90	116.06	82.93
Cleveland, Ohio (via PC)		191.34	147.13	191.34	147.13	186.94	138.33	178.63	131.73	158.89	121.23	155.69	113.73	169.99	124.98	150.74	109.83	166.09	128.43	123.84	88.63
Columbus, Ohio (via PC)		186.31	143.70	186.31	143.70	181.91	134.90	173.66	128.39	153.86	117.80	150.66	110.30	164.96	121.55	145.71	106.40	161.06	125.00	118.81	85.20
Columbia, S. C. (via Chicago or St. L.)		182.90	151.35	182.90	151.35	182.90	148.60	186.10	143.70	173.90	133.10	168.00	123.85	181.40	139.90	169.60	125.25	181.10	140.30	133.40	100.85
Columbia, S. C. (via Cincinnati & Chgo.)		137.05	151.35	137.05	151.35	137.05	148.60	186.10	143.70	173.90	133.10	168.00	123.85	181.40	139.90	169.60	125.25	181.10	140.30	133.40	100.85
Dallas, Tex. (via Kansas City)		127.65	106.40	127.65	106.40	127.65	106.40	132.95	108.60	125.80	103.45	95.30	75.05	115.90	90.80	108.00	85.65	120.15	96.15	66.15	52.10
Dallas, Tex. (via Denver)		109.00	93.90	109.00	93.90	109.00	93.90	132.95	104.55	125.80	103.45	95.30	75.05	115.90	90.80	108.00	85.65	120.15	96.15	66.15	52.10
Davenport, Iowa		139.20	117.65	139.20	117.65	130.30	101.10	127.00	104.75	111.75	93.75	95.55	75.25	115.45	90.90	95.25	75.00	115.55	92.55	62.15	49.00
Dayton, Ohio (via PC)		179.55	140.12	179.55	140.12	175.15	131.32	156.90	124.72	147.10	114.22	143.90	106.72	158.20	117.97	138.95	102.82	154.30	121.42	112.05	81.62
Decatur, Ill. (via Chicago)		146.45	120.95	146.45	120.95	141.80	111.70	133.15	104.75	112.35	93.75	108.95	85.25	120.00	94.50	104.50	78.60	119.55	100.95	75.55	59.50
Decatur, Ill. (via St. Louis)		146.45	120.95	146.45	120.95	141.80	111.70	133.15	104.75	112.35	93.75	108.95	85.25	120.00	94.50	104.50	78.60	119.55	100.95	75.55	59.50
Denver, Colo.		95.40	79.55	95.40	79.55	95.40	79.55	101.90	80.55	101.90	80.55	101.90	80.55	101.90	80.55	101.90	80.55	101.90	80.55	101.90	80.55
Des Moines, Iowa		129.30	109.50	129.30	109.50	115.65	91.05	118.45	104.75	104.40	89.95	82.80	65.25	104.30	82.20	84.10	66.30	102.80	82.50	49.40	39.00
Detroit, Mich. (via GT)		163.75	139.45	163.75	139.45	159.35	130.65	151.10	124.05	131.30	113.55	128.10	106.05	152.09	117.75	131.30	102.60	138.50	120.75	96.45	81.15
Detroit, Mich. (via N&W)		173.44	139.90	173.44	139.90	169.04	131.10	160.79	124.50	140.99	114.00	137.79	106.50	160.24	122.07	140.89	107.62	148.19	121.20	105.94	81.40
Detroit, Mich. (via PC)		183.53	142.84	183.53	142.84	179.13	134.04	170.88	127.44	151.08	116.94	147.98	109.44	162.18	120.68	142.93	105.54	158.28	124.14	116.03	84.34
Erie, Pa. (via PC)		203.20	152.06	203.20	152.06	198.80	143.26	190.55	136.66	170.75	126.16	167.55	118.66	181.85	129.81	162.60	114.76	177.95	133.36	135.70	93.56
Evansville, Ind. (via St. Louis)		145.30	119.05	145.30	119.05	142.85	111.80	133.65	104.40	120.15	93.80	111.60	87.20	130.90	102.25	116.05	88.40	127.35	101.00	79.00	61.55
Flint, Mich.		160.25	135.95	160.25	135.95	155.85	127.15	147.80	120.65	127.80	110.05	124.60	102.55	139.10	114.00	119.85	98.80	135.00	117.25	92.95	77.65
Fort Wayne, Ind. (via N&W)		161.78	129.37	161.78	129.37	157.39	120.57	149.14	113.97	129.34	103.47	125.14	95.97	142.43	110.28	127.03	95.93	136.64	110.67	94.29	70.87
Fort Wayne, Ind. (via PC)		161.79	129.37	161.79	129.37	157.39	120.57	149.14	113.97	129.34	103.47	125.14	95.97	142.43	110.28	127.03	95.93	136.64	110.67	94.29	70.87
Grand Rapids, Mich.		169.35	133.55	169.35	133.55	164.95	124.75	156.70	118.15	136.90	107.65	133.70	100.15	149.90	112.90	129.70	97.00	144.10	114.85	101.85	75.05
Greensboro, N. C.		189.55	155.30	189.55	155.30	189.55	150.55	191.60	146.20	170.10	135.60	169.60	125.65	187.45	141.05	169.75	127.20	185.30	142.75	137.00	103.35
Harrisburg, Pa.		241.26	172.02	241.26	172.02	236.86	163.22	228.61	156.62	209.81	148.12	205.61	138.62	219.91	149.87	200.66	134.72	216.01	153.32	173.76	113.52
Hartford, Conn.		271.32	189.99	271.32	189.99	266.92	181.19	256.67	174.59	238.87	164.09	235.67	158.59	249.97	167.84	230.72	152.69	246.07	171.29	203.82	131.49
Houston, Tex. (via Kansas City)		127.65	106.40	127.65	106.40	127.65	106.40	132.95	108.60	125.80	103.45	95.30	75.05	115.90	90.80	108.00	85.65	120.15	9		

FROM	TO	Los Angeles, San Diego, Calif.		San Francisco, Calif.		Las Vegas, Nev.		Portland, Ore.; Tacoma, Seattle, Wash.		Spokane, Walla Walla, Wn.; Lewiston, Ida.		Salt Lake City, Utah		Cedar City, Utah		Yellowstone Park, Idaho Falls, Idaho		Sun Valley, Ida.		Denver, Colo.			
		CLASS		FIRST	COACH	FIRST	COACH	FIRST	COACH	FIRST	COACH	FIRST	COACH	FIRST	COACH	FIRST	COACH	FIRST	COACH	FIRST	COACH	FIRST	COACH
Miami, Fla.†		\$205.90	\$167.00	\$205.90	\$167.00	\$205.90	\$167.00	\$215.55	\$165.70	\$202.15	\$155.15	\$198.30	\$151.70	\$205.30	\$159.10	\$198.00	\$150.90	\$209.95	\$162.35	\$162.80	\$123.45		
Milwaukee, Wisc. (CMS&P & P.)		146.45	120.95	146.45	120.95	145.20	117.05	133.15	104.75	112.35	93.75	112.35	91.20	120.00	94.50	139.80	78.80	119.55	100.95	81.75	64.85		
Milwaukee, Wisc. (C & NW)		146.45	120.95	146.45	120.95	145.20	117.05	133.15	104.75	112.35	93.75	112.35	92.60	127.65	101.30	107.45	85.40	119.55	100.95	83.15	65.25		
Minneapolis, Minn. (via Omaha)		142.85	120.95	142.85	120.95	137.25	108.75	*115.06	* 96.30	104.40	93.75	104.40	82.90	124.10	97.80	* 87.00	* 68.55	111.60	98.05	69.20	54.50		
Minneapolis, Minn. (via Chicago)		156.10	129.60	156.10	129.60	155.55	129.10	143.55	114.65	122.70	103.65	122.70	103.25	140.25	110.45	120.05	94.55	129.90	110.85	94.90	74.80		
Montgomery, Ala. (via Chicago)		163.55	135.80	163.55	135.80	163.55	135.85	161.45	127.05	148.05	116.50	144.20	113.30	149.20	117.50	144.90	112.25	155.25	123.70	112.35	88.20		
Montgomery, Ala. (via St. Louis)		150.60	128.30	150.60	128.30	150.60	128.30	161.45	127.05	148.05	116.50	144.20	113.30	149.20	117.50	144.90	112.25	155.25	123.70	105.85	82.55		
Montreal, Quebec		203.25	177.75	203.25	177.75	198.60	168.50	189.95	161.55	169.15	150.55	165.75	142.65	176.80	151.35	166.60	135.45	176.35	157.75	132.35	116.30		
Nashville, Tenn. (via Louisville & Chg.)		171.06	134.00	171.06	134.00	168.66	126.75	159.41	119.35	145.91	108.75	137.41	102.15	143.60	111.80	128.75	97.95	153.55	115.95	104.81	82.65		
Nashville, Tenn. (via St. Louis)		150.90	128.30	150.90	128.30	150.60	121.30	146.35	113.95	132.85	103.35	124.35	96.70	143.60	111.80	128.75	97.95	140.05	110.55	91.75	71.10		
Newark, N. J.		256.34	186.10	256.34	186.10	261.94	177.30	253.69	170.70	233.89	160.20	230.69	152.70	244.99	163.95	225.74	148.80	241.09	167.40	198.84	127.60		
New Haven, Conn.		271.32	189.93	271.32	189.93	266.92	181.19	258.67	174.59	238.87	164.09	235.67	156.59	249.97	167.84	230.72	152.69	246.07	171.29	203.82	131.49		
New Orleans, La. (via Chicago)		159.40	135.80	159.40	135.80	159.40	135.10	154.00	120.95	140.55	110.50	140.55	110.50	159.00	125.15	140.55	110.50	147.75	117.70	140.95	78.90		
New Orleans, La. (via St. Louis)		159.40	135.80	159.40	135.80	159.40	127.15	154.00	120.95	140.55	110.50	140.55	102.55	159.00	125.15	140.55	110.50	147.75	117.70	97.50	78.90		
New Orleans, La. (via Kansas City)		138.55	119.95	138.55	119.95	138.55	116.10	161.70	127.00	147.60	116.05	130.15	107.95	138.55	118.00	147.60	116.05	154.80	123.25	102.35	80.65		
New York, N. Y. (via NYC)		267.55	186.93	267.55	186.93	263.15	178.13	254.90	171.53	235.10	161.03	231.90	153.53	246.20	164.78	226.95	149.63	242.30	168.23	200.05	128.43		
New York, N. Y. (via E-LRR from Hoboken)		263.30	182.44	263.30	182.44	249.98	173.64	240.73	167.04	220.93	156.84	217.73	149.04	231.03	160.29	212.73	145.14	228.13	163.74	185.88	123.94		
Norfolk, Va.†		222.18	170.05	222.18	170.05	222.18	170.05	212.42	160.50	200.20	149.90	200.20	145.95	220.40	161.80	200.20	149.90	207.40	157.10	182.65	120.85		
Oklahoma City, Okla. (via Kansas City)		127.65	106.40	127.65	106.40	127.65	100.95	124.55	108.60	110.70	95.70	95.75	79.10	115.55	91.00	108.85	85.75	117.90	96.25	66.15	52.10		
Oklahoma City, Okla. (via Denver)		109.00	93.90	119.65	100.70	109.00	87.85	124.85	99.50	110.70	91.85	88.30	69.60	108.50	85.45	101.85	80.20	113.15	90.70				
Omaha, Neb.		119.85	102.15	119.85	102.15	109.10	85.20	118.45	103.75	104.40	89.95	75.25	59.35	94.10	74.15	73.90	58.25	92.80	74.45	39.20	30.90		
Peoria, Ill.		143.50	119.65	143.50	119.65	134.05	105.65	130.65	104.75	112.35	93.75	101.20	79.80	120.00	94.50	99.80	78.60	119.55	97.10	67.80	53.40		
Perry, Iowa (via Omaha)		128.60	109.20	128.60	109.20	117.65	92.75	118.45	104.75	104.40	89.95	84.60	69.90	105.65	81.80	83.45	65.90	109.10	82.00	48.75	39.45		
Philadelphia, Pa. (via PC)		255.23	180.05	255.23	180.05	250.83	171.25	242.58	164.65	222.78	154.15	219.58	146.65	233.88	157.90	214.63	142.75	229.38	161.35	187.73	121.65		
Pittsburgh, Pa. (via B & O)		212.35	159.55	212.35	159.55	207.95	150.75	199.70	144.15	179.90	133.65	176.70	126.15	192.90	188.90	172.70	123.00	187.10	140.85	144.85	101.05		
Pittsburgh, Pa. (via PC)		207.32	153.87	207.32	153.87	202.92	145.07	194.67	138.47	174.87	127.97	171.67	120.47	185.97	131.72	166.72	116.57	132.67	135.17	139.82	95.37		
Richmond, Va. (via Chicago)		270.65	192.38	270.65	192.38	266.66	185.13	258.41	177.73	239.61	167.13	235.41	160.53	249.71	172.12	230.46	156.97	245.81	174.33	203.56	134.93		
Roanoke, Va.†		219.78	164.00	219.78	164.00	218.35	158.70	200.60	131.30	187.10	140.70	187.10	134.10	207.30	150.00	187.10	140.70	194.30	147.90	162.01	108.50		
Rochester, N. Y.†		224.43	162.73	224.43	162.73	220.03	153.93	211.78	147.33	191.98	136.83	188.78	123.33	203.08	140.58	183.83	125.43	199.18	144.03	153.93	104.23		
Rock Island, Ill. (via Omaha)		139.20	117.65	139.20	117.65	128.55	101.20	127.10	104.75	111.75	93.75	95.70	75.15	115.45	90.90	95.25	75.00	115.65	92.60	62.25	49.10		
St. Joseph, Mo. (via Omaha)		119.85	102.15	119.85	102.15	115.40	90.95	118.45	104.75	104.40	91.85	82.55	65.10	101.55	80.15	81.35	64.25	102.55	82.65	46.60	36.75		
St. Louis, Mo.		138.55	114.80	138.55	114.80	138.05	107.15	126.35	104.75	112.15	93.75	103.20	81.35	124.50	98.20	104.30	82.30	119.35	98.55	69.00	54.40		
St. Paul, Minn. (via Omaha)		142.85	120.95	142.85	120.95	137.25	108.20	*115.06	* 96.30	104.40	93.75	104.40	82.35	123.25	97.20	* 87.00	* 68.58	111.60	97.50	68.40	53.95		
St. Paul (via Chicago)		155.40	128.95	155.40	128.95	155.40	128.50	143.55	114.65	122.70	103.65	122.70	102.65	139.45	109.85	119.25	93.95	129.90	110.85	94.15	74.20		
Salt Lake City, Utah		* 56.85	* 44.85	* 68.80	* 54.20	* 32.85	* 25.85	* 65.40	* 51.50	265.85	221.85	251.85		20.20	15.90	16.20	12.80	27.50	23.20	43.05	35.50		
San Antonio, Tex. (via Kansas City)		133.85	110.65	135.70	110.65	133.85	101.65	*141.35	*112.55	139.30	109.55	132.15	104.05	133.85	110.65	139.30	109.55	146.50	116.75	103.00	81.10		
San Antonio, Tex. (via Denver)		120.10	101.70	131.45	109.10	120.10	101.70	*141.35	*111.80	139.30	109.55	132.15	104.05	122.55	104.15	139.30	109.55	146.50	116.75				
Savannah, Ill.		145.30	120.95	145.30	120.95	134.35	105.85	131.40	104.75	112.35	93.75	101.55	80.00	114.15	89.95	93.95	74.05	118.85	95.10	65.45	51.55		
Savannah, Ga. (via Chicago or St. Louis)		181.85	150.65	181.85	150.65	181.65	150.65	188.05	145.05	174.65	134.45	167.95	127.80	180.25	139.85	171.50	125.05	181.85	141.65	135.30	102.20		
Savannah, Ga. (via Cinti. and Chicago)		183.05	150.65	183.05	150.65	183.05	150.65	188.05	145.05	174.65	134.45	167.95	127.80	180.25	139.85	171.50	129.05	181.85	141.65	135.30	102.20		
Scranton, Pa. (via E-LRR)		236.55	172.60	236.55	172.60	232.15	163.80	223.90	157.20	204.10	146.70	200.90	139.20	215.20	150.45	195.95	135.30	211.00	153.90	169.05	114.10		
South Bend, Ind. (via Chicago)		151.63	124.46	151.63	124.46	147.23	115.67	138.98	109.07	119.18	98.57	115.98	91.07	133.30	104.60	113.10	88.70	126.38	105.77	84.94	65.97		
Springfield, Ill. (via Chicago)		146.45	123.95	146.45	123.95	145.10	119.60	133.15	104.75	112.35	93.75	112.35	93.75	129.20	101.85	109.00	85.95	119.55	100.95	91.90	72.70		
Springfield, Ill. (via St. Louis)		143.60	120.95	143.60	120.95	141.80	111.70	131.40	103.65	112.35	92.45	108.95	85.85	1									

## PULLMAN SLEEPING CAR RATES

These fares compiled from current Tariffs as of June 19, 1968 for information only. Not to be used for selling purposes. Subject to change without notice. See Page 33 for Rates for Upper Berths, Drawing Rooms, Compartments, Bedrooms, Roomettes, etc. Based on Applicable Lower Berth.

Salt Lake City	Denver	St. Louis	Kansas City	Omaha	Chicago	BETWEEN	Los Angeles	San Francisco	Las Vegas	Portland	Seattle Tacoma	Butte
Lower Standard Berth	Lower Standard Berth	Lower Standard Berth	Lower Standard Berth	Lower Standard Berth	Lower Standard Berth	AND	Lower Standard Berth	Lower Standard Berth	Lower Standard Berth	Lower Standard Berth	Lower Standard Berth	Lower Standard Berth
\$ 5.80	\$12.25	\$20.15	\$16.70	\$15.90	\$20.15	Boise	\$ A14.50	\$*18.45	\$ A10.70	\$ 7.05	\$ Q9.20	\$ 7.05
6.30	11.75	16.70	14.05	13.25	17.00	Butte	14.70	14.70	11.45	9.95	9.95	9.95
7.55	12.25	12.25	9.50	7.55	12.25	Cheyenne	16.70	16.70	12.55	16.70	16.70	9.95
16.70	12.25	11.45	6.30	6.70	12.25	Chicago	24.20	24.20	21.25	24.20	24.20	17.00
8.70	11.45	16.70	7.55	7.55	12.25	Denver	17.70	17.70	13.75	17.00	17.00	11.75
5.80	11.45	16.70	14.05	13.25	16.70	Idaho Falls	13.25	13.75	*12.10	9.95	11.75	5.80
14.05	7.55	14.05	6.30	5.80	16.70	Kansas City	20.80	20.80	18.85	20.80	20.80	14.05
6.30	13.75	21.25	18.85	17.70	21.25	Las Vegas	5.80	G*12.50	5.80	A15.90	A*19.55	11.45
10.20	17.70	23.15	20.80	20.80	24.20	Los Angeles	7.55	A18.10	5.80	A18.10	A*19.05	14.70
5.80	11.75	20.15	17.00	16.20	20.15	Lund	22.50	G*14.25	5.80	A13.75	A*19.05	9.95
14.70	10.20	14.05	5.80	5.80	5.80	Marion	22.50	22.50	19.85	22.50	22.50	17.00
8.70	7.55	5.80	14.05	13.25	16.70	Ogden	10.20	11.75	6.70	11.00	K13.25	5.80
13.25	14.05	20.15	5.80	6.70	16.70	Omaha	20.80	20.80	17.70	20.80	20.80	13.25
13.75	8.70	18.45	17.70	20.80	5.80	Pendleton	A17.35	H*16.80	A 13.75	5.80	N6.30	7.90
						Perry	21.90	21.90	18.45	21.90	21.90	16.20
5.80	9.20	16.70	14.05	13.25	16.70	Pocatello	R11.75	13.75	A9.20	9.50	11.45	5.80
11.45	17.00	*23.15	20.80	24.20	24.20	Portland	A18.10	L11.00	A15.90	5.80	5.80	9.95
8.75	14.70	22.25	19.85	18.45	22.20	Reno						12.25
11.00	16.70	23.15	20.80	20.80	24.20	Sacramento					F11.00	14.05
11.75	8.70	16.70	14.05	13.25	16.70	Salt Lake City	10.20	11.75	6.30	11.45	13.25	6.30
15.90	17.70	23.15	20.80	20.80	24.20	San Francisco		G*12.50	L11.00	C11.45	23.15	14.70
13.25	11.45	23.15	20.80	5.80	5.80	Savanna	23.15	20.55	23.15	23.15	23.15	17.00
5.80	10.20	18.45	14.70	20.80	24.20	Seattle	A13.25	H11.45	A*19.55	5.80		P9.95
						Shoshone (Sun Valley)		14.05	A9.50	8.70	B10.20	5.80
*16.70	11.45	*23.15	20.80	20.80	24.20	St. Louis	*23.15	*23.15	*21.25	*23.15	*23.15	*16.70
13.25	17.00	20.80	20.80	24.20		Tacoma	H11.00	A*19.55	5.80			P9.95

Lower Standard Pullman Berth Rate between Pocatello, Idaho and Idaho Falls, Idaho, \$5.80.

Bedroom Rates: Bedrooms are available on most Union Pacific trains. See equipment pages 6 to 14 inclusive. A Double bedroom contains one lower and one upper berth.  
**EXCLUSIVE SPACE OCCUPANCY BY ONE PERSON:** One and one-fourth rail tickets required for exclusive use of drawing-room; two adult rail tickets required for two bedrooms en suite or one bedroom and one compartment en suite. Pullman space charges additional.

- ◆ On Table Page 33 use lower berth rate bearing symbol ⊙.
- \* Made combination of fares.
- (A) Via Salt Lake City, Green River or Brigham City and Pocatello.
- (B) From Tacoma, lower standard berth, \$9.95.
- (C) Via Southern Pacific Company and Portland. From Tacoma lower standard berth, \$11.00.
- (F) Via Southern Pacific Company and Portland. From Tacoma, lower standard berth, \$10.60.
- (G) Via Los Angeles.
- (H) Via Southern Pacific Company and Portland.
- (K) From Tacoma, lower standard berth, \$12.55.
- (L) Via Southern Pacific Company.
- (P) Via Direct Lines.
- (Q) From Tacoma, lower standard berth \$8.70.
- (R) Via Brigham City, via Green River \$13.25.
- Berth rates to and from Cheyenne, Denver and west apply via Omaha or via Kansas City.

## \$\$ MORE FOR YOUR TRAVEL DOLLAR ON UNION PACIFIC \$\$

Big Family Fare Savings Good Every Day on Union Pacific

Good in coaches and in sleeping-cars  
 Liberal baggage allowance

*Ask your local Union Pacific Agent or Travel Agent  
 to figure the low cost.*



## Table of Rates for Various Accommodations in Standard Pullman Sleeping Cars Effective June 19, 1968

Where Lower Berth Rate is	Upper Berth Rate is	Roomette for one Person is	Rmte. Suite for two or more persons is	Bed Room for one or more Persons is	BedR'm Suite for two or more Persons is	Com-partm't for one or more Persons is	Drawing Room for one or more Persons is
\$ 5.80	\$ 4.40	\$ 8.10	\$14.75	\$14.75	\$26.65	\$15.85	\$21.35
5.90	4.50	8.25	14.85	14.85	27.15	16.10	21.75
6.30	4.75	8.75	15.85	15.85	29.00	17.15	23.15
6.70	5.15	9.40	16.65	16.65	30.40	18.05	24.40
7.05	5.40	9.95	17.50	17.50	31.90	18.95	25.65
7.55	5.65	10.55	18.65	18.65	34.05	20.10	27.55
7.90	6.10	11.05	19.50	19.50	35.60	21.00	28.55
8.30	6.30	11.60	20.20	20.20	37.00	21.90	29.75
8.70	6.65	12.20	21.20	21.20	38.85	22.90	31.20
8.75	6.65	13.70	23.85	23.85	43.65	25.70	35.00
9.20	6.95	12.80	22.20	22.20	40.70	24.10	32.80
9.50	7.15	13.25	22.95	22.95	42.10	24.85	33.90
9.95	7.55	13.80	23.90	23.90	43.80	25.85	35.35
10.20	7.80	14.40	24.50	24.50	44.95	26.50	36.25
10.60	8.05	14.80	25.50	25.50	46.85	27.70	37.80
10.70	8.10	14.85	25.55	25.55	46.95	27.70	37.85
11.00	8.40	15.50	26.30	26.30	48.25	28.45	38.90
11.00	8.25	15.30	26.40	26.40	48.45	28.60	39.05
11.45	8.65	16.00	27.20	27.20	49.90	29.50	40.35
11.75	9.00	16.60	27.95	27.95	51.30	30.25	41.45
11.75	9.00	16.60	28.20	28.20	51.75	30.55	41.75
12.25	9.25	17.10	28.90	28.90	53.15	31.45	43.05
12.55	9.50	17.65	29.65	29.65	54.50	32.15	44.10
12.95	9.85	18.15	30.50	30.50	56.10	33.10	45.40
13.25	10.10	18.65	31.20	31.20	57.45	33.85	46.45
13.75	10.50	19.20	32.35	32.35	59.45	35.00	48.05
14.05	10.70	19.70	33.00	33.00	60.80	35.75	49.15
14.50	10.95	20.20	33.90	33.90	62.40	36.80	50.60
14.70	11.35	20.70	34.45	34.45	63.55	37.30	51.25
15.25	11.50	21.25	35.50	35.50	65.45	38.60	53.10
15.50	11.80	21.70	36.25	36.25	66.85	39.25	54.00
15.90	12.10	22.20	36.95	36.95	68.05	40.15	55.25
16.20	12.35	22.70	37.70	37.70	69.50	40.90	56.30
16.70	12.70	23.25	38.65	38.65	71.30	42.05	57.90
17.00	12.90	23.75	39.40	39.40	72.65	42.80	59.00
17.35	13.20	24.30	40.10	40.10	74.05	43.60	60.05
17.70	13.55	24.75	41.05	41.05	75.70	44.50	61.35
18.10	13.70	25.25	41.75	41.75	77.10	45.40	62.55
18.45	14.00	25.85	42.60	42.60	78.70	46.30	63.85
18.85	14.30	26.25	43.35	43.35	80.10	47.20	65.10
19.10	14.55	26.80	44.05	44.05	81.30	47.85	66.00
19.45	14.80	27.35	44.90	44.90	83.00	48.75	67.20
19.85	15.10	27.70	45.65	45.65	84.35	49.60	68.50
20.15	15.35	28.20	46.40	46.40	85.75	50.40	69.55
20.55	15.55	28.80	47.10	47.10	87.05	51.35	70.80
20.80	15.90	29.15	47.85	47.85	88.50	51.95	71.70
21.25	16.15	29.65	48.70	48.70	90.10	53.00	73.15
21.50	16.30	30.10	49.30	49.30	91.15	53.65	74.05
21.90	16.70	30.60	50.05	50.05	92.50	54.55	75.30
22.20	16.85	31.00	50.90	50.90	94.10	55.30	76.35
22.50	17.15	31.55	51.65	51.65	95.50	56.05	77.45
22.85	17.40	32.05	52.20	52.20	96.60	56.85	78.50
23.15	17.65	32.45	52.95	52.95	97.95	57.60	79.65
23.45	17.75	32.70	53.50	53.50	99.00	58.25	80.50
23.75	18.10	33.15	54.25	54.25	100.35	59.05	81.55
24.20	18.40	33.80	55.05	55.05	101.95	60.05	83.00

- ①—These rates, across table, apply when the route from point of origin to destination is entirely via line other than the Southern Pacific, or in part via Southern Pacific and in part via line other than the Southern Pacific.
- ②—These rates across table, apply when the route from point of origin to destination is entirely via Southern Pacific Company.

For Business or Pleasure . . . .

## It's UNION PACIFIC

Each mode of travel has its advantages but for complete, tension-free comfort and dependable service, the best way is the rail way.

On Union Pacific Domeliners you'll find courteous and attentive service to make your trip a satisfying, enjoyable experience. Accommodations and meals are the finest.

## PULLMAN SEAT RATES

For Day Travel Between  
 Various Cities and to  
 Western Park Gateways

Boise — Pocatello	\$2.35
Denver — Laramie	1.65
Denver — North Platte	2.65
Las Vegas — Los Angeles	3.25
Lund — Las Vegas	2.15
Ogden — Salt Lake City	1.15
Portland — Tacoma	1.50
Portland — Seattle	2.00
Portland — Pendleton	2.35
Salt Lake City—Pocatello	1.80
Shoshone—Pocatello	1.15
Salt Lake City—Lund	2.50

## Do You Know About Our Prepaid Ticket Order Plan?

- We have a plan whereby you may purchase, at your railroad station, an order for railroad service, to be used by a member of your family, or any other person you may designate, at some distant station.
- This service offers a particularly safe and convenient way of providing tickets and other railroad service to students returning home at holiday and vacation time.
- These prepaid orders may include railroad tickets, sleeping and parlor car tickets, and cash for meals and other incidentals. Your railroad agent will handle them for you—by telegraph if necessary—and they will be delivered without service charge to any person you may specify, at points on participating railroads in the United States or Canada.

UNION PACIFIC RAILROAD

# UNION PACIFIC RAILROAD

## PASSENGER and FREIGHT SERVICE OFFICES

Traveler? Shipper? Our sales representatives, listed below, will gladly assist you. Service is our most important Product! Digits in brackets preceding telephone number indicate area code.

**ABERDEEN, WASH.** 98520—3 UP Sta., KandRiverSts.—Phone(206)LENnox2-6695  
**J. E. SOUTHWORTH** (P. O. Box 51)..... General Traffic Agent

**ALHAMBRA, CALIF.** 91801—  
**City Ticket Office, 51 S. Garfield Ave.—** Phone (213) 281-8763  
**L. S. GUY**..... Traffic Agent

**ATLANTA, GA.** 30303—Rm. 2108 Gas Light Tower, 235 Peachtree St., N.E.  
**J. D. GLOVER**, (Phone (404) 524-6261)..... General Traffic Agent  
**J. R. TURNER**..... (Tampa)..... Traffic Agent

**BEND, ORE.** 97701—501 E. Greenwood Ave., Suite J— Phone(503) 382-1901  
**C. W. REXROAD**..... General Traffic Agent

**BEVERLY HILLS, CALIF.** 90210—  
**251 No. Beverly Drive—** Phone (213) 271-7167  
**H. FRIEDMAN**..... (or Phone (213) 272-1633)..... Traffic Agent  
**W. T. WORTHINGTON**..... City Ticket Agent

**BIRMINGHAM, ALA.** 35203—922 Brown-Marx Building— Phone(205) 251-7163  
**S. H. HENRY**..... General Traffic Agent

**BOISE, IDAHO** 83702—  
**City Ticket Office, Idaho Bldg. 212 No 8th St.—** Phone(208)343-6465  
**W. V. KEE**..... Traffic Manager  
**D. F. ALVORD**..... General Traffic Agent  
**S. A. GRAYSON**..... Special Representative  
**C. S. SHARP**..... City Passenger and Ticket Agent

**BOSTON, MASS.** 02108—208 Old South Bldg., 294 Washington St.—  
**C. A. MORRIS**..... (Phone(617) 482-6382)..... General Traffic Agent

**BUTTE, MONT.** 59701—609MetalsBankBldg., 8 WestPark St.—Phone(406)792-2389  
**E. H. LYMAN**..... General Traffic Agent

**CALGARY 2, ALTA.**—Room 717 Lancaster Bldg., 304 Eighth Ave., Southwest  
**A. MCKERRON**..... (Phone(403)262-3926)..... General Traffic Agent

**CEDAR CITY, UTAH** 84720—Union Pacific Station..... Phone(801) 586-8211  
**D. V. EKSTROM**..... Agent

**CHEYENNE, WYO.** 82001—  
**Union Pacific Pas. Station, 121 West 15th St.** Phone(307)634-4421  
**G. E. SENCABAUGH**..... Special Representative  
**F. H. GILROY**..... General Traffic Agent  
**C. E. STONE (Casper)**..... District Traffic Agent  
**W. A. BROWN**..... City Passenger and Ticket Agent

**CHICAGO, ILL.** 60603—11 South LaSalle Street at Madison—  
**W. V. LAYMAN**..... Phone (312) 726-0141..... Traffic Manager  
**C. A. RICHARDS**..... (312) 726-0141..... Assistant Traffic Manager  
**H. G. GRAUBNER**..... General Freight Agent  
**D. H. GLOWEN**..... General Traffic Agent

**CHICAGO, ILL.** 60603—  
**City Ticket Office, One So. LaSalle St.—** Phone(312) 726-0141  
**For Passenger Information Call(312) 726-0141**  
**For Passenger Reservation Call(312)782-1520**  
**A. J. WHITE**..... General Passenger Agent  
**J. W. WILLARD**..... City Ticket Agent

**CHICAGO, ILL.** 60603—One So. LaSalle St.—  
**W. J. FORAL**..... Phone(312) 726-0141  
**Manager, Department of Tours**

**CINCINNATI, OHIO** 45202—  
**303 Dixie Term. Bldg., 4th & Walnut Sts.—** Phone(513) 621-0144  
**F. J. BEGGS**..... General Traffic Agent  
**W. T. NIELSEN**..... (Columbus)..... Traffic Agent  
**O. H. FERRIS**..... (Louisville)..... Traffic Agent

**CLEVELAND, OHIO** 44113—1407 Terminal Tower, 50 Public Square—  
**E. W. HARRIS**..... (Phone(216) 621-3070)..... General Traffic Agent  
**G. W. NESTER**..... (Buffalo)..... Traffic Agent  
**R. J. GOURLY**..... (Findlay)..... Traffic Agent

**DALLAS, TEXAS** 75201—2108Mercantile Bank Bldg.—Phone(214)Riverside 1-3915  
**M. A. ARNOLD**..... General Traffic Agent  
**R. M. GLAZE**..... (Houston)..... Traffic Agent

**DENVER, COLO.** 80202—  
**City Ticket Office 535 17th Street—** Phone (303) 534-4141  
**W. JAMES**..... Traffic Manager  
**W. H. WHALEN**..... General Freight and Passenger Agent  
**E. R. A. SIEMERS**..... General Traffic Agent  
**R. C. CLEAVENGER**..... City Ticket Agent  
**C. B. LAHEIST**..... Depot Passenger Agent  
**For Passenger Information or Reservation, Call(303)825-3211**

**DES MOINES, IOWA** 50309—407 Equitable Bldg., 6th & Locust Sts.—  
**W. W. MCKEE**..... (Phone(515)243-0583)..... General Traffic Agent

**DETROIT, MICH.** 48226—612 Book Bldg., 1249 Washington Blvd.—  
**D. P. DRISCOLL**..... (For Freight Information)..... Traffic Manager  
**R. S. OLSEN**..... (Phone (313) 961-7794)..... General Traffic Agent  
**J. K. SHERIDAN**..... (For Passenger Information)..... District Traffic Agent  
**G. A. NESTOR**..... (Grand Rapids)..... District Traffic Agent  
**A. J. BRAMAN**..... (Lansing)..... District Traffic Agent  
**H. E. JOHNSON**..... (Toledo)..... District Traffic Agent

**EAST LOS ANGELES, CALIF.** 90022—  
**5454 Ferguson Drive—** Phone(213) 7213-435  
**D. S. COCHAR**..... Ticket Agent

**EUGENE, ORE.** 97401—Suite 21, Cascade Bldg., 163 East 12th Avenue  
**J. E. ATHERTON**..... (Phone(503) 345-8461)..... General Traffic Agent

**FRESNO, CALIF.** 93721—209 Rowell Bldg., Tulare St. & Van Ness Ave.—  
**D. R. SHEEHAN**..... (Phone(209) 264-6571)..... General Traffic Agent  
**L. B. CARTER**..... District Traffic Agent  
**L. H. RUDKIN**..... (Bakersfield)..... Traffic Agent

**GERING, NEBR.** 69341—Union Pacific Station—  
**J. S. REZEK**..... Phone(308)436-2415  
**General Traffic Agent**

**GLENDALE, CALIF.** 91203—City Ticket Office, 406 North Brand Blvd.—  
**E. A. SMITH**..... General Traffic Agent  
**W. P. HISERODT**..... (Phone(213) 241-2174 or (213) 245-1370)..... City Ticket Agent

**HOLLYWOOD, CALIF.** 90028—City Ticket Office, 6916 Hollywood Blvd.—  
**D. E. EIBEN**..... Phone (213) 464-0221..... Traffic Agent  
**J. A. JANSEN**..... (213) 464-0221..... City Ticket Agent

**IDAHO FALLS, IDAHO** 83401—Un. Pac. Station—Phone (208) 523-6503—  
**V. W. YOUNG**..... Agent

**KANSAS CITY, MO.** 64106—  
**200 Waldheim Bldg., 6 East Eleventh St.—** Phone(913)MAYfair 1-3030  
**J. R. HENDERSON**..... Traffic Manager  
**R. C. DARGY**..... Assistant Traffic Manager  
**G. N. WELLS**..... General Freight Agent  
**For Passenger Information or Reservation, Call (816) Victor 2-8694**  
**City Ticket Office—2 East Eleventh Street—** Phone(913)MAYfair 1-3030  
**R. L. CLARK**..... General Traffic Agent  
**R. E. MEAD**..... (Hays)..... City Ticket Agent  
**D. W. HANCHETT**..... (Wichita)..... Traffic Agent  
**D. L. RICHESON**..... (Springfield, Mo.)..... Traffic Agent  
**M. F. MAUNE**..... Depot Passenger Agent  
**Kansas City, Kans., Union City Ticket Office, Town House Hotel, 7th & State Sts.**  
**Mrs. E. F. FLYNN**..... (Phone(913)ATwater 1-1550)..... City Ticket Agent

**LAS VEGAS, NEV.** 89101—Union Pacific Station—  
**W. R. NEUSTROM**..... Phone(702) 384-9000  
**P. D. BOISFORD**..... General Traffic Agent  
**L. TICKET AGENT**

**LEWISTON, IDAHO** 83501—Room 7, Union Depot—  
**D. E. LEFEVRE**..... Phone(208)SH 3-2524  
**General Traffic Agent**

**LINCOLN, NEBR.** 68508—  
**City Ticket Office, 224 So. 13th St.—** Phone(402)432-6517  
**J. A. CUNNINGHAM**..... General Traffic Agent

**LONG BEACH, CALIF.** 90802—City Ticket Office, 221 Long Beach Blvd.—  
**R. W. CONNELL**..... (Phone(213)HEmlock 7-2931)..... General Traffic Agent  
**W. A. MANZ**..... City Ticket Agent

**LOS ANGELES, CALIF.** 90022—Union Pacific Bldg., 5480 Ferguson Drive  
**F. L. MORGAN**..... Phone (213)685-4350..... Traffic Manager  
**E. C. RASMUSSEN**..... (213)685-4350..... Assistant Traffic Manager  
**N. E. LUTHI**..... or..... Assistant Traffic Manager  
**J. D. MALEFYT**..... (213) 722-1200..... Assistant Traffic Manager  
**H. J. DELAC**..... General Freight Agent  
**C. L. ELSASSER**..... General Traffic Agent  
**E. J. MURPHY**..... General Agent, Freight Department  
**G. M. ROLAND**..... General Agent, District Baggage Agent  
**City Ticket Office—90013—507 So. Olive Street** Phone(213)624-8273  
**M. F. LOGUE**..... City Ticket Agent  
**R. H. LUND**..... General Agent, Passenger Department  
**507 So. Olive Street—90013** Phone(213)624-9471  
**For Passenger Information or Reservation, Call (213) 685-5037**  
**Union Passenger Station—Phone(213)685-4350**  
**E. D. CHAMBERLAIN**..... Depot Ticket Agent  
**P. T. DROUGHAN**..... Depot Passenger Agent  
**N. E. WEST**..... Depot Passenger Agent

**MEDFORD, ORE.** 97501—1307 West Main St.—  
**L. J. ZIESMER**..... Phone(503)778-3388  
**General Traffic Agent**

**MEMPHIS, TENN.** 38103—  
**1104 Sterick Bldg., 8 No. Thrd St.—** Phone(901) 525-8419  
**G. E. ROTHROCK**..... General Traffic Agent

**MILWAUKEE, WIS.** 53203—902 Majestic Bldg., 231 W. Wisconsin Ave.—  
**A. J. FROMME**..... (Phone(414) 271-7833)..... General Traffic Agent  
**D. D. HANSON**..... (Appleton)..... Traffic Agent

**MINNEAPOLIS, MINN.** 55402—  
**890 Northwestern Bank Bldg., 90 South 7th Street.—** Phone(612)332-2451  
**J. A. CALLAWAY**..... General Traffic Agent

**NEW ORLEANS, LA.** 70130—  
**Suite 1444-1445 International Trade Mart, 2 Canal Street—** Phone(504)522-2274  
**E. W. RYAN**..... General Traffic Agent  
**NEW YORK, N. Y.** 10020—628 Fifth Ave., Suite 350, Rocketeller Center—  
**T. L. VOGEL**..... (Phone(212) 246-4900)..... Traffic Manager  
**H. F. BREVOORT**..... (Phone(212) 246-4908)..... Assistant Traffic Manager  
**E. R. VAN DOREN**..... (Phone(212) 246-4900)..... General Traffic Agent  
**D. J. GALL**..... District Traffic Agent  
**C. F. KAUFER**..... District Traffic Agent  
**R. A. BOBRYAN**..... District Traffic Agent  
**V. J. DISTLER**..... (Dewitt)..... Traffic Agent

**OAKLAND, CALIF.** 94611—550 MacArthur Broadway Office Bldg.,  
**235 W. MacArthur Blvd.—** Phone(415)653-9094  
**A. W. LEVY**..... General Traffic Agent  
**A. H. WESTINGTON**..... District Traffic Agent

**OGDEN, UTAH** 84401—  
**Room 100 Union Station, 25th St. & Wall Ave.—** Phone(801)394-5533  
**F. M. YOUNG**..... General Traffic Agent  
**T. L. CARRICK**..... (Clearfield)..... Traffic Agent  
**J. C. IMHOFF**..... Depot Passenger Agent

**OMAHA, NEBR.** 68102—  
**Union Pacific Building, 1416 Dodge St.—** Phone(402)281-5822  
**R. B. JOHNSON**..... Passenger Traffic Manager  
**C. W. JONES**..... Assistant to Passenger Traffic Manager  
**G. ANDERSON**..... Assistant Passenger Traffic Manager  
**J. M. FORSHA**..... Assistant Passenger Traffic Manager  
**E. DUFF**..... Manager Mail, Baggage and Express Traffic  
**R. A. FOY**..... Traffic Manager  
**J. G. DUGGAN**..... Director of Foreign Trade  
**W. F. JARVIS**..... Supervisor, Agricultural Development  
**W. F. PETERSEN**..... General Live Stock Agent  
**City Ticket Office—Corner 15th & Dodge Streets—** Phone(402)271-3480  
**V. MARTIN**..... (402)281-5822..... General Traffic Agent  
**R. S. FARLEY**..... (402)281-5822..... District Traffic Agent  
**G. W. FREELAND**..... City Ticket Agent  
**F. B. BOYSEN, JR.**..... (Kearney)..... Traffic Agent  
**J. D. MARTIN**..... (Grand Island)..... Traffic Agent  
**W. W. REED**..... Depot Passenger Agent

**ORANGE, CALIF.** 92668—City Office, 79 Town & Country, 777 So. Main St.—  
**B. A. STEWART**..... (Phone(714)642-3979)..... General Traffic Agent

**PASADENA, CALIF.** 91101—  
**Union Pacific Station, 1115 W. Colorado Blvd.—** Phone(213) 792-4107  
**H. G. BARTLETT**..... General Traffic Agent  
**F. R. LEFFINGWELL**..... City Ticket Agent

**PHILADELPHIA, PA.** 19102—1104 Girard Trust Bldg., Broad St. & So. Penn. Sq.—  
**W. D. HARRING**..... (Phone(215) 563-2170)..... General Traffic Agent

**PITTSBURGH, PA.** 15222—1419 Oliver Bldg., Smithfield St. and Sixth Avenue—  
**H. G. LOCKE**..... Phone (412) 281-0260..... General Traffic Agent  
**J. S. GUNNER**..... (412) 281-0260..... District Traffic Agent

**POCATELLO, IDAHO** 83201—U. P. Passenger Station—Phone (208) 232-4450  
**R. B. WRIGHT**..... General Traffic Agent  
**J. J. JOHNSON**..... (Idaho Falls)..... Traffic Agent  
**W. K. HENDRICKS**..... (Twin Falls)..... Traffic Agent

**POMONA, CALIF.** 91766 — U. P. Passenger Sta. — Phone (714) 622-3561  
**G. J. CROSS**..... Traffic Agent

**PORTLAND, ORE.** 97205—751 Pittock Block—  
**G. A. BROWN**..... Phone(503) 227-7771  
**Traffic Manager**  
**R. A. HOWLAND**..... Assistant Traffic Manager  
**R. D. TOMBEY**..... Assistant Traffic Manager  
**T. E. TANN**..... Assistant Traffic Manager  
**R. W. MCINTOSH**..... Assistant Freight Traffic Manager (Rates)  
**C. B. WELKER**..... General Agent, Freight Department  
**L. A. NEASE**..... District Baggage Agent  
**City Ticket Office—917 S. W. Washington Street—** Phone(503) 227-7771  
**C. K. WILLIAMS**..... General Agent, Passenger Department  
**J. L. BERTZ**..... City Ticket Agent  
**R. O. BYE**..... Depot Passenger Agent  
**For Passenger Information or Reservation, Call(503)227-6471.**

**RENO, NEV.** 89501—Suite 707, First Nat'l Bank of Nevada, One East First St.—  
**P. E. FLESCHER**..... Phone(702)323-4881  
**General Traffic Agent**

**RIVERSIDE, CALIF.** 92507—Union Pacific Pass. Station, 7th & Vine Sts.—  
**E. G. HAYES**..... (Phone(714) 683-3190)..... General Traffic Agent

**ST. JOSEPH, MO.** 64501—City Ticket Office,  
**602 Corby Building—5th and Felix Sts.—** Phone(816) 232-5485  
**P. H. SCHMIDT**..... General Freight and Passenger Agent  
**D. C. MARTIN**..... (Fairbury, Nebr.)..... Traffic Agent

**ST. LOUIS, MO.** 63101—  
**1223 Ambassador Bldg., 411 North 7th St.—** Phone(314)CHEstnut 1-7750  
**T. W. GURSKY**..... General Traffic Agent

**SACRAMENTO, CALIF.** 95810—233 Forum Bldg., 1107 Ninth St.—  
**J. G. JOHNSON**..... (Phone(916) 442-1025)..... General Traffic Agent  
**T. H. BEESON**..... (Redding) Phone(916) 241-7619..... District Traffic Agent  
**E. A. GAHL**..... District Traffic Agent

**SALINA, KANS.** 67401—Union Sta., 400 No. 13th St.—Phone(913) TAYlor 7-5972  
**H. D. TODD**..... General Traffic Agent

**SALT LAKE CITY, UTAH** 84111—417 South Main St.—  
**R. E. HAUTZINGER**..... Phone(801)363-1544  
**Traffic Manager**  
**H. O. MCINTYRE**..... Assistant Traffic Manager  
**N. J. MEIS**..... General Traffic Agent  
**J. COLAZZI**..... (Provo)..... District Traffic Agent  
**J. G. SEEMILLER**..... District Passenger and Ticket Agent  
**L. WHIMPEY**..... Depot Passenger Agent  
**For Passenger Information or Reservation, Call (801)325-1583**

**SAN DIEGO, CALIF.** 92101—Suite 1105 Home Tower, 707 B'dway Phone(714)233-7241  
**W. R. VOLTERS**..... General Traffic Agent  
**J. E. DOOLEY**..... Ticket Agent

**SAN FRANCISCO, CALIF.** 94105—405 Market Street..... Phone(415) 421-6030  
**M. H. FOWLER**..... Traffic Manager  
**B. P. COSTELLO**..... Assistant Traffic Manager  
**H. C. DUNFEE**..... Assistant Traffic Manager  
**J. R. SCOGIN**..... Assistant Traffic Manager  
**W. M. CUNNINGHAM**..... General Traffic Agent  
**E. G. LAMB**..... (Eureka)..... General Traffic Agent  
**City Ticket Office—405 Market Street—** Phone(415)GARfield 1-6030  
**W. J. LEGNER**..... City Ticket Agent

<b>R. F. PETTIGREW</b> Vice-President, Traffic OMAHA, NEBR. 68102	<b>R. B. JOHNSON</b> Passenger Traffic Manager OMAHA, NEBR. 68102	<b>N. B. MARVIN</b> Vice-President (Sales and Service) OMAHA, NEBR. 68102	<b>C. O. SHOWALTER</b> Vice-President (Rates and Divisions) OMAHA, NEBR. 68102	<b>R. C. PRETTI</b> Vice-President (Marketing) OMAHA, NEBR. 68102
---	---	--	---	--

## UNION PACIFIC'S EAST LOS ANGELES Transfer Service



To Ticket Agents, Travel Agents and Our Patrons:

East Los Angeles Station, with waiting rooms and public conveniences, serves as a transfer station for Union Pacific passengers, via motor bus to and from Pasadena, Glendale, Disneyland Hotel, Anaheim, Orange and Long Beach-San Pedro Branch Line points.

Modern air-conditioned motor buses are operated by the Union Pacific Stage Company, a subsidiary of the Union Pacific Railroad, and all tickets routed via the Union Pacific direct or via Los Angeles, to or from above points and intermediate branch line stations, are honored via East Los Angeles and motor bus. See Tables 7, 8, and 9 on page 18 for local schedules of all motor coaches.

The picture above shows how easy it is for friends and relatives to meet passengers at East Los Angeles. There is ample parking and it is free.

Train luggage is quickly delivered to the bus driver and arrives at destination with the traveler.

Checked Baggage: Baggage should be checked to the following city ticket office or depots only: Glendale; Pasadena; East Los Angeles; Whittier; Fullerton; Anaheim; Lakewood; Long Beach and San Pedro. (Only East Los Angeles, Long Beach and Pasadena stations are open Saturdays and Sundays for claiming or checking baggage.)

