

Whenever you ship or travel, be specific, say **UNION PACIFIC**

October 27, 1968

October 27, 1968

UNION PACIFIC

UNION PACIFIC


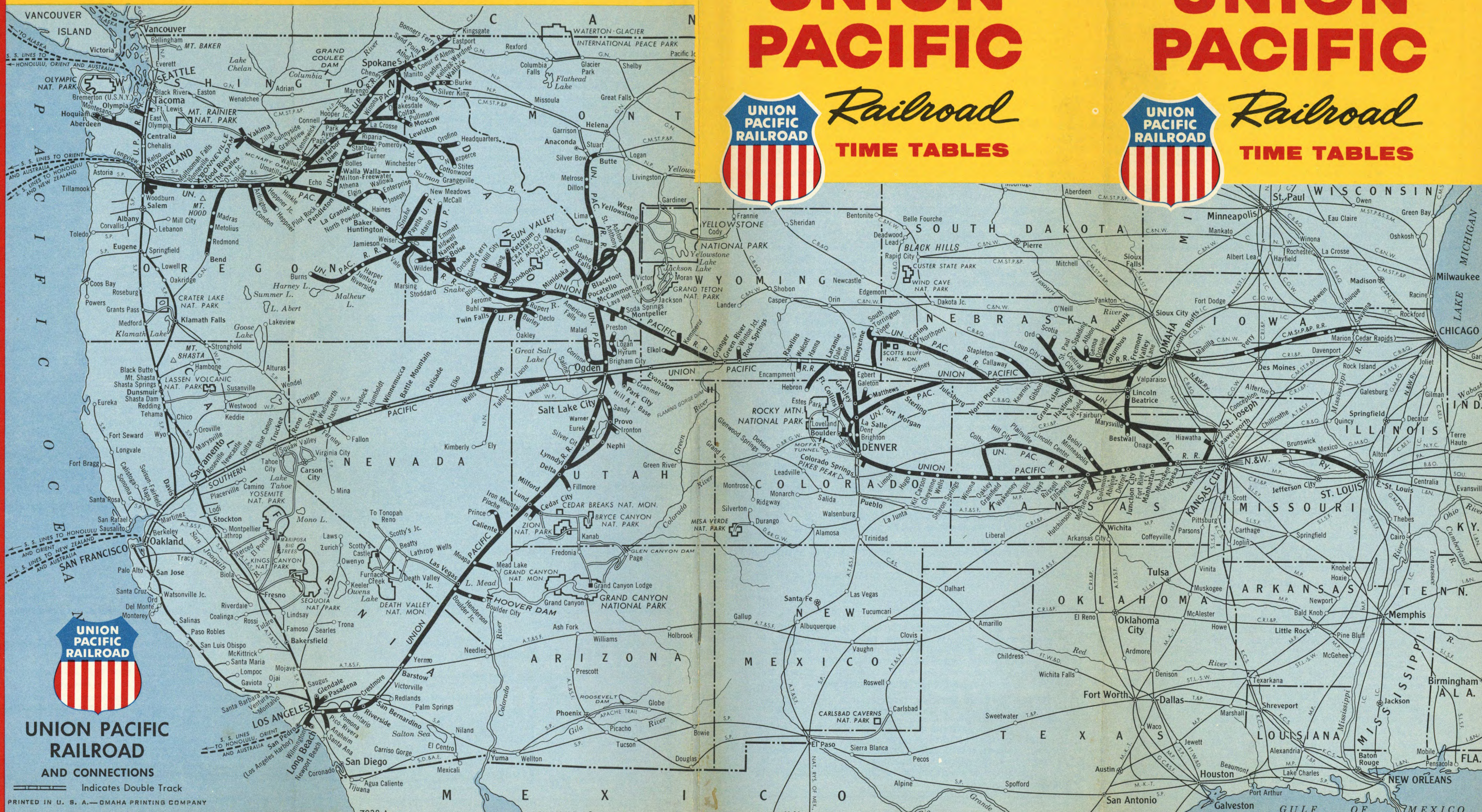


Railroad
TIME TABLES



Railroad
TIME TABLES

Serving thirteen western states with the finest in travel comfort and dependable freight service



UNION PACIFIC RAILROAD
AND CONNECTIONS

Indicates Double Track
PRINTED IN U. S. A. — OMAHA PRINTING COMPANY

7038-A

Rand McNally & Company

11-64

WESTBOUND Read Down

CHICAGO — LOS ANGELES via Omaha and Salt Lake City

EASTBOUND Read Up

Table A Condensed Schedules. Includes columns for Domeliner City of Los Angeles, The Challenger, Train 5, and Train 6. Lists stations from Chicago to San Pedro with departure and arrival times.

NO. 103-104—Domeliner CITY OF LOS ANGELES—DAILY

Cars from Chicago run via C. M. St. P. & P. to Omaha; thence U. P.

Coach Seat Reservation Charge—See Page 28.

Dome Lounge Car.....Chicago—Los Angeles—for sleeping car passengers.

Streamlined Sleeping Cars.Chicago—Los Angeles—Roomettes—Double Bedrooms, Compartments, Drawing-rooms.

Omaha—Los Angeles—Roomettes, Double Bedrooms (occupancy Omaha 9-30 p.m. westbound, 7:30 a.m. eastbound).

Dome Dining Car.....Chicago—Los Angeles—Club and a la carte service.

Coffee Shop—Lounge Car..Omaha—Los Angeles—Moderately priced meals and lounge for coach passengers

Dome Coach.....Chicago—Los Angeles—36 leg rest seats reserved; dome seats not reserved.

Reclining Seat—Leg Rest Coaches.....Chicago—Los Angeles—all seats reserved

Omaha—Los Angeles—all seats reserved. (Occupancy Omaha 11:30 p.m. westbound, 6:30 a.m. eastbound).

▲ Special Coach Seat Reservation Charge. See Page 28.

▣ Conditional stop; see Table 1.

◆ Motor Bus between Lund and Cedar City. See Table No 6.

◆ Motor bus connections at East Los Angeles. See tables 7, 8 and 9 for complete information on bus schedules to and from East Los Angeles.

NO. 103-104—THE CHALLENGER Domeliner—DAILY

Cars from Chicago run via C. M. St. P. & P. to Omaha; thence U. P.

Coach Seat Reservation Charge—See Page 28.

Dome Coach.....Chicago—Los Angeles—36 leg rest seats reserved; dome seats not reserved.

Reclining Seat—Leg Rest Coaches.....Chicago—Los Angeles—all seats reserved.

Omaha—Los Angeles—all seats reserved. (Occupancy Omaha 11:30 p.m. westbound, 6:30 a.m. eastbound).

Coffee Shop—Lounge Car..Omaha—Los Angeles—moderately priced meals and lounge for coach passengers.

NO. 5-6—DAILY

Reclining Seat Coaches...Omaha—Los Angeles—seats not reserved.

C. Conditional stop; See Table 3.

● Limited handling of checked baggage on these trains; consult agent. (C.S.T.) Central standard time.

(M.S.T.) Mountain standard time. (P.S.T.) Pacific standard time.

Time from 12:01 midnight to 12:00 noon shown in light face type.

Time from 12:01 noon to 12:00 midnight shown in heavy face type.

CHICAGO — SAN FRANCISCO—via Omaha

WESTBOUND Read Down

EASTBOUND Read Up

Table B Condensed Schedules All Trains Daily. Includes columns for Domeliner City of San Francisco, Table B, and Domeliner City of San Francisco. Lists stations from Chicago to San Francisco with departure and arrival times.

⊗ These lounge cars are for exclusive use of sleeping car passengers. The City of San Francisco has a lounge car for coach passengers.

● Limited handling of checked baggage on this train; consult agent.

NO. 103-SP 101; SP 102-UP 101—Domeliner CITY OF SAN FRANCISCO—DAILY

Trains run via C. M. St. P. & P. Chicago—Omaha; U. P. Omaha—Ogden; S. P. Ogden—San Francisco.

Coach Seat Reservation Charge — See Page 28.

Dome Lounge Car ⊗.....Chicago—Ogden.

Streamlined Sleeping Cars.Chicago—San Francisco—Double Bedrooms, Roomettes.

Reclining Seat—Leg Rest Coaches.....Chicago—San Francisco—all seats reserved. Cheyenne—San Francisco (No. 9-10 — From Kansas City—leg rest seats, all reserved).

Cafe Lounge Car.....Omaha—Ogden; Ogden—San Francisco—moderately priced meals and lounge for coach passengers.

Dome Dining Car.....Chicago—Ogden—club and a la carte service.

Dining Car.....Ogden—San Francisco—club and a la carte service.

Passengers use Motor Bus between trainside at Oakland (16th Street) and San Francisco (3rd and Townsend Station) via the Bay Bridge, affording a panoramic view of the San Francisco Bay area.

⊗ Conditional stop; see Table 1.

(M.S.T.) Mountain standard time.

(C.S.T.) Central standard time.

(P.S.T.) Pacific standard time.

Time from 12:01 midnight to 12:00 noon shown in light face type.

Time from 12:01 noon to 12:00 midnight shown in heavy face type.

CHICAGO—OMAHA—DENVER

WESTBOUND Read Down

EASTBOUND Read Up

Table C Condensed Schedules All Trains Daily. Includes columns for Advance Coach Seat Reservations Required, City of Denver, Table C, City of Denver, and Advance Coach Seat Reservations Required. Lists stations from Chicago to Denver with departure and arrival times.

NO. 105-111;112-106—CITY OF DENVER—DAILY

Trains runs via C. M. St. P. & P. Chicago—Omaha; U. P. Omaha—Denver

Streamlined Sleeping Car..Chicago—Denver—Roomettes, Double Bedrooms.

Reclining Seat—Leg Rest Coaches.....Chicago—Denver (all seats reserved).

Cafe-Lounge Car.....North Platte—Denver Meal service, and beverages.

Dome Lounge.....Chicago—North Platte.

Dining Car.....Chicago—North Platte.

▣ Stops to let off or take paying passengers to or from points where these trains are regularly scheduled to stop.

● No. 111 stops to take paying passengers for Denver and beyond, or to let off paying passengers from Omaha or beyond; No. 112 stops to take paying passengers for Omaha or beyond or to let off paying passengers from Denver or beyond.

(f) Stops only on signal.

(C.S.T.) Central Standard time. (M.S.T.) Mountain Standard time.

Time from 12:01 midnight to 12:00 noon shown in light face type.

Time from 12:01 noon to 12:00 midnight shown in heavy face type.

CHICAGO — PORTLAND and SEATTLE via Omaha and Cheyenne

Table D: Condensed Schedules. All Trains Daily. C. M. St. P. & P. Union Pacific. Domeliner City of Portland 105 Daily Example. Trains 5-17 Daily Example. Eastbound Read Up. Domeliner City of Portland 106 Daily Example. Trains 18-6 Daily Example.

NOS. 105-106—Domeliner CITY OF PORTLAND—DAILY. C. M. St. P. & P. to Omaha; No. 457-460 Portland-Seattle. Dome Lounge Car... Omaha—Portland. Streamlined Sleeping Cars... Chicago—Portland—Roomettes, Double Bedrooms. Cheyenne—Portland—Roomettes, Double Bedrooms (from Kansas City).

Nos. 5-17-18-6—Daily. U. P. No. 5-6—Cheyenne; No. 17-18—Portland. Reclining Seat Coaches... Omaha—Portland—requires change of cars at Cheyenne. Seats not reserved. Buffet-Lounge car... Cheyenne—La Grande—cafeteria meal service, snacks and beverages. Streamlined Sleeping Car... Cheyenne—Portland (from Denver). Sections, Roomettes, Double Bedrooms.

SAVE! UNION PACIFIC'S LOW FAMILY FARES IN EFFECT DAILY GOOD IN COACHES AND SLEEPING-CARS LIBERAL BAGGAGE ALLOWANCE



See or call your nearest Union Pacific office for complete information and reservations.

■ Pocatello, Idaho is rail gateway to Yellowstone - Grand Teton National Parks. During summer season (June 10 through August 26) motor buses transport passengers to and from Yellowstone - Grand Teton National Parks. Consult Agcnr.

□ Conditional stop; see Table 20. (f) Stops only on signal.

♦ Motor Bus. This service is provided passengers arriving or departing Shoshone and holding proper tickets to and from Sun Valley, Idaho. No bus service during period Sun Valley is closed Oct. 16 to Dec. 14 and Apr. 1 to May 1.

● Limited handling of checked baggage on Trains 105-106; consult agent. * Daily train No. 457-458. † Daily Train No. 460.

(C.S.T.) Central Standard time (M.S.T.) Mountain Standard time.

(P.S.T.) Pacific Standard time.

Time from 12.01 midnight to 12.00 noon shown in light face type.

Time from 12.01 noon to 12.00 midnight shown in heavy face type.

We solicit your kind consideration and cooperation

PLEASE DON'T BE A "NO SHOW." (A "no show" is the person who reserves coach or Pullman accommodations in advance and then fails to cancel out when his plans change.)

So that we may serve you better, please be sure to cancel reservations promptly when it is found you will not use the space you have reserved.

We can then serve you and others better by not having any space go unused.

ST. LOUIS and KANSAS CITY — LOS ANGELES via Denver

WESTBOUND—Read Down

EASTBOUND—Read Up

Table E: Condensed Schedules. Domeliner City of Los Angeles 103 Daily Example. Train 17-5 Daily Example. Domeliner City of Kansas City 9-103 Daily Example. Table E Condensed Schedules. Domeliner City of Kansas City 104-10 Daily Example. Train 6-18 Daily Example. Domeliner City of Los Angeles 104 Daily Example.

NO. 9-103; 104-10—Domeliner CITY OF KANSAS CITY—DAILY

N & W 209-210—Kansas City; No. UP 9-10—Cheyenne; 103-104 Los Angeles

Dome Lounge Car... Cheyenne—Los Angeles. For sleeping car passengers. Streamlined Sleeping Cars... Kansas City—Los Angeles—Roomettes, Double Bedrooms. Kansas City—Portland—Roomettes, Double Bedrooms. (Operates in Train 105-106 Cheyenne—Portland).

Dome Coach... Kansas City—Los Angeles—36 leg rest seats reserved; dome seats not reserved.

Reclining Seat— Leg Rest Coaches... Kansas City—Los Angeles. (All Seats Reserved) Kansas City—Ogden (S.P. 101-102—San Francisco). Kansas City—Portland (operates in Trains 105-106 Cheyenne—Portland).

Club Lounge Car... Kansas City—Cheyenne. Dining Car... Kansas City—Cheyenne. Club and a la carte service. Dome Dining Car... Cheyenne—Los Angeles. Cafe Lounge Car... Cheyenne—Los Angeles—Moderately priced meals and lounge for coach passengers.

NO. 17-5; 6-18—DAILY

No. 17-18—Cheyenne; No. 5-6—Los Angeles.

Reclining Seat Coaches... Kansas City—Los Angeles (Requires change of cars at Cheyenne). Seats not reserved.

Buffet-Lounge Car... Denver—Cheyenne—cafeteria meal service, snacks and beverages.

NO. 103-104—Domeliner CITY OF LOS ANGELES—DAILY

(See Table A, Page 6 for equipment).

C—Conditional stop; See Table 3. □ Conditional stop; see Table 30.

▲ Motor bus between Lund and Cedar City. See Table 6. ♦ Motor bus connections with main line trains at East Los Angeles. See tables 7, 8 and 9 for complete information on bus schedules to and from East Los Angeles.

Ar Alhambra... Pasadena... Glendale (City)...

Ar Anaheim... (Stops at Disneyland Hotel)... Ar Orange (Santa Ana)...

Ar Long Beach... Ar San Pedro (P.S.T.)...

Union Pacific Motor Coach Service TO AND FROM EAST LOS ANGELES, CALIF.

● The Union Pacific maintains a passenger station at East Los Angeles, from which it operates motor coaches direct to Glendale, Pasadena, Alhambra, San Pedro, Long Beach, Disneyland Hotel, Anaheim, Orange, Fullerton, La Habra, Whittier and intermediate points. See Tables 7, 8 and 9 on page 18 for local schedules of all motor coaches.

● Passengers ticketed for those places may leave train at East Los Angeles where waiting motor coaches will take them direct to destination without extra charge. These motor coaches also deliver eastbound passengers to the East Los Angeles station.

ST. LOUIS—KANSAS CITY—PORTLAND—SEATTLE via Denver

Table F Condensed Schedules All Trains Daily. Table G Condensed Schedules All Trains Daily. Includes routes to St. Louis, Kansas City, Portland, and Seattle via Denver.

NO. 17-18—PORTLAND ROSE—DAILY. Streamlined Sleeping Cars Denver—Portland—Sections, Roomettes, Double Bedrooms. (Occupancy until 7:30 a.m.)

NO. 9-105; 106-10—Domeliner—CITY OF KANSAS CITY—CITY OF PORTLAND—DAILY. Dome Lounge Car. Streamlined Sleeping Cars.

ST. LOUIS—KANSAS CITY—SAN FRANCISCO via Denver

Table G Condensed Schedules All Trains Daily. Includes routes to St. Louis, Kansas City, San Francisco via Denver.

NO. 9-103-SP 101; SP 102-UP 104-10—Domeliner—CITY OF KANSAS CITY—CITY OF SAN FRANCISCO—DAILY. N & W No. 209-210—Kansas City; No. 9-10—Cheyenne; 103-104—Ogden; S. P. No. 101-102—San Francisco.

Coach Seat Revocation Charge—See Page 28. Streamlined Sleeping Cars. Cheyenne—San Francisco—Roomettes, Double Bedrooms. (From Chicago).

Pocatello, Idaho is rail gateway to Yellowstone - Grand Teton National Parks. During summer season (June 10 through August 26) motor buses transport passengers to and from Yellowstone - Grand Teton National Parks. Consult Agent.

ST. LOUIS—KANSAS CITY—DENVER

Table H Condensed Schedules All Trains Daily. Includes routes to St. Louis, Kansas City, Denver.

Equipment for Table II. NO. 9-10 Domeliner CITY OF KANSAS CITY—DAILY. N & W 209-210—Kansas City; U. P. 9-10—Denver. Coach Seat Reservation Charge—See Page 28.

DENVER—SALT LAKE CITY

Table J Condensed Schedules All Trains Daily. Includes routes to Denver, Salt Lake City.

Equipment for Table J. NO. 9-103; 104-10—Domeliner CITY OF KANSAS CITY—DAILY. Coach Seat Reservation Charge—See Page 28.

ST. LOUIS—KANSAS CITY—DENVER—SPOKANE

Table K Condensed Schedules All Trains Daily. Includes routes to St. Louis, Kansas City, Denver, Spokane.

Equipment for Table K. NO. 9-105-Bus; 19-106-10—Domeliner—CITY OF KANSAS CITY—CITY OF PORTLAND. N & W 209-210—Kansas City; U. P. No. 9-10—Cheyenne; 105-(Pendleton) 106—Hinkle; Bus-No. 19 Spokane.

Motor Bus, Rail tickets honored. Checked baggage not handled to or from station at Kansas City, Kans. Conditional stop; see Tables 24 or 30. (C.S.T.) Central Standard Time. (M.S.T.) Mountain Standard Time. (P.S.T.) Pacific standard Time.

Check the advantages of the... Low Family Fares. In effect daily. Good in coaches and sleeping-cars. Liberal baggage allowance. Ask your local Union Pacific Agent or Travel Agent to figure the cost.

CHICAGO-ST. LOUIS-KANSAS CITY-DENVER-POCATELLO-YELLOWSTONE-TETON

Table L Summer Season (June 10 - August 26) All Trains Daily. Columns include City of Kansas City-Portland, City of Portland, Table L, Bus-City of Portland, and City of Portland-Kansas City.

9-105; 106-10 CITY OF KANSAS CITY-PORTLAND-DAILY

N & W 209-210, St. Louis-Kansas City; No. 9-10-Cheyenne; No. 105-106-Pocatello.

See Table E for equipment.

105-Bus; Bus-106 CITY OF PORTLAND-DAILY

C. M. St. P. & P. No. 105-106-Omaha; No. 105-106-Pocatello.

See Table D for equipment.

SALT LAKE CITY - POCATELLO - BUTTE

Table O Condensed Schedules Tri-Weekly. Columns include Butte Special, Table O, and Butte Special.

No. 35; 36-BUTTE SPECIAL-TRI-WEEKLY. See Note O.

No. 35-36 Salt Lake City - Butte.

Sleeping Car-Snack Bar...Salt Lake City - Butte-4 Sec., 6 Rmte., 4 Dbl. Bdrm. Snack and beverage service.

Reclining Seat Coaches...Salt Lake City - Butte-not reserved.

Footnotes for Page 12

(f) Stops only on signal.

Pocatello, Idaho is rail gateway to Yellowstone-Grand Geton National Parks. During Park season (June 10 through August 26) motor buses transport passengers between Pocatello and the Parks. Consult Agent.

No. 35 leaves Salt Lake City on Thu., Sat. and Mon.

No. 36 leaves Butte on Fri., Sun. and Tue.

(C.S.T.) Central standard time. (M.S.T.) Mountain standard time. (P.S.T.) Pacific standard time. Time from 12.01midnight to 12.00 noon shown in light face type. Time from 12.01 noon to 12.00 midnight shown in heavy face type.

FOR BUSINESS OR PLEASURE RELAX ON A TRAIN- RENT A CAR - AVIS OR HERTZ AT YOUR DESTINATION

LOS ANGELES - SPOKANE - PORTLAND Via Shoshone(SUN VALLEY)-Boise-Nampa

Table R Condensed Schedules All Trains Daily. Columns include No. 104-105-Bus Example, Table R, and No. 19 106-103 Example.

Equipment for Table R

NO. 104-105-(Bus)-CITIES OF LOS ANGELES-PORTLAND-DAILY. No. 104 to Green River; No. 105 to Portland; (Bus, Pendleton to Spokane). See Tables A and D for equipment.

NO. 106-(19)-103-CITIES OF PORTLAND-LOS ANGELES-DAILY. No. 106 to Green River; (No. 19 Spokane to Hinkle); No. 103 to Los Angeles. See Tables A and D for equipment.

SALT LAKE CITY - BOISE - PORTLAND - SEATTLE

Table T Condensed Schedules All Trains Daily. Columns include No. 104-105-457 Example, Table T, and No. 460-106-103 Example.

Equipment for Table T

NO. 104-105-457-CITIES OF LOS ANGELES-PORTLAND-DAILY. No. 104 to Green River; No. 105 to Portland; No. 457 to Seattle. See Tables A and D for equipment.

NO. 460-106-103-CITIES OF PORTLAND-LOS ANGELES-DAILY. No. 460 to Portland, No. 106 to Green River; No. 103 to Salt Lake City. See Tables A and D for equipment.

CHICAGO - OMAHA - SPOKANE Walla Walla-Lewiston-Moscow-Pullman

Table S Condensed Schedules All Trains Daily. Columns include Advance Coach Seat Reservations, City of Portland, Table S, City of Portland, and Advance Coach Seat Reservations.

Equipment for Table S

NO. 105-Domeliner CITY OF PORTLAND-DAILY

No. 105 to Pendleton; Bus to Spokane. Dome Lounge Car...Omaha to Pendleton. Streamlined Sleeping Cars Chicago to Pendleton-Bedrooms, Roomettes. Reclining Seat Coaches...Chicago to Pendleton (leg rest seats-all reserved). Dome Coach...Chicago to Pendleton-36 leg rest seats reserved; dome seats not reserved. Dining Car...Chicago to Pendleton-club and a la carte service.

NO. 19-SPOKANE TO HINKLE-DAILY

Reclining Seat Coaches...Spokane to Hinkle (seats not reserved).

NO. 106-Domeliner CITY OF PORTLAND-DAILY

No. 19 to Hinkle; No. 106 to Chicago. Dome Lounge Car...Hinkle to Omaha. Streamlined Sleeping Cars Hinkle to Chicago-Bedrooms, Roomettes. Reclining Seat Coaches...Hinkle to Chicago (leg rest seats-all reserved). Dome Coach...Hinkle to Chicago-36 leg rest seats reserved; dome seats not reserved. Dining Car...Hinkle to Chicago-club and a la carte service.

Conditional stop; see Table 20

Motor Bus. This service is provided passengers arriving or departing Shoshone and holding proper tickets to and from Sun Valley. No bus service during period Sun Valley is closed Oct. 16 to Dec. 14 and Apr. 1 to May 1. (M.S.T.) Mountain Standard time

Via Western Greyhound Bus north of Pendleton, rail tickets honored. (C.T.) Central time. (M.T.) Mountain time. (P.T.) Pacific time. Time from 12.01 midnight to 12.00 noon shown in light face type. Time from 12.01 noon to 12.00 midnight shown in heavy face type.

PORTLAND, TACOMA AND SEATTLE

Table with columns for train numbers (407, 459, 457) and destinations (Portland, Tacoma, Seattle) with corresponding times.

Equipment for Table W NORTHBOUND

NO. 457—DAILY
Club-Lounge Car...Portland to Seattle.
Reclining Seat Coaches...Portland to Seattle (not reserved).

NO. 407—DAILY
Parlor Car...Portland to Seattle (R. R. Owned)
Reclining Seat Coaches...Portland to Seattle.

NO. 459—DAILY
Reclining Seat Coaches...Portland to Seattle.
Sandwich Service...Portland to Seattle.

SOUTHBOUND

NO. 460—DAILY
Reclining Seat Coaches...Seattle to Portland.
Sandwich Service...Seattle to Portland.

NO. 408—DAILY
Parlor Car...Seattle to Portland (R. R. Owned).
Reclining Seat Coaches...Seattle to Portland.

NO. 458—DAILY
Club-Lounge Car...Seattle to Portland.
Reclining Seat Coaches...Seattle to Portland (not reserved).

Check the advantages of the Low Family Fares

- Saves money when family travels together by train.
•• Good in coaches or sleeping cars.
•• Liberal free baggage allowance.
•• Good any day of week — going or returning.
•• Good on all trains.
•• Good for either one-way or round trip travel.


ASK YOUR LOCAL TRAVEL OR UNION PACIFIC AGENT TO GIVE YOU FULL DETAILS AND COST.

UNION PACIFIC RAILROAD

BAGGAGE ALLOWANCE-150 POUNDS

One hundred and fifty (150) pounds of baggage may be checked to destination on each full fare ticket, 75 pounds for each half-fare ticket for only 25 cents for each hand bag, 50 cents for each trunk.

Call R·E·A EXPRESS FOR EAGER-BEAVER SERVICE



◆ Arrives, departs Seattle Union Depot. ◇ Arrives, departs Seattle King Street Station.
▲ Rail station is at Kelso. There is bus service between Kelso and Longview every 20 minutes.
○ Motor Bus, Rail tickets honored.

Chicago and Omaha to Colorado, Utah, California and Pacific Northwest

Large table with columns for 'WESTBOUND—Read Down' and 'EASTBOUND—Read Up'. Includes sub-headers for 'Table No. 1 The Overland Route' and 'Read Down'. Lists various cities and train numbers with corresponding times.

Railroad Transfer Service PASSENGERS—BAGGAGE CHICAGO, ILL. THERE IS NO EXTRA CHARGE

FOR TRANSFERRING BETWEEN CHICAGO STATIONS The transfer coupon on your through ticket entitles you to a transfer of luggage and a comfortable ride in a railroad transfer service temperature

controlled coach from your incoming Chicago train to your outgoing station at no cost. SPECIAL LUGGAGE SERVICE If you have three hours or more between trains, you can give your luggage to the railroad

transfer service agent upon arrival, before boarding coaches, and pick it up at the parcel room of the outgoing station. The charge will be the usual parcel room checking fee, plus 25 cents.

Chicago and Omaha to Colorado, Utah, California and Pacific Northwest

Table No. 2 The Overland Route. WESTBOUND—Read Down and EASTBOUND—Read Up. Includes columns for DOME-LINER City of San Fran., The Challenger, DOME-LINER City of Portland, DOME-LINER City of Kansas City, and MILES. Lists stations from Chicago/Omaha to San Francisco.

For Complete Schedules, Ogden—Los Angeles, see Table 3; Green River—Portland, Table 20; Ogden—San Francisco, Table 14; Denver—Kansas City—St. Louis, Tables 24 and 30.

Footnotes for Tables 1 and 2. A Stops to take or let off paying passengers Denver and beyond; B Stops to take or let off paying passengers Omaha and beyond; C Stops to take paying passengers for Las Vegas or beyond; D Stops to let off paying passengers from Cheyenne or beyond; E Stops to let off paying passengers from Cheyenne or beyond; F Stops to let off paying passengers from Denver or East; G Stops to take on or let off paying passengers for or from Reno or beyond; H Stops to let off paying passengers from points beyond Savanna; J Stops to let off paying passengers from Las Vegas or beyond; K Stops to take paying passengers for points beyond Savanna; L Stops to take revenue passengers for Sidney, Nebr. or beyond; M Stops to take paying passengers for North of Granger, or for Ogden and beyond; N Stops to let off paying passengers from Omaha or beyond; O Stops to take or let off paying passengers; P Stops to let off paying passengers from Cheyenne or East; V Stops to let off paying passengers from Granger or beyond; W Stops to let off paying passengers from Granger or beyond; Z Stops to let off paying passengers from Hampshire; also from Savanna or beyond. NOTE—There is bus service between Kimball and Gering, Harrisburg and Scottsbluff, Nebr. On arrival Kimball consult local bus agent about bus schedules.

Between Chicago, Omaha, Denver, Ogden, Salt Lake City and Los Angeles

Table No. 3 The Overland Route. WESTBOUND—Read Down and EASTBOUND—Read Up. Includes columns for Train 5 Daily, DOME-LINER City of Kansas City, The Challenger, DOME-LINER City of Los Angeles, MILES, and Elevation. Lists stations from Chicago/Omaha to Los Angeles.

Footnotes for Table 3. * Motor bus between Lund and Cedar City. See Table No. 6. * Motor bus connections with main line trains at East Los Angeles. * Limited handling of checked baggage on these trains; consult agent. (f) Stops only on signal. C Stops to let off paying passengers from Ogden or beyond; or to take for Los Angeles. D Stops to let off or take passengers. E Stops to let off paying passengers from Los Angeles; or to take for Ogden or beyond. * Mileage shown on mile posts is from Council Bluffs. See General Information, page 2. (C.S.T.) Central Stand. Time (M.S.T.) Mount. Stand. Time (P.S.T.) Pacific Stand. Time. Time from 12:01 midnight to 12:00 noon shown in light face type. Time from 12:01 noon to 12:00 midnight shown in heavy face type.

UNION PACIFIC offers stopover privileges at fabulous LAS VEGAS enroute to and from Southern California via the DOMELINERS CITY OF LOS ANGELES THE CHALLENGER CITY OF KANSAS CITY

Low Family Fares in effect daily. Good in sleeping cars and coaches.

Between Chicago, Omaha, Denver, Ogden, Salt Lake City and Los Angeles

Table 3: The Overland Route. Includes WESTBOUND-Read Down and EASTBOUND-Read Up schedules with train numbers, departure times, and station names.

Footnotes for Tables 5 to 11, Inclusive

- ▲ Daily motor coach service of the Union Pacific Stage Co. shown in tables 7, 8 and 9, is operated over public highways. Rail tickets honored.
† Stops to pick up revenue passengers when advance notice is given to U.P. ticket agent at East Los Angeles.
E Stops to let off passengers, and to pick up passengers upon advance notice to U.P. ticket agent at Long Beach.
♦ Motor bus connections with main line trains at East Los Angeles.
□ Las Vegas-Tonopah-Reno Stage Line, Inc.—Rail revenue tickets honored.

See tables 7, 8 and 9 on this page, for more complete motor bus schedules to and from East Los Angeles.

Tables 5, 7, 8, 9: Motor bus schedules for Salt Lake City-Provo-Lyndyl, East Los Angeles-Pasadena-Glendale, East Los Angeles-Long Beach-San Pedro, and East Los Angeles-Whittier-Anaheim.

Tables 6, 10: Motor bus schedules for Salt Lake City-Lund-Cedar City-Los Angeles and Las Vegas-Boulder City-Hoover Dam-Lake Mead.

Table 11: Motor bus schedules for Las Vegas-Phoenix-Tucson (Las Vegas-Tonopah-Reno Stage Line).

* Motor bus between Lund and Cedar City, gateway to Zion, Bryce Canyon, Grand Canyon National Parks.
K Freight service only.

Chicago, Omaha, Ogden and San Francisco

Table 14: The Overland Route. Includes WESTBOUND Read Down and EASTBOUND Read Up schedules with train numbers, departure times, and station names.

- (f) Stops only on signal.
▲ Limited handling of checked baggage on these trains; consult agent.
■ Leaves and arrives from Third Street station.
♦ Mileage shown on mile posts is from Council Bluffs. See General Information, page 2.
▲ See page 26 for motor bus connections with U. P. trains at Omaha, Fremont, Columbus and Grand Island.

Chicago, Omaha and Denver

Table 17: The Overland Route. Includes WESTBOUND-Read Down and EASTBOUND-Read Up schedules with train numbers, departure times, and station names.

- (C.S.T.) Central standard time.
(M.S.T.) Mountain standard time.
(P.S.T.) Pacific standard time.

Between Chicago, Omaha and Spokane, Portland, Tacoma and Seattle

Table No. 20 The Overland Route. WESTBOUND-Read Down and EASTBOUND-Read Up. Includes stations like Chicago, Omaha, St. Louis, Kansas City, Denver, Cheyenne, and Spokane.

Footnotes for Pages 20 and 21

Motor bus. This service is provided passengers arriving or departing Shoshone and holding proper tickets to and from Sun Valley, Idaho. No bus service during period Sun Valley is closed Oct. 16 to Dec. 14 and Apr. 1 to May 1. Pocatello, Idaho is rail gateway to Yellowstone - Grand Teton National Parks. No. 17 originates at Kansas City, Mo. and No. 18 terminates there. Nos. 5 and 6 from and to Omaha connect with Nos. 17 and 18 at Cheyenne. Daily. (f) Stops only on signal. A Stops to let off paying passengers from Tacoma and beyond; also to take for Vancouver and beyond. D Stops to take paying passengers for Pendleton or beyond. E Stops to take paying passengers for Green River and beyond; also to let off from Pocatello and beyond. K Stops to take paying passengers for Vancouver and beyond. L Stops to let off paying passengers from Green River and beyond; also to take for Pocatello and beyond. N Stops to let off paying passengers from Pocatello or beyond. O Stops to take on paying passengers for Pocatello or beyond. S No. 105 stops to let off paying passengers from Omaha, Denver or beyond and to take paying passengers for Portland, Spokane or beyond. No. 106 stops to let off paying passengers from Portland, Spokane or beyond and to take paying passengers for Denver, Omaha or beyond. T Stops to take paying passengers for Pocatello, Ogden or beyond; also to let off from Huntington and beyond. U Stops to let off paying passengers from Vancouver and beyond; also to take for Tacoma, Seattle and beyond. V Stops to let off paying passengers from Portland and beyond on Tuesdays only. Y For service between St. Louis, Denver and Cheyenne, see tables 24 and 30. Z Stops to let off paying passengers from Ogden, Pocatello, and beyond; also to take for Huntington and beyond. (Continued on next page)

For Greatest Travel Comfort - Ride the Train

For equipment, see pages 6 to 14, inclusive.

Between Chicago, Omaha and Spokane, Portland, Tacoma and Seattle

Table No. 20 (Continued) The Overland Route (Pacific Standard Time). WESTBOUND-Read Down and EASTBOUND-Read Up. Includes stations like Huntington, Pendleton, Spokane, and Portland.

Footnotes for Pages 20 and 21

(Continued from page 20) Bus from Pendleton. Stops to let off paying passengers from Vancouver and beyond; also to take for points beyond Seattle. Stops to let off paying passengers from Spokane and East. Mileage shown on mile posts is from Council Bluffs. See General Information, Page 2.


SHIP AND TRAVEL UNION PACIFIC



Between Portland, Tacoma and Seattle

All tickets over these lines are interchangeable and good on any train listed below.

Table No. 20A Continued Pacific Standard Time. Includes stations like Portland, Vancouver, Ridgefield, Woodland, Kalama, Kelso-Longview, Castle Rock, Vader, Winlock, Napavine, Chehalis, Centralia, Bucooda, Tenino, East Olympia, Nisqually, Stellacoom, Tacoma, Puyallup, Sumner, Auburn, Kent, and Seattle.



For equipment, see pages 6 to 14, inclusive. For explanation of reference marks, also see page 20.

St. Louis, Kansas City, and Denver

Table No. 24 The Overland Route. WESTBOUND Read Down, EASTBOUND Read UP. Includes routes to Kansas City, St. Louis, and Denver with various stops and times.

Table No. 31 (F. W. G.—Daily Bus Service—Colorado Motor Way—Daily Bus Rail Tickets Honored). Denver — La Salle — Greeley — Ft. Collins. Includes routes to La Salle, Greeley, and Ft. Collins.

Denver, Cheyenne and Salt Lake City

Table No. 30 The Overland Route (Mountain Standard Time). WESTBOUND Read Down, EASTBOUND Read UP. Denver — Cheyenne: See Table 93 for Bus Service. Includes routes to Cheyenne and Salt Lake City.

Solomon — Beloit. Table No. 26 (Central Time). Includes routes to Beloit and Kansas City.

Kansas City — Salina Plainville — Oakley. Table No. 28 (Central Time). Includes routes to Salina, Plainville, and Oakley.

Kansas City — Salina McPherson. Table No. 27 (Central Time). Includes routes to Salina and McPherson.

Echo — Coalville — Park City. Table No. 32 (Mountain Time). Includes routes to Coalville and Park City.

Laramie — Centennial — Walden. Table No. 33 (Mountain Time). Includes routes to Centennial and Walden.

Walcott — Saratoga Encampment. Table No. 34 (Mountain Time). Includes routes to Saratoga and Encampment.

Salt Lake City, Ogden, Pocatello, Idaho Falls and Butte

Table No. 36 The Overland Route (Mountain Standard Time) (Tri-Weekly). WESTBOUND Read Down, EASTBOUND Read UP. Includes routes to Ogden, Pocatello, Idaho Falls, and Butte.

- Footnotes for Pages 22 and 23. A Stops to take on or to let off paying passengers. B Stops to take paying passengers for Denver and beyond. C Stops to let off paying passengers from Denver and beyond. D Stops to take paying passengers for Salina or beyond. E Stops to let off paying passengers; also to take for Idaho Falls or beyond. H Stops to take paying passengers; also let off from Idaho Falls or beyond. J Stops to let off paying passengers from Granger or beyond, also to take paying passengers for Denver or beyond. K Freight service only. N Stops to let off paying passengers from Topeka, Lawrence and Kansas City or beyond; also to take for Denver or beyond. O Stops to let off paying passengers from Denver or beyond; also to take for Kansas City or beyond. R Stops to take paying passengers for Denver or beyond; also to let off paying passengers from Salina and east thereof. T Stops to let off paying passengers from Denver and beyond; also to take for Salina and east thereof where train is scheduled to stop.

Cache Junction — Logan — Preston

Table No. 37 (Mountain Time). Includes routes to Cache Junction, Logan, and Preston.

Pocatello - Yellowstone (Summer Season) (June 10 - August 26)

Table No. 39 (Mountain Time). Includes routes to Pocatello and Yellowstone.

Idaho Falls - Victor

Table No. 40 (Mountain Time). Includes routes to Idaho Falls and Victor.

Ogden - Brigham - Malad

Table No. 38 (Mountain Time). Includes routes to Ogden, Brigham, and Malad.

ASK ABOUT OUR PREPAID TICKET ORDER PLAN

Footnotes for Pages 22 and 23

- W Conditional stop; see table 2. X Stops to let off paying passengers from Denver and beyond; also to take for Topeka, and for Kansas City and beyond. Z Stops to let off paying passengers from east of Denver; also to take for Laramie or scheduled stops beyond. (f) Stops only on signal. † Daily except Sunday. * Daily. □ Mixed train. + Checked baggage not handled to or from station at Kansas City, Kans. • Operates tri-weekly only. No. 35 leaves Salt Lake City on Thu., Sat. and Mon. No. 36 leaves Butte on Fri., Sun. and Tue. • Local freight with caboose only. ○ Pocatello, Idaho is rail gateway to Yellowstone-Grand Teton National Parks. During summer season (June 10 to August 26) motor buses transport passengers between Pocatello and the Parks. Consult Agent.

Union Pacific Branch Lines

Omaha-No. Platte-So. Torrington
Table No. 42
Mixed 93 Mls. Table No. 42 Mixed 94

Central City-Valparaiso
Table No. 45
Mls. Table No. 45 Central Time

Topeka-Marysville-Grand Island
Table No. 52
Mls. Table No. 52 Central Time

Idaho Falls-Ucon-St. Anthony
Table No. 58
Mls. Table No. 58 (Mountain Time)

Kearney-Stapleton
Table No. 43
Mixed 95 Mls. Table No. 43 Central Time Mixed 96

Columbus-Spalding
Table No. 46
Mixed 79 Mls. Table No. 46 Central Time Mixed 80

Minidoka-Twin Falls-Buhl-Wells
Table No. 60
49 Table No. 60 (Mountain Time) 50

Portland-La Grande-Joseph
Table No. 72
Mls. Table No. 72 (Pacific Time)

Columbus-Albion
Table No. 47
Mixed 81 Mls. Table No. 47 Central Time Mixed 82

St. Joseph-Marysville
Table No. 53
Mls. Table No. 53 Central Time

Caldwell-Wilder
Table No. 68
Mls. Table No. 68 (Mountain Time)

Grand Island-Ord
Table No. 48
Mls. Table No. 48 Central Time

Blackfoot-Aberdeen-Mackay
Table No. 56
Mls. Table No. 56 Mountain Time

Shoshone-Ketchum-Sun Valley
Table No. 69
Mls. Table No. 69 (Mountain Time)

Grand Island-Loup City
Table No. 49
Mls. Table No. 49 Central Time

Minidoka-Rupert-Bliss
Table No. 61
Mixed 49-Bus Table No. 61 (Mountain Time) Bus-Mixed 50

Ontario-Vale-Crane and Burns
Table No. 70
Mls. Table No. 70 (Mountain Time)

Lawrence-Leavenworth
Table No. 50
Mls. Table No. 50 Central Time

Idaho Falls-Orvin-St. Anthony
Table No. 57
Mls. Table No. 57 (Mountain Time)

Burley-Declo
Table No. 62
Mls. Table No. 62 (Mountain Time)

Columbus-Norfolk
Table No. 44
Table No. 44 Central Time (For Bus Service, See Table 92.)

SHIP and TRAVEL UNION PACIFIC

Nyssa-Homedale-Marsing
Table No. 64
Mls. Table No. 64 (Mountain Time)

Richfield-Hill City
Table No. 65
Mls. Table No. 65 (Mountain Time)

Union Pacific Branch Lines

Payette-Emmett
Table No. 71
Mls. Table No. 71 (Mountain Time)

Ayer-Spokane*
Table No. 76
Mls. Table No. 76 (Pacific Time)

Hinkle-Yakima*
Table No. 78
Mls. Table No. 78 (Pacific Time)

Nampa-Emmett-McCall
Table No. 67
Mls. Table No. 67 (Mountain Time)

Portland-La Grande-Joseph
Table No. 72
Mls. Table No. 72 (Pacific Time)

Colfax-Moscow*
Table No. 76a
Mls. Table No. 76a (Pacific Time)

Caldwell-Wilder
Table No. 68
Mls. Table No. 68 (Mountain Time)

Weiser-New Meadows
Table No. 73
Mls. Table No. 73 (Mountain Time)

Ayer-Lewiston*
Table No. 77
Mls. Table No. 77 (Pacific Time)

Shoshone-Ketchum-Sun Valley
Table No. 69
Mls. Table No. 69 (Mountain Time)

Hinkle-Spokane*
Table No. 74
20 Daily Mls. Table No. 74 (Pacific Time) 19 Daily

Camas Prairie R.R.
Table No. 77
Mls. Table No. 77 (Pacific Time)

Ontario-Vale-Crane and Burns
Table No. 70
Mls. Table No. 70 (Mountain Time)

Walla Walla-Wallula
Table No. 75
Mls. Table No. 75 (Pacific Time)

Camas Prairie R.R.
Table No. 77
Mls. Table No. 77 (Pacific Time)

Vale-Hope-Little Valley-Harper-Namor-Jonesboro-Juntura-Long-Riverside-Dunnean-Venator-Crane-Redess-Burns
Table No. 75
Mls. Table No. 75 (Pacific Time)

Walla Walla-Wallula
Table No. 75
Mls. Table No. 75 (Pacific Time)

Camas Prairie R.R.
Table No. 77
Mls. Table No. 77 (Pacific Time)

* Daily. † Sunday only. ‡ Daily except Sundays and Holidays. H Mondays, Wednesdays and Fridays only. D Wednesdays and Fridays only. E Tuesdays, Thursdays, and Saturdays only. † Northwest Greyhound Lines daily bus—Rail tickets honored. ‡ Rail tickets between Hastings and Grand Island honored on Yellow Diamond Lines buses. See table No. 90. K Freight service only. ⊕ On days livestock is to be carried, train No. 82 runs about one-half hour later than schedule shown. (f) Stops on signal.

Low Family Fares in effect daily. Good in sleeping cars and coaches.

Footnotes for Page 25
* See Page 26 for bus service.
† Daily except Sunday.
‡ Stops to let off paying passengers from Hinkle or beyond.
K Freight service only.
Time from 12:01 midnight to 12:00 noon shown in light face type.
Time from 12:01 noon to 12:00 midnight shown in heavy face type.
Figures opposite junction points refer to tables showing diverging trains.

When Away From Home...

... remember this symbol of help for all travelers and newcomers in trouble. You will find the Travelers Aid lamp in all major rail terminals. Travelers Aid is a social service supported by voluntary contributions through Community Chests and United Funds.



Along the UNION PACIFIC route Travelers Aid is in -
Kansas City Chicago Denver
Long Beach Spokane Omaha
Los Angeles St. Louis
Salt Lake City

RESERVED COACH SEAT CHARGES

"THE CHALLENGER" — "CITY OF LOS ANGELES" — "CITY OF SAN FRANCISCO"

BETWEEN	Chicago, Ill.	Savanna, Ill.	Perry, Ia.	Omaha, Neb.	Grand Island, Neb.	North Platte, Nebr.	Sidney, Neb.	Cheyenne, Wyo.	Rawlins, Wyo.	Ogden, Utah	Salt Lake City, Utah	Milford, Utah	Caliente, Nev.	Las Vegas Nev.	Los Angeles, Cal.	Reno, Nev.	Sacramento, Cal.	San Francisco, Cal.
Chicago, Ill.	②	\$ ②	\$.75	\$.75	\$1.75	\$2.00	\$2.00	\$2.00	\$2.25	\$2.25	\$2.25	\$2.75	\$3.00	\$3.00	\$3.00	\$4.00	\$4.00	\$4.00
Savanna, Ill.			.75	.75	1.75	2.00	2.00	2.00	2.25	2.25	2.25	2.75	3.00	3.00	3.00	4.00	4.00	4.00
Perry, Iowa	.75	.75		.75	1.75	2.00	2.00	2.00	2.25	2.25	2.25	2.75	3.00	3.00	3.00	4.00	4.00	4.00
Omaha, Nebr.	.75	.75	.75		1.00	1.25	1.25	1.25	1.50	1.50	1.50	2.00	2.25	2.25	2.25	3.25	3.25	3.25
Grand Island, Nebr.	1.75	1.75	1.75	1.00		1.00	1.25	1.25	1.50	1.50	1.50	2.00	2.25	2.25	2.25	3.25	3.25	3.25
North Platte, Nebr.	2.00	2.00	2.00	1.25	1.00		1.00	1.25	1.25	1.50	1.50	2.00	2.25	2.25	2.25	3.25	3.25	3.25
Sidney, Nebr.	2.00	2.00	2.00	1.25	1.25	1.00		1.00	1.25	1.50	1.50	2.00	2.25	2.25	2.25	3.25	3.25	3.25
Cheyenne, Wyo.	2.00	2.00	2.00	1.25	1.25	1.25	1.00		1.00	1.50	1.50	1.75	2.00	2.00	2.00	3.00	3.00	3.00
Rawlins, Wyo.	2.25	2.25	2.25	1.50	1.50	1.25	1.25	1.00		1.25	1.25	1.75	1.75	2.00	2.00	3.00	3.00	3.00
Ogden, Utah	2.25	2.25	2.25	1.50	1.50	1.50	1.50	1.50	1.25		1.00	1.50	1.50	1.50	1.50	2.00	2.25	2.25
Salt Lake City, Utah	2.25	2.25	2.25	1.50	1.50	1.50	1.50	1.50	1.25	1.00		1.00	1.50	1.50	1.50	2.00	2.25	2.25
Milford, Utah	2.75	2.75	2.75	2.00	2.00	2.00	2.00	1.75	1.75	1.50	1.00		1.00	1.25	1.50			
Caliente, Nev.	3.00	3.00	3.00	2.25	2.25	2.25	2.25	2.00	1.75	1.50	1.50	1.00		1.00	1.25			
Las Vegas, Nev.	3.00	3.00	3.00	2.25	2.25	2.25	2.25	2.00	2.00	1.50	1.50	1.25	1.00		1.00			
Los Angeles, Calif.	3.00	3.00	3.00	2.25	2.25	2.25	2.25	2.00	2.00	1.50	1.50	1.50	1.25	1.00				
Reno, Nev.	4.00	4.00	4.00	3.25	3.25	3.25	3.25	3.00	3.00	2.00						1.00	1.00	1.00
Sacramento, Calif.	4.00	4.00	4.00	3.25	3.25	3.25	3.25	3.00	3.00	2.25						1.00	1.00	1.00
San Francisco, Calif.	4.00	4.00	4.00	3.25	3.25	3.25	3.25	3.00	3.00	2.25						1.00	1.00	1.00

"CITY OF KANSAS CITY" — "CITY OF KANSAS CITY-CITY OF SAN FRANCISCO"

BETWEEN	Kansas City, Mo.	Topeka, Kan.	Manhattan, Kans.	Salina, Kan.	Russell, Kans.	Oakley, Kans.	Denver, Colo.	Cheyenne, Wyo.	Rawlins, Wyo.	Ogden, Utah	Salt Lake City, Utah	Milford, Utah	Caliente, Nev.	Las Vegas, Nev.	Los Angeles, Cal.	Reno, Nev.	Sacramento, Cal.	San Francisco, Cal.
Kansas City, Mo.	\$ 1.00	\$1.00	\$1.00	\$1.00	\$1.25	\$1.25	\$1.50	\$1.50	\$1.50	\$1.50	\$1.50	\$2.00	\$2.00	\$2.25	\$2.25	\$3.25	\$3.25	\$3.25
Topeka, Kans.	1.00		1.00	1.00	1.00	1.00	1.50	1.50	1.50	1.50	1.50	2.00	2.00	2.25	2.25	3.00	3.00	3.00
Manhattan, Kans.	1.00	1.00		1.00	1.00	1.00	1.50	1.50	1.50	1.50	1.50	2.00	2.00	2.25	2.25	3.00	3.00	3.00
Salina, Kans.	1.00	1.00	1.00		1.00	1.00	1.50	1.50	1.50	1.50	1.50	2.00	2.00	2.00	2.00	3.00	3.00	3.00
Russell, Kans.	1.25	1.00	1.00	1.00		1.00	1.50	1.50	1.50	1.50	1.50	2.00	2.00	2.00	2.00	3.00	3.00	3.00
Oakley, Kans.	1.25	1.00	1.00	1.00	1.00		1.25	1.50	1.50	1.50	1.50	2.00	2.00	2.00	2.00	3.00	3.00	3.00
Denver, Colo.	1.50	1.50	1.50	1.50	1.50	1.25		1.00	1.25	1.25	1.25	1.75	1.75	2.00	2.00	3.00	3.00	3.00
Cheyenne, Wyo.	1.50	1.50	1.50	1.50	1.50	1.50	1.00		1.00	1.50	1.50	1.75	2.00	2.00	2.00	3.00	3.00	3.00
Rawlins, Wyo.	1.50	1.50	1.50	1.50	1.50	1.50	1.25	1.00		1.25	1.25	1.75	1.75	2.00	2.00	3.00	3.00	3.00
Ogden, Utah	1.50	1.50	1.50	1.50	1.50	1.50	1.50	1.50	1.25		1.00	1.50	1.50	1.50	1.50	2.00	2.25	2.25
Salt Lake City, Utah	1.50	1.50	1.50	1.50	1.50	1.50	1.50	1.50	1.25	1.00		1.00	1.50	1.50	1.50	2.00	2.25	2.25
Milford, Utah	2.00	2.00	2.00	2.00	2.00	2.00	2.00	1.75	1.75	1.50	1.00		1.00	1.25	1.50			
Caliente, Nev.	2.00	2.00	2.00	2.00	2.00	2.00	2.00	2.00	1.75	1.50	1.00	1.00		1.00	1.25			
Las Vegas, Nev.	2.25	2.25	2.25	2.00	2.00	2.00	2.00	2.00	2.00	1.50	1.50	1.25	1.00		1.00			
Los Angeles, Calif.	2.25	2.25	2.25	2.00	2.00	2.00	2.00	2.00	2.00	1.50	1.50	1.50	1.25	1.00				
Reno, Nev.	3.25	3.00	3.00	3.00	3.00	3.00	3.00	3.00	3.00	2.00						1.00	1.00	1.00
Sacramento, Calif.	3.25	3.00	3.00	3.00	3.00	3.00	3.00	3.00	3.00	2.25						1.00	1.00	1.00
San Francisco, Calif.	3.25	3.00	3.00	3.00	3.00	3.00	3.00	3.00	3.00	2.25						1.00	1.00	1.00

Each person occupying a seat, including children, must pay full Reserved Coach Seat Fare.

NO REFUND unless space released not later than:

- 48 hours before departure if bought more than 48 hours in advance.
- 24 hours before departure if bought 24 to 48 hours in advance.
- 3 hours before departure if bought on day of departure.

Only exception is for missed connection due to delayed trains.

- Charge not applicable locally Chicago-Savanna, Ill. inclusive. The Reserved Seat charge does not apply on trips made within the State of California.

UNION PACIFIC TRAINS USE THESE STATIONS

Boise, Idaho: Union Pacific Station.
Butte, Montana: Union Station.
Cheyenne, Wyo: Union Pacific Station.
Chicago, Illinois: Union Station, Canal Street and Jackson Boulevard.
Denver, Colorado: Union Station.
Kansas City, Mo: Union Station, Main Street and Union Station Plaza.
Los Angeles, Calif: Los Angeles Union Passenger Terminal.

East Los Angeles: Union Pacific Station.
Oakland, Calif: Southern Pacific 16th Street Station.
Ogden, Utah: Union Station.
Olympia, Wash: Union Pacific Station.
Omaha, Nebraska: Union Station, 10th and Marcy Streets.
Pendleton, Oregon: Union Pacific Station, Corner Main and Frazer Sts.

Pocatello, Idaho: Union Pacific Station.
Portland, Oregon: Union Station, Sixth and Johnson Streets.
Riverside, Calif: Union Pacific Station.
San Bernardino, Calif: Union Station.
San Francisco, Calif: Third and Townsend Station.
Salina, Kansas: Union Station.
Salt Lake City, Utah: Union Pacific Station.

Seattle, Wash: Union Station, 4th Avenue, South, and Jackson Street.
Spokane, Washington: Union Station.
St. Louis, Mo: Union Station, 18th and Market Streets.
Tacoma, Washington: Union Station.
Topeka, Kansas: Union Pacific Station, Railroad and North Jackson Streets.

ONE WAY RAIL FARES

The WESTBOUND fares shown herein are those in effect October 7, 1968 taken from latest available tariffs, and do not reflect any change in fares which may be authorized at a subsequent date. Fares are quoted as information only and are not to be used for selling purposes.

FROM	TO	Los Angeles, San Diego, Calif.		San Francisco, Calif.		Portland, Ore.		Seattle, Wash.		Spokane, Walla Walla, Wash.		Salt Lake City, Utah		Denver, Colo.		Boise, Ida.		Las Vegas, Nev.			
		CLASS	COACH	FIRST	COACH	FIRST	COACH	FIRST	COACH	FIRST	COACH	FIRST	COACH	FIRST	COACH	FIRST	COACH	FIRST	COACH	FIRST	COACH
Akron, Ohio (via B&O or E-LRR and Chicago)		\$111.04	\$2.64	\$111.04	\$2.64	\$108.23	\$0.41	\$108.23	\$0.41	\$96.04	\$70.82	\$83.12	\$60.66	\$65.43	\$46.71	\$94.77	\$92.81	\$100.49	\$74.33		
Albany, N. Y.		146.71	105.63	146.71	105.63	143.90	80.40	143.90	80.40	131.71	83.81	118.79	83.65	110.10	69.70	130.44	69.80	138.18	97.32		
Atlanta, Ga. (via Chicago)		104.64	78.52	104.64	78.52	111.98	86.69	112.61	87.15	100.41	77.53	81.38	62.15	63.26	48.27	93.00	71.67	98.76	75.82		
Atlanta, Ga. (via St. Louis or Kansas City)		82.32	72.02	89.85	77.97	111.98	86.69	112.61	87.15	100.41	77.53	81.38	62.15	63.26	48.27	93.00	71.67	98.76	75.82		
Baltimore, Md. (via B&O)		138.14	97.30	140.59	99.91	137.78	97.69	137.78	97.69	125.69	88.10	112.67	77.94	94.98	63.99	124.32	87.09	130.04	91.61		
Baltimore Md. (via PC)		142.76	103.14	142.76	103.14	139.95	100.91	139.95	100.91	127.76	91.32	114.84	81.16	97.15	67.21	126.49	90.31	132.21	94.83		
Birmingham, Ala. (via Chicago)		103.58	78.52	103.58	78.52	106.51	84.07	107.14	84.33	94.94	75.01	75.91	59.99	58.22	46.06	87.53	69.15	93.28	73.68		
Birmingham, Ala. (via St. Louis or Kansas City)		85.25	66.96	92.78	72.91	106.51	84.07	107.14	84.33	94.94	75.01	75.91	59.99	58.22	46.06	87.53	69.15	93.28	73.68		
Boston, Mass. (via Albany)		161.91	115.24	161.91	115.24	159.10	113.01	159.10	113.01	145.91	103.42	133.99	93.26	116.30	79.31	145.64	102.41	151.36	106.53		
Buffalo, N. Y. (via PC)		125.24	92.31	125.24	92.31	122.43	90.08	122.43	90.08	110.24	80.49	97.32	70.33	79.63	56.39	108.97	79.48	114.69	84.00		
Charleston, W. Va.		117.25	86.13	117.25	86.13	118.64	88.25	118.64	88.25	108.45	78.66	93.23	67.21	75.12	52.97	104.86	76.36	110.60	80.85		
Chattanooga, Tenn. (via Louisville & Chicago)		100.37	78.52	100.37	78.52	106.18	82.44	106.81	83.01	94.61	73.38	78.35	58.36	62.18	46.06	87.97	68.46	93.72	72.03		
Chattanooga, Tenn. (via St. Louis)		87.87	68.19	95.40	74.14	106.18	82.44	106.81	83.01	94.61	73.38	78.35	58.36	62.18	46.06	87.97	68.46	93.72	72.03		
Chicago, Ill.		89.84	70.76	89.84	70.76	86.89	68.42	86.89	68.42	74.09	58.35	60.62	47.68	41.95	33.03	72.75	57.29	78.76	62.03		
Cincinnati, Ohio (via PC)		104.64	78.52	104.64	78.52	104.98	79.14	104.98	79.14	92.79	69.55	79.87	59.39	62.18	45.36	91.52	68.54	87.24	73.06		
Cleveland, Ohio (via PC)		111.33	83.64	111.33	83.64	108.49	81.41	108.49	81.41	91.82	68.38	83.38	61.36	65.03	47.71	70.81	100.75	75.33			
Columbus, Ohio (via PC)		109.31	82.32	109.31	82.32	106.50	80.09	106.50	80.09	94.31	70.50	81.39	60.39	63.70	46.93	93.04	69.49	98.76	70.01		
Columbia, S. C. (via Chicago)		104.64	78.52	110.68	85.71	120.75	92.87	121.38	93.43	108.18	83.81	92.21	68.79	74.09	56.01	103.83	77.95	102.46	78.00		
Denver, Colo.		55.31	43.55	55.31	43.55	56.11	44.16	56.11	44.16	50.00	44.16	23.90	18.82	27.42	21.62	36.20	28.49	42.14	33.17		
Des Moines, Iowa (via Omaha)		76.57	60.30	76.57	60.30	78.12	61.51	78.89	62.17	68.08	52.07	45.99	36.23	37.42	21.62	58.22	45.83	64.23	50.58		
Detroit, Mich. (via ST)		97.81	79.64	97.81	73.64	96.00	77.41	95.00	77.41	82.51	67.82	63.89	57.66	52.20	43.71	81.54	68.81	87.26	71.33		
Detroit, Mich. (via C&O)		103.50	80.24	103.50	80.24	104.98	79.14	104.98	79.14	92.79	69.55	79.48	58.26	61.37	44.31	91.11	67.41	96.25	71.93		
Detroit, Mich. (via PC)		107.05	80.88	107.05	80.88	104.24	78.66	104.24	78.66	92.05	69.06	79.13	58.90	61.44	44.95	90.78	68.05	96.50	72.57		
Greensboro, N. C. #		106.49	81.47	114.02	87.42	122.17	93.87	122.80	94.43	110.60	84.81	94.20	69.79	76.09	57.40	105.82	78.95	104.24	79.71		
Hartford, Conn.		154.51	110.49	154.51	110.49	151.70	108.26	151.70	108.26	139.51	98.67	126.59	85.81	100.90	74.56	138.24	97.66	143.96	102.18		
Indianapolis, Ind. (via PC)		87.33	73.92	87.33	73.92	79.97	63.06	79.97	63.06	67.16	52.97	47.95	39.94	40.21	33.25	63.31	58.87	67.83			
Jackson, Miss. (via Chicago)		102.34	80.58	102.34	80.58	102.98	81.09	105.39	83.14	93.19	73.52	88.24	69.80	70.57	55.88	93.19	73.32	102.34	80.58		
Jackson, Miss. (via St. Louis)		93.36	73.01	100.79	79.45	102.98	81.09	105.39	83.14	93.19	73.52	72.30	56.95	54.14	42.66	86.52	68.15	89.67	70.82		
Jacksonville, Fla. (via Chicago)		104.64	78.58	109.05	84.53	125.18	97.23	125.81	97.67	113.61	88.05	94.68	73.15	74.86	57.44	106.20	82.31	102.46	76.88		
Jacksonville, Fla. (via St. Louis or Kansas City)		101.62	78.58	109.05	84.53	125.18	97.23	125.81	97.67	113.61	88.05	94.68	73.15	74.86	57.44	106.20	82.31	99.27	76.88		
Kansas City, Mo.		71.25	56.12	71.25	56.12	79.97	63.06	79.97	63.06	67.16	52.97	47.95	39.94	40.21	33.25	63.31	58.87	67.83			
Knoxville, Tenn. (via Chicago)		104.64	78.52	104.64	78.52	108.37	84.02	109.00	84.58	96.80	74.96	80.40	59.94	62.29	46.94	92.02	69.10	90.44	69.87		
Knoxville, Tenn. (via St. Louis)		92.69	71.63	100.22	77.58	108.37	84.02	109.00	84.58	96.80	74.96	80.40	59.94	62.29	46.94	92.02	69.10	90.44	69.87		
Louisville, Ky. (via PC via Chg. or St. L)		100.37	78.52	100.37	78.52	106.61	79.74	106.61	79.74	93.42	70.15	76.35	56.51	58.24	42.27	87.98	65.66	93.72	70.18		
Memphis, Tenn. (via Chicago)		100.66	75.43	100.66	75.43	96.37	75.93	96.40	76.02	84.20	66.40	79.25	62.68	61.58	48.86	94.20	66.40	96.62	76.35		
Memphis, Tenn. (via St. Louis)		85.21	67.29	91.90	72.34	96.37	75.93	96.40	76.02	84.20	66.40	65.69	51.79	45.43	35.79	78.11	61.52	93.03	65.46		
Miami, Fla. #		117.08	79.00	124.61	95.65	140.70	108.35	141.37	108.79	129.17	99.17	110.14	84.27	90.42	68.56	121.76	93.43	114.83	88.00		
Milwaukee, Wis. (via Chicago)		93.64	74.04	93.64	74.04	90.69	71.70	90.69	71.70	77.89	61.83	64.32	50.96	45.75	36.31	76.55	60.67	82.56	65.31		
Minneapolis, Minn. (via Omaha)		87.56	68.95	87.56	68.95	79.81	62.85	79.81	62.85	77.81	62.85	58.46	46.05	33.20	30.27	68.22	54.48	76.70	60.42		
Minneapolis, Minn. (via Chicago)		100.65	79.00	100.65	79.00	105.03	82.73	105.03	82.73	92.23	72.66	72.75	57.35	52.70	41.54	86.58	68.17	90.99	71.70		
Montgomery, Ala. (via Chicago)		104.64	78.52	104.64	78.52	110.70	87.00	111.33	87.32	99.13	77.70	80.10	62.92	62.41	48.99	91.72	72.07	97.47	76.59		
Montgomery, Ala. (via St. Louis)		85.25	66.96	92.78	72.91	110.70	87.00	111.33	87.32	99.13	77.70	80.10	62.92	58.79	45.94	91.72	72.07	93.00	65.20		
Nashville, Tenn. (via Louisville & Chicago)		100.37	77.86	100.37	77.86	105.30	79.74	105.30	79.74	93.42	70.15	76.35	56.51	58.24	46.06	87.97	68.46	93.72	70.18		
Nashville, Tenn. (via St. Louis)		84.68	66.96	92.21	71.88	99.66	77.80	100.29	78.36	88.09	68.74	69.06	53.72	50.95	39.48	80.88	62.88	83.00	65.20		
New Haven, Conn.		154.51	110.49	154.51	110.49	151.70	108.26	151.70	108.26	139.51	98.67	126.59	85.81	100.90	74.56	138.24	97.66	143.96	102.18		
New Orleans, La. (via Chicago)		102.34	80.58	102.34	80.58	102.98	81.09	105.39	83.14	93.19	73.52	88.24	69.80	70.57	55.88	93.19	73.32	102.34	80.58		
New Orleans, La. (via St. Louis)		93.36	73.01	100.79	79.45	102.98	81.09	105.39	83.14	93.19	73.52	72.30	56.95	54.14	42.66	86.52	68.15	89.67	70.82		
New Orleans, La. (via Kansas City)		82.55	65.02	89.84	70.76	108.31	85.14	114.87	90.51	101.96	80.41	75.92	59.80	56.85	44.79	90.83	71.56	81.88	64.49		
New York, N. Y. (via PC)		162.94	109.55	162.94	109.55	160.13	107.32	160.13	107.32	137.94	97.73	125.02	87.57	107.33	73.62	136.67	96.72	142.39	101.24		
New York, N. Y. (E-L RR from Hoboken)		150.61	105.10	150.61	105.10	147.80	103.87	147.80	103.87	135.61	94.28	122.69	84.12	105.00	70.1						

ROUND TRIP RAIL FARES — SIX MONTHS LIMIT

The WESTBOUND fares shown herein are those in effect October 7, 1968 taken from latest available tariffs, and do not reflect any change in fares which may be authorized at a subsequent date. Fares are quoted as information only and are not to be used for selling purposes.

FROM	TO	Los Angeles, San Diego Calif.		San Francisco Calif.		Las Vegas, Nev.		Portland, Ore.; Tacoma, Seattle, Wash.		Spokane, Walla Walla, Wn.; Lewiston, Ida.		Salt Lake City, Utah		Cedar City, Utah		Yellowstone Park Idaho Falls, Idaho		Sun Valley, Ida.		Denver, Colo.		
		CLASS	FIRST	COACH	FIRST	COACH	FIRST	COACH	FIRST	COACH	FIRST	COACH	FIRST	COACH	FIRST	COACH	FIRST	COACH	FIRST	COACH	FIRST	COACH
Akron, Ohio (via B & O)		\$ 194.85	\$ 149.05	\$ 194.85	\$ 149.05	\$ 190.45	\$ 140.25	\$ 182.20	\$ 133.65	\$ 162.40	\$ 123.15	\$ 159.20	\$ 115.65	\$ 175.40	\$ 128.40	\$ 155.20	\$ 112.50	\$ 169.60	\$ 130.35	\$ 127.35	\$ 90.55	\$ 90.55
Albany, N. Y.		256.72	180.27	256.72	180.27	251.32	171.47	243.07	164.87	223.27	154.37	220.07	146.87	234.37	158.12	215.12	142.97	230.47	161.57	188.22	121.77	121.77
Atlanta, Ga. (via Chicago)		163.55	140.38	163.55	140.38	163.55	133.35	168.60	129.75	153.20	119.15	146.50	111.90	161.90	126.60	150.10	113.75	160.40	126.35	113.90	86.90	86.90
Atlanta, Ga. (via St. Louis)		163.30	137.40	163.30	137.40	163.30	133.35	168.60	129.75	153.20	119.15	146.50	111.90	161.90	126.60	150.10	113.75	160.40	126.35	113.90	86.90	86.90
Atlanta, Ga. (via Kansas City)		163.30	137.40	163.30	137.40	163.30	133.35	168.60	129.75	153.20	119.15	146.50	111.90	161.90	126.60	150.10	113.75	160.40	126.35	113.90	86.90	86.90
Baltimore, Md. (via B & O)		254.95	183.65	254.95	183.65	250.55	174.85	242.30	168.25	222.50	157.75	219.30	150.25	235.50	163.00	215.30	147.10	229.70	164.95	187.45	125.15	125.15
Baltimore, Md. (via PC)		248.13	176.04	248.13	176.04	243.73	167.85	235.48	160.64	215.68	150.14	212.48	142.64	228.78	153.89	207.53	138.74	222.88	157.34	180.63	117.54	117.54
Binghamton, N. Y.		229.29	168.14	229.29	168.14	224.89	159.34	216.64	152.74	196.84	142.24	193.64	134.74	207.94	145.99	188.69	130.84	204.04	149.49	161.89	109.74	109.74
Birmingham, Ala. (via Chicago)		163.55	132.30	163.55	132.30	163.55	133.35	168.60	129.75	153.20	119.15	146.50	111.90	161.90	126.60	150.10	113.75	160.40	126.35	113.90	86.90	86.90
Birmingham, Ala. (via St. Louis or K C)		150.60	128.30	150.60	128.30	150.60	128.30	150.60	128.30	150.60	128.30	150.60	128.30	150.60	128.30	150.60	128.30	150.60	128.30	150.60	128.30	128.30
Boston, Mass. (via Albany)		286.12	199.49	286.12	199.49	281.72	198.60	273.47	184.09	253.67	173.59	250.47	166.09	264.77	177.34	245.62	162.19	260.87	188.79	218.62	140.99	140.99
Buffalo, N. Y. (via PC)		214.97	157.67	214.97	157.67	210.57	148.87	202.32	142.27	182.52	131.77	179.32	124.27	193.62	135.62	174.37	120.37	189.97	147.47	99.17	99.17	99.17
Canton, Ohio		193.74	147.49	193.74	147.49	189.34	138.69	181.09	132.09	161.29	121.59	158.09	114.09	172.38	125.31	153.13	110.16	169.49	128.79	126.24	88.99	88.99
Charleston, W. Va. (via Chicago)		215.05	159.28	215.05	159.28	211.15	152.53	202.91	145.23	183.11	134.63	179.91	128.03	194.21	139.62	174.96	124.47	190.37	141.63	148.08	102.43	102.43
Charlotte, N. C. (via Chicago or St. Louis)		183.35	151.65	183.35	151.65	183.35	147.55	187.40	143.40	174.15	132.80	165.75	122.95	181.80	138.05	165.50	124.20	181.35	139.70	133.05	100.55	100.55
Chattanooga, Tenn. (via Louisville & Chgo.)		171.06	134.00	171.06	134.00	168.66	129.65	159.41	122.30	145.91	111.70	137.41	105.05	155.35	120.15	140.50	106.30	153.11	118.90	116.08	82.93	82.93
Chattanooga, Tenn. (via Cinti & Chgo)		183.05	140.38	183.05	140.38	179.16	133.15	172.31	125.73	151.11	115.13	147.91	108.53	158.20	120.15	140.50	106.30	158.31	122.33	116.06	82.93	82.93
Chattanooga, Tenn. (via St. Louis)		156.05	131.40	156.05	131.40	156.05	129.95	158.10	122.30	144.60	111.70	136.05	105.05	155.35	120.15	140.50	106.30	151.80	118.90	103.45	79.45	79.45
Chicago, Ill.		146.45	120.95	146.45	120.95	141.80	111.70	133.15	104.75	112.35	93.75	108.95	85.95	120.00	94.50	99.80	78.60	119.55	100.95	75.55	59.50	59.50
Cincinnati, Ohio (via PC)		183.05	140.38	183.05	140.38	179.16	133.15	170.91	125.73	151.11	115.13	147.91	108.53	162.21	120.12	142.96	104.97	158.31	122.33	116.06	82.93	82.93
Cleveland, Ohio (via PC)		191.34	147.13	191.34	147.13	186.94	138.53	178.63	113.73	158.89	121.23	155.69	113.73	169.99	124.98	150.74	109.83	166.09	122.33	123.84	88.63	88.63
Columbus, Ohio (via PC)		186.31	143.70	186.31	143.70	181.91	134.90	173.66	128.30	153.86	117.80	150.66	110.30	164.96	121.55	145.71	108.40	161.06	125.00	118.81	85.20	85.20
Columbia, S. C. (via Chicago or St. L)		182.90	151.35	182.90	151.35	182.90	148.60	186.10	143.70	173.90	133.10	166.00	123.85	181.40	139.90	169.60	125.25	181.10	140.30	133.40	100.85	100.85
Columbia, S. C. (via Cinti & Chgo)		183.05	151.65	183.05	151.65	183.05	148.60	186.10	143.70	173.90	133.10	166.00	123.85	181.40	139.90	169.60	125.25	181.10	140.30	133.40	100.85	100.85
Dallas, Tex. (via Kansas City)		109.00	93.90	109.00	93.90	109.00	93.90	109.00	93.90	109.00	93.90	109.00	93.90	109.00	93.90	109.00	93.90	109.00	93.90	93.90	52.10	52.10
Dallas, Tex. (via Denver)		109.00	93.90	109.00	93.90	109.00	93.90	109.00	93.90	109.00	93.90	109.00	93.90	109.00	93.90	109.00	93.90	109.00	93.90	93.90	52.10	52.10
Davenport, Iowa		139.20	117.65	139.20	117.65	130.30	101.10	127.00	104.75	111.75	93.75	95.55	75.25	115.45	90.90	95.25	75.00	115.55	92.55	62.15	49.00	49.00
Dayton, Ohio (via PC)		179.55	140.12	179.55	140.12	170.15	131.32	166.90	124.72	147.10	114.22	143.90	106.72	158.20	117.97	138.95	102.82	154.30	121.42	112.05	81.62	81.62
Decatur, Ill. (via Chicago)		146.45	120.95	146.45	120.95	145.70	119.60	133.15	104.75	112.35	93.75	112.35	93.75	129.20	101.85	109.00	85.95	119.35	100.75	90.60	71.40	71.40
Decatur, Ill. (via St. Louis)		146.45	120.95	146.45	120.95	141.80	111.70	133.15	104.75	112.35	93.75	108.95	85.95	124.50	98.20	104.30	82.35	107.85	100.95	76.55	59.50	59.50
Denver, Colo.		93.40	79.55	93.40	79.55	75.90	59.75	101.90	80.55	101.90	80.55	43.05	33.90	63.20	49.70	51.85	40.80	83.15	51.25
Des Moines, Iowa		129.30	109.50	129.30	109.50	115.65	91.05	118.45	104.75	104.40	89.95	82.80	65.25	104.30	82.20	84.10	66.30	102.80	82.50	49.40	39.00	39.00
Detroit, Mich. (via GT)		163.75	139.45	163.75	139.45	159.35	130.65	151.10	124.05	131.30	113.55	128.10	106.05	192.09	117.75	131.30	102.60	138.50	120.75	96.45	81.15	81.15
Detroit, Mich. (via N&W)		173.44	139.90	173.44	139.90	159.04	131.10	160.79	124.50	140.99	114.00	137.78	106.50	160.24	122.07	140.99	107.72	148.19	121.20	105.84	81.40	81.40
Detroit, Mich. (via PC)		183.53	142.84	183.53	142.84	179.13	134.04	170.83	127.44	151.08	116.94	147.85	109.44	162.18	120.68	142.93	105.54	168.28	124.14	116.03	84.34	84.34
Erie, Pa. (via PC)		203.20	152.06	203.20	152.06	199.80	143.26	190.55	136.66	170.75	126.16	167.55	116.85	181.85	129.91	162.60	114.76	177.95	133.36	135.70	93.66	93.66
Evansville, Ind. (via St. Louis)		145.30	119.05	145.30	119.05	142.85	111.80	133.65	104.40	120.15	93.80	111.60	87.20	130.90	102.25	116.05	88.40	127.35	101.00	79.00	61.55	61.55
Flint, Mich.		160.25	135.95	160.25	135.95	155.85	127.15	147.60	120.55	127.80	110.05	124.60	102.55	139.10	114.00	119.85	98.85	135.00	117.25	92.95	77.85	77.85
Fort Wayne, Ind. (via N&W)		161.79	129.37	161.79	129.37	157.39	120.57	149.14	113.97	129.34	103.47	126.14	95.97	142.43	110.28	127.05	95.93	136.54	110.67	94.29	70.87	70.87
Fort Wayne, Ind. (via PC)		161.79	129.37	161.79	129.37	157.39	120.57	149.14	113.97	129.34	103.47	126.14	95.97	142.43	110.28	127.05	95.93	136.54	110.67	94.29	70.87	70.87
Grand Rapids, Mich.		169.35	133.55	169.35	133.55	164.95	124.75	156.70	118.15	136.90	107.65	133.70	100.15	149.90	112.90	129.70	97.00	144.10	114.85	101.85	75.05	75.05
Greensboro, N. C.		189.55	155.30	189.55	155.30	189.55	155.30	189.55	155.30	189.55	155.30	189.55	155.30	189.55	155.30	189.55	155.30	189.55	155.30	137.00	103.35	103.35
Harrisburg, Pa.		241.26	172.02	241.26	172.02	236.86	163.22	228.61	156.62	208.81	148.12	205.61	138.62	219.91	149.87	200.66	134.72	216.01	153.32	173.78		

FROM	TO	Los Angeles, San Diego, Calif.		San Francisco, Calif.		Las Vegas, Nev.		Portland, Ore.; Tacoma, Seattle, Wash.		Spokane, Walla Walla, Lewiston, Ida.		Salt Lake City, Utah		Cedar City, Utah		Yellowstone Park, Idaho Falls, Idaho		Sun Valley, Ida.		Denver, Colo.		
		CLASS	FIRST	COACH	FIRST	COACH	FIRST	COACH	FIRST	COACH	FIRST	COACH	FIRST	COACH	FIRST	COACH	FIRST	COACH	FIRST	COACH	FIRST	COACH
Miami, Fla. †		\$205.90	\$167.00	\$205.90	\$167.00	\$205.90	\$167.00	\$215.55	\$165.70	\$202.15	\$155.15	\$193.30	\$151.70	\$205.30	\$159.10	\$199.00	\$150.90	\$209.35	\$162.35	\$162.80	\$123.45	\$123.45
Milwaukee, Wis. (CMSTP & P)		146.45	120.95	146.45	120.95	145.20	117.60	133.15	104.75	112.35	93.75	112.35	91.75	120.00	94.60	99.80	78.60	119.55	100.95	82.35	65.40	65.40
Milwaukee, Wis. (C & NW)		148.45	120.95	148.45	120.95	145.20	118.45	133.15	104.75	112.35	93.75	112.35	93.15	128.25	101.85	108.05	85.95	119.55	100.95	83.75	66.80	66.80
Minneapolis, Minn. (via Omaha)		142.85	120.95	142.85	120.95	137.25	108.75	111.05	96.30	104.40	83.75	104.40	82.90	124.10	97.80	87.00	68.55	111.60	98.05	68.20	54.50	54.50
Minneapolis, Minn. (via Chicago)		156.10	129.60	156.10	129.60	155.55	129.10	143.55	114.65	122.70	103.65	122.70	103.25	140.25	110.45	120.05	94.55	129.90	110.85	94.70	74.80	74.80
Montgomery, Ala. (via Chicago)		163.55	135.80	163.55	135.80	163.55	135.65	161.45	127.05	148.05	118.50	144.20	113.30	149.20	117.50	144.90	112.25	155.25	123.70	112.35	88.20	88.20
Montgomery, Ala. (via St. Louis)		150.60	128.30	150.60	128.30	150.60	128.30	161.45	127.05	148.05	118.50	144.20	113.30	149.20	117.50	144.90	112.25	155.25	123.70	105.85	82.65	82.65
Montreal, Quebec		203.25	177.75	203.25	177.75	198.60	169.50	189.95	161.55	169.15	150.55	165.75	142.65	176.80	151.35	156.60	135.45	176.35	157.75	132.35	116.90	116.90
Nashville, Tenn. (via Louisville & Chg.)		171.06	134.00	171.06	134.00	168.66	126.75	189.41	119.35	145.91	108.75	137.41	102.15	143.60	111.80	128.75	97.95	153.11	115.95	104.61	82.65	82.65
Nashville, Tenn. (via St. Louis)		150.60	128.30	150.60	128.30	150.60	128.30	146.35	113.95	132.85	103.35	124.35	96.70	145.60	111.80	128.75	97.95	140.05	110.55	81.75	71.10	71.10
Newark, N. J.		266.34	186.10	266.34	186.10	261.94	177.30	253.69	170.70	233.89	160.20	230.69	152.70	244.99	163.95	225.74	148.80	241.09	167.40	198.94	127.60	127.60
New Haven, Conn. †		271.32	189.99	271.32	189.99	266.92	181.19	258.67	174.59	238.87	164.09	235.67	156.59	249.97	167.64	230.72	152.69	246.07	171.29	203.82	131.49	131.49
New Orleans, La. (via Chicago)		159.40	135.80	159.40	135.80	159.40	135.10	164.00	120.95	140.55	110.50	140.55	110.50	169.00	125.14	140.55	110.50	147.75	117.70	140.35	82.65	82.65
New Orleans, La. (via St. Louis)		159.40	135.80	159.40	135.80	159.40	127.15	154.00	120.95	140.55	110.50	130.15	102.55	159.00	125.15	140.55	110.50	147.75	117.70	140.35	76.80	76.80
New Orleans, La. (via Kansas City)		138.65	119.95	138.65	119.95	138.65	116.10	161.70	127.00	147.60	116.05	136.70	107.95	138.55	118.00	147.60	116.05	154.80	123.25	102.35	80.85	80.85
New York, N. Y. (via PC)		267.55	186.93	267.55	186.93	263.15	178.13	254.90	171.53	235.10	161.03	231.90	153.53	246.20	164.78	226.95	149.63	242.30	168.23	200.05	128.43	128.43
New York, N. Y. (via E-LRR from Hoboken)		253.39	182.44	253.39	182.44	248.98	173.64	240.73	167.04	220.83	156.54	217.73	149.04	231.03	160.29	212.73	145.14	228.13	163.74	185.88	123.94	123.94
Norfolk, Va. †		222.18	170.05	222.18	170.05	222.18	170.05	212.40	160.60	200.20	149.90	200.20	145.95	220.40	161.80	200.20	149.90	207.40	157.10	182.65	120.85	120.85
Oklahoma City, Okla. (via Kansas City)		127.65	106.40	127.65	106.40	127.65	100.95	124.85	108.60	110.70	95.70	95.35	75.10	115.55	91.00	108.85	85.75	117.90	96.25	66.15	52.10	52.10
Oklahoma City, Okla. (via Denver)		109.00	83.90	109.00	83.90	109.00	87.85	124.85	99.50	110.70	91.85	88.30	69.60	108.50	85.45	101.85	60.20	113.15	90.70	39.20	30.90	30.90
Omaha, Neb.		119.65	102.15	119.65	102.15	108.10	85.20	118.45	103.75	104.40	89.95	75.25	58.35	120.00	94.50	99.80	78.60	119.55	97.10	67.80	53.40	53.40
Peoria, Ill.		143.50	119.65	143.50	119.65	134.05	106.60	130.65	104.75	112.35	93.75	101.20	79.80	120.00	94.50	99.80	78.60	119.55	97.10	67.80	53.40	53.40
Perry, Iowa (via Omaha)		128.60	109.20	128.60	109.20	118.50	93.45	118.45	104.75	104.40	89.95	85.70	67.60	103.65	81.30	83.45	65.90	103.00	82.75	49.60	39.15	39.15
Philadelphia, Pa. (via PC)		255.23	180.05	255.23	180.05	250.83	171.25	242.58	164.75	222.78	154.15	219.53	146.65	233.88	157.90	214.63	142.75	229.98	161.35	187.73	121.65	121.65
Pittsburgh, Pa. (via B & O)		212.35	159.55	212.35	159.55	207.95	150.75	199.70	144.15	179.90	133.65	176.70	126.15	192.90	188.90	172.70	123.00	187.10	140.85	144.85	101.05	101.05
Pittsburgh, Pa. (via PC)		207.32	153.87	207.32	153.87	202.92	145.07	194.67	138.47	174.87	127.97	171.67	120.47	185.97	131.72	166.72	116.57	182.07	135.17	139.82	95.37	95.37
Richmond, Va. (via Chicago)		270.55	192.38	270.55	192.38	266.68	185.13	259.41	177.73	236.61	167.13	235.41	160.83	243.71	172.12	230.48	156.97	245.81	174.33	203.56	134.93	134.93
Roanoke, Va. †		219.78	164.00	219.78	164.00	219.78	165.70	200.60	151.30	187.10	140.70	187.10	134.10	207.30	150.00	187.10	140.70	194.30	147.90	162.01	108.50	108.50
Rochester, N. Y. †		224.43	162.73	224.43	162.73	220.03	153.93	211.78	147.33	171.98	136.83	188.78	129.33	203.08	140.58	183.83	125.43	199.18	144.03	166.83	104.23	104.23
Rock Island, Ill. (via Omaha)		139.20	117.65	139.20	117.65	128.55	101.20	127.10	104.75	104.40	91.85	95.75	75.35	115.45	90.15	101.55	80.15	115.65	92.60	62.25	49.10	49.10
St. Joseph, Mo. (via Omaha)		119.65	102.15	119.65	102.15	115.40	90.95	118.45	104.75	104.40	91.85	82.65	65.10	101.55	80.15	81.55	64.25	102.55	82.35	46.60	36.75	36.75
St. Louis, Mo.		138.55	114.80	138.55	114.80	133.05	107.15	126.35	104.75	112.15	93.75	103.20	81.35	124.50	98.20	104.30	82.30	119.35	98.55	69.00	54.40	54.40
St. Paul, Minn. (via Omaha)		142.85	120.95	142.85	120.95	137.25	108.20	141.05	96.30	104.40	83.75	104.40	82.35	123.25	97.20	87.01	68.58	111.60	97.50	68.40	53.95	53.95
St. Paul (via Chicago)		155.40	128.95	155.40	128.95	155.40	128.50	143.55	111.65	122.70	103.65	122.70	102.65	139.45	109.85	119.25	93.95	129.90	110.85	94.15	74.20	74.20
Salt Lake City, Utah		56.85	44.85	56.85	44.85	56.85	25.85	65.40	51.50	65.85	51.85	65.85	51.85	20.20	15.90	16.20	12.80	27.50	23.20	43.05	33.90	33.90
San Antonio, Tex. (via Kansas City)		133.85	110.65	133.85	110.65	133.85	110.65	141.35	112.55	139.50	109.55	132.15	104.05	133.65	110.65	139.50	109.55	148.50	118.75	103.00	81.10	81.10
San Antonio, Tex. (via Denver)		120.10	101.70	131.45	109.10	120.10	101.70	141.35	111.80	139.50	109.55	120.10	101.70	122.65	104.15	139.50	109.55	148.50	118.75	103.00	81.10	81.10
Savanna, Ill.		145.30	120.95	145.30	120.95	136.95	107.85	131.40	104.75	112.35	93.75	104.10	82.00	114.15	89.95	93.95	74.05	119.55	97.15	68.05	53.55	53.55
Savannah, Ga. (via Chicago or St. Louis)		181.65	150.65	181.65	150.65	181.65	150.65	188.05	145.05	174.65	134.45	167.95	127.80	180.25	139.85	171.50	129.05	181.85	141.65	135.30	102.20	102.20
Savannah, Ga. (via Cincinnati and Chicago)		183.05	150.65	183.05	150.65	183.05	150.65	188.05	145.05	174.65	134.45	167.95	127.80	180.25	139.85	171.50	129.05	181.85	141.65	135.30	102.20	102.20
Scranton, Pa. (via E-LRR)		236.55	172.60	236.55	172.60	232.15	163.80	223.90	167.20	204.10	146.70	200.90	139.20	221.20	160.45	195.95	135.30	211.30	153.90	169.05	114.10	114.10
South Bend, Ind. (via Chicago)		151.63	124.48	151.63	124.48	147.23	115.67	139.98	107.20	119.18	99.57	115.98	91.07	133.30	104.60	113.10	88.70	126.38	105.77	84.94	65.97	65.97
Springfield, Ill. (via Chicago)		148.45	120.95	148.45	120.95	145.10	119.60	133.15	104.75	112.35	93.75	112.35	93.75	129.20	101.85	109.00	85.95	119.55	100.95	81.90	72.70	72.70
Springfield, Ill. (via St. Louis)		145.80	120.95	145.80	120.95	141.80	111.70	131.40	103.65	112.35	92.45	108.95	85.85	124.50	98.80	104.30	82.30	119				

PULLMAN SLEEPING CAR RATES

These fares compiled from current Tariffs as of October 7, 1968 for information only. Not to be used for selling purposes. Subject to change without notice. See Page 33 for Rates for Upper Berths, Drawing Rooms, Compartments, Bedrooms, Roomettes, etc. Based on Applicable Lower Berth.

Salt Lake City	Denver	St. Louis	Kansas City	Omaha	Chicago	BETWEEN	Los Angeles	San Francisco	Las Vegas	Portland	Seattle Tacoma	Butte
Lower Standard Berth	Lower Standard Berth	Lower Standard Berth	Lower Standard Berth	Lower Standard Berth	Lower Standard Berth	AND	Lower Standard Berth	Lower Standard Berth	Lower Standard Berth	Lower Standard Berth	Lower Standard Berth	Lower Standard Berth
\$ 5.80 6.30 7.55	\$12.25 11.75 12.25	\$20.15 16.70 12.25	\$16.70 14.05 9.50	\$15.90 13.25 7.55	\$20.15 17.00 12.25	Boise Ida. Butte Mont. Cheyenne Wyo.	\$ A14.50 14.70 16.70	\$*18.45 14.70 16.70	\$ A10.70 11.45 12.55	\$ 7.05 9.95 16.70	\$ Q9.20 P9.95 16.70	\$ 7.05 9.95
16.70 8.70 5.80 14.05	12.25 11.45 7.55	11.45 16.70 14.05	6.30 7.55 14.05	6.70 7.55 13.25 5.80	12.25 16.70 5.80	Chicago Ill. Denver Colo. Idaho Falls Ida. Kansas City Mo.	24.20 17.70 13.25 20.80	24.20 17.70 13.75 20.80	21.25 13.75 *12.10 18.85	24.20 17.00 9.95 20.80	24.20 17.00 11.75 20.80	17.00 11.75 5.80 14.05
6.30 10.20 5.80 14.70	13.75 17.70 11.75 10.20	21.25 23.15 20.15	18.85 20.80 17.00	17.70 20.80 16.20 5.80	21.25 24.20 20.15 5.80	Las Vegas Nev. Los Angeles Cal. Lund Utah Marion Iowa	5.80 G*12.50 7.55 22.50	G*12.50 5.80 19.85	A15.90 A18.10 A13.75 22.50	A*19.55 A18.10 A*19.05 22.50	A*19.55 14.70 9.95 17.00	11.45 14.70 9.95 17.00
13.25 8.70 13.75	8.70 7.55 14.05 8.70	16.70 14.05 20.15	14.05 5.80 18.45	13.25 6.70 17.70 5.80	16.70 6.70 20.80 5.80	Ogden Utah Omaha Neb. Pendleton Ore. Perry Iowa	10.20 20.80 A17.35 21.90	*11.75 20.80 H*16.80 21.90	6.70 17.70 A 13.75 18.45	11.00 20.80 5.80 21.90	K13.25 20.80 N6.30 21.90	5.80 13.25 7.80 16.20
5.80 11.45 8.75 *11.00	9.20 17.00 14.70 16.70	16.70 *23.15 22.20 23.15	14.05 20.80 19.85 20.80	13.25 20.80 18.45 20.80	16.70 24.20 22.20 24.20	Pocatello Ida. Portland Ore. Reno Nev. Sacramento Cal.	R11.75 A18.10	13.75 L*11.00 A9.20 A15.90	9.50	11.45 5.80	11.45 5.80	5.80 9.95 12.25 14.05
*11.75 15.90 13.25 5.80	8.70 17.70 11.45 17.00 10.20	16.70 23.15 *23.15 18.45	14.05 20.80 20.80 14.70	13.25 20.80 5.80 20.80 14.05	16.70 24.20 5.80 24.20 18.45	Salt Lake City Utah San Francisco Cal. Savanna Ill. Seattle Wash. Shoshone (Sun Valley) Ida.	10.20 *11.75 23.15 A13.25	*11.75 G*12.50 L*11.00 H11.45 A*19.55 A9.50	6.30 20.55 23.15 5.80 8.70	11.45 L*11.00 C11.45 23.15 5.80 B10.20	13.25 14.70 17.00 P9.95 5.80	6.30 14.70 17.00 P9.95 5.80
*16.70 13.25	11.45 17.00	*23.15 20.80	20.80	20.80 24.20	24.20	St. Louis Mo. Tacoma Wash.	*23.15 H11.00	*23.15 A*19.55	*21.25 5.80	*23.15 5.80	*23.15 P9.95	*16.70 P9.95

Lower Standard Pullman Berth Rate between Pocatello, Idaho and Idaho Falls, Idaho, \$5.80.

Bedroom Rates: Bedrooms are available on most Union Pacific trains. See equipment pages 6 to 14 inclusive. A Double bedroom contains one lower and one upper berth. EXCLUSIVE SPACE OCCUPANCY BY ONE PERSON: One and one-fourth rail tickets required for exclusive use of drawing-room; two adult rail tickets required for two bedrooms en suite or one bedroom and one compartment en suite. Pullman space charges additional.

- ♦ On Table Page 33 use lower berth rate bearing symbol ③.
- * Made combination of fares.
- (A) Via Salt Lake City, Green River or Brigham City and Pocatello.
- (B) From Tacoma, lower standard berth, \$9.95.
- (C) Via Southern Pacific Company and Portland. From Tacoma lower standard berth, \$11.00.
- (F) Via Southern Pacific Company and Portland. From Tacoma, lower standard berth, \$10.60.
- (G) Via Los Angeles.
- (H) Via Southern Pacific Company and Portland.
- (K) From Tacoma, lower standard berth, \$12.55.
- (L) Via Southern Pacific Company.
- (P) Via Direct Lines.
- (Q) From Tacoma, lower standard berth \$8.70.
- (R) Via Brigham City, via Green River \$13.25.
- Berth rates to and from Cheyenne, Denver and west apply via Omaha or via Kansas City.

\$\$\$ MORE FOR YOUR TRAVEL DOLLAR ON UNION PACIFIC \$\$\$

Big Family Fare Savings Good Every Day on Union Pacific

Good in coaches and in sleeping-cars
Liberal baggage allowance

Ask your local Union Pacific Agent or Travel Agent
to figure the low cost.




Table of Rates for Various Accommodations in Standard Pullman Sleeping Cars Effective October 7, 1968

Where Lower Berth Rate is	Upper Berth Rate is	Roomette for one Person is	Rmtte. Suite for two or more persons is	Bed Room for one or more Persons is	Bed'Rm Suite for two or more Persons is	Com-partm't for one or more Persons is	Drawing Room for one or more Persons is
\$ 5.80 5.90 6.30 6.70 7.05 7.55 7.90 8.30	\$ 4.40 4.50 4.75 5.15 5.40 5.65 6.10 6.30	\$ 8.10 8.25 8.75 9.40 9.95 10.55 11.05 11.60	\$14.75 14.95 15.95 16.65 17.50 18.65 19.50 20.20	\$14.75 14.95 15.95 16.65 17.50 18.65 19.50 20.20	\$26.65 27.15 29.00 30.40 31.90 34.05 35.60 37.00	\$15.85 16.10 17.15 18.05 18.95 20.10 21.00 21.90	\$21.35 21.75 23.15 24.40 25.65 27.25 28.55 29.75
8.70 8.75 9.20 9.50 9.95 10.20 10.60 10.70	6.65 6.55 6.95 7.15 7.55 7.80 8.05 8.10	12.20 13.70 12.80 13.25 13.80 14.40 14.80 14.85	21.20 23.85 22.20 22.95 23.90 24.50 25.50 25.55	21.20 23.85 22.20 22.95 23.90 24.50 25.50 25.55	38.85 43.65 40.70 42.10 43.80 44.95 46.85 46.95	22.90 25.70 24.10 24.85 25.85 26.50 27.70 27.70	31.20 35.00 32.80 33.90 35.35 36.25 37.80 37.85
①11.00 ②11.00 11.45 ①11.75 ②11.75 12.25 12.95	8.40 8.25 8.65 9.00 9.00 9.25 9.50 9.85	15.50 15.30 16.00 16.60 16.60 17.10 17.65 18.15	26.30 26.40 27.20 27.95 28.20 28.90 29.65 30.50	26.30 26.40 27.20 27.95 28.20 28.90 29.65 30.50	48.25 48.45 49.90 51.30 51.75 53.15 54.50 56.10	28.45 28.60 29.50 30.25 30.55 31.45 32.15 33.10	38.90 39.05 40.35 41.45 41.75 43.05 44.10 45.40
13.25 13.75 14.05 14.50 14.70 15.25 15.50 15.90	10.10 10.50 10.70 10.95 11.35 11.50 11.80 12.10	18.65 19.20 19.70 20.20 20.70 21.25 21.70 22.20	31.20 32.35 33.00 33.90 34.45 35.50 36.25 36.95	31.20 32.35 33.00 33.90 34.45 35.50 36.25 36.95	57.45 59.45 60.80 62.40 63.55 65.45 66.85 68.05	33.85 35.00 35.75 36.80 37.30 38.60 39.25 40.15	46.45 48.05 49.15 50.60 51.25 53.10 54.00 55.25
16.20 16.70 17.00 17.35 17.70 18.10 18.45 18.85	12.35 12.70 12.90 13.20 13.55 13.70 14.00 14.30	22.70 23.25 23.75 24.30 24.75 25.25 25.85 26.25	37.70 38.65 39.40 40.10 41.05 41.75 42.60 43.35	37.70 38.65 39.40 40.10 41.05 41.75 42.60 43.35	69.50 71.30 72.65 74.05 75.70 77.10 78.70 80.10	40.90 42.05 42.80 43.60 44.50 45.40 46.30 47.20	56.30 57.90 59.00 60.05 61.35 62.55 63.85 65.10
19.10 19.45 19.85 20.15 20.55 20.80 21.25 21.50	14.55 14.80 15.10 15.35 15.55 15.90 16.15 16.30	26.80 27.35 27.70 28.20 28.80 29.15 29.65 30.10	44.05 44.90 45.65 46.40 47.10 47.85 48.70 49.30	44.05 44.90 45.65 46.40 47.10 47.85 48.70 49.40	81.30 83.00 84.35 85.75 87.05 88.50 90.10 91.15	47.85 48.75 49.60 50.40 51.35 51.95 53.00 53.65	66.00 67.20 68.50 69.55 70.80 71.70 73.15 74.05
21.90 22.20 22.50 22.85 23.15 23.45 23.75 24.20	16.70 16.85 17.15 17.40 17.65 17.75 18.10 18.40	30.60 31.00 31.55 32.05 32.45 32.70 33.15 33.80	50.05 50.90 51.65 52.20 52.95 53.50 54.25 55.05	50.05 50.90 51.65 52.20 52.95 53.50 54.25 55.05	92.50 94.10 95.50 96.60 97.95 99.00 100.35 101.95	54.55 55.30 56.05 56.85 57.60 58.25 59.05 60.05	75.30 76.35 77.45 78.50 79.65 80.50 81.55 83.00

- ①—These rates, across table, apply when the route from point of origin to destination is entirely via line other than the Southern Pacific, or in part via Southern Pacific and in part via line other than the Southern Pacific.
- ②—These rates across table, apply when the route from point of origin to destination is entirely via Southern Pacific Company.

For Business or Pleasure

It's UNION PACIFIC

Each mode of travel has its advantages but for complete, tension-free comfort and dependable service, the best way is the rail way.

On Union Pacific Domeliners you'll find courteous and attentive service to make your trip a satisfying, enjoyable experience. Accommodations and meals are the finest.

PULLMAN SEAT RATES

For Day Travel Between Various Cities and to Western Park Gateways

Boise — Pocatello	\$2.35
Denver — Laramie	1.65
Denver — North Platte	2.65
Las Vegas — Los Angeles	3.25
Lund — Las Vegas	2.15
Ogden — Salt Lake City	1.15
Portland — Tacoma	1.50
Portland — Seattle	2.00
Portland — Pendleton	2.35
Salt Lake City—Pocatello	1.80
Shoshone—Pocatello	1.15
Salt Lake City—Lund	2.50

Do You Know About Our Prepaid Ticket Order Plan?

- We have a plan whereby you may purchase, at your railroad station, an order for railroad service, to be used by a member of your family, or any other person you may designate, at some distant station.
- This service offers a particularly safe and convenient way of providing tickets and other railroad service to students returning home at holiday and vacation time.
- These prepaid orders may include railroad tickets, sleeping and parlor car tickets, and cash for meals and other incidentals. Your railroad agent will handle them for you—by telegraph if necessary—and they will be delivered without service charge to any person you may specify, at points on participating railroads in the United States or Canada.

UNION PACIFIC RAILROAD

UNION PACIFIC RAILROAD

PASSENGER and FREIGHT SERVICE OFFICES

Traveler? Shipper? Our sales representatives, listed below, will gladly assist you. Service is our most important Product!
 Digits in brackets preceding telephone number indicate area code.

ABERDEEN, WASH. 98520—3 UP Sta., KandRiverSts.—Phone(206)LENnox2-6695
 J. E. SOUTHWORTH (P. O. Box 51).....General Traffic Agent

ALHAMBRA, CALIF. 91801—
 City Ticket Office, 51 S. Garfield Ave.— Phone (213) 281-8763
 L. S. GUY.....Traffic Agent

ATLANTA, GA. 30303—Rm. 2108 Gas Light Tower, 235 Peachtree St., N.E.
 J. D. GLOVER, (Phone (404) 524-6261).....General Traffic Agent
 J. R. TURNER.....(Tampa).....Traffic Agent

BEND ORE. 97701—501 E. Greenwood Ave., Suite J— Phone(503) 382-1901
 C. W. REKROAD.....General Traffic Agent

BEVERLY HILLS, CALIF. 90210—
 251 No. Beverly Drive— Phone (213) 271-7167
 H. FRIEDMAN.....(or Phone (213) 272-1633).....Traffic Agent
 W. T. WORTHINGTON.....City Ticket Agent

BIRMINGHAM, ALA. 35203—922 Brown-Marx Building— Phone(205) 251-7163
 C. E. ADAMS.....General Traffic Agent

BOISE, IDAHO 83702—
 City Ticket Office, Idaho Bldg. 212 No 8th St.— Phone(208)343-6465
 W. V. KEE.....Traffic Manager
 D. F. ALVORD.....General Traffic Agent
 S. GRAYSON.....Special Representative
 C. S. SHARP.....City Passenger and Ticket Agent

BOSTON, MASS. 02108—208 Old South Bldg., 294 Washington St.—
 C. A. MORRIS.....(Phone(617) 482-6382).....General Traffic Agent

BUTTE, MONT. 59701—609 Metals Bank Bldg., 8 West Park St.—Phone(406)792-2389
 E. H. LYMAN.....General Traffic Agent

CALGARY, ALTA.—Room 717 Lancaster Bldg., 304 Eighth Ave., Southwest
 A. MCKERRON.....General Traffic Agent

CEDAR CITY, UTAH 84720—Union Pacific Station.....Phone(801) 586-8211
 D. V. EKSTROM.....Agent

CHEYENNE, WYO. 82001—
 Union Pacific Pas. Station, 121 West 15th St. Phone(307)634-4421
 G. E. SENCABAUER.....Special Representative
 F. H. GILROY.....General Traffic Agent
 E. E. STONE (Casper).....District Traffic Agent
 W. A. BROWN.....City Passenger and Ticket Agent

CHICAGO, ILL. 60603—11 South LaSalle Street at Madison—
 W. V. LAYMAN.....Traffic Manager
 C. A. RICHARDS.....(312) 726-0141.....Assistant Traffic Manager
 H. G. GRAUPNER.....General Freight Agent
 S. H. HENRY.....General Traffic Agent

CHICAGO, ILL. 60603—
 City Ticket Office, One So. LaSalle St. Phone(312) 726-0141
 For Passenger Information Call(312) 726-0141
 For Passenger Reservation Call(312)782-1520
 A. J. WHITE.....General Passenger Agent
 J. W. WILLARD.....City Ticket Agent

CINCINNATI, OHIO 45202—
 303 Dixie Term. Bldg., 4th & Walnut Sts.— Phone(513) 621-0144
 F. J. BEGGS.....General Traffic Agent
 O. H. TEDRICK.....(Louisville).....Traffic Agent

CLEVELAND, OHIO 44113—1407 Terminal Tower, 50 Public Square—
 E. W. HARRIS.....(Phone(216) 621-3070).....General Traffic Agent
 R. J. NESTER.....(Buffalo).....Traffic Agent
 G. J. GURLEY.....(Findlay).....Traffic Agent

DALLAS, TEXAS 75201—2108 Mercantile Bank Bldg.—Phone(214)Riverside 1-3915
 M. A. ARNOLD.....General Traffic Agent
 R. M. GLAZE.....(Houston).....Traffic Agent

DENVER, COLO. 80202—
 City Ticket Office 535 17th Street— Phone (303) 534-4141
 W. JAMES.....Traffic Manager
 W. H. WHALEN.....General Freight and Passenger Agent
 E. R. A. SIEMERS.....General Traffic Agent
 L. C. CLEAVINGER.....City Ticket Agent
 C. B. LAHEIST.....Depot Passenger Agent
 For Passenger Information or Reservation, Call(303)825-3211

DES MOINES, IOWA 50309—407 Equitable Bldg., 6th & Locust Sts.—
 W. W. MCKEE.....(Phone(515)243-0583).....General Traffic Agent

DETROIT, MICH 48226—612 Book Bldg., 1249 Washington Blvd.—
 D. P. DRISCOLL.....For Freight Information.....Traffic Manager
 R. S. OLSEN.....(Phone (313) 961-7794).....General Traffic Agent
 J. K. SHERIDAN.....(Phone (313) 961-7188).....District Traffic Agent
 G. A. NESTOR.....(Grand Rapids).....District Traffic Agent
 A. J. BRAMAN.....(Lansing).....District Traffic Agent
 H. E. JOHNSON.....(Toledo).....District Traffic Agent

EAST LOS ANGELES, CALIF. 90022—
 5454 Ferguson Drive— Phone(213) 7213-435
 D. S. COCHAR.....Ticket Agent

EUGENE, ORE. 97401—Suite 21, Cascade Bldg., 163 East 12th Avenue
 J. E. ATHERTON.....(Phone(503) 345-8461).....General Traffic Agent

FRESNO, CALIF. 93721—209 Rowell Bldg., Tulare St. & Van Ness Ave.—
 D. R. SHEEHAN.....(Phone(209) 264-6571).....General Traffic Agent
 L. B. CARTER.....District Traffic Agent
 L. H. RUDKIN.....(Bakersfield).....Traffic Agent

GERING, NEBR. 69341—Union Pacific Station— Phone(308)436-2415
 J. S. REZEK.....General Traffic Agent

GLENDALE, CALIF. 91203—City Ticket Office, 406 North Brand Blvd.—
 E. A. SMITH.....General Traffic Agent
 (Phone(213) 241-2174 or (213) 245-1370)

HOLLYWOOD, CALIF. 90028—City Ticket Office, 6916 Hollywood Blvd.—
 D. E. EIBEN.....Phone.....Traffic Agent
 J. A. JANSSEN.....(213) 464-0221.....City Ticket Agent

IDAHO FALLS, IDAHO 83401—Un. Pac. Station—Phone (208) 523-6503—
 V. W. YOUNG.....Agent

KANSAS CITY, MO. 64106—
 200 Waldheim Bldg., 6 East Eleventh St.— Phone(913)MAYfair 1-3030
 J. R. HENDERSON.....Traffic Manager
 R. C. DARGY.....Assistant Traffic Manager
 G. N. WELLS.....General Freight Agent
 For Passenger Information or Reservation, Call (816) Victor 2-8694
 City Ticket Office—2 East Eleventh Street— Phone(913)MAYfair 1-3030
 R. L. CLARK.....Traffic Agent
 C. T. CLARKE.....General Traffic Agent
 R. E. MEAD.....(Hays).....City Ticket Agent
 D. W. HANCHETT.....(Wichita).....Traffic Agent
 D. L. RICHESON.....(Springfield, Mo.).....Traffic Agent
 M. F. MAUNE.....Depot Passenger Agent

LAS VEGAS, NEV. 89101—Union Pacific Station— Phone(702) 384-3750
 W. R. NUSOM.....(Phone(702) 384-2401).....General Traffic Agent
 P. D. BOISFORD.....(Phone(702) 384-3750).....Ticket Agent

LEWISTON, IDAHO 83501—Room 7, Union Depot— Phone(208)SH 3-2524
 D. E. LEFEBVRE.....General Traffic Agent

LINCOLN, NEBR. 68508—
 City Ticket Office, 224 So. 13th St.— Phone(402)432-6517
 J. A. CUNNINGHAM.....General Traffic Agent

LONG BEACH, CALIF. 90802—City Ticket Office, 221 Long Beach Blvd.—
 R. W. CONNELL.....(Phone(213)HEmlock 7-2931).....General Traffic Agent
 W. A. MANZ.....City Ticket Agent

LOS ANGELES, CALIF. 90022—Union Pacific Bldg., 5480 Ferguson Drive
 F. MORGAN.....Phone.....Traffic Manager
 E. C. RASMUSSEN.....(213)685-4350.....Assistant Traffic Manager
 N. E. LUTHI.....or.....Assistant Traffic Manager
 J. D. MALEFYT.....(213) 722-1200.....Assistant Traffic Manager
 H. J. DELACY.....General Freight Agent
 C. L. ELSSASSER.....General Freight Agent
 E. J. MURPHY.....General Agent, Freight Department
 G. M. ROLAND.....District Baggage Agent
 City Ticket Office—90013—507 So. Olive Street Phone(213)343-5273
 M. F. LOGUE.....City Ticket Agent
 R. H. LUND.....General Agent, Passenger Department
 507 So. Olive Street—90013 Phone(213)624-9471
 For Passenger Information or Reservation, Call (213)685-6037
 Union Passenger Station—Phone(213)685-4350
 E. D. CHAMBERLAIN.....Depot Ticket Agent
 P. T. DROUGHAN.....Depot Passenger Agent
 N. E. WEST.....Depot Passenger Agent

MEDFORD, ORE. 97501—1307 West Main St.— Phone(503)773-5388
 L. J. ZIESMER.....General Traffic Agent

MEMPHIS, TENN. 38103—
 1104 Sterick Bldg., No. Third St.— Phone(901) 525-8419
 G. E. ROTHROCK.....General Traffic Agent

MILWAUKEE, WIS. 53203—902 Majestic Bldg., 231 W. Wisconsin Ave.—
 A. J. FROMME (Phone(414) 271-7833).....General Traffic Agent
 D. D. HANSON.....(Appleton).....Traffic Agent

MINNEAPOLIS, MINN. 55402—
 890 Northwestern Bank Bldg., 90 South 7th Street.—
 J. A. CALLAWAY.....Phone (612)332-2451.....General Traffic Agent

NEW ORLEANS, LA. 70130—
 Suite 1444-1445 International Trade Mart, 2 Canal Street—
 E. W. RYCE (Phone(504)522-2274).....General Traffic Agent

NEW YORK, N. Y. 10020—626 Fifth Ave., Suite 350, Rockefeller Center—
 H. F. BREVOORT.....(Phone(212) 246-4900).....Traffic Manager
 D. H. GLOWEN.....(Phone(212) 246-4908).....Assistant Traffic Manager
 E. R. VAN DOREN.....(Phone(212) 246-4900).....General Traffic Agent
 D. J. GALL.....District Traffic Agent
 C. F. KAUFER.....District Traffic Agent
 R. A. BOORNAZIAN.....District Traffic Agent
 V. J. DISTLER.....(Dewitt).....Traffic Agent

OAKLAND, CALIF. 94611—P. O. Box 11059, Piedmont Station
 A. W. LEVY.....(Phone(415)653-9094).....General Traffic Agent
 A. H. WESTINGTON.....District Traffic Agent

OGDEN, UTAH 84401—
 Room 100 Union Station, 25th St. & Wall Ave.— Phone(801)394-5533
 F. M. YOUNG.....General Traffic Agent
 T. L. CARRICK.....(Clearfield).....Traffic Agent
 J. C. IMHOFF.....Depot Passenger Agent

OMAHA, NEBR. 68102—
 Union Pacific Building, 1416 Dodge St.— Phone(402)281-5822
 G. ANDERSON.....Passenger Traffic Manager
 J. M. FORSHA.....Assistant Passenger Traffic Manager
 C. W. JONES.....Assistant Passenger Traffic Manager
 W. J. FORAL.....Assistant General Passenger Agent
 C. E. DUFF.....Manager Mail, Baggage and Express Traffic
 R. A. FORAL.....Traffic Manager
 J. G. DUGGAN.....Director of Foreign Trade
 W. J. JARVIS.....Supervisor, Agricultural Development
 W. F. PETERSEN.....General Live Stock Agent
 For Passenger Information and Reservation, Phone (402) 271-3480
 D. V. MARTIN.....Phone.....General Traffic Agent
 R. S. FARLEY.....(402)281-5822.....District Traffic Agent
 F. B. BOYSEN, JR.....(Kearney).....Traffic Agent
 J. D. MARTIN.....(Grand Island).....Traffic Agent
 L. L. McCLELLAN.....Depot Passenger Agent
 Depot Ticket Office, Union Station, 10th & Marcy—Phone 271-3422
 K. T. COTTON.....Depot Ticket Agent

ORANGE, CALIF. 92668—City Office, 79 Town & Country, 777 So. Main St.—
 B. A. STEWART.....(Phone(714)542-3979).....General Traffic Agent

PASADENA, CALIF. 91101—
 Union Pacific Station, 205 W. Colorado Blvd.— Phone(213) 792-4107
 H. G. BARTLETT.....General Traffic Agent
 F. R. LEFFINGWELL.....City Ticket Agent

PHILADELPHIA, PA. 19102—1104 Girard Trust Bldg., Broad St. & So. Penn. Sq.—
 W. D. HARRING.....(Phone(215) 563-2170).....General Traffic Agent

PITTSBURGH, PA. 15222—1419 Oliver Bldg., Smithfield St. and Sixth Avenue—
 H. G. LOCK.....Phone.....District Traffic Agent
 J. S. GUNNER.....(412) 281-0260.....District Traffic Agent

POCATELLO, IDAHO 83201—U. P. Passenger Station— Phone (208) 232-4450
 R. B. WRIGHT.....General Traffic Agent
 J. J. JOHNSON.....(Idaho Falls).....Traffic Agent
 W. K. HENDRICKS.....(Twin Falls).....Traffic Agent

POMONA, CALIF. 91766—U. P. Passenger Sta.— Phone (714) 622-3561
 G. J. CROSS.....Traffic Agent

PORTLAND, ORE. 97205—751 Pittcock Block— Phone(503) 227-7771
 G. A. BROWN.....Traffic Manager
 R. A. HOWLAND.....Assistant Traffic Manager
 R. D. TOOMEY.....Assistant Traffic Manager
 T. E. TANN.....Assistant Traffic Manager
 R. W. McINTOSH.....Assistant Freight Traffic Manager (Rates)
 C. E. WELKER.....General Agent, Freight Department
 L. A. NEASE.....District Baggage Agent
 City Ticket Office—917 S. W. Washington Street— Phone(503) 227-7771
 C. K. WILLIAMS.....General Agent, Passenger Department
 J. L. BERTZ.....City Ticket Agent
 For Passenger Information or Reservation, Call(503)287-6471.

RENO, NEV. 89501—Suite 707, First Nat'l Bank of Nevada, One East First St.—
 E. G. HAYES.....(Phone(714) 683-3190).....General Traffic Agent

P. E. FLESCHER.....General Traffic Agent

RIVERSIDE, CALIF. 92507—Union Pacific Pass. Station, 7th & Vine Sts.—
 E. G. HAYES.....(Phone(714) 683-3190).....General Traffic Agent

ST. JOSEPH, MO. 64501—City Ticket Office,
 602 Corby Building—5th and Felix Sts.— Phone(816) 232-5485
 P. H. SCHMIDT.....General Freight and Passenger Agent
 D. C. MARTIN.....(Fairbury, Nebr.).....Traffic Agent

ST. LOUIS, MO. 63101—
 1223 Ambassador Bldg., 411 North 7th St.— Phone(314)CHestnut 1-7750
 T. W. GURSKY.....General Traffic Agent

SACRAMENTO, CALIF. 95810—233 Forum Bldg., 1107 Ninth St.—
 J. G. JOHNSON.....(Phone(916) 442-1025).....General Traffic Agent
 T. H. BEEBON.....(Redding) Phone(916) 241-7619.....District Traffic Agent
 E. A. GAHL.....District Traffic Agent

SALINA, KANS. 67401—Union Sta., 400 No. 13th St.—Phone(913)TAYlor 7-5972
 H. D. TODD.....General Traffic Agent

SALT LAKE CITY, UTAH 84111—417 South Main St.— Phone(801)363-1544
 R. E. HAUTZINGER.....Traffic Manager
 H. O. MCINTYRE.....Assistant Traffic Manager
 N. J. MEIS.....General Traffic Agent
 J. COLAIZZI.....(Provo).....District Traffic Agent
 J. G. SHEGILLER.....District Passenger and Ticket Agent
 L. WHIMPEY.....Depot Passenger Agent
 For Passenger Information or Reservation, Call (801)388-1883

SAN DIEGO, CALIF. 92101—Suite 1105 Home Tower, 707 B'way Phone(714)233-7241
 W. R. VOLLERS.....General Traffic Agent
 J. E. DOOLEY.....Ticket Agent

SAN FRANCISCO, CALIF. 94105—405 Market Street..... Phone(415) 421-6030
 M. H. FOWLER.....Traffic Manager
 B. P. COSTELLO.....Assistant Traffic Manager
 H. C. DUNFEE.....Assistant Traffic Manager
 J. R. SCOGIN.....Assistant Traffic Manager
 W. M. CUNNINGHAM.....General Traffic Agent
 E. G. LAMME (Eureka).....Traffic Agent
 City Ticket Office—405 Market Street— Phone(415)GARfield 1-6030
 W. J. LEGNER.....City Ticket Agent

SAN JOSE, CALIF. 95113—811 Bank of America Bldg., First and Santa Clara Sts.—
 H. C. DANNER.....(Phone(408)292-3878).....General Traffic Agent
 J. S. CAPLE.....(Salinas).....District Traffic Agent
 W. E. MCTIGHE.....District Traffic Agent

SAN PEDRO, CALIF. 90733—City Ticket Office, 805 So. Pacific Ave.—
 D. A. SHUM.....(Phone(213) 832-7531).....General Traffic Agent
 R. N. ASHBY.....City Ticket Agent

SANTA ANA, CALIF.—(SEE ORANGE, CALIF.)

SANTA MONICA, CALIF. 90406—City Ticket Office, 1228 5th Street—
 R. A. BRESSLER.....(Phone(213)395-9951) or.....General Traffic Agent
 D. A. THORNE.....(213) 870-2435.....City Ticket Agent

SEATTLE, WASH. 98104—
 204 Union Station, 4th Ave. and Jackson St. Phone (206) MAIN 36933
 A. C. TAYLOR.....Assistant Traffic Manager
 City Ticket Office—4th Ave. and Jackson St.—
 W. H. AHLGRIM (Phone(206) Main 3-6933).....General Traffic Agent

SIOUX CITY, IA. 51101—644 Benson Bldg., 705 Douglas St.— Phone(712) 255-8328
 L. J. ROACH.....General Traffic Agent

SPOKANE, WASH. 99201—Union Station, West 403 Trent Avenue—
 L. E. DONAHUE.....(Phone(509)MADison 4-4121).....General Freight Agent

STOCKTON, CALIF. 95202—Suite 112, Five Forty Bldg., 540 No. Calif. St.—
 C. BIANCHINI.....(Phone(209) 466-8531).....General Traffic Agent
 W. N. OWENS.....District Traffic Agent

TACOMA, WASH. 98402—City Ticket Office, 114 South Ninth St.—
 F. G. ROTHWELL.....(Phone(206)BROADway 2-2275).....General Traffic Agent

TAIPEI, TAIWAN—24-2 (3rd. Fl.), Chung Shan N. Road Sec. 2.
 SHIN-I LIN.....(Cable Address - UPRAlCo).....Special Representative

TOKYO, JAPAN—Room 319, Yurakucho Bldg.—
 5, I-Chome, Yuraku-Cho, Chiyoda-Ku
 J. UCHIYAMA.....(Cable Address - UPRAlCo).....Special Representative

TOPEKA, KANS. 66608—Freight Station— Phone(913)CENTral 3-4138
 S. H. GRIMES.....General Traffic Agent

TORONTO, ONT. Room 1304 National Trust Bldg., 7 King St.—East—
 J. F. FEATHERSTONE.....(Phone(416) 364-7239).....General Traffic Agent

TULSA, OKLA. 74119—
 Suite 1606, 4th Natl. Bank Bldg., 15 West 6th St., Phone(918) LUTher 2-0139
 L. L. CRAWFORD.....General Traffic Agent

VANCOUVER, B. C. Room No. 303 Burrard Bldg., 1030 West Georgia St.—
 A. G. PROSKURNIAK.....(Phone(604)MUTual 3-8561).....General Traffic Agent

WALLA WALLA, WASH. 99362—Union Pacific Pass. Sta., 13th and West Main Sts.
 J. M. LANDAU.....(Phone(509)JACKson 9-1610).....General Traffic Agent
 L. R. CAPPS.....(Pendleton).....Traffic Agent

WASHINGTON, D.C. 20006—Suite 710, Chanin Bldg., 815 Connecticut Ave., N.W.—
 C. G. DANKMYER.....Phone.....Traffic Manager
 (202) 296-4833.....(Richmond, Va.).....District Traffic Agent
 W. G. LORYS.....Traffic Manager

WINSTON-SALEM, N. C. 27101—2512 Wachovia Bldg., 301 North Main St.—
 C. E. HAYWOOD.....(Phone (919)724-0509).....General Traffic Agent

YAKIMA, WASH. 98902—Union Pacific Building, 104 W. Yakima Ave.—
 F. E. BUDWILL.....(Phone(509)GLEncourt 7-4181).....General Traffic Agent
 G. H. GORTLER.....(Kennewick, Wash.).....Traffic Agent

R. F. PETTIGREW	G. ANDERSON	N. B. MARVIN	C. O. SHOWALTER	R. C. PRETTI
Vice-President, Traffic	Passenger Traffic Manager	Vice-President (Sales and Service)	Vice-President (Rates and Divisions)	Vice-President (Marketing)
OMAHA, NEBR. 68102	OMAHA, NEBR. 68102	OMAHA, NEBR. 68102	OMAHA, NEBR. 68102	OMAHA, NEBR. 68102

UNION PACIFIC'S EAST LOS ANGELES Transfer Service



To Ticket Agents, Travel Agents and Our Patrons:

East Los Angeles Station, with waiting rooms and public conveniences, serves as a transfer station for Union Pacific passengers, via motor bus to and from Pasadena, Glendale, Disneyland Hotel, Anaheim, Orange and Long Beach-San Pedro Branch Line points.

Modern air-conditioned motor buses are operated by the Union Pacific Stage Company, a subsidiary of the Union Pacific Railroad, and all tickets routed via the Union Pacific direct or via Los Angeles, to or from above points and intermediate branch line stations, are honored via East Los Angeles and motor bus. See Tables 7, 8, and 9 on page 18 for local schedules of all motor coaches.

The picture above shows how easy it is for friends and relatives to meet passengers at East Los Angeles. There is ample parking and it is free.

Train luggage is quickly delivered to the bus driver and arrives at destination with the traveler.

Checked Baggage: Baggage should be checked to the following city ticket office or depots only: Glendale; Pasadena; East Los Angeles; Whittier; Fullerton; Anaheim; Lakewood; Long Beach and San Pedro. (Only East Los Angeles, Long Beach and Pasadena stations are open Saturdays and Sundays for claiming or checking baggage.)

