



*Maroon Bells* (14,000 ft. and 14,126 ft.) . . . .

In the select group of 52 Colorado peaks higher than 14,000 feet in elevation, none are more impressive than these titans of the Glenwood-Aspen region . . . fall coloring and eternal snow on the high peaks lend an unforgettable thrill to Vista-Dome travel on Rio Grande's "See-Way" through Colorado and Utah.

**DENVER AND RIO GRANDE WESTERN RAILROAD**

**THE DIRECT CENTRAL TRANSCONTINENTAL ROUTE**

**Rio Grande**  
TIME TABLES

**ROYAL  
GORGE  
ROUTE**



Royal Gorge-of the Arkansas River

**DENVER & RIO GRANDE WESTERN RAILROAD**

**MAIN LINE THRU THE ROCKIES**

**Rio Grande**  
TIME TABLES

**MOFFAT  
TUNNEL  
ROUTE**




California Zephyr—Glenwood Canyon, Colorado River

**DENVER & RIO GRANDE WESTERN RAILROAD**

**MAIN LINE THRU THE ROCKIES**

DENVER & RIO GRANDE WESTERN RAILROAD



TOPS IN TRAVEL

Extra comfort — Extra luxury — Extra travel thrills but NO EXTRA FARE on any Rio Grande train.

The most beautiful railroad cars ever built are now in service on Rio Grande's principal trains. Pictured above is one of the Vista-Dome coaches regularly assigned to Trains 1 and 2—the Royal Gorge. All coaches feature the scientifically-designed body-contoured "Sleepy Hollow" reclining seats for the utmost in comfort.

Below is one of the radically new sleeping cars assigned to the all-streamlined Prospector, featuring bedrooms and roomettes of new design plus standard sections (upper and lower berths). Comfort-styled coaches with "Sleepy Hollow" seating, and a friendly diner-lounge complete the consist.




TABLE OF CONTENTS
Condensed Through Schedules... Pages 2 and 3
Connecting Lines' Schedules... Page 12
Fares—Rail and Pullman... Page 13
General Information... Page 15
Lines Operated in Freight Service Only... Pages 11 and 12
Map... Pages 8 and 9
Station Index... Page 1
Train Schedules and Equipment... Pages 4, 5, 6, 7 and 10
Traffic Department Representatives... Page 16
Transcontinental Pullman Car... Page 2

INDEX TO PRINCIPAL TRAIN SCHEDULES
THE CALIFORNIA ZEPHYR... Pages 2, 4 and 5
THE COLORADO EAGLE... Pages 3 and 6
THE MOUNTAINEER... Page 4
THE PROSPECTOR... Pages 3, 4 and 5
THE ROYAL GORGE... Pages 3, 6 and 7
THE SILVERTON and THE SAN LUIS... Page 10

INDEX TO PRINCIPAL STATIONS. A multi-column table listing station names and their corresponding table numbers for various routes.

If you would like to receive future issues of this time table, please mail request to H. F. ENO, Passenger Traffic Manager DENVER & RIO GRANDE WESTERN RAILROAD Room 101 Rio Grande Building, 1531 Stout Street, Denver 2, Colo.

ROUTE OF THE CALIFORNIA ZEPHYR BETWEEN CHICAGO • DENVER • SALT LAKE CITY • SAN FRANCISCO


Table with columns: No. 17 Daily, Miles From Chicago, STATIONS, Elevation, No. 18 Daily. Includes stations like Burlington Route, CHICAGO, ILL., Galesburg, Ill., Cross Mississippi River, Burlington, Ia., Ottumwa, Ia., Creston, Ia., Cross Missouri River, Omaha, Nebr., Omaha, Nebr., Lincoln, Nebr., Hastings, Nebr., McCook, Nebr., DENVER, COLO.

Table with columns: Miles, STATIONS, Elevation, No. 18 Daily. Includes Denver & Rio Grande Western R.R., DENVER, COLO., Moffat Tunnel—6.2 miles—Continental Divide, From Granby parallel the Colorado River for 235 miles, Bond, Colo., Red Canyon—Glenwood Canyon, Glenwood Springs, Colo., Grand Junction, Colo., Grand Junction, Colo., Ruby Canyon—Colo.-Utah State Line, At Westwater, Utah—last glimpse of Colorado River, Helper, Utah, Soldier Summit—Wasatch Range, Provo, Utah, SALT LAKE CITY, UTAH.

Table with columns: Miles, STATIONS, Elevation, No. 18 Daily. Includes Western Pacific Railroad, SALT LAKE CITY, UTAH, Elko, Nev., Winnemucca, Nev., Gerlach, Nev., Portola, Calif., Feather River Canyon—116 miles through Sierra Nevada Range, Oroville, Calif., Marysville, Calif., Sacramento, Calif., Stockton, Calif., Oakland, Calif., Oakland Pier, Calif., SAN FRANCISCO, CALIF. (Ferry Bldg.).

cst—Central Standard Time. mst—Mountain Standard Time. pst—Pacific Standard Time.

All space on the California Zephyr—both coach and Pullman—is reserved and specifically assigned in advance. Dome seats are not reserved. Checked baggage will be handled on the California Zephyr to or from Glenwood Springs and Grand Junction, Colorado, but not to or from other intermediate points between Denver and Salt Lake City. No extra fare.



TRANSCONTINENTAL PULLMAN SERVICE Between NEW YORK and SAN FRANCISCO

Car CZ-11, 8 Double Bedroom—10 Roomette Standard Sleeper on the "California Zephyr" operates westbound from New York to Chicago via Pennsylvania Railroad "Pennsylvania Limited" one day and New York Central "Lake Shore Limited" the next; eastbound from Chicago to New York via Pennsylvania Railroad "Admiral" one day, and New York Central "Lake Shore Limited" the next. Schedule and dates of operation shown below.

Table with columns: Westbound, Eastbound, SCHEDULE (Subject to Change), N. Y. C. P. R. R. Lake Shore Ltd., P. R. R. Penna. Ltd., N. Y. C. P. R. R. Lake Shore Admiral Ltd. Includes times for New York, Chicago, Burlington, Denver, Rio Grande, Salt Lake City, San Francisco.

Table with columns: Westbound Car Passes, Eastbound Car Passes, DATES OF OPERATION, Odd Dates, Even Dates. Includes months from October 1951 to September 1952.

Table with columns: October 1951, November 1951, December 1951, January 1952, February 1952, March 1952, April 1952, May 1952, June 1952, July 1952, August 1952, September 1952. Shows S.M.T.W.T.F.S. patterns for each month.

ROUTE OF THE ROYAL GORGE BETWEEN DENVER • COLORADO SPRINGS • PUEBLO GLENWOOD SPRINGS • GRAND JUNCTION PROVO • SALT LAKE CITY • OGDEN

Table with columns: No. 1 Daily, Miles from Denver, Mountain Standard Time, Elevation, No. 2 Daily. Includes destinations like Denver, Colorado Springs, Pueblo, Provo, Salt Lake City, Ogden.

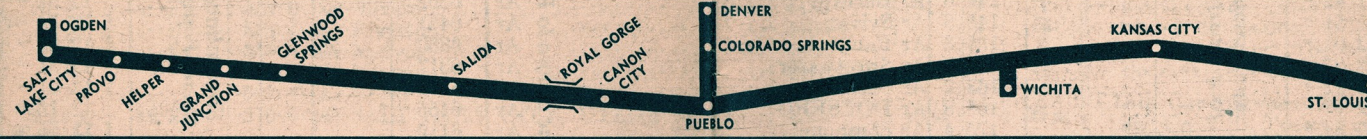
Table with columns: No. 1 Daily, Miles from Denver, Mountain Standard Time, Elevation, No. 2 Daily. Includes destinations like Denver, Colorado Springs, Pueblo, Provo, Salt Lake City, Ogden.

Ten minute stop to view America's best loved travel wonder. Here is located Hanging Bridge, suspended between sheer canyon walls, just 30 feet apart. Above may be seen the World's Highest Bridge, across the Royal Gorge, 1,053 feet above the railroad tracks.

Table with columns: No. 1 Daily, Miles from Denver, Mountain Standard Time, Elevation, No. 2 Daily. Includes destinations like Royal Gorge, Salida, Tennessee Pass.

Cross the Continental Divide at Tennessee Pass, highest main-line standard gauge railroad in the United States.

Table with columns: No. 1 Daily, Miles from Denver, Mountain Standard Time, Elevation, No. 2 Daily. Includes destinations like Glenwood Springs, Grand Junction, Price, Provo, Salt Lake City, Ogden.



ROUTE OF THE PROSPECTOR BETWEEN DENVER • GLENWOOD SPRINGS • GRAND JUNCTION • PROVO • SALT LAKE CITY

See Page 5 for Equipment

Table with columns: Miles from Denver, Elevation, Mountain Standard Time, No. 7 Daily. Includes destinations like Denver, Glenwood Springs, Grand Junction, Provo, Salt Lake City.

Table with columns: Miles from Salt Lake City, Elevation, Mountain Standard Time, No. 8 Daily. Includes destinations like Salt Lake City, Provo, Grand Junction, Glenwood Springs, Denver.

From Plainview, 25 miles west of Denver, can be seen the magnificent view of far-sweeping plains, including almost one-fourth of the total area of Colorado.





Table 2

ROYAL GORGE ROUTE

DENVER • COLORADO SPRINGS • PUEBLO • CANON CITY • SALIDA • GLENWOOD SPRINGS

Table with columns: READ DOWN, No. 3 The Colorado Eagle, No. 1 The Royal Gorge, Miles, STATIONS, Elevation, No. 2 The Royal Gorge, No. 4 The Colorado Eagle, READ UP. Includes station names like DENVER, COLO., PUEBLO, and GLENWOOD SPRINGS, COLO.

Table 2 ROYAL GORGE ROUTE GLENWOOD SPRINGS • GRAND JUNCTION • PROVO • SALT LAKE CITY • OGDEN

Table with columns: READ DOWN, No. 1 The Royal Gorge, Miles, STATIONS, Elevation, No. 2 The Royal Gorge, READ UP. Includes station names like GLENWOOD SPRINGS, COLO., GRAND JUNCTION, COLO., and SALT LAKE CITY, UTAH.

REFERENCE NOTES
\* Daily.
a Stops on flag to receive pay passengers for points on Mo. Pac. and discharge pay passengers from connections at Denver.
b Stops to discharge pay passengers received from connections at Pueblo.

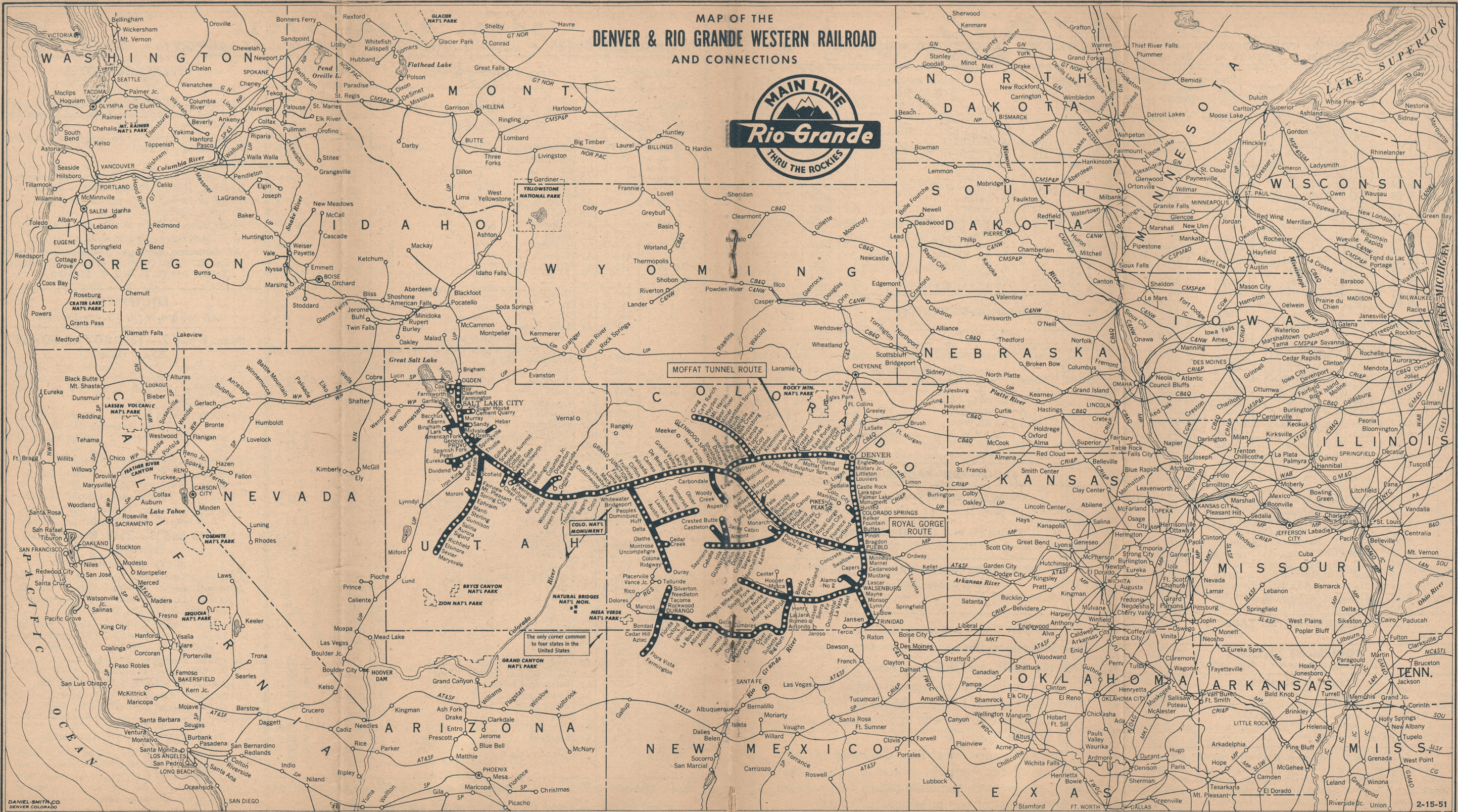
EQUIPMENT
(All equipment is air-conditioned)
Nos. 1 and 2—THE ROYAL GORGE (Diesel Power)

Nos. 3 and 4—THE COLORADO EAGLE (Streamlined—Diesel Power)
Diner-Lounge between Denver and St. Louis. Standard sleeper between Denver and St. Louis (31 eastbound) (111 westbound) 14 roomettes, 2 Dbl. BR., 1 DR.

PLAN YOUR TRIP IN ADVANCE—
It is not necessary to wait until date of departure to purchase rail tickets and Pullman accommodations. All one-way and round-trip rail tickets are good for a certain period of time.

Now, the see-all Vista-Dome car adds thrilling perspective to make the Royal Gorge a brand new travel delight.

# MAP OF THE DENVER & RIO GRANDE WESTERN RAILROAD AND CONNECTIONS



The only corner common to four states in the United States

Table 3 LOCAL SERVICE DENVER, WINTER PARK, GRANBY, STEAMBOAT SPRINGS AND CRAIG Table 4 DENVER, COLO. SPRINGS, PUEBLO, WALSENBURG AND ALAMOSA

Table with columns for No. 19-9, Miles, STATIONS, Ele-va-tion, No. 10-20, READ UP, No. 1-15 The San Luis, Miles, STATIONS, Ele-va-tion, No. 16-2 The San Luis, READ UP. Includes sub-tables for DURANGO-SILVERTON (Table 5) and EQUIPMENT-TABLES 4 and 5.

REFERENCE NOTES TABLE 3 \* Daily. f Flag stop. EQUIPMENT-TABLE 3 (All equipment is air conditioned.) Trains 19-9 and 10-20 Standard Sleeper between Denver and Craig (D-3 westbound)...

CHECK BAGGAGE A DAY IN ADVANCE Your baggage should be checked in advance of departure. Due to heavy passenger travel baggage facilities may be taxed to capacity.

For Comfort and Convenience . . . For Business or Pleasure . . . Use the RAIL-AUTO Travel Plan Speed to your destination in restful luxury—free from highway hazards. Arrive on time—then step into a new automobile to make your business calls or side-trips. The Rail-Auto Travel Plan combines the best features of two methods of travel.

FREIGHT SERVICE ONLY COLORADO AND NEW MEXICO LINES

Table with columns for Table 6-ASPEN BRANCH, NARROW GAUGE LINES, Table 7-CREDEE BRANCH, Table 8-NORTH FORK BRANCH, Table 9-WALSENBURG-TRINIDAD, Table 10-LOMA BRANCH, Table 11-MANITOU BRANCH, Table 12-ALAMOSA BRANCH, Table 13-SALIDA-SAPINERO BRANCH, Table 14-CRESTED BUTTE BRANCH, Table 15-BALDWIN BRANCH, Table 16-MONTROSE-CEDAR CREEK BRANCH, Table 17-OURAY BRANCH, Table 18-ALAMOSA-DURANGO, Table 19-FARMINGTON BRANCH, Table 20-MARYSVALE BRANCH, Table 21-MORONI SPUR, Table 22-TINTIC BRANCH, Table 23-GOSHEN VALLEY BRANCH, Table 24-SUGAR HOUSE SPUR.

FREIGHT SERVICE ONLY

UTAH LINES (Continued)

Table 25—PROVO CANYON BRANCH

Table with columns: Miles, STATIONS, Freight Service only.

Table 26—SUNNYSIDE BRANCH

Table with columns: Miles, STATIONS, Freight Service only.

Table 27—PLEASANT VALLEY BRANCH

Table with columns: Miles, STATIONS, Freight Service only.

Table 28—BINGHAM-GARFIELD BRANCHES

Table with columns: Miles, STATIONS, Freight Service only.

Interchange with Western Pacific, carload freight only.

PROTECT YOUR LUGGAGE Identify Your Baggage by Placing Your Name and Address Inside and Outside BUY ROUND TRIP TICKETS AND SAVE TRAVEL ON CREDIT CONSULT AGENT

CONDENSED SCHEDULES VIA CONNECTING LINES

BURLINGTON LINES

Table with columns: Time, Station, Direction.

COLORADO & SOUTHERN-FT. WORTH & DENVER CITY RYS.

Table with columns: Time, Station, Direction.

MISSOURI PACIFIC R. R.

Table with columns: Time, Station, Direction.

ROCK ISLAND LINES

Table with columns: Time, Station, Direction.

SOUTHERN PACIFIC COMPANY

Table with columns: Time, Station, Direction.

UNION PACIFIC R. R.

Table with columns: Time, Station, Direction.

WESTERN PACIFIC R. R.

Table with columns: Time, Station, Direction.

Table with columns: Time, Station, Direction.

Table with columns: Time, Station, Direction.

Table with columns: Time, Station, Direction.

Table with columns: Time, Station, Direction.

Table with columns: Time, Station, Direction.

Table with columns: Time, Station, Direction.

Table with columns: Time, Station, Direction.

Table with columns: Time, Station, Direction.

Table with columns: Time, Station, Direction.

Table with columns: Time, Station, Direction.

Table with columns: Time, Station, Direction.

Reference Notes: \* Daily, mst Mountain Standard Time, csr Central Standard Time, rstr Pacific Standard Time.

SALT LAKE CITY visitors are welcome to the free noon-day organ recitals presented daily, except Sunday, by celebrated artists in the great domed Mormon Tabernacle, famed for its superb acoustics.

YOU CAN'T LOSE WITH AMERICAN EXPRESS TRAVEL CHEQUES

The safe way to carry money, Travelers Cheques are as easily spendable as cash. If lost or stolen before second signature is affixed, full amount is refunded.

RAIL AND PULLMAN FARES

The fares shown below are those in effect October 1, 1951, and do not reflect any increase which may be authorized at a subsequent date. These fares are quoted as information only, are subject to change without notice, and they do not include 15% Federal and 2% Utah taxes.

Large table with columns: Railroad Fares (In Coaches, In Pullmans), One-Way Pullman Fares (Standard Car, Lower Berth, Seat Fare Day Travel). Rows include Colorado Springs to, Denver to, Glenwood Springs to, Grand Junction to, Kansas City to, Los Angeles to, New York to, Ogden to, Salt Lake City to, San Francisco to, Wichita to.

FARES FOR OTHER STANDARD PULLMAN ACCOMMODATIONS

Based on charge for Lower Berth as shown in above table. Applies only between points where through Pullman fares are published—not to combination Pullman fares.

Table with columns: WHERE LOWER BERTH FARE IS, Roomette Fare, Bedroom Fare, Compartment Fare, Drawing Room Fare.


Exclusive Space Occupancy by One Person: One and one-fourth railroad tickets must be purchased for exclusive use of drawing room; one and one-tenth tickets for compartment; one adult rail ticket for a bedroom or roomette. Consult Agent for exclusive requirements on eastern lines. Applies via direct route.

JUST SAY—

"CHARGE IT"

Rio Grande travelers can enjoy charge account convenience for their transportation needs by obtaining a Rail Travel Credit Card. Tickets are issued as needed and billed at the end of the month.

For application forms and complete information, apply to H. F. Eno, Passenger Traffic Manager, Rio Grande Building, Denver, Colo.



Meet the PROSPECTOR

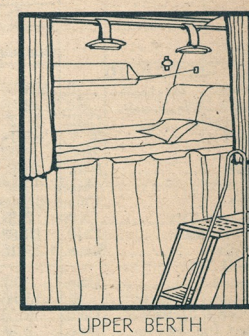
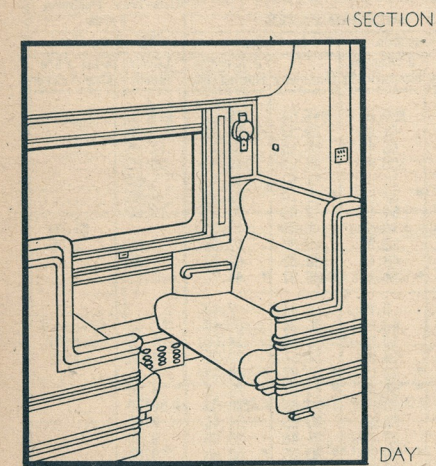
He's the blithe spirit who is everywhere on this friendliest of all western trains . . . let him cater to your whims next time you travel between DENVER and SALT LAKE CITY

Overnight Every Night


Lv. 5:30 p.m. Ar. 8:15 a.m.



# Day and Night— Rio Grande Sleeping Cars Are Tops in Comfort

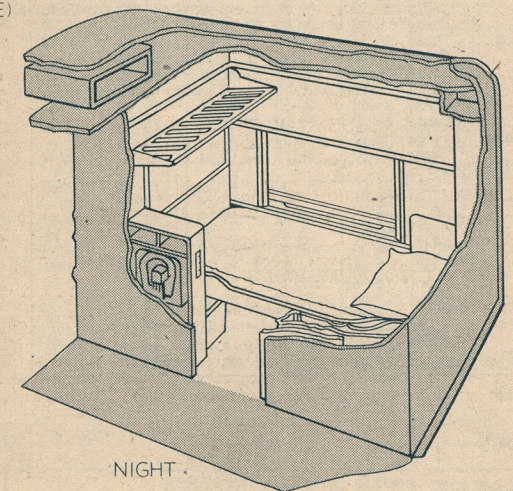
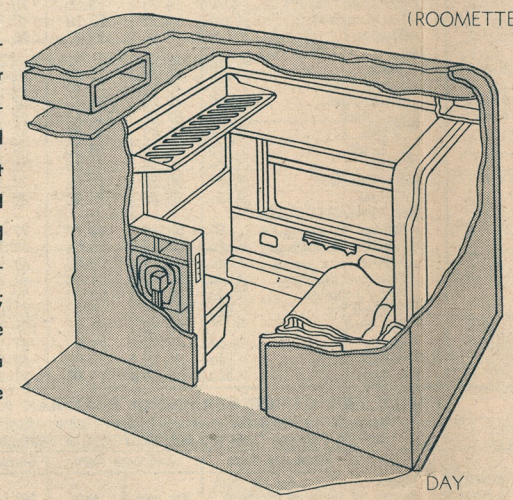


Choose from a wide variety of accommodations to suit your individual needs—all designed to offer the ultimate in luxury and convenience.

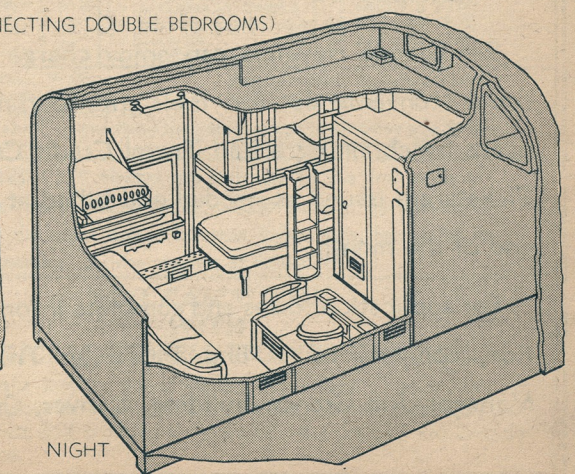
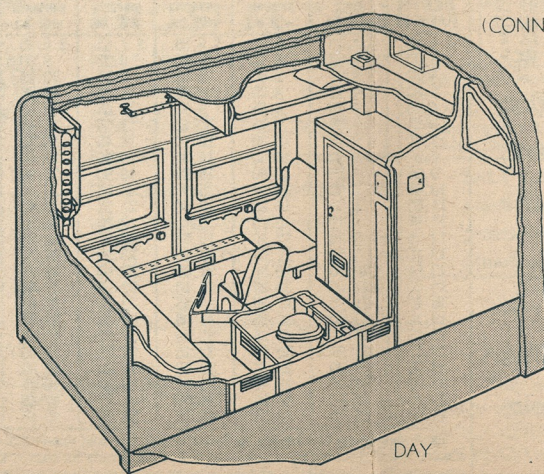


**SECTION**—The perennial favorite with budget-minded travelers. By day, deep-sprung lounge seats next to wide full-vision windows. By night, full-size sleep-inviting beds. Both upper and lower berths feature individual lighting, luggage space, clothes hangers, shelf for toilet articles. Dressing rooms with complete toilet facilities are at your disposal. Section accommodations are available on the Prospector, California Zephyr, Royal Gorge, Colorado Eagle, and Mountaineer.

**ROOMETTE**—The economy private-room accommodation for one person—with extra roominess and added comforts and convenience. Individual toilet and wash-stand; clothes and shoe lockers; ceiling, mirror and reading lights; individual control of heating and ventilation; complete privacy. Roomettes are available on the California Zephyr, the Prospector and the Colorado Eagle.



**DOUBLE BEDROOMS**—Ideal accommodation for one or two persons, Rio Grande double bedrooms offer new spaciousness and comfort by day or night, with full-size beds and completely enclosed toilet annexes. Removable wall permits adjoining bedrooms to be opened together to form a bedroom suite—the most luxurious sleeping car accommodation ever devised. Illustrated are the bedrooms featured on the California Zephyr. Prospector bedrooms, of slightly different design, are equally modern and convenient. Double bedrooms are also available on the Colorado Eagle.



## INFORMATION

**SPECIAL NOTICE.** The time shown in this folder is subject to change without notice; is that at which trains or buses may be expected to arrive at and depart from the several stations, but their arrival or departure at the time stated is not guaranteed. This Company reserves the right to discontinue trains, change schedules, and substitute equipment, and will not be responsible for any delay or other deviation from conditions outlined in this time table.

**ADJUSTMENT OF FARES.** Should any difference arise between yourself and the conductor, pay the fare requested, take receipt for the amount, and refer the matter to the Passenger Traffic Manager, Denver, Colo., for adjustment.

**CHILDREN** under 5 years of age, free, when accompanied by parent or guardian; 5 years of age and under 12, one-half fare; 12 years of age or over, full fare.

**STOPOVERS** are permitted at any point enroute where trains are scheduled to stop, within limit of ticket.

**FREE SIDE TRIP PUEBLO TO COLORADO SPRINGS OR DENVER AND RETURN.** Side trip tickets from Pueblo to Colorado Springs and return will be furnished upon application, westbound to Mo. Pac. conductor or eastbound to D. & R. G. W. conductor into Pueblo, to holders of one-way and round-trip tickets reading over the Mo. Pac., sold at stations east of and including Geneseo, Kan., destined to Salt Lake City, Utah, or points beyond, or the reverse. Side trip tickets Pueblo to Denver and return are furnished only in connection with round-trip tickets via the Mo. Pac. sold at and destined to points shown above. The side trip coupons may also be included in original ticket at the time of purchase or secured upon presentation of the through tickets within their limits to UNION DEPOT TICKET AGENT IN PUEBLO, COLO.

**FREE SIDE TRIP SALT LAKE CITY TO OGDEN AND RETURN.** Available to holders of all classes of tickets sold at Denver, Colorado Springs or Pueblo, Colorado, and points east, north or south thereof to destinations beyond Salt Lake City, Utah, via Western Pacific Railroad and to destinations beyond Lynndyl, Utah, via U. P. R. R. or the reverse. This side trip from Salt Lake City, Utah, to Ogden, Utah, and return via D. & R. G. W., may be included in through ticket at time of sale, or furnished by D. & R. G. W. agent at Salt Lake City, without additional charge.

**FREE SIDE TRIP DENVER TO COLORADO SPRINGS AND RETURN.** Arrangements are in effect whereby passengers may obtain free side trips Denver to Colorado Springs and return on certain tickets without additional charge. Side trip tickets may be included in original ticket, or obtained upon presentation of through round-trip excursion ticket, within limit, at Denver Union Station, or any C. B. & Q., C. R. I. & P. or U. P. ticket office at Denver.

**CHOICE OF ROUTES.** Tickets reading via D. & R. G. W. between Denver, Colorado Springs or Pueblo and Salt Lake City or Ogden will be honored either via Canon City and the Royal Gorge or via the Moffat Tunnel Route (Dotsero Cut-off), except as otherwise provided by tariff.

**DENVER & RIO GRANDE WESTERN RAIL TICKETS GOOD OPTIONALLY ON BUSES OF CONTINENTAL BUS SYSTEM, INC.** Tickets good for passage over the Denver & Rio Grande Western rail line between Leadville, Colo. and Malta, Colo., will be honored on buses of Continental Bus System, Inc.

**BEFORE BOARDING TRAINS** ask the ticket agent, brakeman, or conductor whether the train stops at the station to which you may be ticketed. There are stations at which some trains do not stop.

**STOPPING TRAINS ON SIGNAL.** Where trains are scheduled to stop only on signal, passengers on trains must give advance notice to conductor, and persons intending to board trains must advise agent to that effect, in order that necessary arrangement may be perfected.

**TICKET HONORING.** All classes of tickets will be honored on all trains, except week-end, Drivers, Caretakers and Banana Messenger tickets will not be honored on the California Zephyr, Trains 17 and 18. EXCEPTION: Drivers tickets will be honored on all trains, except on the California Zephyr, Trains 17 and 18, to regular or flag stops (not conditional stops) except that Train No. 1 will stop at any station west of Pueblo where conditional stops are authorized, to discharge passengers holding Drivers tickets.

**BAGGAGE.** Personal baggage consisting of wearing apparel, toilet articles (except liquids) and personal effects in actual use, and necessary for the use, comfort and convenience of the passenger while on the journey, may be checked in baggage service. Money, jewelry, silverware, negotiable papers and like valuables, liquids, fragile or perishable articles, radios, household goods and any article intended for others or for sale, must not be enclosed in baggage to be checked. Carriers will not be responsible for such articles.

Passengers are urged to check all baggage except that actually needed for use enroute. They are also urged to check baggage in advance so that it may be forwarded on a preceding train. Every effort will be made to facilitate handling of baggage but the railroad does not guarantee its forwarding on the same train with the owner nor the time of its arrival at destination.

Passengers may check without additional charge 150 pounds of baggage not exceeding \$100 in value on each adult ticket and 75 pounds not exceeding \$50 in value on each child's half-fare ticket. Around the World or Trans-Pacific passengers may check without additional charge 350 pounds not exceeding \$100 in value on each adult ticket and 175 pounds not exceeding \$50 in value on each child's half-fare ticket.

Each passenger has the privilege of declaring a higher value than the free allowance on his baggage at time of checking. A nominal charge will be made for each \$100, or fraction thereof, declared in excess of the free allowance. The value of baggage checked on one ticket is limited to \$2,500. No single piece of baggage exceeding 300 pounds in weight, 72 inches in greatest dimension, or \$2,500 in value, will be accepted.

Bicycles, baby carriages, guns (not small firearms), and similar articles enumerated in the tariff, when used in connection with the journey, may be checked and included in weight and value of passenger's baggage. The maximum liability on such articles is deemed by the carriers to be not in excess of \$25 unless a higher value is separately declared and paid for at time of checking, on each shipment of such articles for each \$100, or fraction thereof, of additional value declared.

Each piece of baggage should be marked or tagged with passenger's name and address and the passenger's name and permanent address should be placed inside of each piece of baggage whether it is checked or carried on the train.

Storage charges will be assessed on baggage not claimed within 24 hours after its arrival at destination.

Dogs and other household pets may be checked in baggage service subject to tariff rules. Dogs may be checked on leash when securely muzzled and provided with close fitting harness or collar, but should be in crates or other suitable containers, and claimed immediately upon arrival at destination. When handled on trains without train baggage-men, they will be moved only when crated and then only at owner's risk. Carriers do not assume obligation to store or care for dogs at stations. Passengers must attend to feeding and watering dogs enroute and at stations. Passengers should inform themselves regarding quarantine regulations before checking dogs or other animals. Small dogs and other animals, when in baskets or other containers, or on leash and muzzled, may be taken into private room accommodations of sleeping cars.

Baggage checked to a station having no agent must be called for at the baggage car by owner upon reaching such station and duplicate checks surrendered to train baggage-man; otherwise baggage will be carried to first station beyond, where there is an agent.

Parcel rooms and parcel checking lockers are maintained in station waiting rooms at all important points.

**LOST ARTICLES.** Agents will assist in the recovery of lost articles. Passengers should not only give full description of the property, but should state date of loss, number of train and whether left in coach or Pullman car. All lost articles found in coaches on this line are forwarded to J. H. Tanner, Manager of Mail, Baggage and Express Traffic, Denver, Colo., and those found in sleeping cars are forwarded to The Pullman Co. Address the District Superintendent, The Pullman Company, at Denver, Colo., or Salt Lake City, Utah. No responsibility is assumed for unchecked articles left in stations or cars.




## Your Industrial Opportunity—The Rocky Mountain Empire

Alive with opportunities in undeveloped natural resources and beckoning markets, territory served by the Rio Grande in Colorado and Utah is rapidly advancing in industrial stature. Equable climate, a stable labor market and pleasant living conditions are attractive to industry. A dependable transportation system smooths the way from producer to processor to consumer. Your inquiry will be handled promptly and confidentially.

**E. L. BEARDSLEY**  
Director of Industrial Development  
Denver & Rio Grande Western Railroad  
1531 Stout Street—Denver 2, Colorado

# PERSONALIZED SERVICE



*Rio Grande* passenger and freight representatives, listed below, will welcome an opportunity to assist you with any travel or shipping problems.

- ALAMOSA, COLO.**—Rio Grande Freight Depot—Phone 210  
R. W. CLARK, District Freight & Passenger Agent.
- ATLANTA 3, GA.**—1521 Healey Bldg.—  
57 Forsyth St. N. W.—Lamar 4831  
R. E. KNIGHT, General Agent.
- BOSTON 16, MASS.**—411 Little Bldg.—  
80 Boylston St.—Liberty 2-9891  
C. O. TOBIAS, General Agent.
- CHICAGO 3, ILL.**—Suite 2321 Bankers Building—  
105 West Adams St.—Randolph 6-7445  
G. C. CLEGG, Eastern Traffic Manager.  
C. J. DOMBROW, General Passenger Agent.  
J. B. WILLIAMS, Assistant Traffic Manager.  
D. J. LEWIS, Commercial Agent.  
W. H. MESTER, City Passenger Agent.  
E. J. CERNY, City Ticket Agent.  
J. A. BURKE, Perishable Freight Agent.  
B. F. GALLAGHER, Traveling Freight & Passenger Agent.  
M. L. COLBY, Traveling Freight & Passenger Agent.  
E. S. MORGAN, Traveling Freight & Passenger Agent.  
S. E. DAVIS, City Freight Agent.  
R. W. BAILEY, City Freight Agent.  
W. P. MENARD, City Freight Agent.
- CINCINNATI 2, OHIO**—1431 Enquirer Bldg.—  
617 Vine St.—Parkway 3212  
A. C. DICK, General Agent.  
E. H. NELSON, Traveling Freight & Passenger Agent.
- CLEVELAND 13, OHIO**—509 Terminal Tower Building—  
50 Public Square—Cherry 1-7386  
A. S. EATON, District Freight & Passenger Agent.
- COLORADO SPRINGS, COLO.**—  
Suite 317 Exchange National Bank Bldg.—  
6 South Tejon St.—Main 2884  
E. D. MORRISON, General Agent.  
H. L. JOHNSON, District Freight & Passenger Agent.
- CRAIG, COLO.**—Rio Grande Freight Depot—Phone 340  
B. F. MOORE, District Freight & Passenger Agent.
- DALLAS 1, TEXAS**—607 Great National Life Building—  
1604 Main St.—Phone Randolph 6322  
J. B. LATIMER, General Agent.  
T. J. BACON, District Freight & Passenger Agent.
- DENVER 2, COLO.**—  
Rio Grande Bldg.—1531 Stout St.—Acoma 5533  
City Ticket Office—Room 101—Main Floor  
B. E. GREGORY, General Agent, Passenger Department.  
D. G. FRAZIER, City Ticket Agent.  
H. M. COX, City Passenger Agent.  
C. L. RAHNE, City Passenger Agent.  
T. D. JOHNSON, Depot Passenger Agent.  
Freight Department—Room 100—Main Floor  
E. K. WEST, General Agent, Freight Department.  
C. M. WILDT, Commercial Agent.  
A. L. BURSON, City Freight Agent.  
A. D. COX, City Freight Agent.  
H. C. McVEAN, Traffic Representative.  
D. J. IZETT, Livestock Agent.
- DETROIT 2, MICH.**—5-157 General Motors Bldg.—  
3044 West Grand Blvd.—Trinity 5-3025  
P. O. SPURGEON, General Agent.  
W. A. SIEBERT, Traveling Freight & Passenger Agent.  
J. H. KRESS, Traveling Freight & Passenger Agent.
- EUGENE, ORE.**—203 Ardel Offices  
33 10th Avenue East—Phone 5-7161  
J. T. HULL, Commercial Agent.
- FRESNO 21, CAL.**—207 T. W. Patterson Bldg.—  
2014 Tulare St.—Phone 4-3290  
M. E. PYEATT, General Agent.
- GRAND JUNCTION, COLO.**—  
Rio Grande Freight Depot—Phone 3021  
W. J. MOORE, General Agent.
- KANSAS CITY 6, MO.**—524 Railway Exchange Bldg.  
705 Walnut St.—Victor 5520  
W. D. FERNALD, General Agent.  
J. W. SAMPLE, Traveling Freight & Passenger Agent.  
J. D. KEY, Traveling Freight & Passenger Agent.
- LOS ANGELES 14, CAL.**—724 Pacific Mutual Bldg.  
523 West 6th St.—Madison 9-2156  
A. R. ANDERSON, General Agent.  
O. V. HOWARD, District Passenger Agent.  
G. L. NICOLIN, Commercial Agent.  
L. S. BRISTOL, City Freight Agent.  
E. D. BURKE, City Freight Agent.  
R. C. MILNES, City Freight Agent.
- MINNEAPOLIS 2, MINN.**—360 Rand Tower  
527 Marquette Ave.—Atlantic 7888  
C. W. CAMPBELL, General Agent.
- NEW YORK 18, N. Y.**—500 Fifth Ave., Room 220.  
Chickering 4-7515  
V. A. FARRELL, Assistant Traffic Manager.  
W. C. RUBIEN, District Passenger Agent.  
T. V. SIMMONS, City Passenger Agent.  
G. L. KENNY, Commercial Agent.  
C. J. DOBOL, Perishable Freight Agent.  
J. W. WESTLAKE, Traveling Freight & Passenger Agent.  
J. J. O'DONNELL, Traveling Freight & Passenger Agent.  
E. K. YAEGER, City Freight Agent.  
J. R. MELANSON, City Freight Agent.
- OAKLAND 12, CAL.**—514 Central Bank Bldg.—  
14th & Broadway—Glencourt 1-4925  
R. E. DAVIS, General Agent.  
W. B. WAGNER, City Freight Agent.  
T. M. SAFFOLD, City Freight Agent.
- OGDEN, UTAH**—Rio Grande Freight Depot  
130 24th Street—Phone 3-3325  
C. F. MOULTON, General Agent.
- OMAHA 2, NEB.**—  
313 Grain Exch. Bldg., 19th & Harney—Jackson 5100  
S. L. LOCKWOOD, General Agent.  
R. G. SCHWARTZ, Traveling Freight & Passenger Agent.  
O. F. WAGNER, Traveling Freight & Passenger Agent.  
E. W. DeJONG, Traveling Freight & Passenger Agent.
- PITTSBURGH 22, PA.**—1410 Oliver Bldg.  
535 Smithfield St.—Atlantic 1-2766  
U. E. LLOYD, General Agent.  
F. E. HILL, Traveling Freight & Passenger Agent.  
T. J. NOLAN, Traveling Freight & Passenger Agent.
- PORTLAND 4, ORE.**—417 Pacific Bldg.  
520 S. W. Yamhill St.—Beacon 6104  
W. M. KIRKPATRICK, Assistant Traffic Manager.  
N. W. VORPAHL, Traveling Freight & Passenger Agent.
- PROVO, UTAH**—Rio Grande Freight Depot  
6th South and 3rd West—Phone 240  
S. D. BURNSIDE, District Freight & Passenger Agent.  
H. J. STAGG, Traffic Representative.
- PUEBLO, COLO.**—Suite 227 Central Bldg.—  
120 N. Main St.—Phones 5510, 6842  
J. M. JENSEN, Assistant Traffic Manager.  
E. W. SANFORD, District Freight & Passenger Agent.  
W. M. LEWIS, Traveling Freight & Passenger Agent.
- RENO, NEV.**—98 Sunnyside Drive—  
Phone 2-1373  
J. B. HUNTER, General Agent.
- SACRAMENTO 14, CAL.**—926 Forum Bldg.  
1107 Ninth Street—Phone Hudson 4-4432  
H. I. SCOFIELD, General Agent.  
H. H. HILL, Traveling Freight & Passenger Agent.
- ST. LOUIS 3, MO.**—  
1218 Olive St., Suite 1210—Garfield 3670  
H. A. ROBERTSON, Assistant Traffic Manager.  
F. D. LUCAS, District Freight & Passenger Agent.  
H. A. DEHNE, Commercial Agent.  
J. M. SINCLAIR, Traveling Freight & Passenger Agent.
- SALT LAKE CITY 1, UTAH**—  
24 South Main Street—Phone 4-6551  
H. J. RIGGERT, Assistant Traffic Manager.  
D. P. HEINER, General Agent, Passenger Dept.  
R. S. LAWRENCE, General Agent, Freight Dept.  
J. M. ALDRICH, Commercial Agent.  
G. W. BUNNER, City Passenger Agent.  
F. J. MANGAN, City Ticket Agent.  
J. C. WALDIE, Depot Passenger Agent.  
J. L. HILL, Traveling Freight Agent.  
CECIL PEARSON, City Freight Agent.  
B. H. OCKEY, City Freight Agent.
- SAN FRANCISCO 5, CAL.**—291 Monadnock Bldg.—  
681 Market St.—Garfield 1-2688  
C. J. HARBEKE, Western Traffic Manager.  
J. K. SPEIGHT, General Agent.  
R. G. DE GUIRE, District Passenger Agent.  
A. F. HOLMAN, City Passenger Agent.  
M. E. CHASE, Commercial Agent.  
M. W. WELDON, Commercial Agent.  
C. R. LENNIG, Traveling Freight & Passenger Agent.  
C. E. MILLS, Traveling Freight & Passenger Agent.  
G. A. CRONIN, City Freight Agent.  
J. McMILLEN, City Freight Agent.  
L. L. TAYLOR, City Freight Agent.  
R. A. HANSEN, City Freight Agent.
- SEATTLE 1, WASH.**—503 White-Henry-Stuart Bldg.  
4th & University—Eliot 8482  
C. B. LOWRY, Commercial Agent.
- WASHINGTON 5, D. C.**—535 Shoreham Bldg.  
15th & H Sts. N. W.—Executive 0373  
J. L. HENNING, General Agent.  
P. P. MAGUIRE, Traveling Freight & Passenger Agent.

F. C. HOGUE, Vice President—Traffic

O. J. GRIMES, General Traffic Manager

W. M. CAREY, General Freight Traffic Manager

H. F. ENO, Passenger Traffic Manager

Rio Grande Building, 1531 Stout Street, Denver, Colorado



## Ability and Desire to Serve . . . .

- The Direct Central Transcontinental Route to and from the Pacific Coast through Salt Lake City and Ogden; the Royal Gorge route via the Pueblo gateway; the Moffat Tunnel route via the Denver gateway.
- Heavy-duty, high speed roadway . . . . Centralized Traffic Control and Automatic Electric Block Signals . . . . Diesel-electric power . . . . cab-to-caboose and train-to-station radio . . . . new, modern rolling stock . . . . a well-equipped, high-capacity railroad plant operated by skilled personnel.

Ship it *Rio Grande*



Call on your nearest Rio Grande traffic representative (listed on facing page) for friendly, expert help with your transportation problems.