






UNION PACIFIC RAILROAD


The right side exterior view of 4807 as seen from the "A" end of the car. This car is an example of the cars in lot 3032 numbered 4800 – 4816 built by American Car & Foundry in early 1949. It's a Diner having a seating capacity of 48. 2/49






UNION PACIFIC RAILROAD

The left side exterior view of 4807 as seen from the "A" end of the car. Note that this car series has the same general Kitchen arrangement as does the 5000 - 5006 series of cars. 2/49



UNION PACIFIC RAILROAD

The exterior view of the "A" end of 4807. 2/49




UNION PACIFIC RAILROAD

The exterior view of the "B" end of 4807. 2/49




UNION PACIFIC RAILROAD




A close-up exterior view of the left side of 4807 at the "A" end of the car showing the "A" end truck and body details. 2/49

UNION PACIFIC RAILROAD



A close-up exterior view of the left side of 4807 at the "B" end of the car showing the "B" end truck and body details. Note the brake lever details. 2/49


UNION PACIFIC RAILROAD



A close-up exterior view of the left side of the car at the "A" end showing end, door and underframe details. 2/49




UNION PACIFIC RAILROAD




A close-up exterior view of the right side of 4807 at the "A" end of the car showing truck, roof, body and end details. Note the twin Smoke Jacks (20) and Kitchen Exhaust Vent (19). 2/49

UNION PACIFIC RAILROAD



A close-up exterior view of the right side of the car at the "B" end showing the Fuel Cabinet (14) and Motor Generator (15). 2/49

UNION PACIFIC RAILROAD



A close-up exterior view of the left side of 4807 showing the mid-section Kitchen access door. Note the underframe brake details and the Fresh Air Intake (18). 2/49