

# PASSENGER CAR DIAGRAMS

TYPE	U. P.	C. & N.W.	S. P.	SHEET NUMBERS
AUXILIARY-BAGGAGE	* C.D.-11	* C.D.-11		P - 1 - 18
DO	* C.D.-12	* C.D.-12		P - 1 - 19
DO	* C.D.-13	* C.D.-13		P - 1 - 20
BAGGAGE-MAIL	* C.D.-30, 31	* C.D.-30, 31		P - 2 - 15
CHAIR	* C.D.-40, 42	* C.D.-40, 42		P - 3 - 1
DO	* C.D.-41, 43	* C.D.-41, 43		P - 3 - 2
DINER	* C.D.-60, 61	* C.D.-60, 61		P - 4 - 1
DORMITORY-CLUB	* C.D.-70, 71	* C.D.-70, 71		P - 5 - 1
BAGGAGE-AUXILIARY-DORMITORY	* S.F.-101	* S.F.-101	* S.F.-101	P - 1 - 21
BAGGAGE-DORMITORY		C.P.-101		P - 1 - 23
BAGGAGE-AUXILIARY-DORMITORY	C.P.-102			P - 1 - 22
BAGGAGE-DORMITORY	C.P.-103			P - 1 - 24
DO	S.F.-104			P - 1 - 25
CHAIR			S.F.-401	P - 3 - 3
DO		L.A.-401		P - 3 - 4
DO		L.A.-402		P - 3 - 5

\* JOINT OWNED

UNION PACIFIC RAILROAD CO.  
RESEARCH AND  
MECHANICAL STANDARDS

							DATE	DIAGRAM P-0-1
							ISSUE	DRAWN 9-1-49





## PASSENGER CAR DIAGRAMS

TYPE	U. P.	O. S. L.	O. W. R. & N.	L. A. & S. L.	SHEET NUMBERS
CHAIR	402 - 415				P - 3 - 11
DO	416 - 421				P - 3 - 12
DO	432				P - 3 - 13
DO	500 - 505				P - 3 - 14
DO	507 - 523				P - 3 - 14
DO	525 - 536	537 - 541		542 - 545	P - 3 - 15
DO	570 - 595				P - 3 - 16
COACH		654, 657 - 668			P - 3 - 31
DO		670, 672 - 675			P - 3 - 31
DO		677 - 679			P - 3 - 31
DO		682 - 696, 698			P - 3 - 31
DO		700, 702, 705			P - 3 - 31
DO		706			P - 3 - 31
DO			848		P - 3 - 32
DO			865, 867, 868		P - 3 - 33

UNION PACIFIC RAILROAD CO.  
RESEARCH AND  
MECHANICAL STANDARDS

				ISSUE DATE	DIAGRAM P - 0 - 4
					DRAWN 9-1-49

## PASSENGER CAR DIAGRAMS

TYPE	U. P.	O. S. L.	O. W. R. & N.	L. A. & S. L.	SHEET NUMBERS
COACH			872, 873, 876		P - 3 - 33
DO			878, 879		P - 3 - 33
DO			884-887		P - 3 - 33
DO			888 - 891		P - 3 - 34
DO			892		P - 3 - 33
DO			893-896, 898		P - 3 - 35
DO			900 - 904		P - 3 - 35
DO			908 - 920		P - 3 - 35
DO			923, 926, 927		P - 3 - 35
DO			980, 981		P - 3 - 36
DO			983, 984		P - 3 - 37
PARLOR			994		P - 5 - 21
DO			995, 996		P - 5 - 22
DO	997				P - 5 - 23
TEMPORARY-CHAIR	1001 - 1004		1008		P - 3 - 17
CHAIR	1080, 1088				P - 3 - 18

UNION PACIFIC RAILROAD CO.  
RESEARCH AND  
MECHANICAL STANDARDS

						ISSUE	DIAGRAM P - 0 - 5
						DATE	DRAWN 9-1-49

# PASSENGER CAR DIAGRAMS

TYPE	U. P.	O. S. L.	O. W. R. & N	L. A. & S. L.	SHEET NUMBER
CHAIR	1090 - 1092				P - 3 - 19
DO	1094 - 1099				P - 3 - 19
DO	1100 - 1129				P - 3 - 19
DO	1200 - 1208				P - 3 - 20
DO	1220 - 1231				P - 3 - 21
DO	1232				P - 3 - 22
DO	1234 - 1248				P - 3 - 22
DO	1249 - 1259				P - 3 - 23
DO		1327, 1329			P - 3 - 24
DO		1330			P - 3 - 24
DO		1334 - 1338			P - 3 - 25
DO		1339, 1340			P - 3 - 19
DO		1342, 1343			P - 3 - 19
DO			1405		P - 3 - 18
CAFE-OBSERVATION	1505				P - 5 - 17

UNION PACIFIC RAILROAD CO.  
RESEARCH AND  
MECHANICAL STANDARDS

										ISSUE DATE	DIAGRAM P - 0 - 6				
										ISSUE DATE	DRAWN 9-1-49				



## PASSENGER CAR DIAGRAMS

TYPE	U. P.	O. S. L.	O.W.R. & N.	L.A. & S.L.	SHEET NUMBERS
HORSE - BAGGAGE - AUTO	1759				P - 1 - 31-A
DO	1760 - 1763				P - 1 - 31
DO	1764				P - 1 - 31-A
DO	1765 - 1767				P - 1 - 31
DO	1768				P - 1 - 31-A
BAGGAGE	1769 - 1775				P - 1 - 4
DO	1777 - 1783				P - 1 - 4
HORSE - BAGGAGE - AUTO	1784, 1785				P - 1 - 32
DO	1786				P - 1 - 33
DO	1787 - 1793				P - 1 - 32
HORSE - BAGGAGE - AUTO	1794 - 1796				P - 1 - 34
BAGGAGE		1827 - 1833			P - 1 - 5
DO		1835			P - 1 - 5
DO		1836			P - 1 - 6
DO		1837, 1838			P - 1 - 5
DO		1839			P - 1 - 6
DO		1840 - 1845			P - 1 - 5
DO		1846			P - 1 - 6

UNION PACIFIC RAILROAD CO.  
RESEARCH AND  
MECHANICAL STANDARDS

						DATE	DIAGRAM P-0-8
						ISSUE	DRAWN 9-1-49



## PASSENGER CAR DIAGRAMS

TYPE	U. P.	O. S. L.	O. W. R. & N.	L. A. & S. L.	SHEET NUMBER
BAGGAGE		1847			P - 1 - 5
DO		1848 - 1852			P - 1 - 6
DO		1853 - 1855			P - 1 - 4
DO		1856			P - 1 - 2
DO		1857			P - 1 - 3
DO		1858, 1859			P - 1 - 2
DO		1891			P - 1 - 7
DO		1893 - 1895			P - 1 - 7
DO		1897			P - 1 - 7
DO			1919 - 1935		P - 1 - 6
DO			1936 - 1946		P - 1 - 2
DO			1947, 1948		P - 1 - 8
DO			1949 - 1951		P - 1 - 4
POSTAL-STORAGE	2010 - 2014				P - 2 - 6
POSTAL	2021				P - 2 - 1

UNION PACIFIC RAILROAD CO.  
RESEARCH AND  
MECHANICAL STANDARDS

													ISSUE DATE	DIAGRAM P-0-9						
													DRAWN 9-1-49							



## PASSENGER CAR DIAGRAMS

TYPE	U. P.	O. S. L.	O. W. R. & N.	L. A. & S. L.	SHEET NUMBERS
BAGGAGE-POSTAL	2234 - 2237				P - 2 - 16
POSTAL- STORAGE	2238				P - 2 - 9
BAGGAGE - POSTAL	2239, 2240				P - 2 - 16
POSTAL- STORAGE	2241				P - 2 - 9
BAGGAGE - POSTAL	2242				P - 2 - 17
DO	2243				P - 2 - 18
DO	2244, 2245				P - 2 - 17
DO	2246				P - 2 - 18
DO	2247 - 2256				P - 2 - 19
DO	2257				P - 2 - 20
DO	2258, 2259				P - 2 - 21
DO	2260 - 2267				P - 2 - 20
DO	2268, 2269				P - 2 - 22
DO	2270				P - 2 - 23
DO		2314			P - 2 - 24
DO		2315 - 2330			P - 2 - 18
DO			2350, 2352		P - 2 - 25

UNION PACIFIC RAILROAD CO.  
RESEARCH AND  
MECHANICAL STANDARDS

					ISSUE DATE	DIAGRAM P - 0 - 11
						DRAWN 9-1-49

## PASSENGER CAR DIAGRAMS

TYPE	U. P.	O. S. L.	O. W. R. & N.	L. A. & S. L.	SHEET NUMBERS
POSTAL - STORAGE			2353		P - 2 - 10
DO			2354 - 2356		P - 2 - 11
BAGGAGE - POSTAL			2357		P - 2 - 26
DO			2358 - 2362		P - 2 - 18
DO			2363, 2364		P - 2 - 27
BAGGAGE - COACH	2510 - 2515				P - 1 - 30
BAGGAGE - CHAIR	2700				P - 1 - 15
DO	2702 - 2711				P - 1 - 16
DO	2724				P - 1 - 17
DO	2741, 2742				P - 1 - 15
DO	2744 - 2749				P - 1 - 15
D. C. & H.	2750 - 2752				P - 6 - 1
DO	2755, 2756				P - 6 - 1
BAGGAGE - DORMITORY	2760 - 2766				P - 1 - 26
COACH - DORMITORY	2780				P - 3 - 38

UNION PACIFIC RAILROAD CO.  
RESEARCH AND  
MECHANICAL STANDARDS

						ISSUE	DIAGRAM P - 0 - 12
						DATE	DRAWN 9-1-49

# PASSENGER CAR DIAGRAMS

TYPE	U. P.	O. S. L.	O. W. R. & N.	L. A. & S. L.	SHEET NUMBERS
CHAIR-SLEEPER	2781				P - 3 - 40
COACH -SLEEPER	2782				P - 3 - 39
CHAIR - SLEEPER	2783				P - 3 - 40
DO	2784-2786				P - 3 - 41
DORMITORY - CLUB	*2790 -2793				P - 5 - 4
POSTAL - BAGGAGE - COACH				2800	P - 2 - 13
DO				2801	P - 2 - 14
D. C. & H.	3000				P - 6 - 2
BAGGAGE	3001, 3002				P - 1 - 2
DO	3003, 3004				P - 1 - 3
DO	3005, 3006				P - 1 - 2
DO	3007				P - 1 - 3
DO	3008, 3009				P - 1 - 2
DO	3010				P - 1 - 3
DO	3011 - 3013				P - 1 - 2

\* U. P. C. & N. W. JOINT OWNED

UNION PACIFIC RAILROAD CO.  
RESEARCH AND  
MECHANICAL STANDARDS

						DIAGRAM
						P - 0 - 13
						DRAWN
						9-1-49

ISSUE DATE

## PASSENGER CAR DIAGRAMS

TYPE	U. P.	O. S. L.	O. W. R. & N.	L. A. & S. L.	SHEET NUMBERS
BAGGAGE	3014 - 3017				P - 1 - 3
DO	3018				P - 1 - 2
DO	3019, 3020				P - 1 - 3
DO	3021, 3022				P - 1 - 2
DO	3025				P - 1 - 2
DO	3026 - 3028				P - 1 - 9
D.C.&H.	3029				P - 6 - 3
BAGGAGE	3030, 3031				P - 1 - 9
DO	3033 - 3036				P - 1 - 9
D.C.&H.	3037				P - 6 - 4
BAGGAGE	3038, 3040				P - 1 - 9
DO	3041 - 3050				P - 1 - 10
DO	3051				P - 1 - 11
DO	3053 - 3075				P - 1 - 11
DO	3076 - 3085				P - 1 - 12

UNION PACIFIC RAILROAD CO.  
RESEARCH AND  
MECHANICAL STANDARDS

					ISSUE DATE	DIAGRAM P - 0 - 14
					ISSUE DATE	DRAWN 9-1-49







## PASSENGER CAR DIAGRAMS

TYPE	U. P.	O. S. L.	O. W. R. & N.	L. A. & S. L.	SHEET NUMBERS
SANDWICH CAR	4046				P - 4 - 32
DINER	4047				P - 4 - 19
SANDWICH CAR	4048				P - 4 - 32
DINER	4049				P - 4 - 20
CAFE - LOUNGE	4050				P - 4 - 33
DINER	4051				P - 4 - 21
DO	4052				P - 4 - 22
DO	4053				P - 4 - 19
DO	4054 - 4056				P - 4 - 20
SANDWICH CAR	4057				P - 4 - 32
DINER	4058				P - 4 - 19
DO	4059				P - 4 - 23
CAFE - LOUNGE	4060				P - 4 - 34
DO	4061				P - 4 - 35
DO	4062				P - 4 - 36
DINER	4063 , 4064				P - 4 - 24

UNION PACIFIC RAILROAD CO.  
RESEARCH AND  
MECHANICAL STANDARDS

					ISSUE DATE	DIAGRAM P - 0 - 17
						DRAWN 9-1-49

## PASSENGER CAR DIAGRAMS

TYPE	U. P.	O. S. L.	O. W. R. & N	L. A. & S. L.	SHEET NUMBERS
CAFE-LOUNGE	4065				P - 4 - 35
DINER	4066				P - 4 - 23
CHAIR				4143	P - 3 - 26
DO				4300 - 4304	P - 3 - 21
BAGGAGE				4450, 4451	P - 1 - 4
DO				4466 - 4468	P - 1 - 13
DO				4469 - 4472	P - 1 - 4
DO				4474, 4475	P - 1 - 4
DO				4479 - 4481	P - 1 - 4
POSTAL-STORAGE				4554, 4555	P - 2 - 6
DINER	4607				P - 4 - 25
DO	4611				P - 4 - 26
DO	4613				P - 4 - 25
CAFE-LOUNGE	4622				P - 4 - 37
DINER	4627, 4629				P - 4 - 27

UNION PACIFIC RAILROAD CO.  
RESEARCH AND  
MECHANICAL STANDARDS

						ISSUE DATE	DIAGRAM P - 0 - 18
						ISSUE DATE	DRAWN 9-1-49

## PASSENGER CAR DIAGRAMS

TYPE	U. P.	O.S.L.	O.W.R.&N.	L.A. & S.L.	SHEET NUMBERS
CAFE-LOUNGE	4685				P - 4 - 38
DINER	4686				P - 4 - 28
CAFE-LOUNGE	4691				P - 4 - 38
DINER	4695				P - 4 - 28
BAGGAGE-POSTAL				4754, 4755	P - 2 - 28
DINER	4800-4816				P - 4 - 29
CAFE-LOUNGE	5000-5006				P - 4 - 39
DORMITORY-KITCHEN	5100-5104				P - 4 - 30
DINER	5100-5104				P - 4 - 31
CHAIR	5200-5202				P - 3 - 27
DO	5209				P - 3 - 27
DO	5300-5327				P - 3 - 28
DO	5331-5341				P - 3 - 29
DO	5343-5345				P - 3 - 29
DO	5351-5365				P - 3 - 30
DO	5400-5449				P - 3 - 42

UNION PACIFIC RAILROAD CO.  
RESEARCH AND  
MECHANICAL STANDARDS

												ISSUE DATE	DIAGRAM P-0-19							
												DRAWN 9-1-49								

# PASSENGER CAR DIAGRAMS

TYPE	U. P.	O.S.L.	O.W.R.&N.	L.A. & S.L.	SHEET NUMBERS
BAGGAGE - DORMITORY	5601, 5602				P - 1 - 27
BAGGAGE	5603-5612				P - 1 - 14
BAGGAGE - DORMITORY	5613				P - 1 - 28
BAGGAGE	5614-5625				P - 1 - 14
BAGGAGE - DORMITORY	5626				P - 1 - 28-A
BAGGAGE	5627-5630				P - 1 - 14
POSTAL-STORAGE	5700-5710				P - 2 - 12
BAGGAGE-POSTAL	5801-5810				P - 2 - 29
DO	5811-5813				P - 2 - 30
DO	5900-5902				P - 2 - 31
BAGGAGE - DORMITORY	6000-6008				P - 1 - 29
DORMITORY - CLUB	6100-6105				P - 5 - 7
CLUB - LOUNGE	6200-6208				P - 5 - 15

UNION PACIFIC RAILROAD CO.  
RESEARCH AND  
MECHANICAL STANDARDS

					ISSUE DATE	DIAGRAM P-0-20
						DRAWN 9-1-49

## PASSENGER CAR DIAGRAMS

TYPE	U. P.	O. S. L.	O. W. R. & N.	L. A. & S. L.	SHEET NUMBERS
AIR BRAKE INSTRUCTION			08		P - 8 - 1
RULES EXAMINER			09		P - 8 - 2
BUSINESS	99				P - 7 - 1
DO	100				P - 7 - 2
DO	101				P - 7 - 3
DO	102				P - 7 - 4
DO	103				P - 7 - 5
DO	104				P - 7 - 6
DO	110				P - 7 - 7
DO	116				P - 7 - 8
DO	117				P - 7 - 9
DO	118				P - 7 - 10
DO	119				P - 7 - 11
DO				120	P - 7 - 12
DO				121-124	P - 7 - 13

UNION PACIFIC RAILROAD CO.  
RESEARCH AND  
MECHANICAL STANDARDS

							ISSUE DATE	DIAGRAM P-0-21
								DRAWN 9-1-49

# PASSENGER CAR DIAGRAMS

TYPE	U. P.	O. S. L.	O. W. R. & N.	L. A. & S. L.	SHEET NUMBERS
BUSINESS				144	P-7-14
DO		153			P-7-15
DO		157			P-7-16
DO			186		P-7-17
AGRICULTURE IMPROVEMENT	200				P-8-3
SAFETY EXHIBITION			201		P-8-4
ROADWAY			0630, 0631		P-8-5
RULES EXAMINER		701			P-8-6
AIR BRAKE INSTRUCTION	1006				P-8-7
RULES EXAMINER		1341			P-8-8
DO		01854			P-8-9
DO			03159		P-8-10
MEDICAL EXAMINER	03160				P-8-11
AIR BRAKE EXAMINER	3200				P-8-12
RAIL DETECTOR CAR	DC-2				P-8-13
REFRIGERATOR - EXPRESS	P.F.E. 500-799				P-8-14

UNION PACIFIC RAILROAD CO.  
RESEARCH AND  
MECHANICAL STANDARDS

ISSUE																	DIAGRAM P-0-22
DATE																	DRAWN 9-1-49



## PASSENGER CAR DIAGRAMS

TYPE	U. P.	C. & N.W.	S. P.	SHEET NUMBERS
SLEEPER	CINEMA			P - 9 - 12
DO		CIVIC CENTER		P - 9 - 6
DO	CLIFF HOUSE			P - 9 - 6
DO	*COLORES	*COLORES		P - 9 - 13
DO	*DENARGO	*DENARGO		P - 9 - 14
DO			FERRY BUILDING	P - 9 - 15
DO	FIGUEROA			P - 9 - 6
DO	FISHERMENS WHARF			P - 9 - 16
DO	GOLDEN GATE PARK			P - 9 - 17
DO	HAWAII			P - 9 - 12
DO	HONOLULU			P - 9 - 12
DO		HUNTERS POINT		P - 9 - 6
DO	LAKESIDE			P - 9 - 6
DO	LANAI			P - 9 - 18
DO	LOS FELIZ			P - 9 - 6

\* JOINT OWNED

UNION PACIFIC RAILROAD CO.  
RESEARCH AND  
MECHANICAL STANDARDS

						ISSUE DATE	DIAGRAM P-0-24
						DRAWN	9-1-49





## PASSENGER CAR DIAGRAMS

TYPE	U.P.	C.&N.W.	S.P.	SHEET NUMBERS
SLEEPER	SANTA MONICA			P - 9 - 16
DO	SEAL ROCKS			P - 9 - 16
DO	*SILVER DOLLAR	*SILVER DOLLAR		P - 9 - 10
DO	*SNOWY RANGE	*SNOWY RANGE		P - 9 - 22
DO	*SOUTH PLATTE	*SOUTH PLATTE		P - 9 - 14
DO	*SQUAW BONNET	*SQUAW BONNET		P - 9 - 22
DO	*ST. VRAINS	*ST. VRAINS		P - 9 - 10
DO			SUTRO HEIGHTS	P - 9 - 6
DO			TELEGRAPH HILL	P - 9 - 19
DO	TWIN PEAKS			P - 9 - 6
DO	UNION SQUARE			P - 9 - 17
DO	VERDUGO			P - 9 - 6
DO			YERBA BUENA	P - 9 - 6
CHAIR	STAR DUST			P - 10 - 1
DINER	SKY VIEW			P - 10 - 2
SLEEPER	DREAM CLOUD			P - 10 - 3
OBSERVATION LOUNGE	MOON GLOW			P - 10 - 4

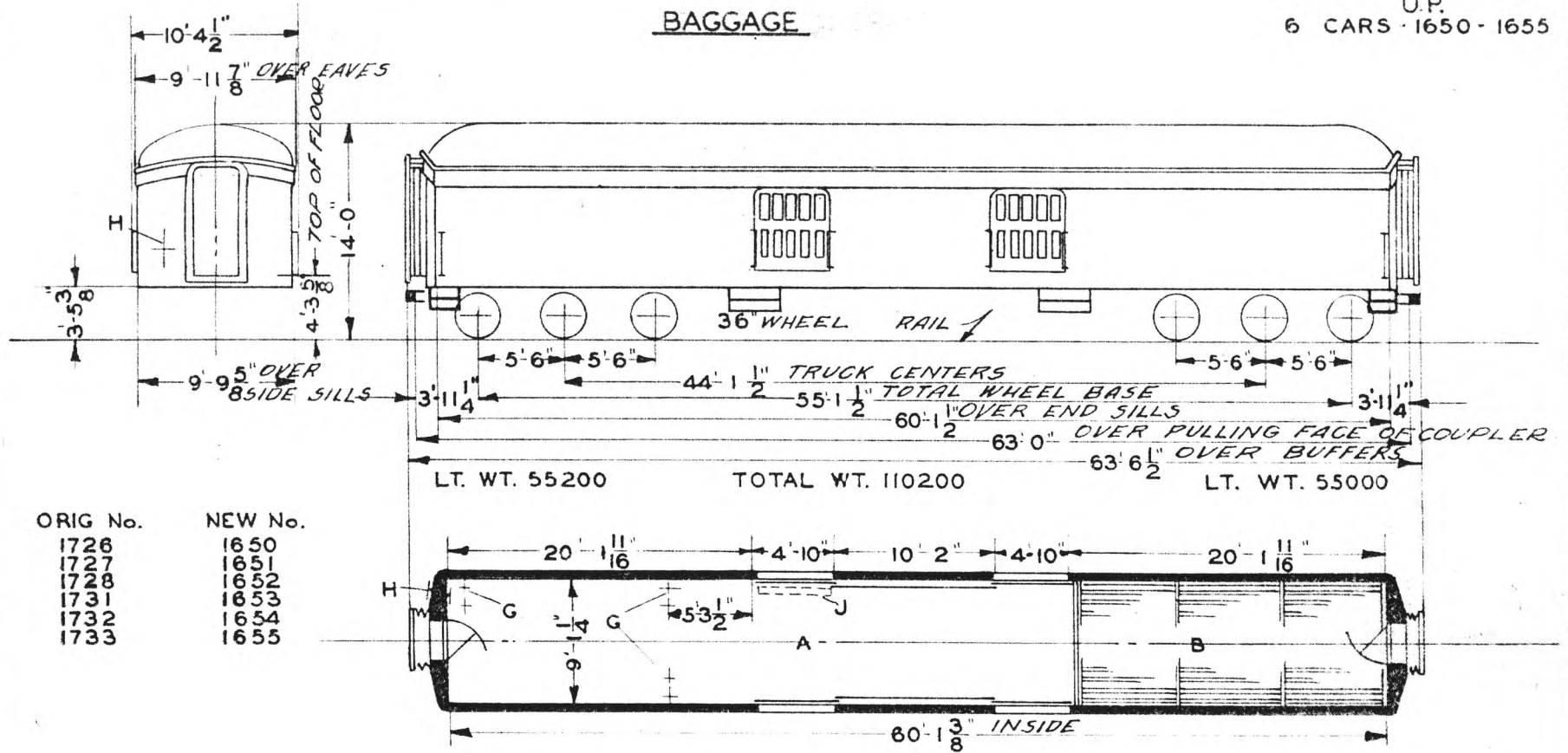
\*JOINT OWNED

UNION PACIFIC RAILROAD CO.  
RESEARCH AND  
MECHANICAL STANDARDS

					ISSUE DATE	DIAGRAM
						P-0-26
						DRAWN
						9-1-49

# BAGGAGE

U.P.  
6 CARS - 1650 - 1655



ORIG No.	NEW No.
1726	1650
1727	1651
1728	1652
1731	1653
1732	1654
1733	1655

- A - BAGG. COMP'T.
- B - FISH RACKS
- C -
- D -
- E -
- F -
- G - STANCHIONS
- H - HANDBRAKE
- I - WRECKING TOOLS
- J -
- W -

LIGHTS - COMBINATION TRAINLINE  
ELECTRIC & GAS

AXLES 5" X 9"  
STEAM HEAT-VAPOR CO.

BUILT P.C.&M. CORP. 1921  
FLOOR PLAN D-CB-5406  
BEFORE CARS WERE STRIPPED  
1940-REINFORCED ABOVE SIDE DOORS-  
NEW 2-1/2" BOLSTER CENTER PINS &  
STRIPPED FOR MAGAZINE SHIPMENTS

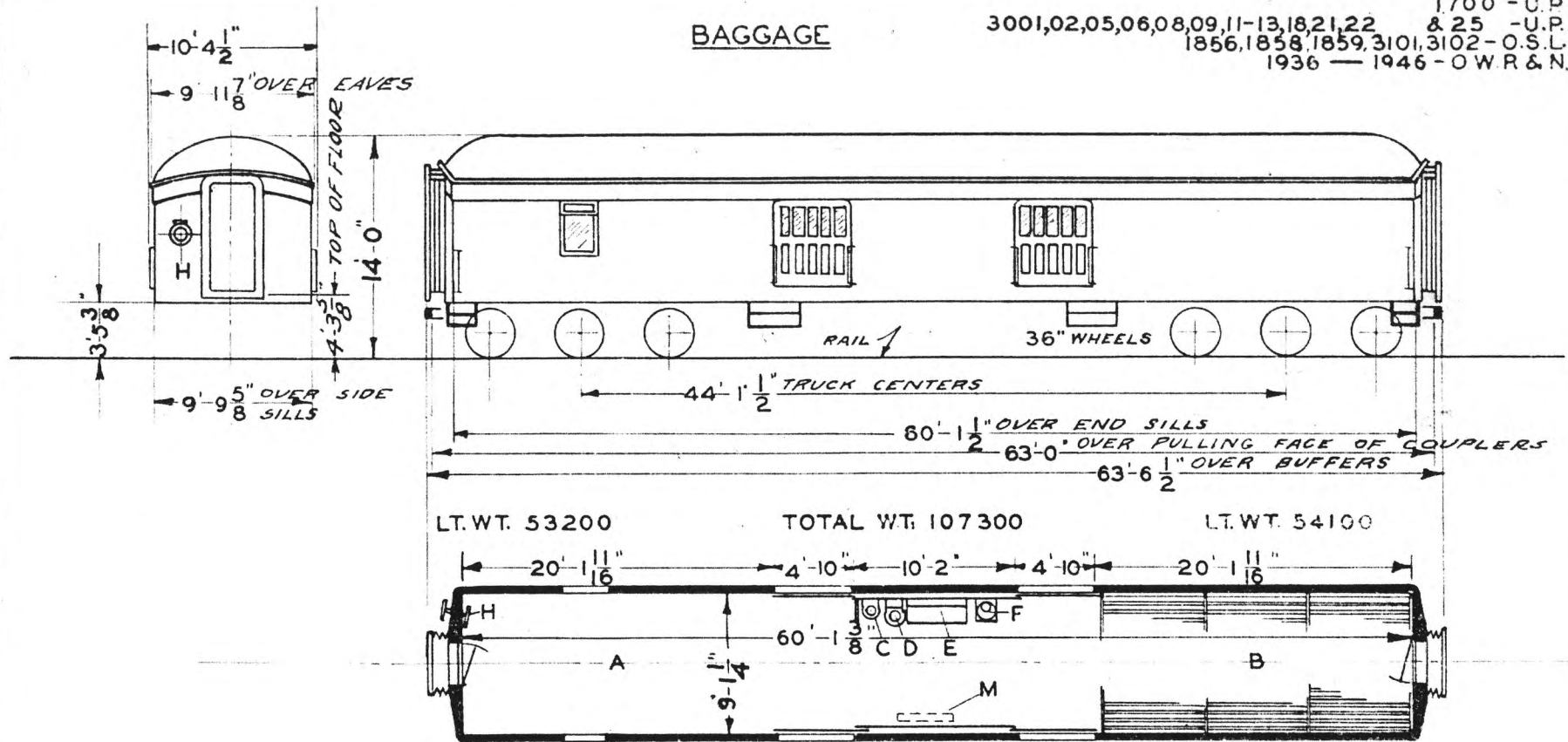
UNION PACIFIC RAILROAD CO.  
RESEARCH AND  
MECHANICAL STANDARDS

				2/6	DIAGRAM
				4	P-1-1
				A	DRAWN
					10-27-41

U.P. SPEC. 314

# BAGGAGE

1700 - U.P.  
 3001,02,05,06,08,09,11-13,18,21,22 & 25 - U.P.  
 1856,1858,1859,3101,3102 - O.S.L.  
 1936 - 1946 - O.W.R. & N.



LT. WT. 53200

TOTAL WT. 107300

LT. WT. 54100

- A - BAGGAGE COMP'T.
- B - FISH RACKS
- C - HOPPER
- D - WASHSTAND & WATER COOLER
- E - DESK
- F - STOVE
- H - HANDBRAKE
- M - WRECKING TOOLS

### CARS EQUIPPED WITH AXLE GEN'S

1943 & 1945  
 ALL 3000 CLASS CARS  
 1856 1858 1859 3101 & 3102  
 BALANCE OF CARS - GAS & ELEC.  
 WITH GAS TANKS  
 CAR 3025 - 6 WH. TRUCKS APPL'D. 9-22-42  
 TRUCKS FROM RETIRED CAR 1896

AXLES 5 X 9

STEAM HEAT-VAPOR CO.  
 & STOVE

FLOOR PLAN-D-CB-5406  
 CAR 3023-VACATED  
 3000 & 3100 CLASS CARS FORMERLY  
 DYNAMO-BAGGAGE

UNION PACIFIC RAILROAD CO.

RESEARCH AND  
 MECHANICAL STANDARDS

1700 BUILT P. C. & M. CORP 1909  
 3001-3025 " " " 1910  
 1856-1859 " " " 1910

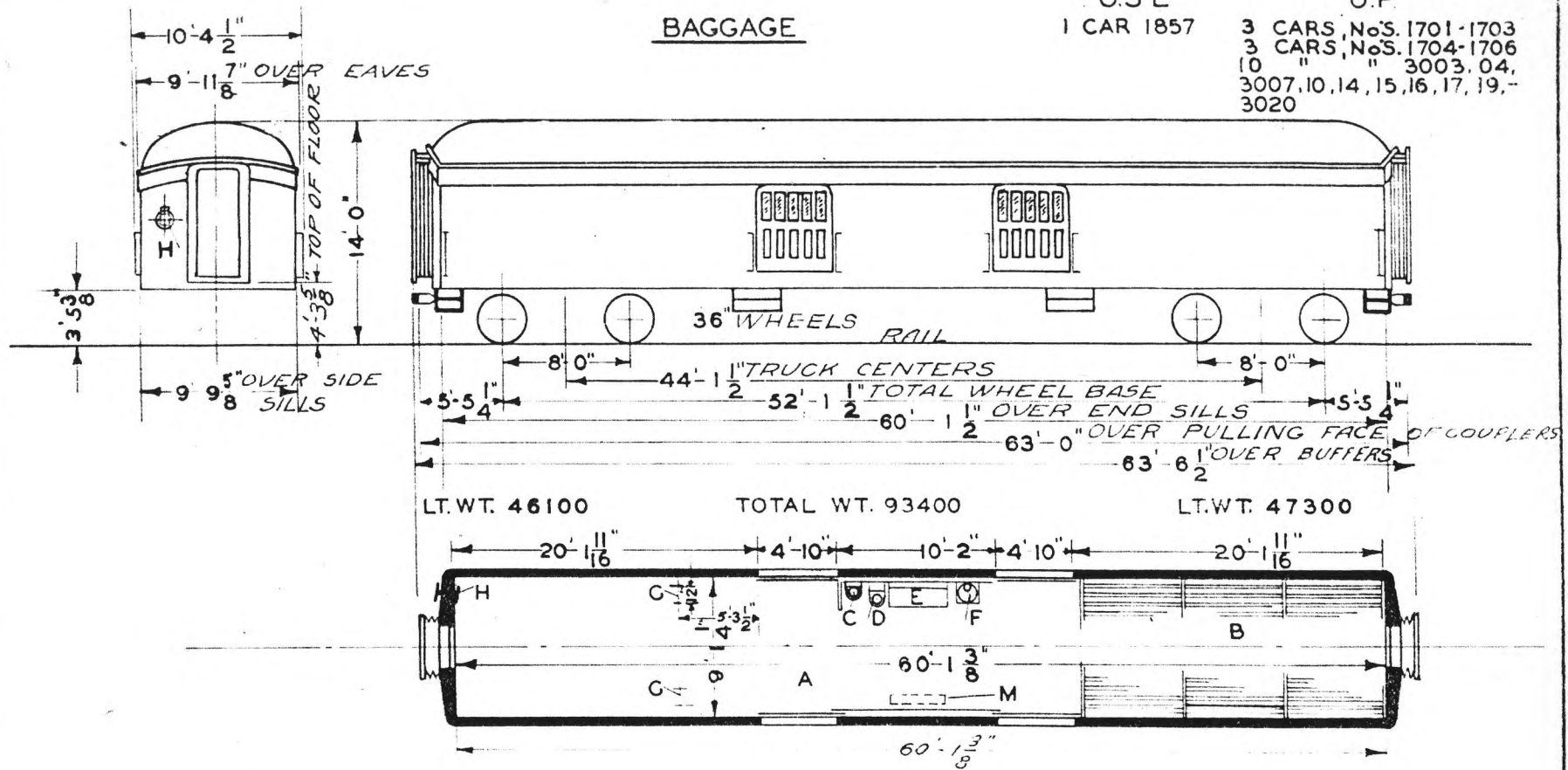
U. P. SPEC. 214

		12-0 46	1-12 43	DATE	DIAGRAM P-1-2
		B	A	ISSUE	DRAWN 10-27-41

BAGGAGE

OSL  
1 CAR 1857

U.P.  
3 CARS, No's. 1701-1703  
3 CARS, No's. 1704-1706  
10 " " 3003, 04,  
3007, 10, 14, 15, 16, 17, 19,  
3020



LT. WT. 46100

TOTAL WT. 93400

LT. WT. 47300

- A - BAGGAGE COMPT.
- B - FISH RACKS
- C - HOPPER
- D - WASHSTAND & WATER COOLER
- E - DESK
- F - STOVE
- G - STANCHIONS
- H - HANDBRAKE
- I - WRECKING TOOLS

AXLE GENERATORS ON  
ALL 3000 CLASS CARS  
& No. 1857

AXLES-5X9

STEAM HEAT-VAPOR CO  
& STOVE

BUILT P. C. & M. CORP.  
1701-1703 1909  
1704-1706 1914  
3003- 1910

FLOOR PLAN-D-CB-5406  
3000 CLASS CARS FORMERLY-  
DYNAMO-BAGGAGE

UNION PACIFIC RAILROAD CO.

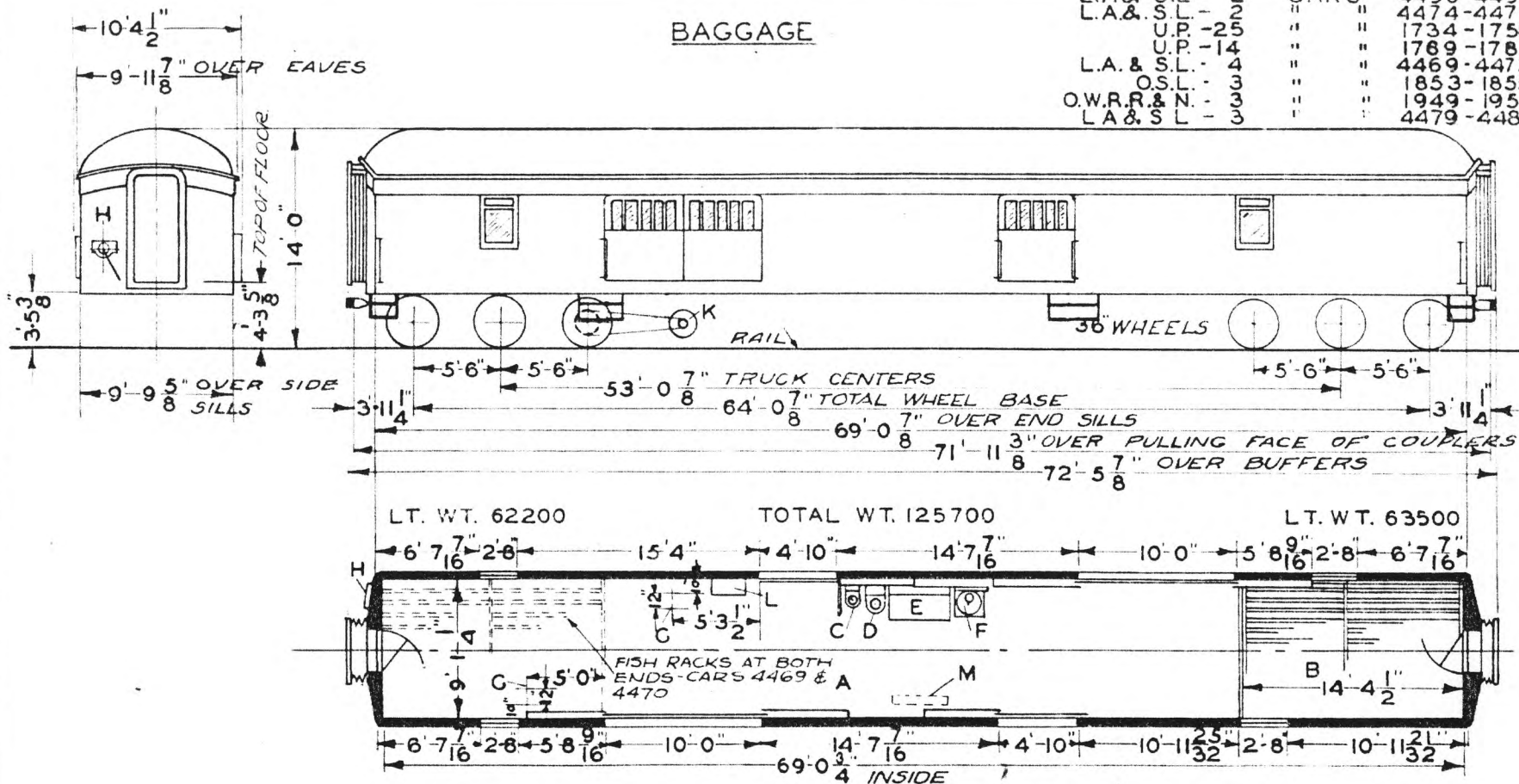
RESEARCH AND  
MECHANICAL STANDARDS

		REV 46	1-12 43	DATE	DIAGRAM P-1-3
		B	A	ISSUE	DRAWN 10-27-41

U.P. SPEC. 214

# BAGGAGE

L.A. & S.L. - 2	CARS	4450-4451
L.A. & S.L. - 2	"	4474-4475
U.P. - 25	"	1734-1758
U.P. - 14	"	1769-1783
L.A. & S.L. - 4	"	4469-4472
O.S.L. - 3	"	1853-1855
O.W.R.R. & N. - 3	"	1949-1951
L.A. & S.L. - 3	"	4479-4481



- A - BAGGAGE COMP'T.
- B - FISH RACKS
- C - HOPPER
- D - WASHSTAND & WATER COOLER
- E - DESK
- F - STOVE
- G - STANCHIONS
- H - HANDBRAKE
- I - GENERATOR - SEE NOTE
- J - SWITCHBOARD LOCKER
- K - EXCEPT CARS 1738-1758
- L - M - WRECKING TOOLS

CARS-4474, 4475 & 4479 TO 4481  
FORMERLY DYNAMO BAGGAGE- 4550 TO  
4555-BUILT-1921

CARS 1738-1758 INCL. NOT EQUIPPED  
WITH AXLE GENERATORS  
1776 VACATED

4450	4451	BUILT	A. C. & F. CO.	1921
4474	4475	"	"	" 1921
1734	1758	"	"	" 1922
1769	1783	"	"	" 1925
4469	4472	"	"	" 1926
1853	1855	"	"	" 1926
1949	1951	"	"	" 1926
4479	4481	"	"	" 1921

AXLES - 5 X 9  
STEAM HEAT-VAPOR CO. & STOVE

FLOOR PLAN-D-CB-20067  
CARS 1748, 51, 52, 53, 54, 56 & 57  
ARE STRIPPED

UNION PACIFIC RAILROAD CO.

RESEARCH AND  
MECHANICAL STANDARDS

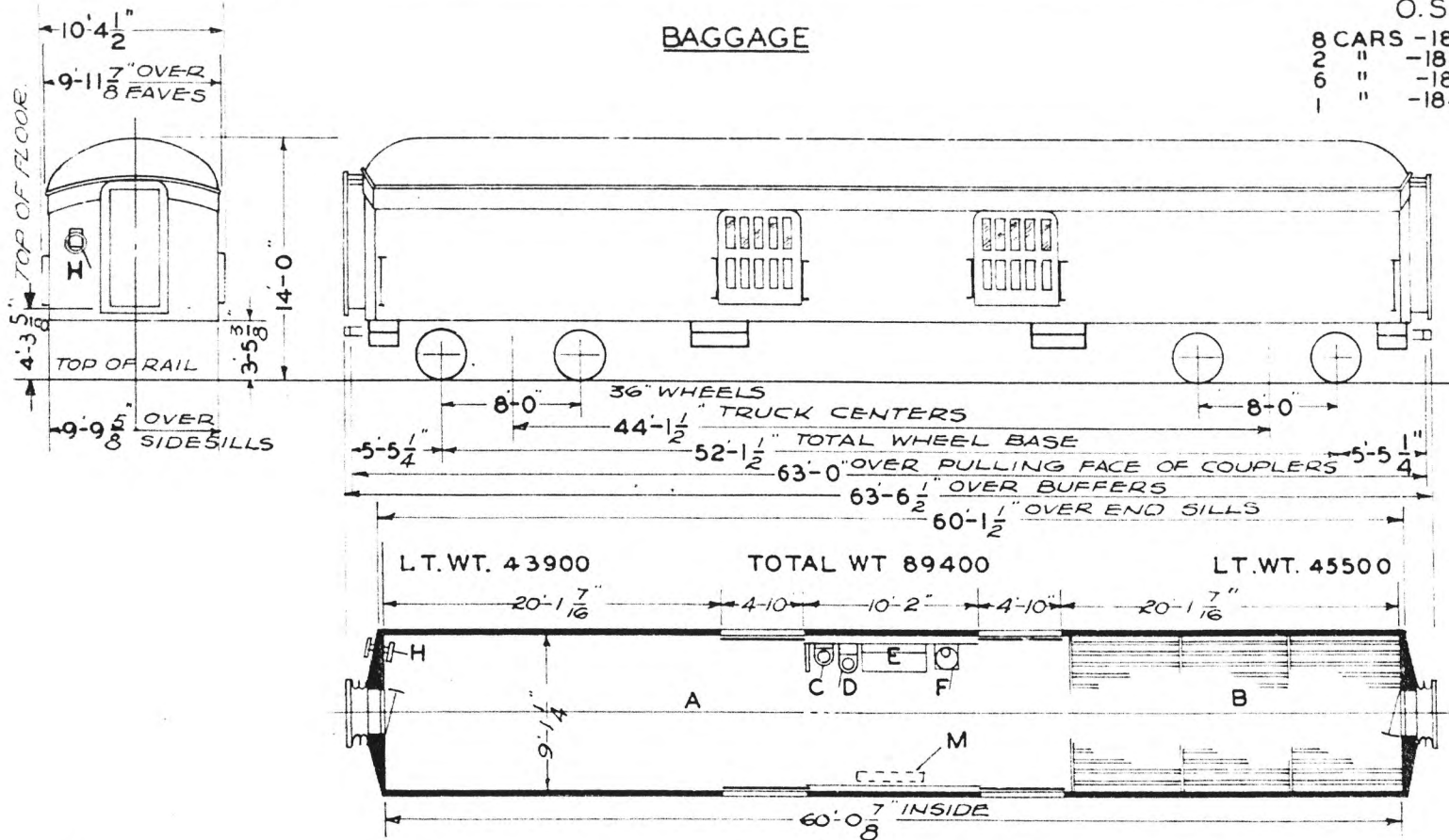
U. P. SPEC 315.

				12-10	DIAGRAM
				46	P-1-4
			A	ISSUE DATE	DRAWN
					10-27-41

# BAGGAGE

O.S.L.

8 CARS - 1827-33 & 35  
 2 " - 1837 & 1838  
 6 " - 1840-1845  
 1 " - 1847



- A - BAGGAGE COMP'T.
- B - FISH RACKS
- C - HOPPER
- D - WASHSTAND & WATER COOLER
- E - DESK
- F - STOVE
- G - HANDBRAKE
- H - WRECKING TOOLS

CAR 1828 WITH AXLE GEN.  
 BALANCE OF CARS - GAS ELEC.  
 WITH GAS TANKS

AXLES 5 X 9

STEAM HEAT-VAPOR CO.-  
 & STOVE

1827-1833	1835	BUILT	PC & M	CORP.	1910
1837, 1838, 1840	"	"	"	"	1911
1841-1845	"	"	"	"	1912
1847	"	"	"	"	1914

UNION PACIFIC RAILROAD CO.

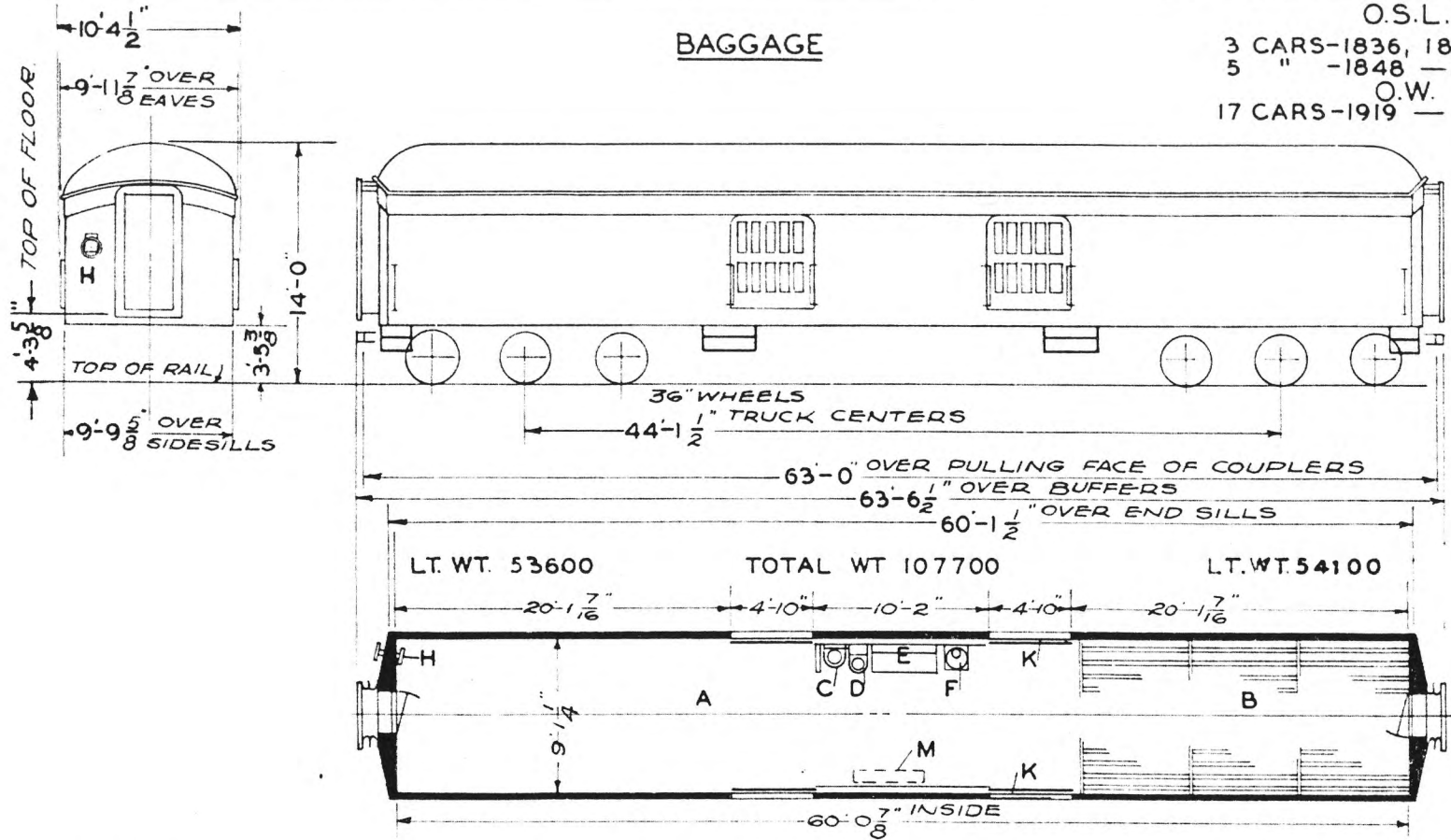
RESEARCH AND  
 MECHANICAL STANDARDS

U.P. SPEC. 214

			12-10-46	DATE	DIAGRAM
			A	ISSUE	P-1-5
					DRAWN
					10-27-41

# BAGGAGE

O.S.L.  
 3 CARS-1836, 1839 1846  
 5 " -1848 -1852  
 O.W.  
 17 CARS-1919 - 1935



- A - BAGGAGE COMP'T.
- BB - FISH RACKS
- CC - HOPPER
- DD - WASHSTAND & WATER COOLER
- EE - DESK
- FF - STOVE
- GG -
- HH - HANDBRAKE
- II -
- JJ -
- KK - PARCEL RACKS-ABOVE DOOR  
CARS 1919-1935
- MM - WRECKING TOOLS

CARS EQUIPPED WITH AXLE GEN.  
 No's. 1836, 1839, 1846, 1848, 1850,  
 & 1923  
 BALANCE OF CARS - GAS & ELEC.  
 WITH GAS TANKS

AXLES-5'X9"  
 STEAM HEAT-VAPOR CO.-  
 & STOVE

1836	BUILT P.C.&M CORP.	1910
1839	" "	1911
1846, 1848-1852	" "	1914
1851	" "	1911
1919-1923	" "	1910
1924-1935	" "	1911

UNION PACIFIC RAILROAD CO.

RESEARCH AND  
 MECHANICAL STANDARDS

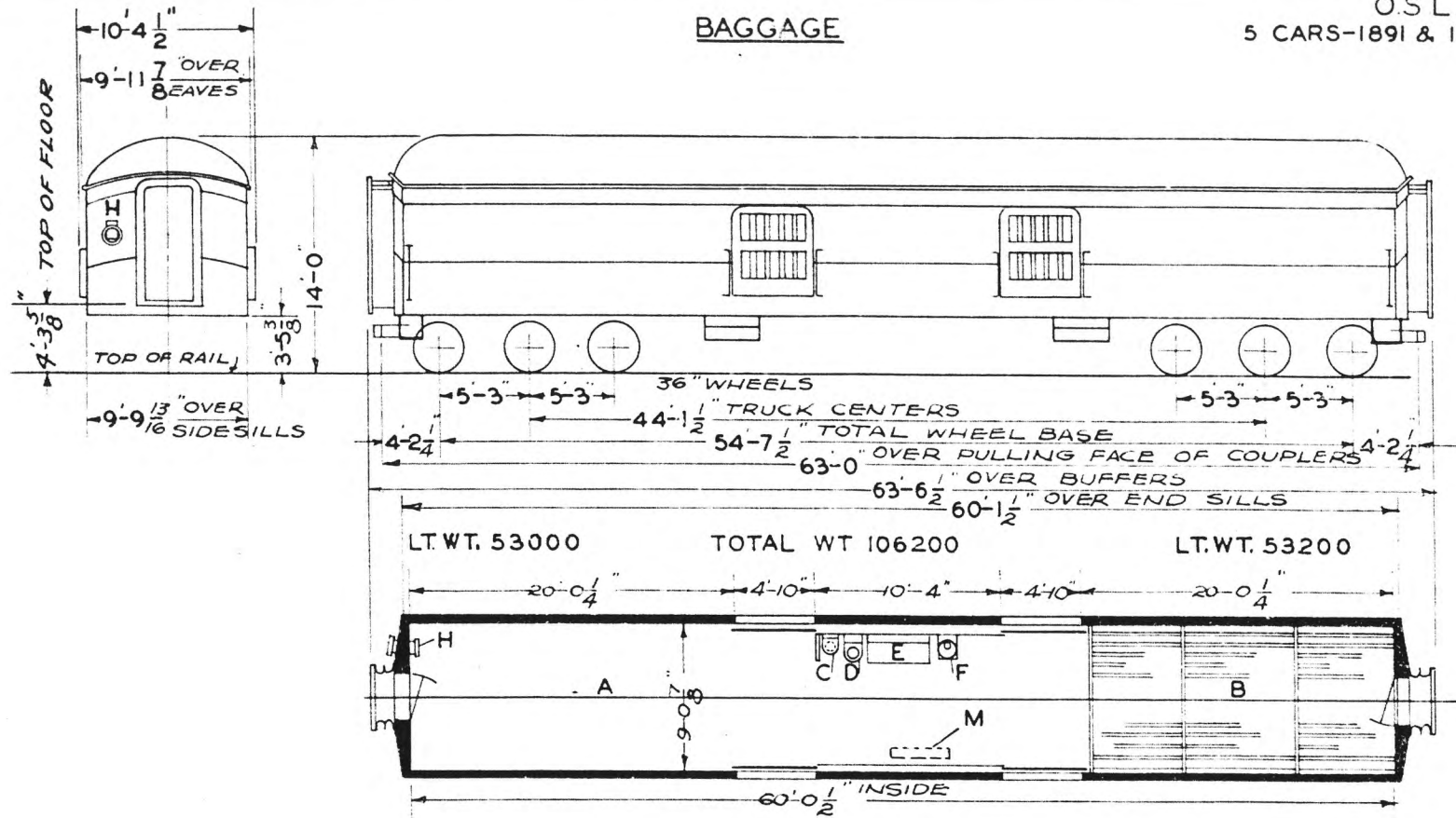
			12-10 49	DATE	DIAGRAM P-1-6
			A	ISSUE	DRAWN 10-27-41

U.P. SPEC. 214



# BAGGAGE

O.S.L.  
5 CARS-1891 & 1893-95&97



- A - BAGGAGE COMP'T
- B - FISH RACKS
- C - HOPPER
- D - WASHSTAND & WATER COOLER
- E - DESK
- F - STOVE
- G - HANDBRAKE
- H - WRECKING TOOLS

CAR 1891 EQUIPPED WITH AXLE GEN.  
CARS 1893-97 GAS ELEC. WITH  
GAS TANKS  
CAR 1896 RETIRED TRUCKS APPL'D.  
TO CAR 3025 - 9-22-42

AXLES 5'x9"  
STEAM HEAT-VAPOR CO  
& STOVE

BUILT-P.C. & M. CORP CO - 1910-11  
CARS BUILT AS POSTAL CARS AND  
CONVERTED TO BAGGAGE CARS-1924

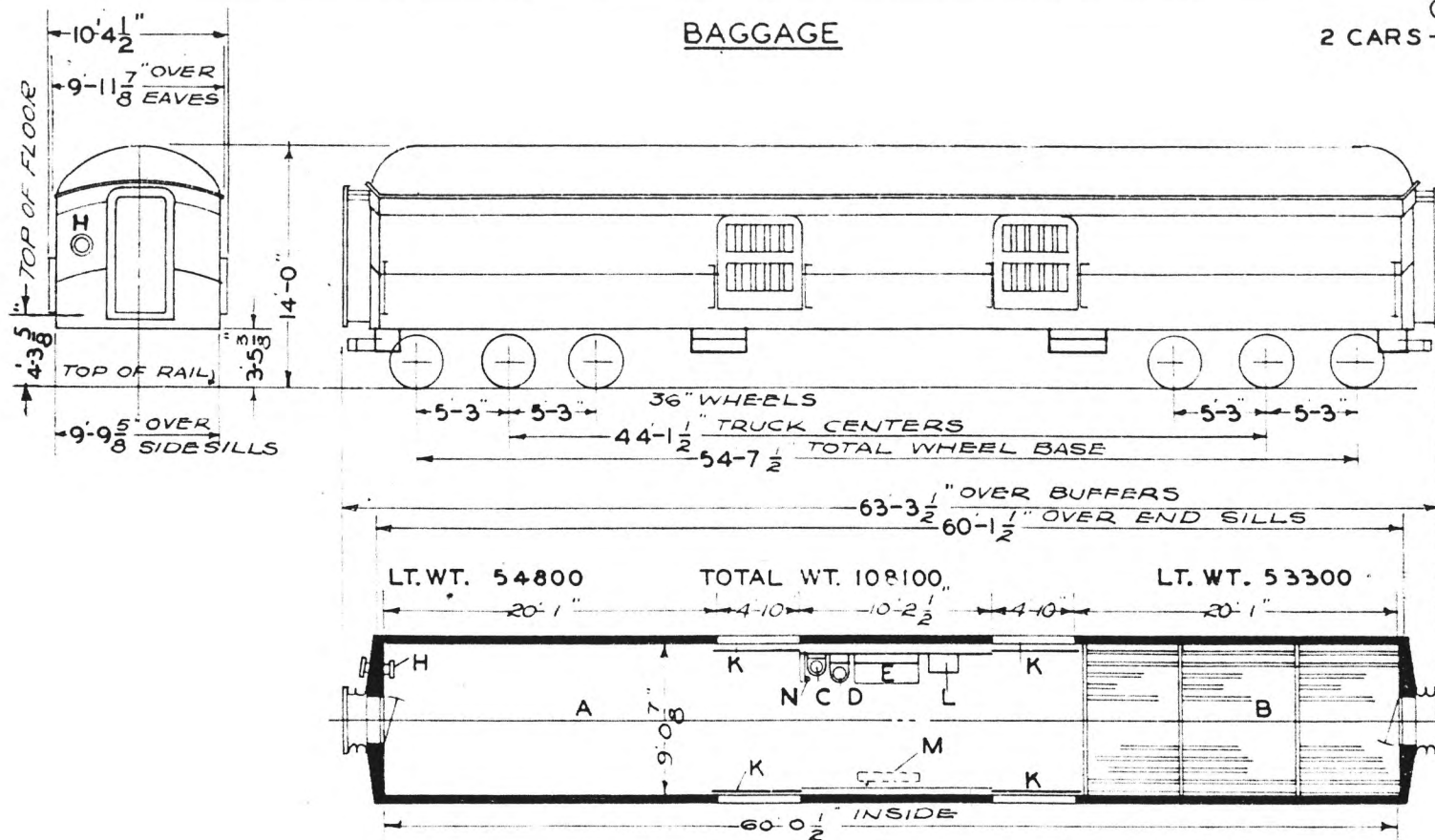
UNION PACIFIC RAILROAD CO  
RESEARCH AND  
MECHANICAL STANDARDS

U.P. SPEC. CS-209

		12-10 46	1-12 43	ISSUE DATE	DIAGRAM P-1-7
		B	A	ISSUE DATE	DRAWN 10-27-41

# BAGGAGE

O.W. R & N  
2 CARS - 1947, 1948



- A - BAGGAGE COMP'T.
- B - FISH RACKS
- C - HOPPER
- D - WASHSTAND
- E - DESK
- F - H
- G - I
- H - HANDBRAKE
- I - K
- J - PARCEL RACKS-ABOVE DOORS
- K - SWITCHBOARD LOCKER
- L - WRECKING TOOLS
- M - FIRE EXT.
- N - FIRE EXT.
- O - K
- P - K
- Q - K
- R - K
- S - K

CARS EQUIPPED WITH AXLE GEN.

AXLES 5 X 9"  
STEAM HEAT-VAPOR CO.

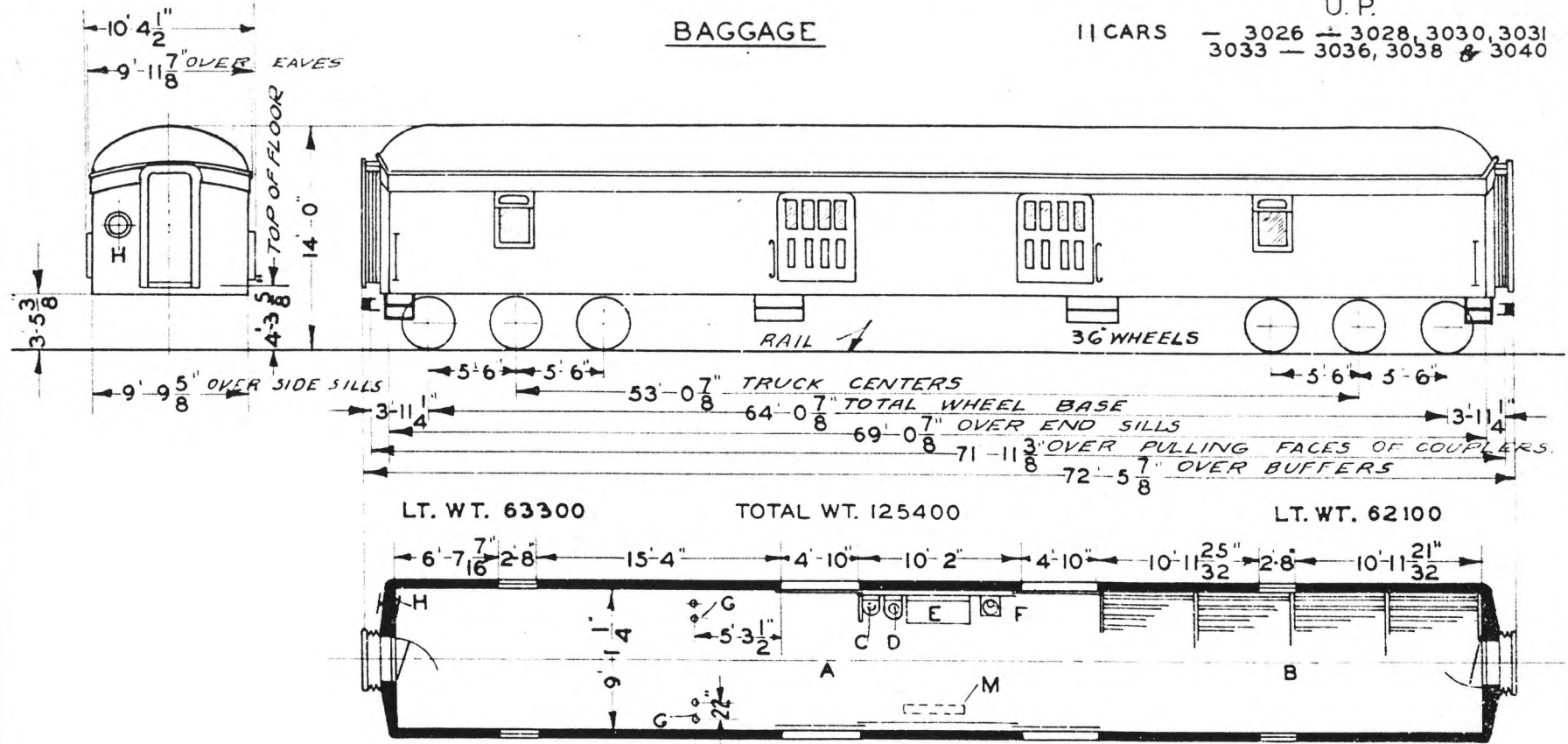
BUILT-P.C. & M. CORP. -1911  
REBUILT FROM POSTAL CARS-2155 &  
2156-1924

UNION PACIFIC RAILROAD CO.  
RESEARCH AND  
MECHANICAL STANDARDS

				12-10-47	DATE	DIAGRAM
				A	ISSUE	P-1-8
						DRAWN
						10-27-41

# BAGGAGE

U. P.  
 11 CARS — 3026 — 3028, 3030, 3031  
 3033 — 3036, 3038 & 3040



LT. WT. 63300

TOTAL WT. 125400

LT. WT. 62100

- A BAGG. COMP'T.
- B FISH RACKS
- C HOPPER
- D WASH STAND & WATER COOLER
- E DESK
- F STOVE
- G STANCHIONS
- H HANDBRAKE
- M GENERATOR
- N WRECKING TOOLS

CARS BUILT WITH TURBO GEN.  
 NOW EQUIPT WITH AXLE GEN.

AXLES 5" X 9"  
 STEAM HEAT - VAPOR CO. - & STOVE

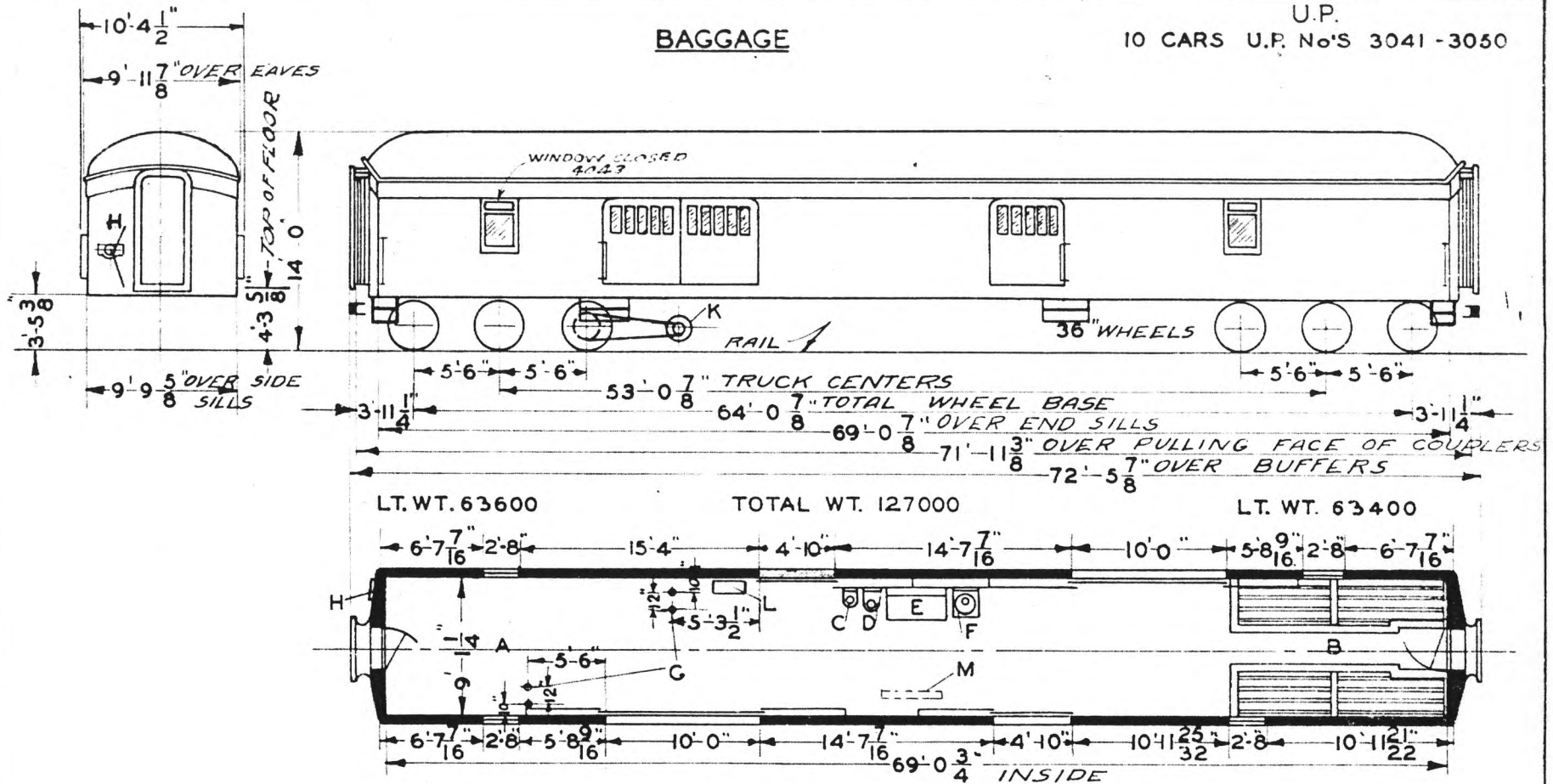
BUILT - P.C. & M. CORP. - 1914  
 FLOOR PLAN D-CB-20067

UNION PACIFIC RAILROAD CO.  
 RESEARCH AND  
 MECHANICAL STANDARDS

			12-10-46	DIAGRAM P-1-9
			A	DRAWN 10-27-41

# BAGGAGE

U.P.  
10 CARS U.P. No's 3041-3050



- A - BAGGAGE COMP'T.
- B - FISH RACKS
- C - HOPPER
- D - WASHSTAND & WATER COOLER
- E - DESK
- F - STOVE
- G - STANCHIONS
- H - HANDBRAKE
- K - GENERATOR
- L - SWITCHBOARD LOCKER
- M - WRECKING TOOLS

AXLES 5"x9"  
STEAM HEAT-VAPOR CO.  
& STOVE

BUILT-S.S.C. CO.-1927  
FLOOR PLAN- D-CB-20067

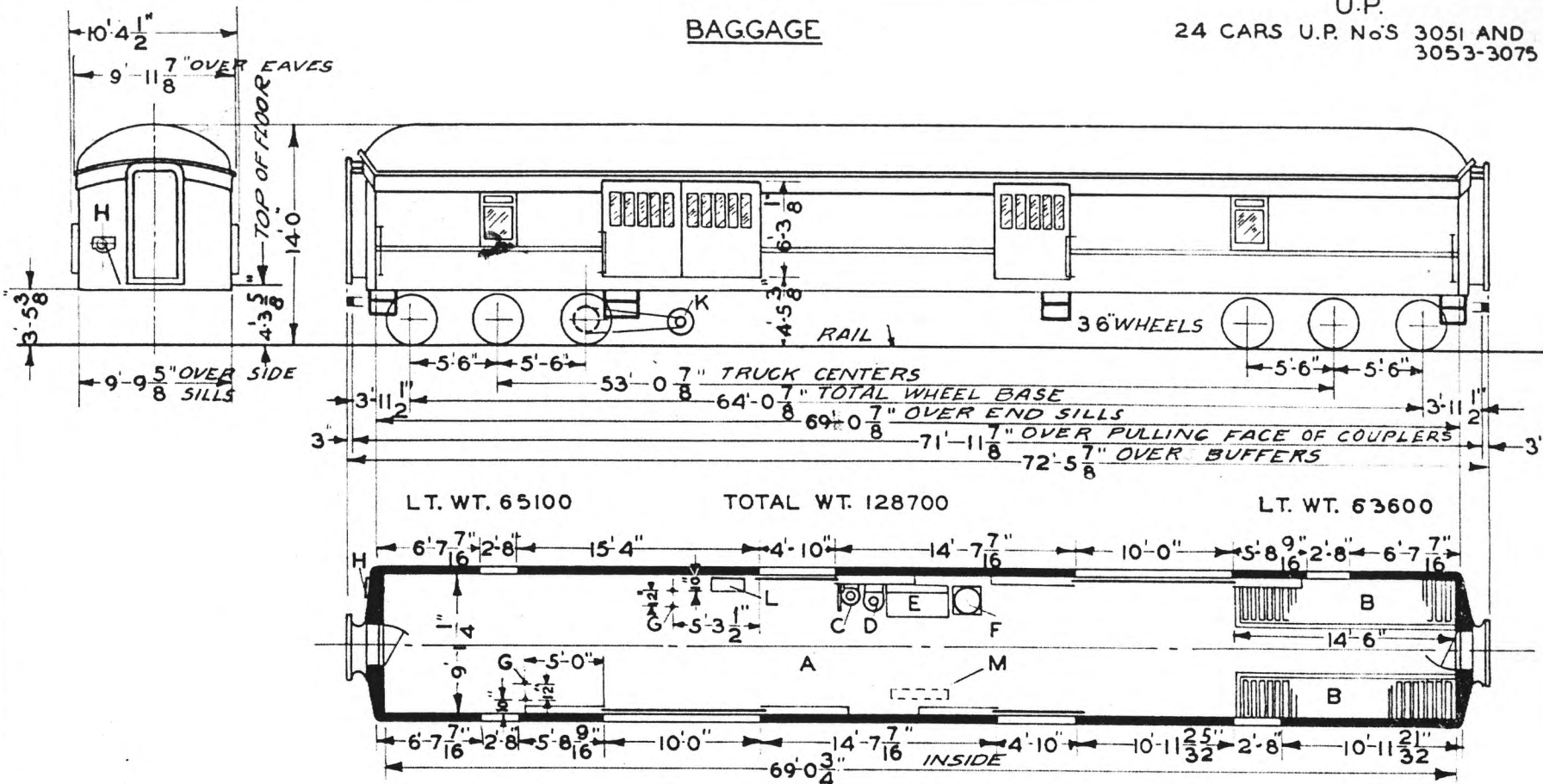
UNION PACIFIC RAILROAD CO.  
RESEARCH AND  
MECHANICAL STANDARDS

				R-10 46	DIAGRAM P-1-10
				A	DRAWN 10-27-41

U.P. SPEC. 315

# BAGGAGE

U.P.  
24 CARS U.P. Nos 3051 AND  
3053-3075



- A - BAGGAGE COMPT.
- B - FISH RACKS
- C - HOPPER
- D - WASHSTAND & WATER COOLER
- E - DESK
- F - STOVE
- G - STANCHIONS
- H - HANDBRAKE
- I - GENERATOR
- J - SWITCHBOARD LOCKER
- K - WRECKING TOOLS

BAGGAGE CAR 3052 VACATED

AXLES-5X9  
STEAM HEAT-VAPOR CO.  
& STOVE  
CAST INTEGRAL PEDESTAL TRUCKS  
BLOXONEND FLOORING

BUILT-S.S.C. CO.-1929  
FLOOR PLAN-284-CB-21474

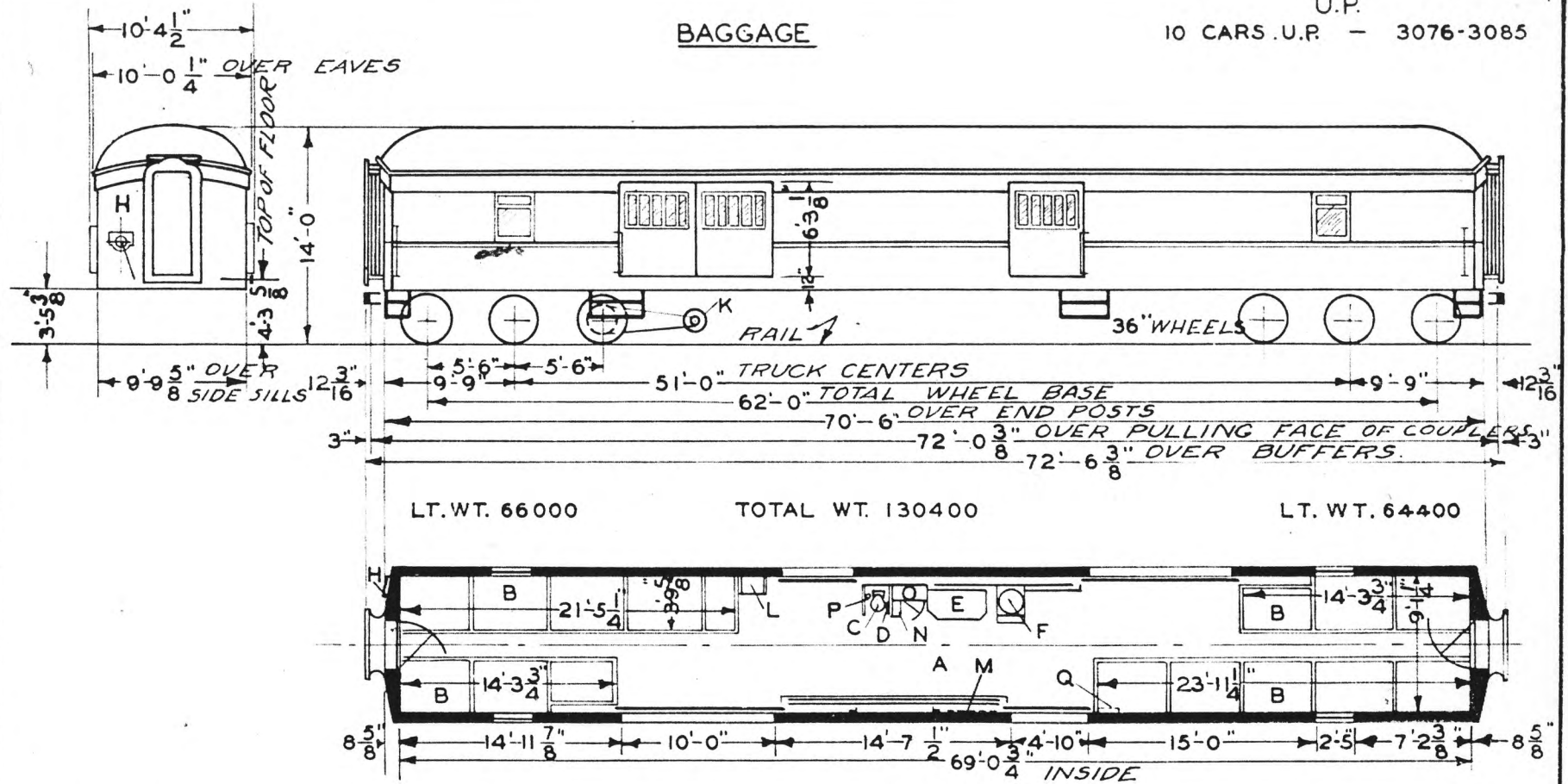
UNION PACIFIC RAILROAD CO.  
RESEARCH AND  
MECHANICAL STANDARDS

U.P. SPEC. 315

			12-10-46	DATE	DIAGRAM P-1-11
			A	ISSUE	DRAWN 10-27-41

# BAGGAGE

U.P.  
10 CARS U.P. - 3076-3085



- A - BAGGAGE COMP'T.
- B - FISH RACKS
- C - HOPPER
- D - WASHSTAND
- E - DESK
- F - STOVE
- G -
- H - HANDBRAKE
- I -
- J -
- K - GENERATOR
- L - SWITCHBOARD LOCKER
- M - WRECKING TOOLS
- N - WATER COOLER-ICE
- O - LOCKER
- P - FIRE EXT.
- Q - BAGGAGE ROLLERS

AXLES - 5 X 9  
WATER SYSTEM - GRAVITY  
STEAM HEAT - VAPOR CO  
& STOVE  
CAST INTEGRAL PEDESTAL TRUCKS  
BLOXON END FLOORING

BUILT - PRESSED STEEL CAR CO. 1931  
FLOOR PLAN - 234-CB-21571

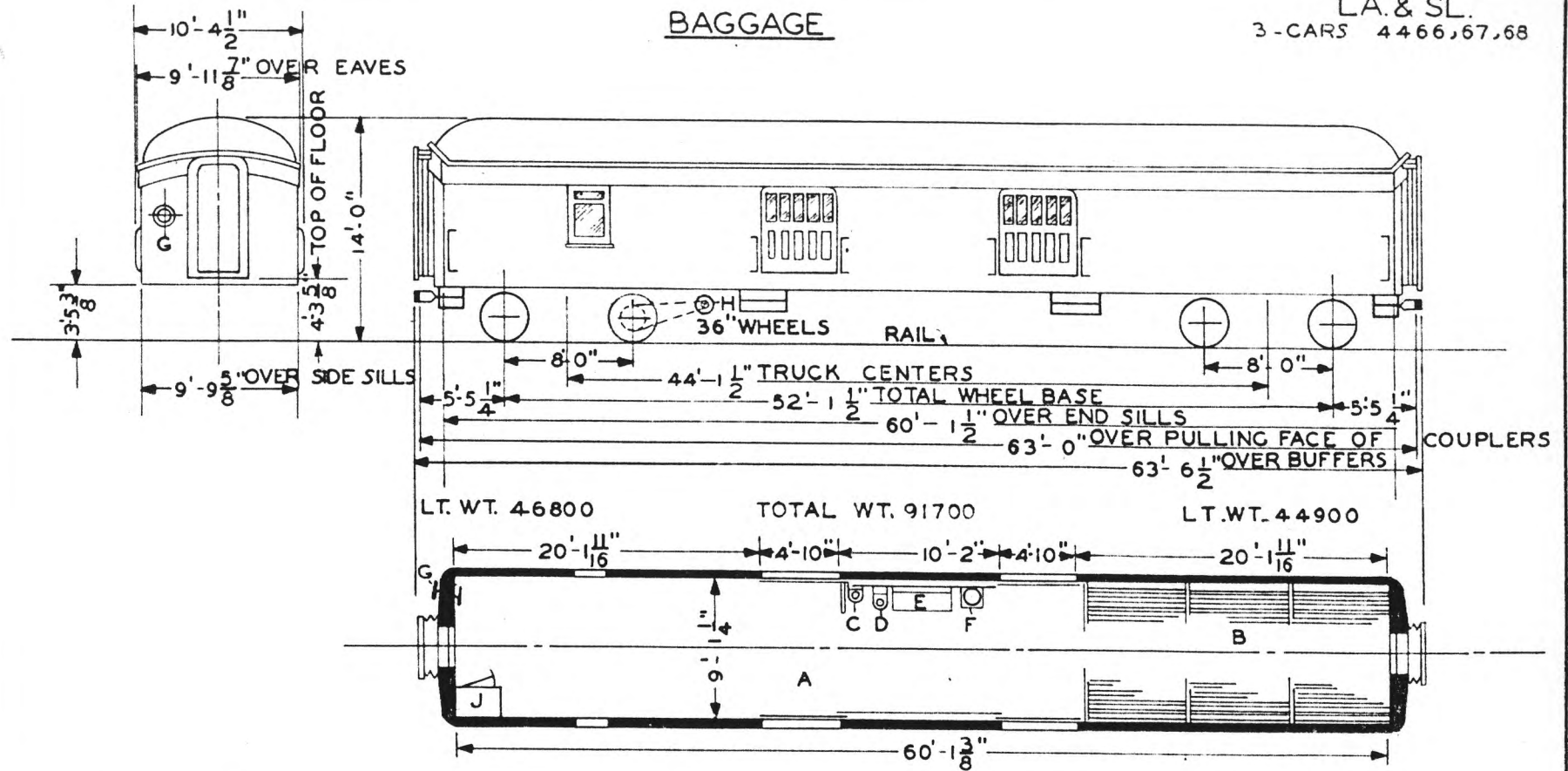
UNION PACIFIC RAILROAD CO.  
RESEARCH AND  
MECHANICAL STANDARDS

				12-10 49	DATE	DIAGRAM P-1-12
				A	ISSUE	DRAWN 10-27-41

U.P. SPEC. 315

# BAGGAGE

LA. & SL.  
3-CARS 4466, 67, 68



- A - BAGGAGE COMPT.
- B - FISH RACKS
- C - HOPPER
- D - WASHSTAND & WATER COOLER
- E - DESK
- F - STOVE
- G - HANDBRAKE
- H - GENERATOR SCH&L CO. 4 K.W.
- J - ELECTRIC LOCKER

AXLES-5'X9"  
STEAM HEAT-VAPOR CO.  
& STOVE.

BUILT-PC&M CORP - 1913

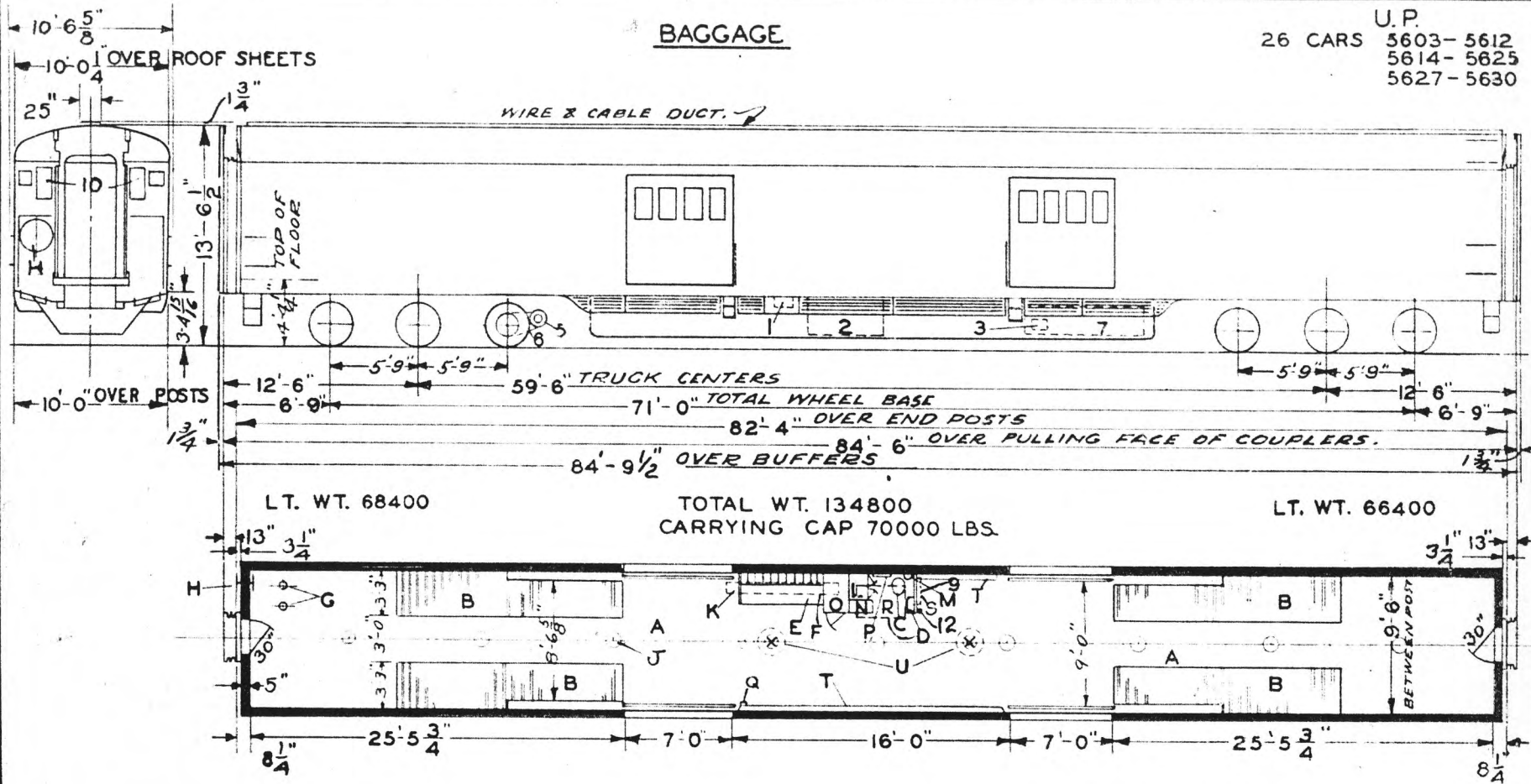
UNION PACIFIC RAILROAD CO.  
RESEARCH AND  
MECHANICAL STANDARDS

				12-20	46	ISSUE DATE	DIAGRAM
				A		ISSUE DATE	P-1-13
						ISSUE DATE	DRAWN
						ISSUE DATE	10-27-41

U.P. SPEC. 214

# BAGGAGE

U.P.  
26 CARS 5603-5612  
5614-5625  
5627-5630



- A - BAGGAGE COMPT.
- B - FISH RACKS
- C - HOPPER
- D - FOLDING WASHSTAND A&W 251
- E - DESK
- F - FIRST AID KIT
- G - STANCHIONS
- H - HAND BRAKE PEACOCK NO. 860
- I - CEILING LIGHTS SC 19435
- J - STRETCHER HOOKS ABOVE
- K - ELECTRIC LOCKER
- L - FIRE EXT. 2 1/2 GAL.
- M - WATER COOLER 573 GIESSEL
- N - LOCKER
- O - WRECKING TOOLS
- P - ELEC. PNEU. SIGNAL VALVE
- Q - OVERHEAD WATER TANK
- R - BAGGAGE ROLLERS
- S - FIN TUBING RADIATOR
- T - TRANE PROJECTION HEATERS

- 1 - BATT. CHNGNG. RECP'T. P.NCO BURA-152-B
- 2 - BOX EDISON 500 AMP.
- 3 - QUICK SERVICE VALVE
- 4 - GEN. 4 KW - TRK. MTD. S.C.H. & L.CO.
- 5 - D.L. JENNING GEN. DRIVE
- 6 - SUPPLY RESERVOIR
- 7 - WAB SPEED CONTROL LOCKER
- 8 - JUNCTION BOXES
- 9 - DOOR OPENER LEVER

- ROLLER BEARINGS
- BAXLES 6" X 11"
- WATER SYSTEM - GRAVITY
- STEAM HEAT - UNIT FIN RADIATION
- FLOOR - BLOX-ON-END
- HSC SPEED GOV. CONTROL AIR BRAKES
- # 1196-2 1/2 FLEX. STEAM CONDUIT

TIGHT LOCK COUPLERS  
A.A.R. RADIAL CONN. YOKE  
TWIN CUSHION  
WAUGH MAT. DRAFT GEAR

BUILT P.S.C.M.CO 1941  
FLOOR PLAN 7469 LOT 6664  
" " 237 CB 22829

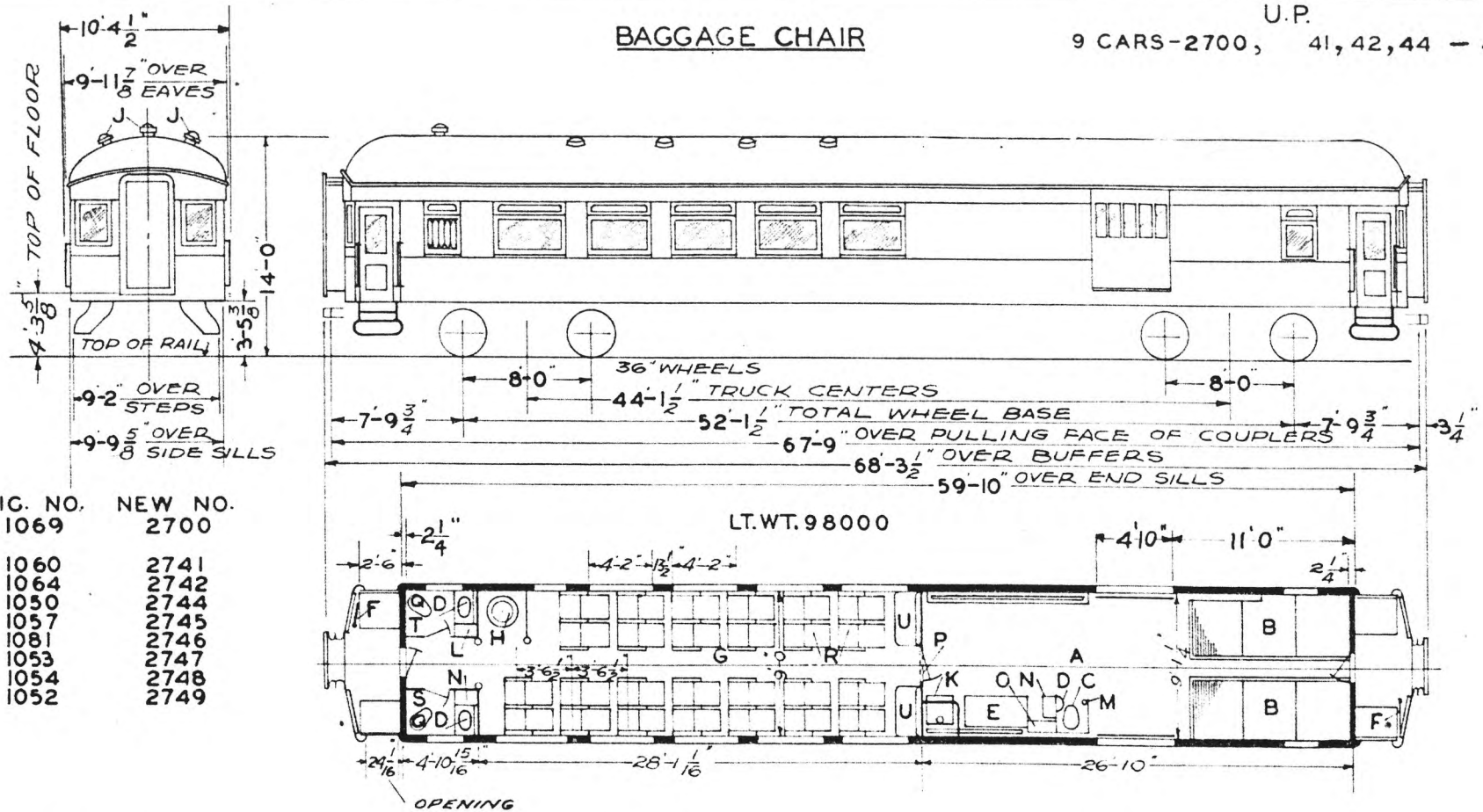
UNION PACIFIC RAILROAD CO.  
RESEARCH AND  
MECHANICAL STANDARDS

	12-10-46	1-12-43	5-12-42	DATE	DIAGRAM
	C	B	A	ISSUE	P-1-14
					DRAWN
					1-2-42



# BAGGAGE CHAIR

U.P.  
9 CARS-2700, 41, 42, 44 - 49



ORIG. NO.	NEW NO.
1069	2700
1060	2741
1064	2742
1050	2744
1057	2745
1081	2746
1053	2747
1054	2748
1052	2749

LT.WT.98000

- A - BAGGAGE COMP'T.
- B - FISH RACKS
- C - HOPPER
- D - WASHSTAND
- E - DESK
- F - HAND BRAKE
- G - MAIN COMP'T.-SEAT CAP. 30
- H - STOVE NO. 800
- I - VENTS
- J - STOVE NO. 140
- K - SWITCHBOARD LOCKER
- L - FIRE EXT.
- M - WATER COOLER
- N - LOCKER
- O - LOCKER
- P - WRECKING TOOLS
- Q - HOPPER-FLUSH
- R - CHAIR CAR SEATS
- S - WOMENS TOILET
- T - MENS TOILET
- U - COACH SEATS

CARS EQUIPPED WITH GAS,  
ELEC, AND OIL LIGHTS  
2701 VACATED

AXLES 5 X 9  
WATER SYSTEM-GRAVITY  
STEAM HEAT-VAPOR CO. - & STOVE

SASH- 3/16" PLATE GLASS-INSIDE &  
OUTSIDE  
BLOXONEND FLOORING IN BAGG. END

BUILT-P.C.&M. CORP. -1909-10  
REMODELED-OMAHA-1931  
ORIG. GEN. DESIGN-D-CB-6167  
REMODELED PLAN-234-CB-21812

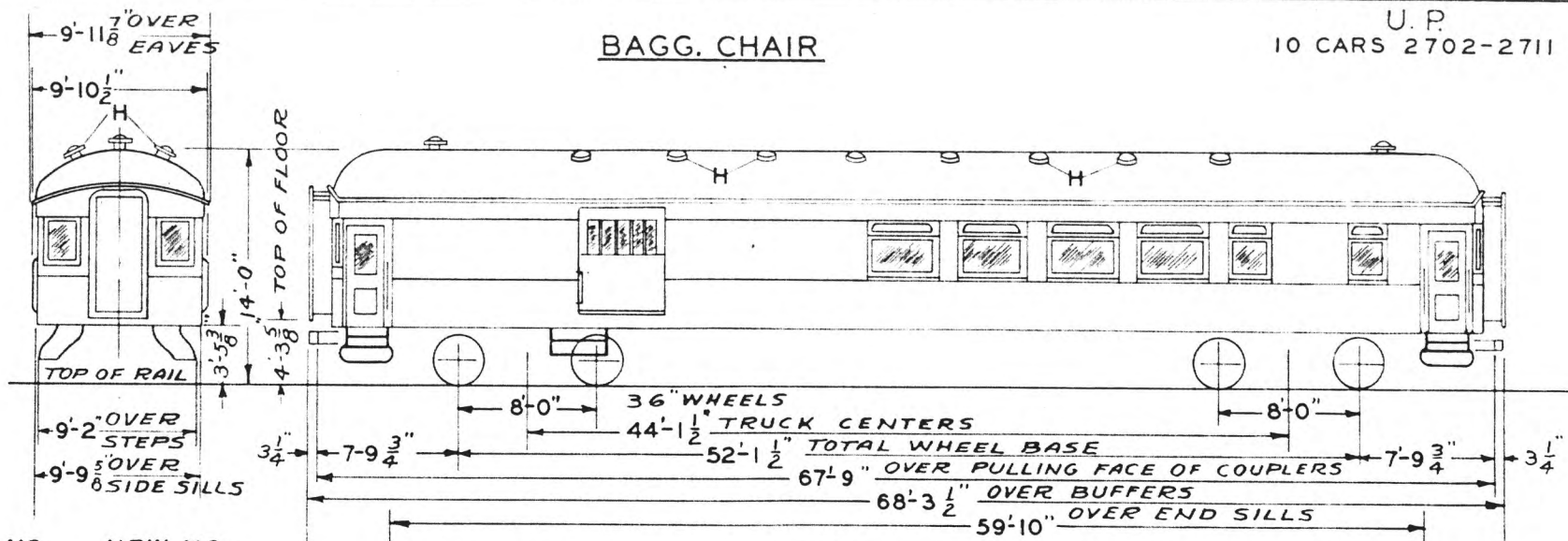
UNION PACIFIC RAILROAD CO  
RESEARCH AND  
MECHANICAL STANDARDS

		12-10 46	1-12 43	DATE	DIAGRAM P-1-15
		B	A	ISSUE	DRAWN 10-27-41

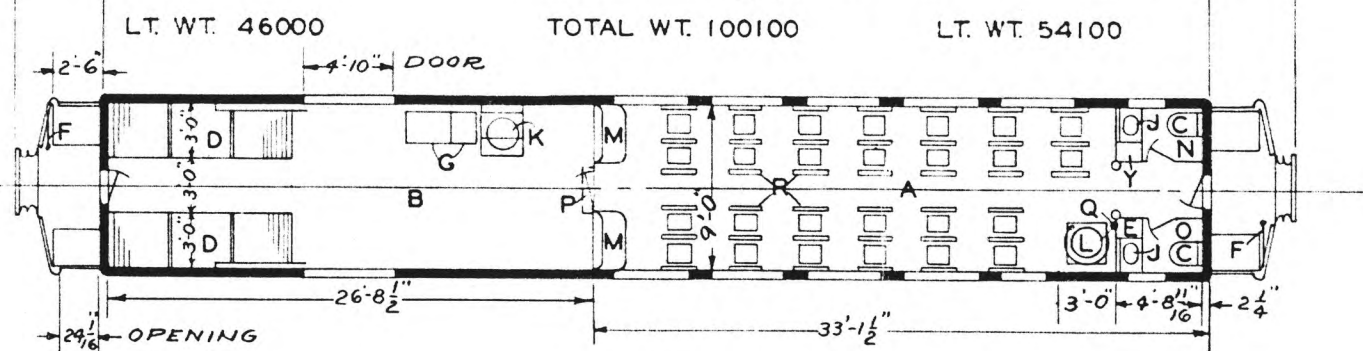
U.P. SPEC. 221

# BAGG. CHAIR

U. P.  
10 CARS 2702-2711



ORIG. NO.	NEW NO.
1062	2702
1058	2703
1056	2704
1071	2705
1066	2706
1073	2707
1068	2708
1059	2709
1067	2710
1051	2711



- A - MAIN COMP'T.-SEAT CAR - 30
- B - BAGG. COMP'T.
- C - HOPPER
- D - FISH RACKS
- E - SWITCHBOARD LOCKER
- F - HAND BRAKES
- G - BAGG. MAN'S DESK & WARDROBE
- H - VENTS
- J - WASHSTAND
- K - STOVE N#140 & GUARD
- L - STOVE N#800 & GUARD
- M - STATIONARY SEATS
- N - WOMEN'S TOILET
- O - MEN'S TOILET
- P - WRECKING TOOLS-ABOVE
- Q - FIRE EXT.
- R - SEATS
- S -
- T -
- U -
- V -
- W -
- X -
- Y - WATER COOLER-ICE
- Z -

NO AXLE GENERATOR  
CARS EQUIPPED WITH GAS  
AND ELECTRIC FIXTURES

AXLES 5" X 9"  
WATER SYSTEM-GRAVITY  
STEAM HEAT-VAPOR CO. & STOVES  
SASH-3/16" PLATE GLASS INSIDE &  
OUTSIDE

*X-2703 + 157  
Converted to Red Cross  
Blood Procurement  
Cars. 11-1-51 file 009-107*

BUILT-P. C. & M. CORP. - 1909-10  
GEN. DESIGN - D - 6167  
REMODELED-OMAHA SHOPS-1943  
FLOOR PLAN 237 CB 23506

UNION PACIFIC RAILROAD CO.  
RESEARCH AND  
MECHANICAL STANDARDS

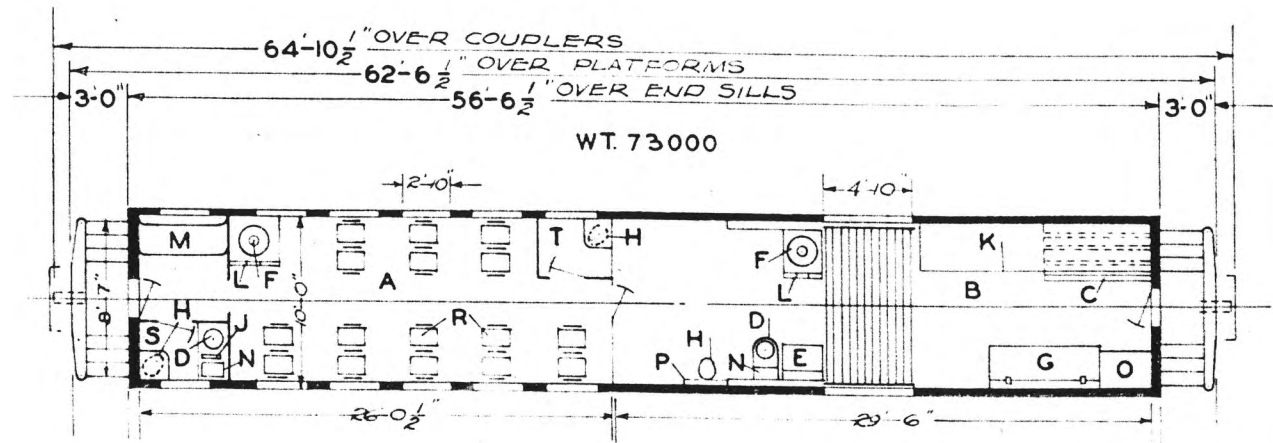
						ISSUE DATE	DIAGRAM P-1-16
							DRAWN 12-10-48

U.P. SPEC. 221

**BAGGAGE - CHAIR**  
WOOD CAR

U.P.  
1 CAR 2724

ORIG. NO.    NEW NO.  
1031            2724



WT. 73000

- A - PASSENGER COMPT.-SEAT CAP.-20
- B - BAGGAGE COMP'T.
- C - FISH RACKS
- D - WASHSTAND
- E - DESK
- F - STOVE -140
- G - BUNKER
- H - HOPPER - DRY
- J - PUMP
- K - PARCEL RACK
- L - COAL BOX
- M - SOFA
- N - WATER COOLER-ICE
- O - LOCKER
- P - WRECKING TOOLS
- Q -
- R - SEATS-RED PLUSH
- S - WOMENS TOILET
- T - MENS TOILET

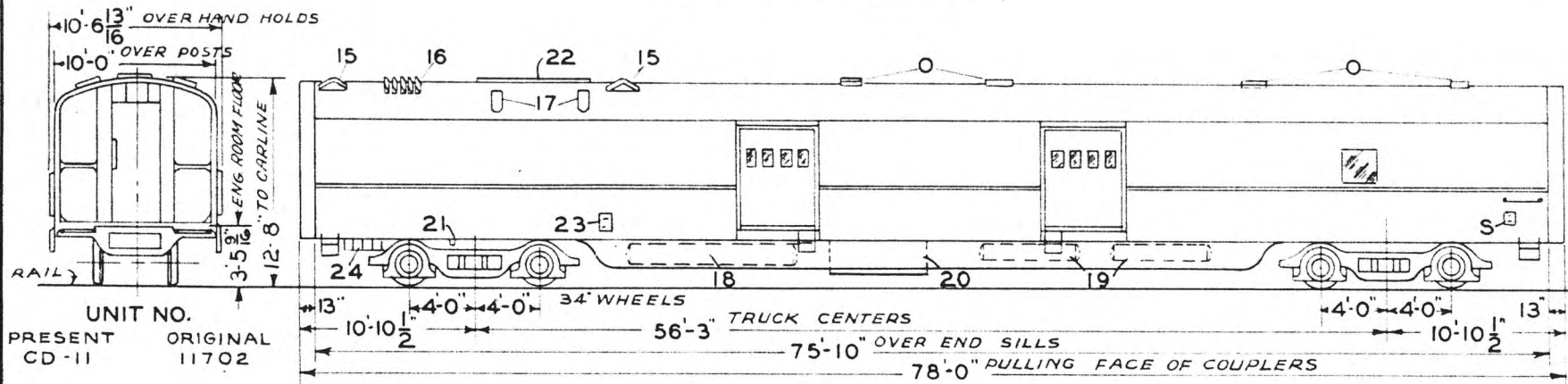
OIL LIGHTS

AXLES 4 1/4 X 8 1/2"  
WATER SYSTEM -GRAVITY  
STOVE HEAT  
6 WHEEL WOOD TRUCKS -TYPE -R  
36" DIA. WHEELS  
NEW YORK AIR BRAKE-QUICK ACTION  
MINER DRAFT GEAR  
14'-5" FROM RAIL TO TOP OF LAMP  
JACK  
MONITOR TYPE ROOF  
REBUILT-U.P.-1926

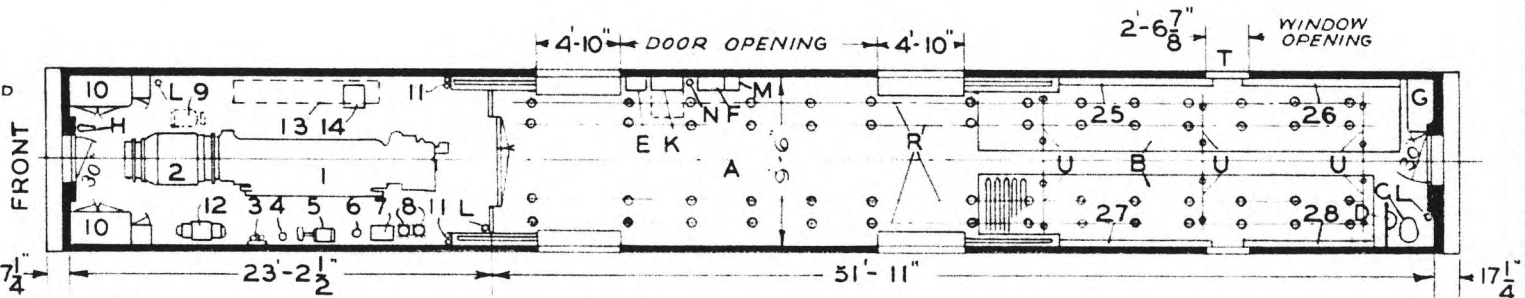
UNION PACIFIC RAILROAD CO.  
RESEARCH AND  
MECHANICAL STANDARDS

				ISSUE DATE	DIAGRAM P-1-17
					DRAWN 10-27-41

# AUXILIARY BAGGAGE



LIGHT WEIGHT AT RAIL  
INCLUDES FUEL OIL AND  
WATER - READY TO RUN



**AUX. EQUIP'T.**

- 1 - WINTON ENG. MODEL 8-201-A 450 H.P.
- 2 - GENERATOR G.E. 300 K.W. 220-V.A.C.
- 3 - FUEL OIL FILTER-NUGENT DUPLEX
- 4 - PURLATOR
- 5 - FUEL PUMP
- 6 - LUBR. OIL SCREEN
- 7 - LUBR. OIL TANK
- 8 - LUBR. OIL FILTERS -NUGENT
- 9 - FAN MOTOR (COVERHEAD)
- 10 - ELECTRIC LOCKER
- 11 - FUEL OIL VENT
- 12 - MOTOR-GENERATOR SET
- 13 - WATER TANK (OVERHEAD)
- 14 - OIL COOLER
- 15 - VENTS-BOTH SIDES
- 16 - AIR INTAKE SHUTTERS-BOTH SIDES
- 17 - EXHAUST PIPES
- 18 - FUEL TANKS-EACH SIDE-200 GAL. TOTAL CAP.
- 19 - SUPPLY RES.
- 20 - BATTERY BOX
- 21 - ENG. COOLING WATER FILLER-LEFT SIDE
- 22 - AIR OUTLET
- 23 - FUEL FILLER-BOTH SIDES-2 1/2 STR'T. PIPE THRD.
- 24 - STANDBY RECEPTACLES -BOTH SIDES
- 25 - 21 STANCHION STORAGE RACK
- 26 - 19 " " "
- 27 - 18 " " "
- 28 - 6 " " "

**BAGG. EQUIP'T.**

- A - BAGGAGE ROOM
- B - FISH RACK
- C - DUNER HOPPER-1-A
- D - FOLDING LAV.-A&W #251
- E - WATER COOLER-GIESSEL-708-A-ICE
- F - ELEC LOCKER
- G - WARD ROBE
- H - HAND BRAKE
- K - DESK SPACE
- L - FIRE EXT.-1 QT. PYRENE
- M - MAG. SIGNAL VALVE
- N - CONDUCTORS VALVE
- O - VENTS
- R - REMOVABLE STANCHIONS
- S - WATER TANK FILLER-BOTH SIDES
- T - WINDOW-STATIONARY-SINGLE GLASS
- U - DRAINS

- AXLES-FRONT TRUCK-6 1/2 x 12
- " REAR " 6 x 11"
- ROLLER BEARINGS
- STEAM HEAT-FLOOR-VAPOR CO.
- GRAVITY WATER SYSTEM
- 25 GALLON CAPACITY
- TIGHT LOCK COUPLERS WITH INTEGRAL YOKE
- \*1196-3 2 1/2 FLEX. STEAM CONDUIT AND \*1117-2 1/2" END VALVE-REAR END.
- \*1111 2 1/2 END VALVE-FRONT END.

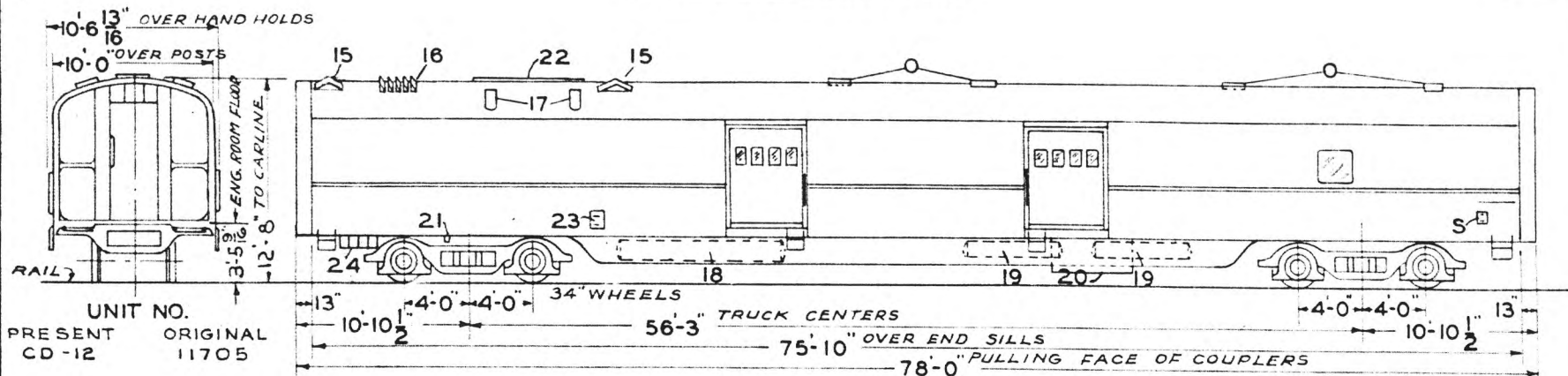
UNION PACIFIC RAILROAD CO.

RESEARCH AND MECHANICAL STANDARDS

BUILT BY P.S.C. & MFG. CO. 1936  
 LOT 6485-PLAN 7371-A  
 REMODELED-1937 FLOOR PLAN- 374-ST-192  
 REMODELED-1939 FLOOR PLAN- 234-ST-1381  
 REMODELED-1948 FLOOR PLAN- 237-ST-4736

					ISSUE DATE	DIAGRAM P-1-18
						DRAWN 9-1-49

# AUXILIARY BAGGAGE



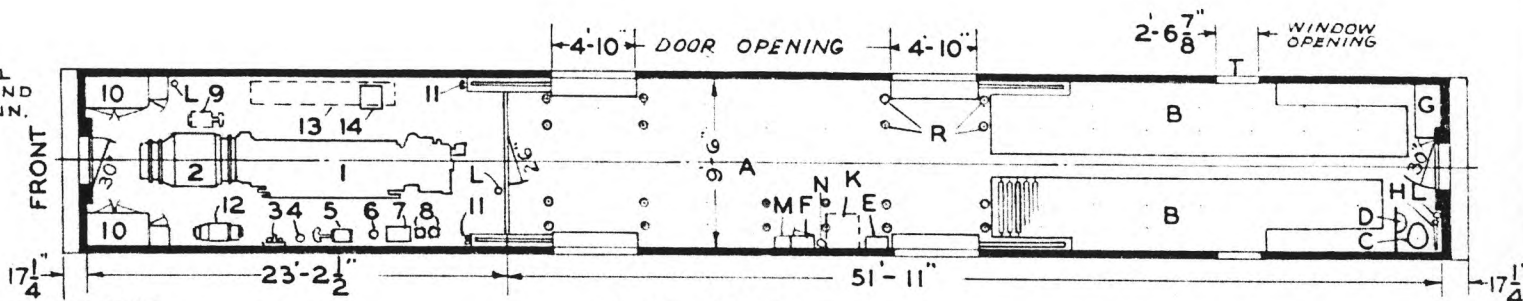
UNIT NO.  
PRESENT ORIGINAL  
CD-12 11705

LT. WT. 81800

TOTAL WT. 130600

LT. WT. 48800

LIGHT WEIGHT AT RAIL  
INCLUDES FUEL OIL AND  
WATER-READY TO RUN.



### AUX. EQUIPT.

- 1 - WINTON ENG. MODEL 8-201-A 450 H.P.
  - 2 - GENERATOR G.E. 300 KW. 220-V.A.C.
  - 3 - FUEL OIL FILTER-NUGENT DUPLEX
  - 4 - PURLATOR
  - 5 - FUEL PUMP
  - 6 - LUBR. OIL SCREEN
  - 7 - LUBR. OIL TANK
  - 8 - LUBR. OIL FILTERS-NUGENT
  - 9 - FAN MOTOR (OVERHEAD)
  - 10 - ELECTRIC LOCKER
  - 11 - FUEL OIL VENT
  - 12 - MOTOR-GENERATOR SET
  - 13 - WATER TANK (OVERHEAD)
  - 14 - OIL COOLER
  - 15 - VENTS-BOTH SIDES
  - 16 - AIR INTAKE SHUTTERS-BOTH SIDES
  - 17 - EXHAUST PIPES
  - 18 - FUEL TANKS-EACH SIDE-200 GAL. TOTAL CAP.
  - 19 - SUPPLY RES.
  - 20 - BATTERY BOX
  - 21 - ENG. COOLING WATER FILLER-LEFT SIDE
  - 22 - AIR OUTLET
  - 23 - FUEL FILLER-BOTH SIDES-2 1/2" STR'T. PIPE THR'D.
  - 24 - STANDBY RECEPTACLES-BOTH SIDES
- TRAINLINE A B & C A. & J.M. ANDERSON-CAT. 9758-N-3-EC-220 V.-3PH.-60 CY.

### BAGG. EQUIPT.

- A - BAGGAGE ROOM
  - B - FISH RACK
  - C - DUNER HOPPER-1-A
  - D - FOLDING LAV-A & W#251
  - E - WATER COOLER-GIESSEL#708-A-ICE
  - F - ELEC. LOCKER
  - G - WARDROBE
  - H - HAND BRAKE
  - K - DESK SPACE
  - L - FIRE EXT.-1 QT. PYRENE
  - M - MAG. SIGNAL VALVE
  - N - CONDUCTORS VALVE
  - O - VENTS
- R - STANCHION SOCKETS  
S - WATER TANK FILLER-BOTH SIDES  
T - WINDOW-STATIONARY-SINGLE GLASS

- AXLES-FRONT TRUCK-6 1/2" X 12"
- " REAR " 6" X 11"
- ROLLER BEARINGS
- STEAM HEAT-FLOOR-VAPOR CO.
- GRAVITY WATER SYSTEM - 25 GALLON CAPACITY.
- TIGHT LOCK COUPLERS WITH INTEGRAL YOKE.
- \*1196-3, 2 1/2" FLEX. STEAM CONDUIT AND #1117-2 1/2" END VALVE-REAR END.
- \*1111-2 1/2" END VALVE-FRONT END.

UNION PACIFIC RAILROAD CO.

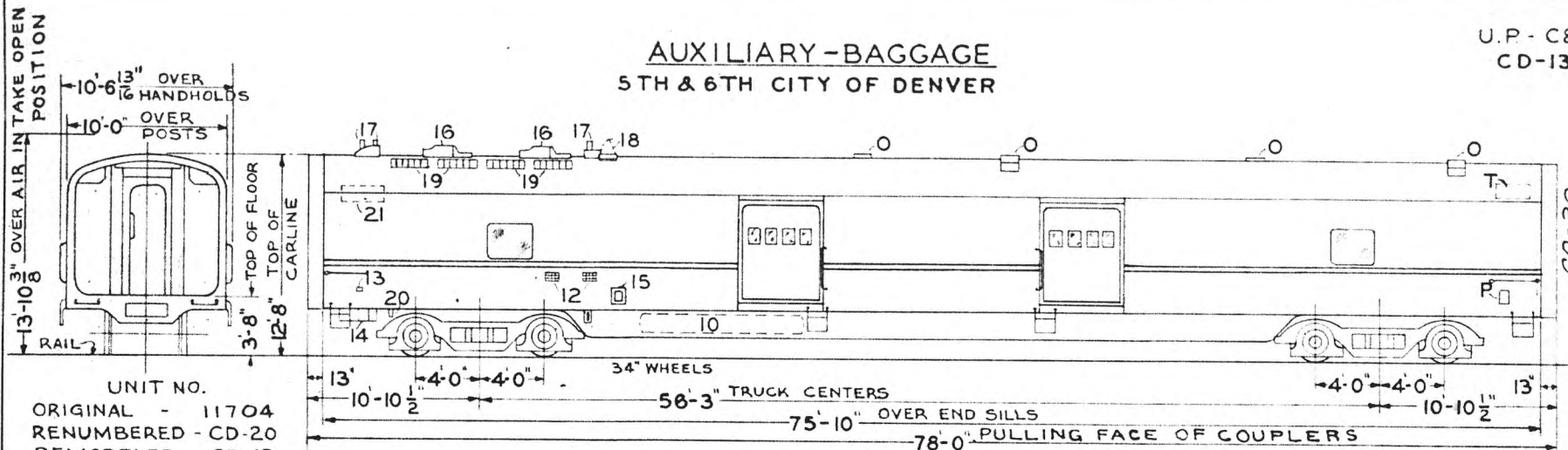
RESEARCH AND MECHANICAL STANDARDS

BUILT BY P.S.C. & MFG. CO. 1936  
LOT 6485-PLAN 7371  
REMODELED 1937-DWG. 374-ST-114  
REVISED FLOOR PLAN 237-ST-2527-A  
REMODELED 1948  
REVISED FLOOR PLAN 237-ST-2527-C

				DATE	DIAGRAM
					P-1-19
				ISSUE	DRAWN
					9-1-49

AUXILIARY-BAGGAGE  
5TH & 6TH CITY OF DENVER

U.P. - C&NW  
CD-13



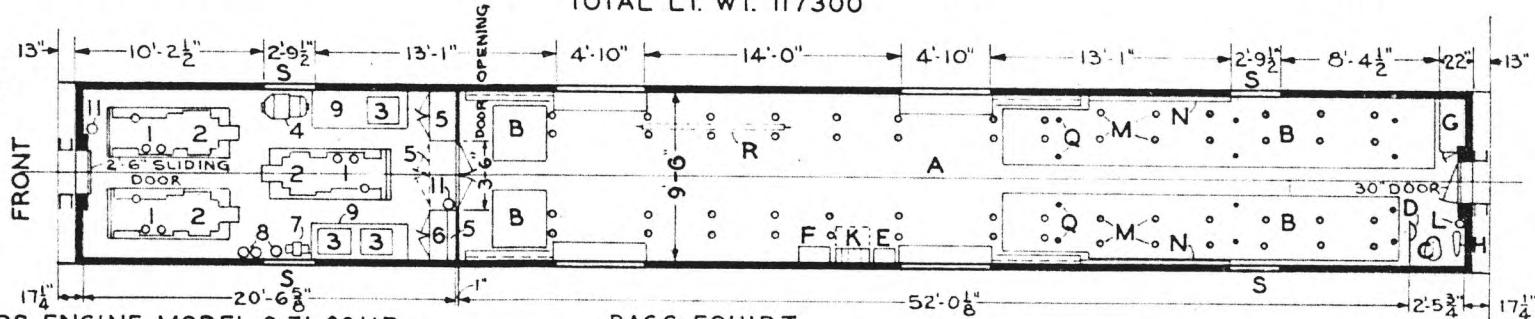
UNIT NO.  
ORIGINAL - 11704  
RENUMBERED - CD-20  
REMODELED - CD-13

LIGHT WT. 72800

BAGG COMPARTMENT  
LOAD CARRYING CAP. 38000 LBS.  
TOTAL LT. WT. 117300

44500

LIGHT WEIGHT AT RAIL  
INCLUDES FUEL OIL AND  
WATER - READY TO RUN.



AUX. EQUIPT.

- 1 - GENERAL MOTORS ENGINE-MODEL 6-71-90HP
- 2 - GENERATORS-G.E. 60KW .8PF -220V-3PH-60CY.
- 3 - CONTROL CABINETS-ALLIS CHALMER-TYPE G
- 4 - MOTOR GENERATOR-G.E.-GMG.123-10 KW.-80 V. DC.
- 5 - ELECTRIC CONTROL LOCKERS
- 6 - SUPPLY LOCKER
- 7 - FUEL PUMP
- 8 - FUEL FILTERS
- 9 - BATTERIES-470 A.H. @ 8 HR.RATE-64 V.
- 10 - FUEL TANKS - BOTH SIDES -TOTAL CAP. 200 GALS.
- 11 - FIRE EXT.-PHISTER-1GAL.
- 12 - BATTERY BOX VENTS - BOTH SIDES
- 13 - STANDBY PILOT LIGHT - BOTH SIDES
- 14 - STANDBY RECEPTACLES - BOTH SIDES
- BATT. CHARGING - PYLE NATL. BCRA-50-64 V. DC.
- TRAINLINE A - A.&J.M. ANDERSON - (CAT. 9758-N-3-E.G.)
- " B - " " (220 V. 3PH. 60CY.)
- 15 - FUEL FILLER - 2 1/2 MALE ST. PIPE THD. BOTH SIDES
- 16 - FAN SHROUD - COOLING SYSTEM AIR DISCHARGE
- 17 - EXHAUST PIPES
- 18 - ENGINE ROOM VENTILATORS - BOTH SIDES
- 19 - RADIATOR SHUTTERS - BOTH SIDES
- 20 - HOSE COOLING WATER FILLER - TAPERED HOSE CONNECTION - LEFT SIDE
- 21 - ENGINE COOLING WATER TANK

BAGG. EQUIPT.

- A - BAGGAGE ROOM
- B - FISH RACKS
- C - DUNER HOPPER 1-A
- D - FOLDING LAV. - A.&W. 25I
- E - WATER COOLER-ICE
- F - ELECTRIC LOCKER
- G - CLOTHES LOCKER
- H - HANDBRAKE
- K - LETTER CASE
- L - FIRE EXT. - 1 QT. PYRENE
- M - STANCHION SOCKETS
- N - STANCHION STORAGE RACK
- O - VENTS
- P - WATER TANK FILLERS
- Q - DRAINS
- R - STRETCHER
- S - WINDOWS - STATIONARY - SINGLE POLISHED WIRE GLASS
- T - WATER TANK - 25 GAL. CAP.

AXLES-FRONT TRUCK-6 1/2"x12"  
AXLES-REAR TRUCK-6"x11"  
STEAM HEAT-FLOOR-VAPOR CO.  
WATER SYSTEM -GRAVITY  
TIGHT LOCK COUPLERS WITH INTEGRAL YOKE  
DRAFT GEARS SINGLE WAUGHMAT  
1196-3. 2 1/2 FLEX. STEAM CONDUIT

1111 2 1/2" END VALVE FRONT  
1117-2 1/2" " " BACK

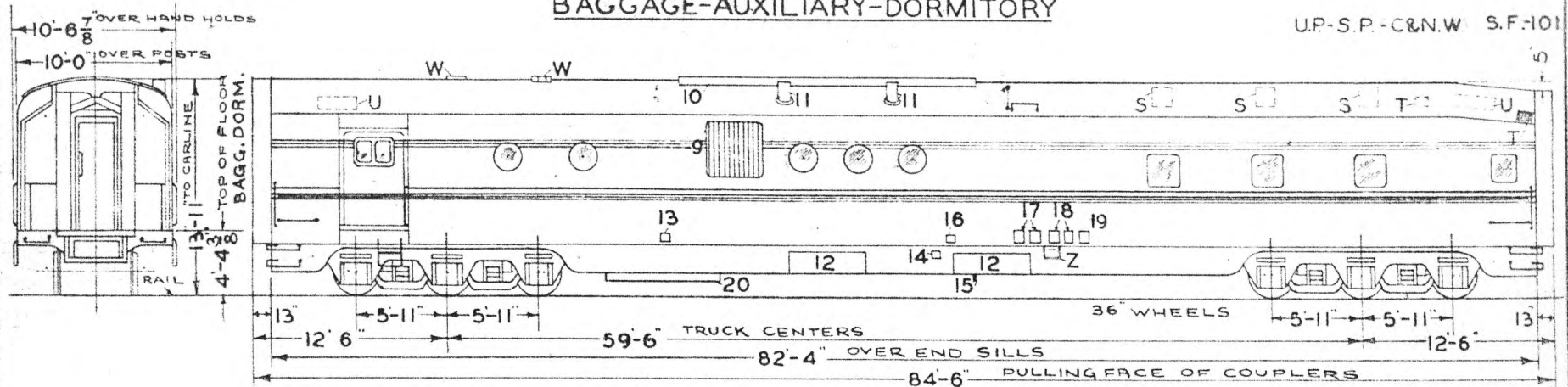
UNION PACIFIC RAILROAD CO.  
RESEARCH AND MECHANICAL STANDARDS

BUILT BY P.S.C.MFG. CO.-1936  
LOT 6485 - PLAN 7371  
REMODELED 1939  
FLOOR PLAN DWG. 234-ST-1320

			12/6	2/23	DIAGRAM P-1-20
			B	A	DRAWN 12-1-39

# BAGGAGE-AUXILIARY-DORMITORY

U.P.-S.P.-C&N.W. S.F.101



TOTAL LT. WT. 215740

LT. WT. 109640

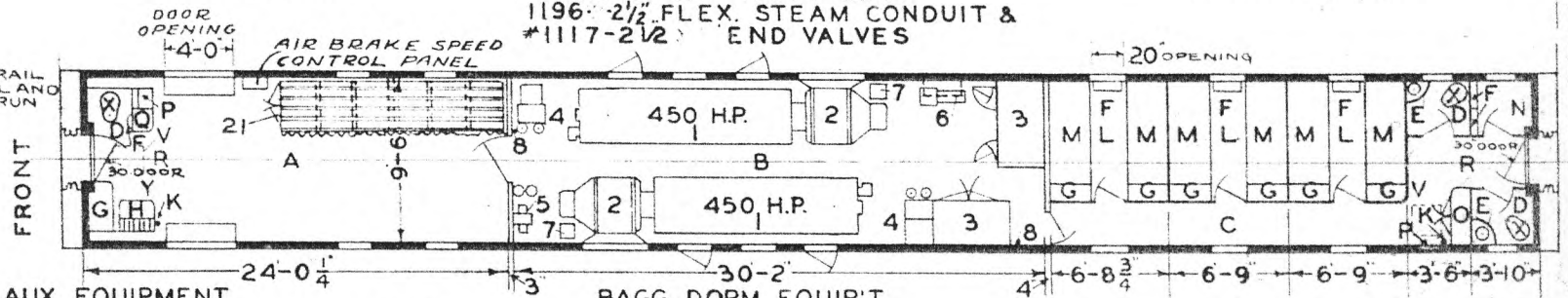
BAGG COMP'T.

LOAD CAP. 18000 LBS.

LT. WT. 106100

1196-2 1/2" FLEX. STEAM CONDUIT & #1117-2 1/2" END VALVES

LIGHT WEIGHT AT RAIL INCLUDES FUEL OIL AND WATER-READY TO RUN



## AUX. EQUIPMENT

- 1 - ENGINES - E.M.C. MODEL 8-201-A-450 H.P.
  - 2 - GENERATORS - G.E. 300 K.W. - 220V.-A.C.
  - 3 - CONTROL CABINETS
  - 4 - LUBRICATING OIL COOLERS, TANKS & FILTERS
  - 5 - FUEL PUMPS & FILTERS
  - 6 - A.C.-D.C. 12 KW. BATT. CH'G. SET - G.E. CON'L. PANEL ABOVE
  - 7 - AIR INTAKE FAN MOTORS
  - 8 - FIRE EXT. C-O-TWO, 20" SIZE
  - 9 - COOLING SYS. AIR INTAKE SHUTTERS
  - 10 - RADIATORS IN ROOF HATCH
  - 11 - EXHAUST PIPES
  - 12 - BATTERIES - EXIDE 710A.H. @ 8 HR. RATE - 64V.
  - 13 - FUEL FILTERS - 2 1/2" STR'T. PIPE THRD. (BOTH SIDES)
  - 14 - BATT. CH'RG. REC'PT. 100 AMP. (BOTH SIDES) - PYLE NAT'L. - BCRA-100
  - 15 - ENG. COOLING WATER FILLER - TAPERED HOSE - CONNECTION (BOTH SIDES)
  - 16 - STANDBY REC'PT. - CAR LIGHTING - (AIR COND. REC'PT. RIGHT SIDE) - PYLE NAT'L. - KZ.P.D. - 1056042 R (BOTH SIDES)
  - 17 - STANDBY REC'PT. - TRAINLINE A - (BOTH SIDES) - PYLE NAT'L. - WRRU-30032 R
  - 18 - STANDBY REC'PT. - TRAINLINE B (BOTH SIDES) - P.N. WRRU-30032 R
  - 19 - " - TRAINLINE C & D
  - 20 - FUEL TANK - 600 GAL. CAP.
  - 21 - LUGGAGE RACK - 2 SHELVES
- TWIN WAUGHMAT DRAFT GEARS & TIGHT LOCK COUPLERS

## BAGG. DORM. EQUIP'T.

- A - BAGGAGE COMP'T.
- B - ENGINE COMP'T.
- C - DORM. COMP'T.
- D - TOILETS
- E - WASHSTANDS - S.S. CO.-RF-55500
- F - FOLDING LAV'S - A&W\*251
- G - WARDROBE
- H - FOLDING DESK AND LETTER CASE
- K - PYRENE FIRE EXT. 1 Q.T.
- L - CREWS ROOMS - 18 CAPACITY
- M - 3 TIER BUNKS
- N - SHOWER BATH
- O - ELEC. LOCKER
- P - A.C. LOCKERS
- Q - ELEC. WATER COOLER - G.E. - & 3D EVERPURE WATER FILTER
- R - A.C. EQUIP'T. - PULLMAN-1937
- S - VENTS - 10" EXH. FANS
- T - " - 7 1/2" EXH. FANS
- U - AIR INTAKE - 6' X 9' X 25" FILTER TRIM Moulding - 1941

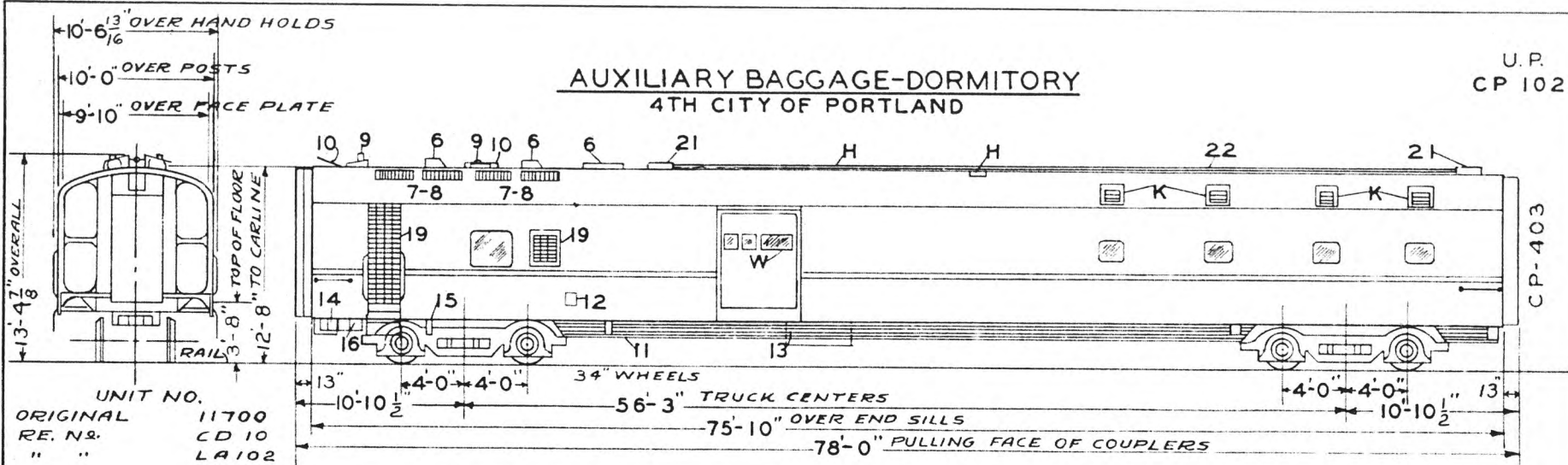
- V - RECIRCULATED AIR - 2' X 20' X 20" FILTER
- W - VENTS
- X - DUNER HOPPER - 106 1/2"
- Y - CREW TELEPHONE
- Z - WATER FILLER
- AXLES - FRONT TRUCK - 6 1/2" X 12"
- " - REAR "
- STEAM HEAT - FLOOR & OVERHEAD - VAPOR CAR HEATING COMPANY
- ELEC. HEAT - OVERHEAD - C.C.H. CO DWG "A-10460
- 2" - 585 WATER HEATERS - VAPOR CO
- \*525 MIXING VALVE - VAPOR CO.
- A.P. WATER SYSTEM - 200 GAL. CAP.
- H.S.C. SPEED GOV. CON. AIR BRKS. 41
- UNION PACIFIC RAILROAD CO.

RESEARCH AND MECHANICAL STANDARDS

		12-6	26		DIAGRAM
		2-1	43		P-1-21
		B	A	ISSUE DATE	DRAWN
					12-1-39

BUILT BY P.S.C. MFG. CO. -- 1937  
 LOT 6524 PLAN 7393  
 FLOOR PLAN - DWG. 237-ST-800

**AUXILIARY BAGGAGE-DORMITORY**  
4TH CITY OF PORTLAND



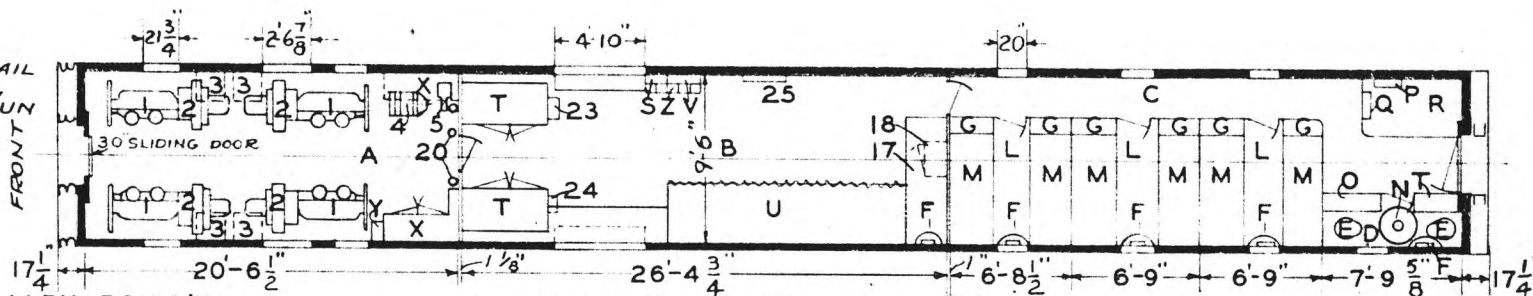
UNIT NO.  
ORIGINAL 11700  
RE. N<sup>o</sup>. CD 10  
" " LA 102  
" " CP 102

LT. WT. 81700

TOTAL WT. 141200

LT. WT. 59500

LIGHT WEIGHT AT RAIL  
INCLUDES FUEL OIL &  
WATER READY TO RUN



**AUXILIARY EQUIP'T.**

- 1 - GEN. MOTORS ENGINES MODEL-6-71- 90 H.P.
- 2 - GENERATORS-G.E. 60 K.W.-220V.-3PH.-60 CY.
- 3 - CONTROL CABINETS ALLIS CHALMERS TYPE "G"
- 4 - A.C.&D.C. BATT. CHARGING MOTOR GEN. SET 10 K.W. CAP'Y.-G.E. CO.
- 5 - FUEL PUMP & FILTERS
- 6 - COOLING SYSTEM FAN DISCHARGE
- 7 - " " AIR INTAKE SHUTTERS
- 8 - RADIATORS IN ROOF BELOW SHUTTERS
- 9 - EXHAUST PIPES
- 10 - AIR INTAKE VENTILATORS-4
- 11 - FUEL TANKS-BACK OF SHROUD-200 GAL.TOTAL
- 12 - FUEL FILLERS-2 1/2 STR'T. PIPE THD.(BOTH SIDES)
- 13 - BATTERIES-EXIDE 426 A.H. @ 8 HR. RATE (SIDES)
- 14 - BATT. CHG.RECEPT-2P-64V.D.C. PYLE NAT'L BOTH
- 15 - ENG.COOLING WATER FILLER-TAPERED HOSE CONNECTION-LEFT SIDE
- 16 - STANDBY RECEPT.-220 V.-3PH.-60CY. ALBERT & J.M. ANDERSON CO.# 9758 TR.LINES A.B&C BOTH SIDES
- 17 - CANVAS BUNK
- 18 - CLOTHES LOCKER
- 19 - FILTERS-DOOR & WINDOW (BOTH SIDES)
- 20 - FIRE EXT. PHISTER-1 GAL.
- 21 - JUNCTION BOXES
- 22 - 2 1/2-TRAIN LINE CONDUIT
- 23 - LAMP REGULATOR S.C.H&L.CO.-S-1050 EA
- 24 - WATER COOLER-ICED
- 25 - WRECKING TOOLS

**BAGG. DORM. EQUIP'T.**

- A - ENGINE COMP'T.
- B - BAGGAGE COMP'T.
- C - DORM. COMP'T.
- D - SHOWER ROOM
- E - DUNER HOPPER #1-A
- F - FOLDING LAV'S. A & W # 251
- G - WARDROBE
- H - VENTS
- X - VENTS-7/2 EXH. FANS
- L - CREWS ROOMS
- M - 3 TIER BUNKS
- N - SHOWER BATH
- O - ELEC. LOCKER
- P - AIR INTAKE 6X16X20" FILTER
- Q - RECIRCULATED AIR FILTER 6X20X20"
- R - A.C. EQUIP'T.-1938
- S - AIR SIGNAL VALVE LOCKER
- T - LINEN LOCKERS
- U - LUGGAGE RACK
- V - CREWS TELEPHONE LOCKER
- W - SWING SASH
- X - ELEC. LOCKERS
- Y - STARTER BOX M.G. SET
- Z - PIGEON HOLES

- AXLES-FRONT TRUCK-6 1/2 X 12"  
" REAR " 6 X 11"  
STEAM HEAT-FLOOR VAPOR CO.  
ELEC. HEAT OVERHEAD C.C.H.CO. #A-10497  
#598 WATER HEATER-VAPOR CO.  
#525 MIXING VALVE  
A.P. WATER SYSTEM-220 GAL. CAP.  
DEHYDRATED SASH- DORM. COMP'T.  
TIGHT LOCK COUPLERS WITH INTEGRAL YOKE  
DRAFT GEARS SINGLE WAUGHMAT  
1196-3. 2-1/2" FLEX STEAM CONDUIT  
1117- 2-1/2" END VALVE - REAR END  
1111 2-1/2" FRONT

UNION PACIFIC RAILROAD CO.  
RESEARCH AND  
MECHANICAL STANDARDS

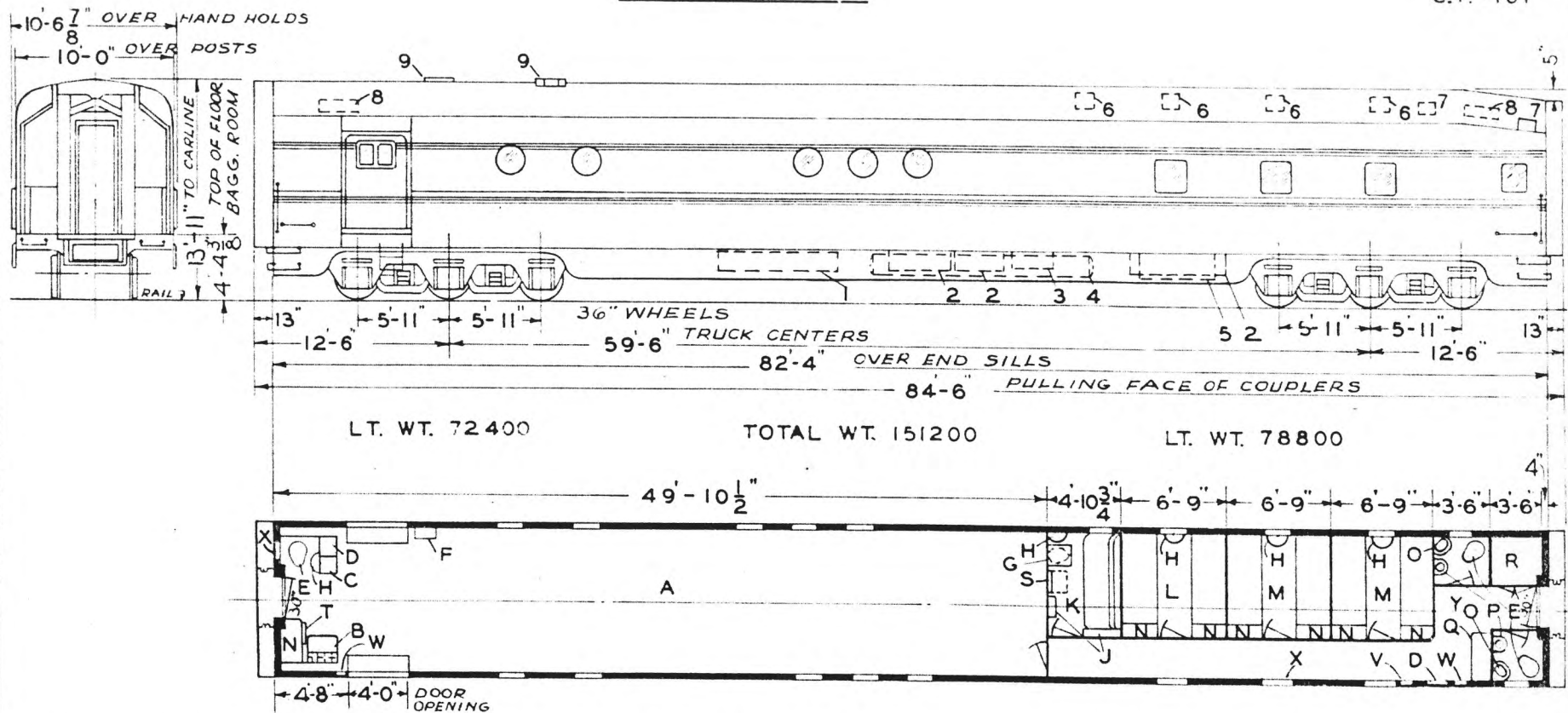
BUILT BY P.S.C.M. CO. 1936  
LOT 6485-PLAN 7371-A  
REMODELED 1938 DWG. 235-ST-287

			12-C	4-E	7-1	4-3	DATE	DIAGRAM
								P-1-22
			B	A			ISSUE	DRAWN
								12-1-39



# BAGGAGE - DORM.

C & N.W.  
C.P.-101



LT. WT. 72 400

TOTAL WT. 151200

LT. WT. 78800

- A - BAGGAGE COMPARTMENT
- B - FOLDING DESK
- C - ELECTRIC COOLER-BUILT IN TYPE
- D - A.C. LOCKER
- E - HOPPER
- F - RELAY BOX
- G - CHAIR HOPPER
- H - FOLDING LAV'S.-A.&W.#251
- J - LOCKER
- K - STEWARDS ROOM
- L - 2 TIER BUNKS
- M - 3 TIER BUNKS
- N - CLOTHES LOCKER #
- O - WASH STANDS -S.S. CO.-RF-55500
- P - DENTAL BOWL
- Q - ELECTRIC LOCKER
- R - LINEN LOCKER
- S - DROP TABLE
- T - BAGGAGE ROLLERS
- U -
- V - FIRST AID KIT
- W - FIRE EXT.
- X - FIRE TOOL CASE
- Y - A.C. EQUIPT.-PULLMAN-1937

- 1 - SUPPLY RESERVOIR
- 2 - BATTERY BOX
- 3 - A.P.W.S. RESERVOIR
- 4 - WATER TANKS
- 5 - AIR CONDITIONING UNIT
- 6 - VENTS-10" EXH. FANS
- 7 - VENTS-7 1/2" EXH. FANS
- 8 - AIR INTAKE - 6"X 9"X 25" FILTER
- 9 - VENTS

AXLES-6 1/2" X 12"  
STEAM HEAT-FLOOR & OVERHEAD-VAPOR CAR HEATING COMPANY.  
2-585 WATER HEATERS-VAPOR CO.  
#525 MIXING VALVE-VAPOR CO.  
A.P. WATER SYSTEM.  
H.S.C SPEED GOV. CON. AIR BRKS. 41.  
TWIN WAUGHMAT DRAFT GEARS & TIGHT LOCK COUPLERS.

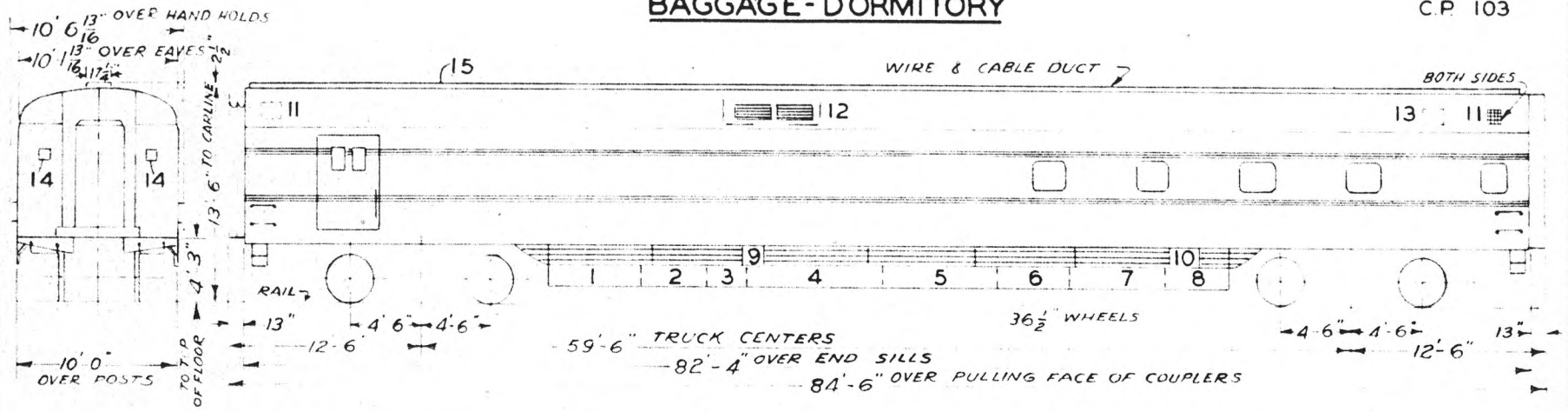
BUILT BY P.S.C. MFG. CO.-1937  
LOT 6524 PLAN 7393  
FLOOR PLAN-DWG. 237-ST-800  
REMODELED OMAHA SHOPS-1947  
FLOOR PLAN-DWG. 237-ST-4570

UNION PACIFIC RAILROAD CO.  
RESEARCH AND  
MECHANICAL STANDARD

						DIAGRAM P-1-23
						DRAWN 9-1-49

# BAGGAGE - DORMITORY

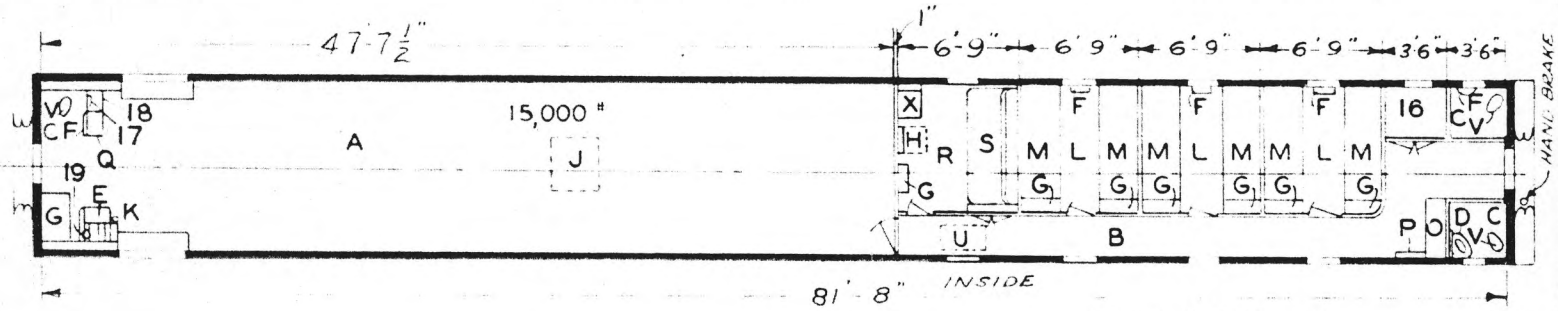
U.P.  
C.P. 103



LT. WT. 59000

TOTAL WT. 125400

LT. WT. 86400



CREW CAP'Y - 18

- A - BAGGAGE COMP'T.
- B - DORM COMP'T.
- C - TOILET
- D - WASHSTAND CORNER 12"X12"
- E - FOLDING DESK - LETTER CASE
- F - FOLDING LAVS. A&W 251
- G - WARDROBE
- H - DROP TABLE
- J - A.C. UNIT SERVICE DOOR
- K - PYRENE FIRE EXTINGUISHER-1 QT.
- L - CREW ROOMS -1/8" PRES'DWD. FL.
- M - 3 TIER BUNKS
- N -
- O - ELECTRIC LOCKER
- P - A.C. CONTROL PANEL
- Q - ELEC. WATER COOLER-EBCOM.CO.
- R - STEWARDS AND BARBERS RM.
- S - UPPER & LOWER BERTH
- T -
- U - RECIRC. AIR 2-20"X20"X2" FILTERS
- V - HOPPER-DUNER - 506 1/2
- W -
- X - CHAIR HOPPER-DUNER 518

- 1 - ICE ENGINE MODEL - E
- 2 - A.C. CONDENSER AIR
- 3 - A.C. SUB-COOLER
- 4 - WATER TANKS - 300 GAL. CAP.
- 5 - AIR BRAKE EQUIP
- 6 - FUEL TANKS - 2 CABT. 3 CYL. EA. & 1 CAB. 2-CYL.
- 7 - ENGINE GENERATOR MODEL F.C. x7-1 1/2 KW
- 8 - BATT. BOX EXIDE E-1A23-484 AMP. HR. 8HR. RATE
- 9 - WATER FILLER - BOTH SIDES
- 10 - CHARGING RECPT. - BOTH SIDES
- 11 - VENTS - 7 1/2" EXH. FANS - DEIHL CO.
- 12 - FRESH AIR INTAKE - 1-25"X9"X2" FILTER
- 13 - VENT-EXH. BLOWER
- 14 - JUNCTION BOXES
- 15 - CABLE DUCT
- 16 - LINEN STORAGE
- 17 - WRECKING TOOLS
- 18 - ICE ENGINE CONTROL
- 19 - FIRE EXTINGUISHER

- AXLES 6"X11"
- WATER SYSTEM-AIR PRESURE
- STEAM HT.-FLOOR & OVERHEAD
- UNIT FIN RADIATION
- SASH P.P.G.L. CO. DEHYD. 1/4 PLT & SIFTY
- WATER FILTER- EVER PURE NO. 3-D
- HSC-SPEED-GOV. CONTROLLED AIR
- BRAKES
- BUILT- P.S.C.M. CO. 1941
- A.C. " & WAUKESHA
- PLAN 7443 LOT 6635 P.S.C.M. CO.
- FLOOR PLAN P.S.C.M. CO. 82-B-1-E
- FLOOR PLAN -237-ST- 4571
- REMODELED-OMAHA -1945 & 1947

TIGHT LOCK COUPLERS

UNION PACIFIC RAILROAD

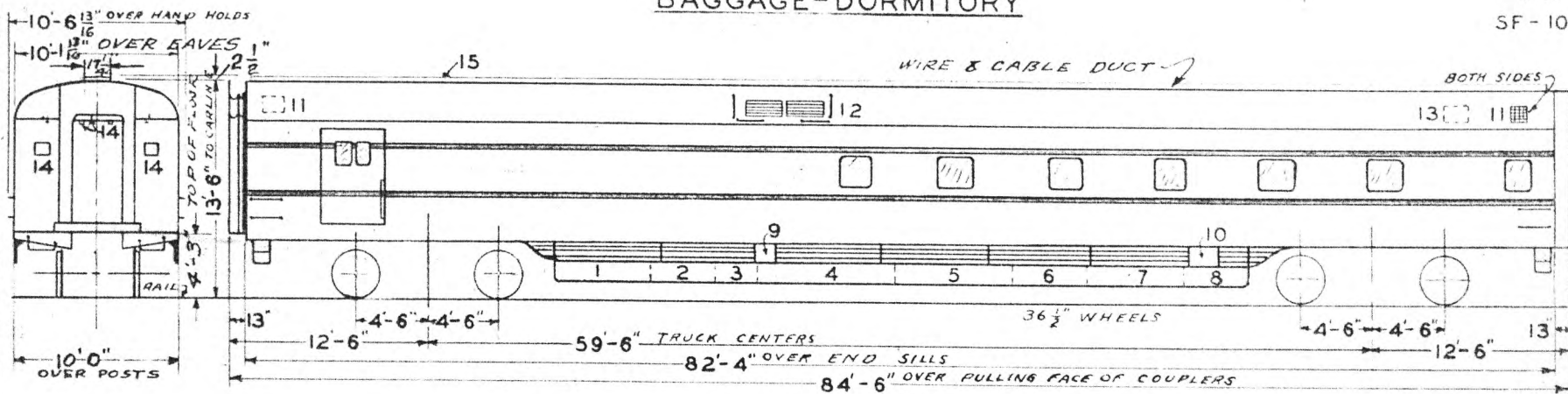
RESEARCH AND  
MECHANICAL STANDARDS

DRAFT GEAR-TWIN WAUGMAT  
1196-2 1/2 FLEX. STEAM CONDUIT  
& 117- 2-1/2" END VALVES

ISSUE	DATE	DIAGRAM
		P-1-24
		DRAWN
		7-1-47

# BAGGAGE-DORMITORY

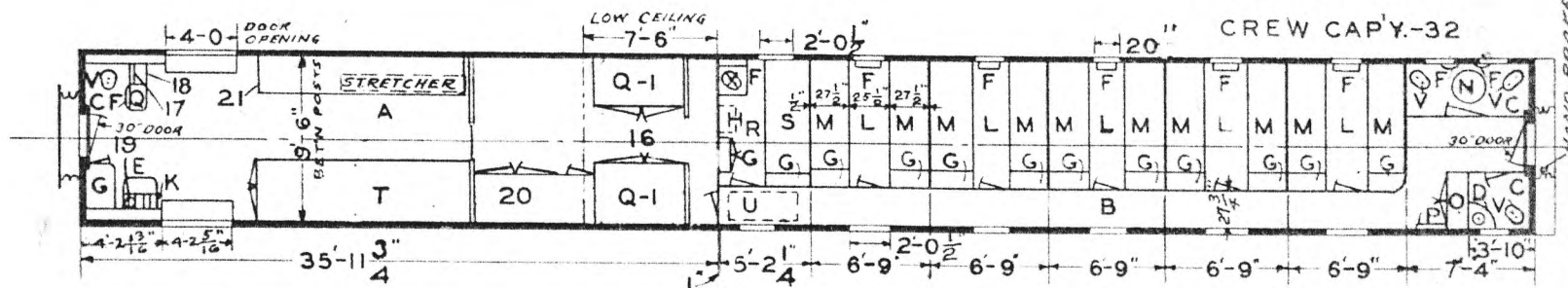
U.P.  
SF-104



LT. WT. 59000

BAGG. COMPT. LOAD CARRYING CAP. 10000  
TOTAL LT. WT. 123900

LT. WT. 64900



- A - BAGGAGE COMPT.
- B - DORM. COMPT.
- C - TOILETS
- D - WASHSTANDS CORNER 12 X 12
- E - FOLDING DESK AND LETTER CASE
- F - FOLDING LAV'S. A&W 251
- G - WARDROBE
- H - CREW TELEPHONE - DROP TABLE
- K - PYRENE FIRE EXT.-1QT.
- L - CREW ROOMS 1/8" PRES'DWD FLOOR
- M - 3 TIER BUNKS
- N - SHOWER BATH
- O - ELECTRIC LOCKER
- P - A.C. CONTROL PANEL
- Q - ELEC. WATER COOLER EBCO. M. Co.
- Q-I - D.C.&H. SUPPLY LOCKER
- R - STEWARD & M.R.S. ROOM RUBBER FL.
- S - UPPER & LOWER BERTH
- T - LUGGAGE RACK-2 SHELVES.
- U - RECIRC. AIR 2-20X20X2" FILTERS
- V - HOPPER - DUNER - 506 1/2
- X - CHAIR HOPPER DUNER 518

- 1 - ICE ENGINE MODEL-E
- 2 - A.C. CONDENSER-AIR
- 3 - A.C. SUB-COOLER
- 4 - WATER TANKS - 300 GAL. CAP.
- 5 - AIR BRAKE EQUIPT.
- 6 - FUEL TANKS 2 CAB'T. 3 CYL. EA. & 1 CAB. 2 CYL.
- 7 - ENGINE GENERATOR MODEL-FC-X 7 1/2 K.W.
- 8 - BATT. BOX EXIDE E-1A-23-484 AMP. HR. 8 HR. RATE
- 9 - WATER FILLER-BOTH SIDES
- 10 - CHARGING RECPT.-BOTH SIDES
- 11 - VENTS- 7 1/2" EXH FANS. DIEHL CO.
- 12 - FRESH AIR INTAKE  
1-25X 9'X 6" & 1-25X 9"X 2" FILTERS
- 13 - VENT-EXH BLOWER
- 14 - JUNCTION BOXES
- 15 - CABLE DUCT
- 16 - A.C. EQUIPT. ABOVE
- 17 - WRECKING TOOLS
- 18 - ICE ENGINE CONTROL
- 19 - FIRE EXT. 2 1/2 GAL.
- 20 - D.C.&H. ICE BOX
- 21 - FOLDING BAGGAGE RACK

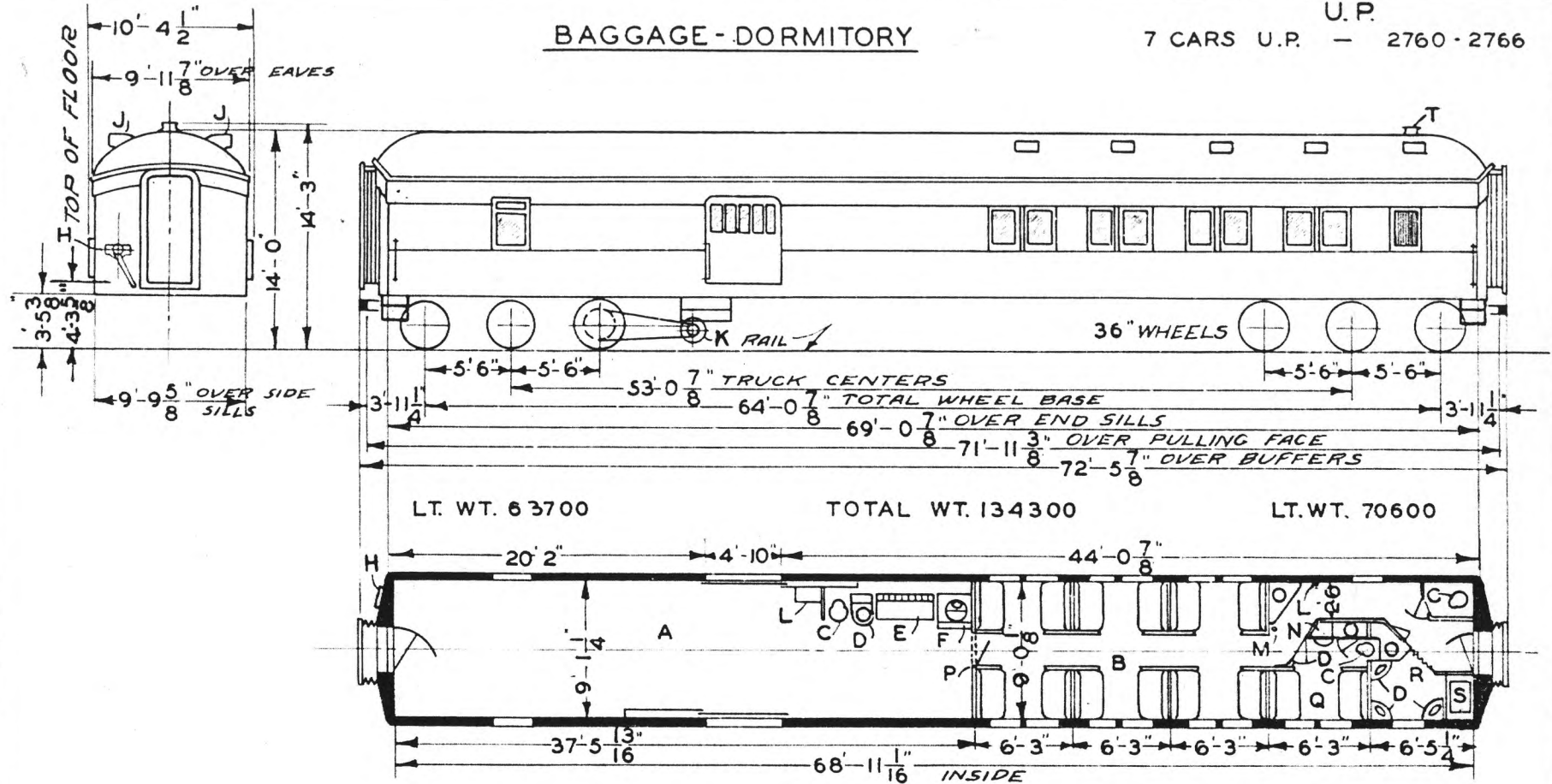
AXLES 6" X 11"  
WATER SYSTEM-AIR PRESURE  
STEAM HEAT - FLOOR & OVERHEAD  
UNIT FIN RADIATION  
SASH- P.P. GL. Co DEHY'D. 1/4" PL'T. & SFTY.  
WATER FILTER EVER-PURE No. 3-D  
H.S.C.-SPEED GOV. CONTROLLED AIR  
BRAKES  
BUILT P.S.C.M.Co. 1941  
A.C. " & WAUKESHA  
PLAN 7443 LOT 6635 P.S.C.M.Co.  
FLOOR PLAN P.S.C.M.Co. 82-B-1-E  
FLOOR PLAN 237-ST-3788

UNION PACIFIC RAILROAD  
RESEARCH AND  
MECHANICAL STANDARDS

		12-6	DATE	DIAGRAM
		4C		P-1-25
	A	ISSUE		DRAWN
				10-27-42

# BAGGAGE - DORMITORY

U.P.  
7 CARS U.P. - 2760 - 2766



- A - BAGGAGE COMPT.
- B - BERTH SECTION
- C - HOPPER
- D - WASH STAND
- E - DESK
- F - STOVE
- G -
- H - HANDBRAKE
- I - VENTS
- J - GENERATOR
- K - SWITCHBOARD LOCKER
- L - FIRE EXT.
- M - WATER COOLER - ICE
- N - LOCKER
- O - WRECKING TOOLS
- P - STEWARDS ROOM
- Q - WASH ROOM
- R - SHOWER & BATHROOM
- S - WATER FILLER
- T - WATER FILLER

AXLES 5" X 9"  
WATER SYSTEM - GRAVITY  
STEAM HEAT - VAPOR CO.  
& STOVE

BUILT - A.C.&F. CO. - 1928  
FLOOR PLAN - D-CB-21109

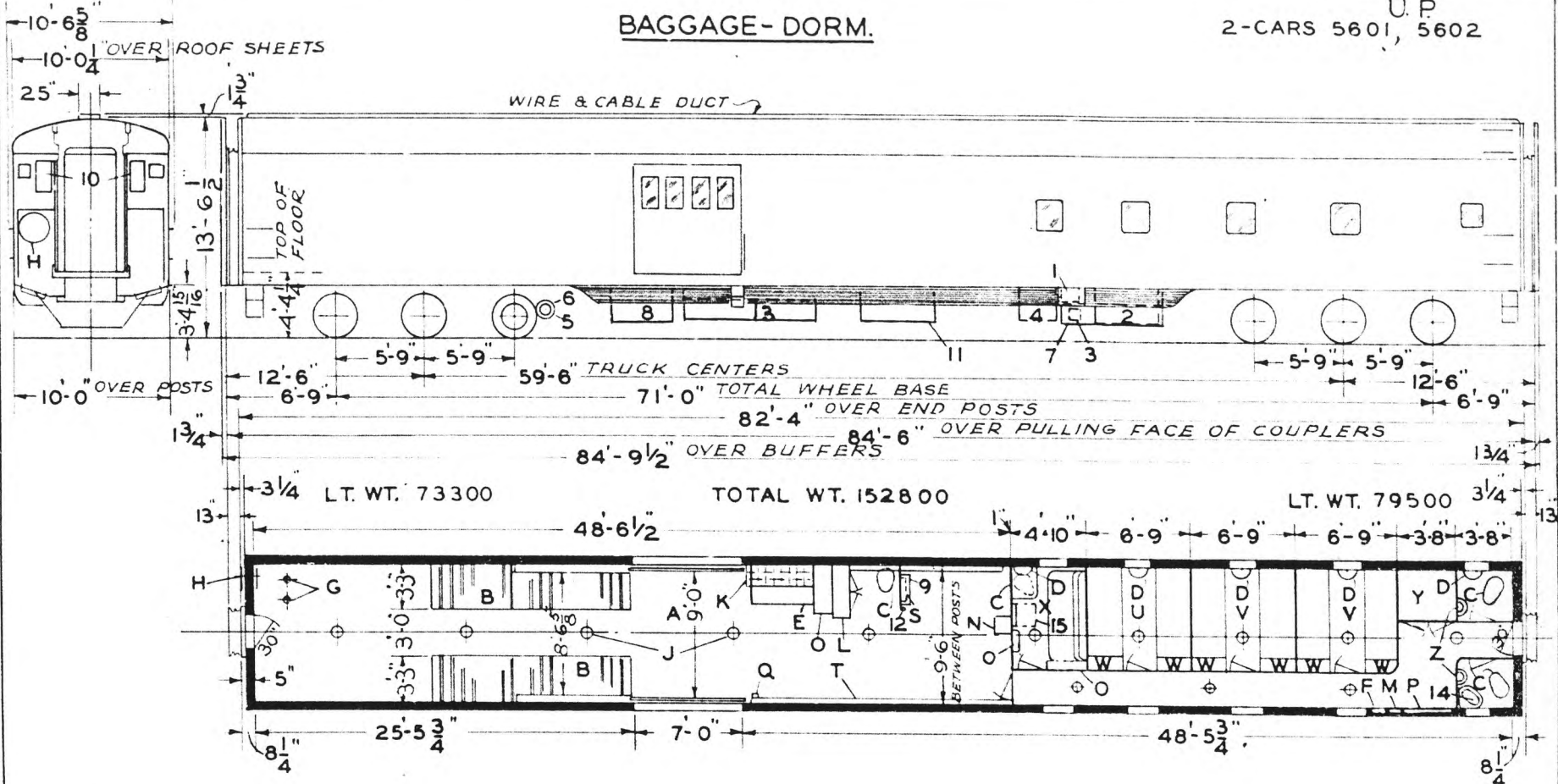
UNION PACIFIC RAILROAD CO.  
RESEARCH AND  
MECHANICAL STANDARDS

U.P. SPEC. 323

			12/10/46	DATE	DIAGRAM P-1-26
			A	ISSUE	DRAWN 10-27-41

# BAGGAGE - DORM.

U.P.  
2-CARS 5601, 5602



- A - BAGGAGE COMPT.
- B - FISH RACKS
- C - HOPPERS
- D - FOLDING WASHSTAND
- E - DESK
- F - FIRST AID KIT
- G - STANCHIONS
- H - HAND BRAKE PEACOCK NO. 860
- I - CEILING LIGHT
- J - STRETCHER HOOKS ABOVE
- K - ELECTRIC LOCKER
- L - FIRE EXT.
- M - WATER COOLER
- N - LOCKER
- O - WRECKING TOOLS
- P - ELEC. PNUE. SIGNAL VALVE
- Q - BAGGAGE ROLLERS
- R - FIN TUBING RADIATOR
- S - 2 TIER BUNKS
- T - 3 TIER BUNKS
- U - CLOTHES LOCKER
- V - STEWARD & BARBER ROOM
- W - LINEN LOCKER
- X - DENTAL BOWL

- 1 - BATT. CHNGG. RECPT.
- 2 - " BOX EDISON 500 AMP
- 3 - QUICK SERVICE VALVE
- 4 - SUB COOLER
- 5 - GEN. 4KW TRK. MTD. S.C.H. & L.CO.
- 6 - D.L. JENNING GEN. DRIVE
- 7 - SUPPLY RESERVOIR
- 8 - FUEL CABINET
- 9 - WAB SPEED CONTROL LOCKER
- 10 - JUNCTION BOX
- 11 - WAUKESHA - ICE ENGINE
- 12 - DOOR OPENER LEVER
- 13 - WATER TANKS
- 14 - WASH STAND
- 15 - DROP TABLE

TIGHT LOCK COUPLERS  
A.A.R. RADIAL CONN. YOKE  
TWIN CUSHION  
WAUGHMAT - DRAFT GEAR

AXLES 6" X 11" - ROLLER BEARINGS.  
WATER SYSTEM - PRESSURE SYSTEM.  
STEAM HEAT - UNIT FIN RADIATION.  
FLOOR - BAGG. SEC. BLOX-ON-END.  
FLOOR - DORM. SEC. 1/8" TEMP PRES. WOOD.  
HSC SPEED GOV. CONTROL AIR BRAKES.  
1198 - 2 1/2" FLEX. STEAM CONDUIT.

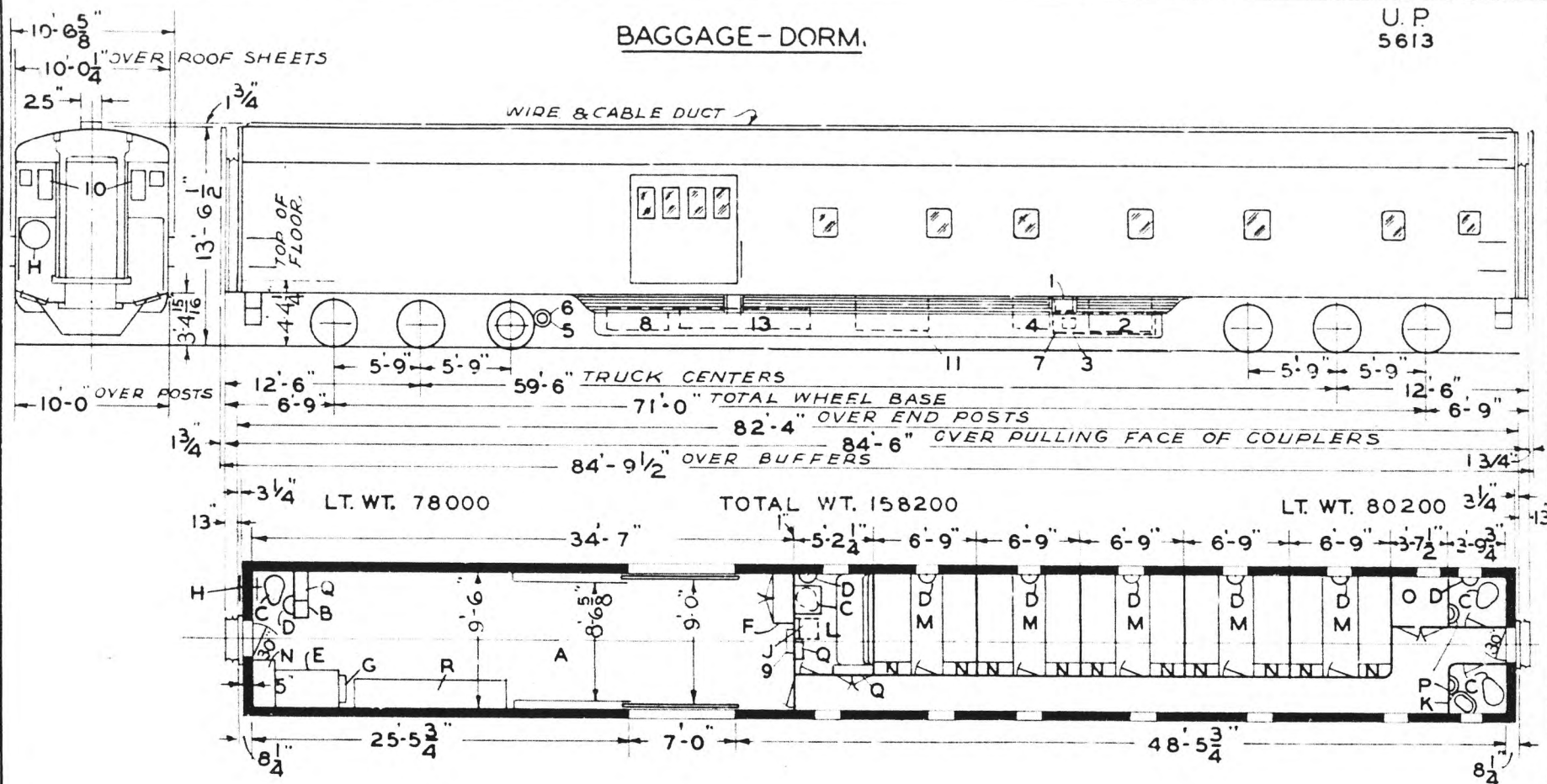
BUILT P.S.C.M.CO. 1941  
FLOOR PLAN 7469 LOT 6664  
" " 237 CB 22829  
REMDLD. FLOOR PLAN 237 CB 24270

UNION PACIFIC RAILROAD CO  
RESEARCH AND  
MECHANICAL STANDARDS

				ISSUE DATE	DIAGRAM
					P-1-27
				ISSUE DATE	DRAWN
					9-1-49

# BAGGAGE - DORM.

U. P.  
5613



- A - BAGGAGE COMPT.
- B - WATER COOLER
- C - HOPPERS
- D - FOLDING WASH STAND
- E - DESK
- F - ELECTRIC LOCKER
- G - BAGGAGE ROLLERS
- H - HAND BRAKE PEACOCK NO. 860
- I - DROP TABLE
- J - WASH STAND
- K - STEWARDS ROOM
- L - 3 TIER BUNKS
- M - CLOTHES LOCKER
- N - LINEN LOCKER
- O - DENTAL BOWL
- P - LOCKER
- Q - FOLDING BAGG. RACK

- 1 - BATT. CHNG. REC'T.
- 2 - " BOX EDISON 500 AMP
- 3 - QUICK SERVICE VALVE
- 4 - SUB COOLER
- 5 - GEN. 4KW TRK. MTD. S.C.H. & L.CO.
- 6 - DL. JENNING GEN. DRIVE
- 7 - SUPPLY RESERVOIR
- 8 - FUEL CABINET
- 9 - WAB-AIR BRAKE RELAY PANEL BOX
- 10 - JUNCTION BOX
- 11 - WAUKESHA-ICE ENGINE
- 12 - WATER TANKS
- 13 - WATER TANKS

AXLES 6" X 11" - ROLLER BEARINGS.  
WATER SYSTEM - PRESSURE SYSTEM.  
STEAM HEAT - UNIT FIN RADIATION.  
FLOOR - BAGG. SEC. BLOX-ON- END.  
FLOOR- DORM. SEC. 1/8" TEMP. PRES'D WOOD  
HSC SPEED GOV. CONTROL AIR BRAKES.  
1196-2 1/2" FLEX. STEAM CONDUIT.  
WATER HEATER - #588-2.  
MIXING VALVE - #525.

BUILT P.S.C.M. CO. 1941  
FLOOR PLAN 7489 LOT 6664  
237 CB 22829

REMDLD. FLOOR PLAN 237 CB 24326

UNION PACIFIC RAILROAD CO.

RESEARCH AND

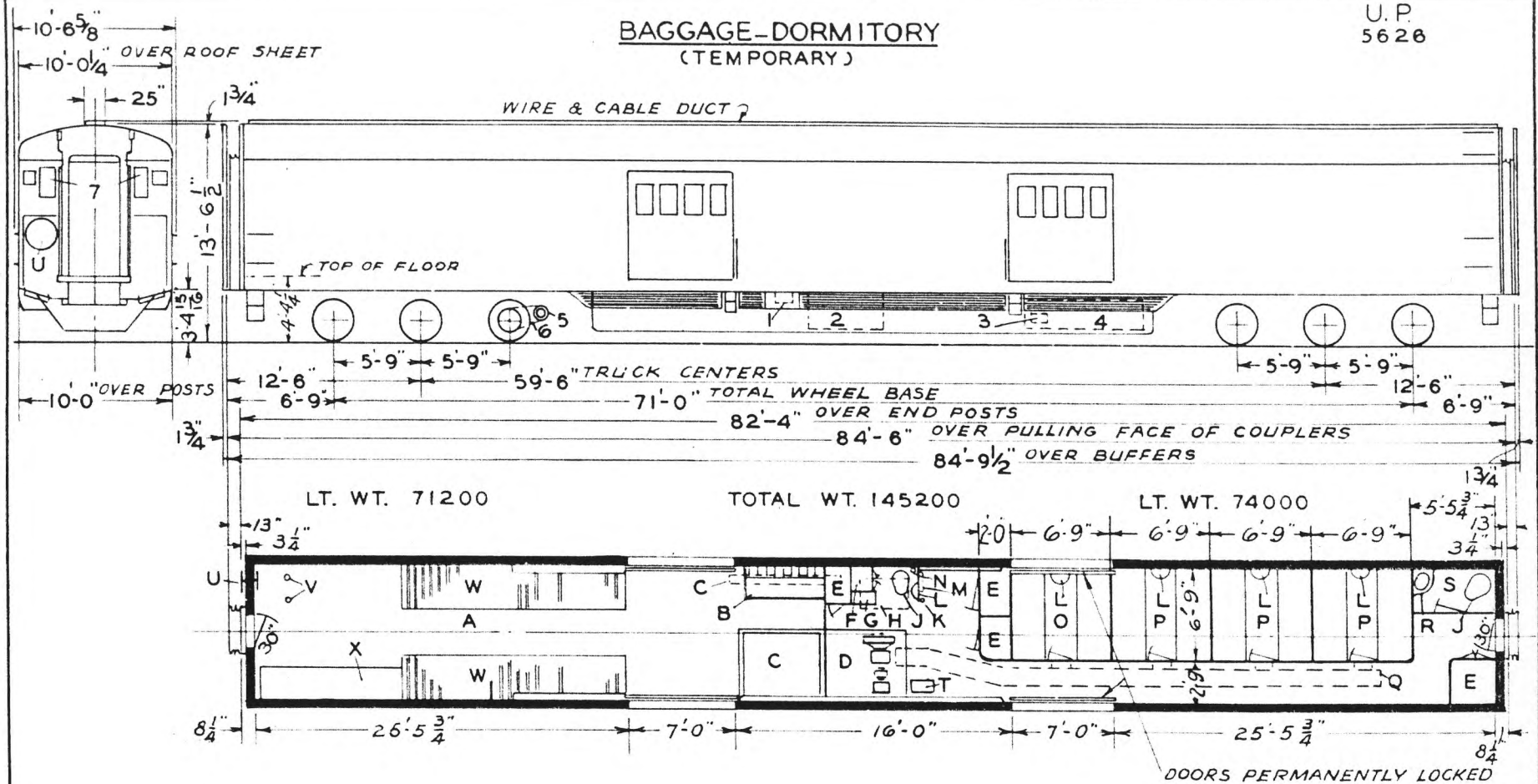
MECHANICAL STANDARDS

TIGHT LOCK COUPLERS  
A.A.R. RADIAL CONN. YOKE  
TWIN CUSHION  
WAUGHMAT - DRAFT GEAR

					ISSUE DATE	DIAGRAM P-1-28
						DRAWN 9-1-49

**BAGGAGE-DORMITORY  
(TEMPORARY)**

U. P.  
5628



- A - BAGGAGE COMPT.
- B - DESK
- C - ICE BOX
- D - A.C. - ICE ACTIVATED
- E - LOCKER
- F - ELECTRIC LOCKER
- G - WATER COOLER -573 GIESSEL
- H - OVERHEAD WATER TANK
- I - HOPPER
- J - DOOR OPENER LEVER
- K - FOLDING WASH STAND
- L - BAGGAGE ROLLERS
- M - FIRE EXT. 2 1/2 GAL.
- N - 2 TIER BUNKS
- O - 3 TIER BUNKS
- P - DUCT
- Q - WASHSTAND
- R - TOILET
- S - PUMP
- T - HANDBRAKE
- U - STANCHIONS
- V - FISH RACKS
- W - FOLDING BAGGAGE RACK
- X - FOLDING BAGGAGE RACK

- 1 - BATTERY CHGNG. RECEPT.
- 2 - BATTERY BOX EDISON 500 AMP.
- 3 - QUICK SERVICE VALVE
- 4 - SUPPLY RESERVOIR
- 5 - GENERATOR -4 KW TRK. MTD. S.C.H.&L.
- 6 - D.L. JENNING GEN. DRIVE
- 7 - JUNCTION BOX

- ROLLER BEARINGS.
- AXLES 6" X 11"
- WATER SYSTEM - GRAVITY.
- STEAM HEAT - UNIT FIN RADIATION.
- FLOOR - BLOX - ON - END.
- HSC SPEED GOV. CONTROL AIR BRAKES.

TIGHT LOCK COUPLERS  
A.A.R. RADIAL CONN. YOKE  
TWIN CUSHION  
WAUGHMAT DRAFT GEAR

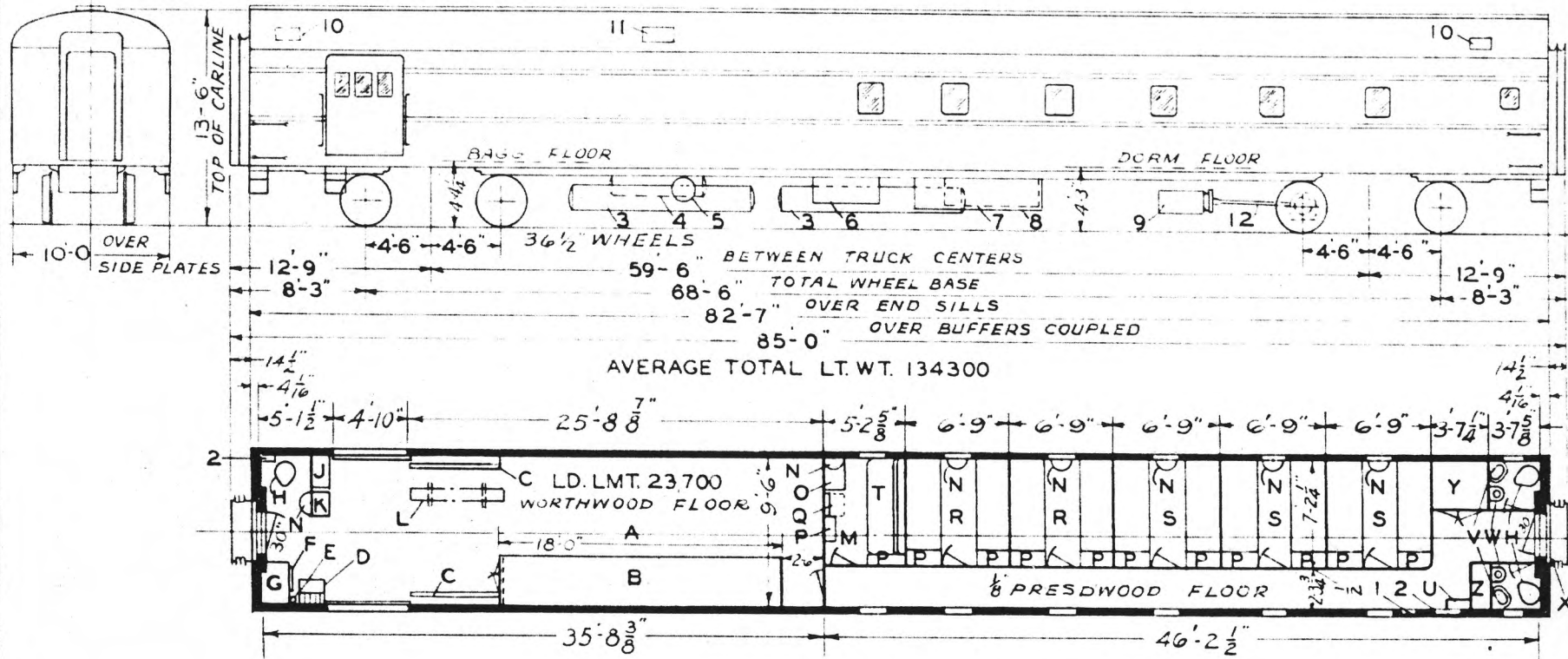
BUILT P.S.C.M. CO. 1941  
FLOOR PLAN 7489 LOT 8684  
" 237 - CB - 22829  
TEMP BAGG. DORM. FLOOR PLAN  
237 - CB - 24559

UNION PACIFIC RAILROAD CO.  
RESEARCH AND  
MECHANICAL STANDARDS

				ISSUE DATE	DIAGRAM
					P-1-28-A
					DRAWN
					9-1-49

# BAGGAGE DORM.

U.P.  
9-CARS 6000-6008



AVERAGE TOTAL LT. WT. 134300

- A - BAGGAGE ROOM
- B - LUGGAGE RACK
- C - DOOR GUARD
- D - FOLDING DESK & LETTER CASE
- E - FIRE EXT. 2 1/2 GAL. PUMP TANK
- F - BAGGAGE ROLLERS
- G - WARDROBE
- H - HOPPER
- J - SUPPLY LOCKER
- K - ELECT. WATER COOLER
- L - STRETCHER HOOKS ABOVE
- M - STEWARDS ROOM
- N - FOLDING LAVATORY
- O - CHAIR HOPPER
- P - LOCKERS
- Q - DROP TABLE
- R - 2-TIER BUNKS
- S - 3-TIER BUNKS
- T - UPPER & LOWER BERTH
- U - A. C. LOCKER
- V - WASH BASIN
- W - DENTAL BOWL
- X - HAND BRAKE
- Y - SOILED LINEN LOCKER
- Z - ELECTRIC LOCKER

- 1 - FLASH LIGHT CABINET-FIRST AID KIT-FIRE EXT.
- 2 - WRECKING TOOL CASE
- 3 - WATER TANKS
- 4 - AIR SUPPLY RESERVOIRS
- 5 - WATER PRESSURE RESERVOIR
- 6 - FRIGIDAIRE A. C. COMPRESSOR ER-3684
- 7 - FRIGIDAIRE EVAP. CONDENSER ER-2810
- 8 - BATTERY BOX
- 9 - MOTOR GENERATOR G.M.G. -150-A2
- 10 - EXHAUST VENT.
- 11 - FRESH AIR INTAKE VENT.
- 12 - SPICER DRIVE

- ROLLER BEARINGS
- AXLES - 8" X 11"
- WATER SYSTEM - AIR PRESSURE
- STEAM HEAT-UNIT FIN RADIATION
- SASH-1/4" SAFETY GLASS INSIDE
- 1/4" SOLEX " OUTSIDE
- COUPLER-TIGHTLOCK TYPE-H
- DRAFT GEAR-WAUGHMAT TWIN CUSHION

BUILT A.C.F. CO.  
FLOOR PLAN 7667154 - LOT 3029

UNION PACIFIC RAILROAD CO.

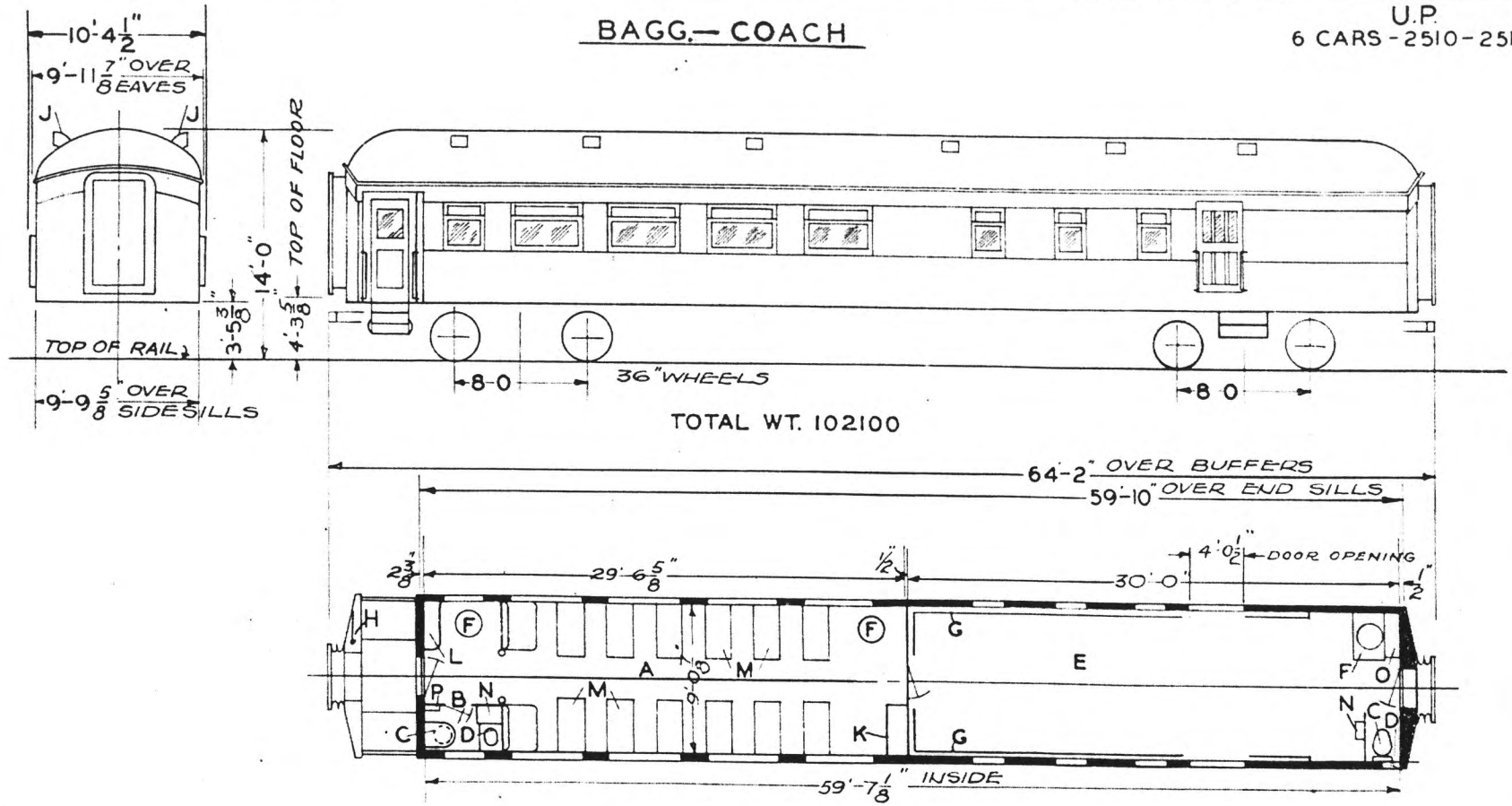
RESEARCH AND MECHANICAL STANDARDS

									DIAGRAM P-1-29
									DRAWN 9-1-49



BAGG.- COACH

U.P.  
6 CARS - 2510-2515



- A - PASSENGER COMP'T. CAP-36
- B - MENS TOILET
- C - HOPPER
- D - WASHSTAND
- E - BAGG. COMPARTMENT
- F - STOVE
- G - STEAM COILS
- H - HANDBRAKE
- J - VENTS
- K - DESK
- L - SWITCHBOARD
- M - SEATS-RED PLUSH
- N - WATER COOLER
- O - LOCKER
- P - WRECKING TOOLS
- Q
- R
- S
- T

ALL CARS EQUIPPED WITH  
AXLE GEN.

AXLES 5"X9"  
WATER SYSTEM-GRAVITY  
STEAM HEAT-VAPOR CO. & STOVE.

BUILT - P.C.&M. CORP. - 1912

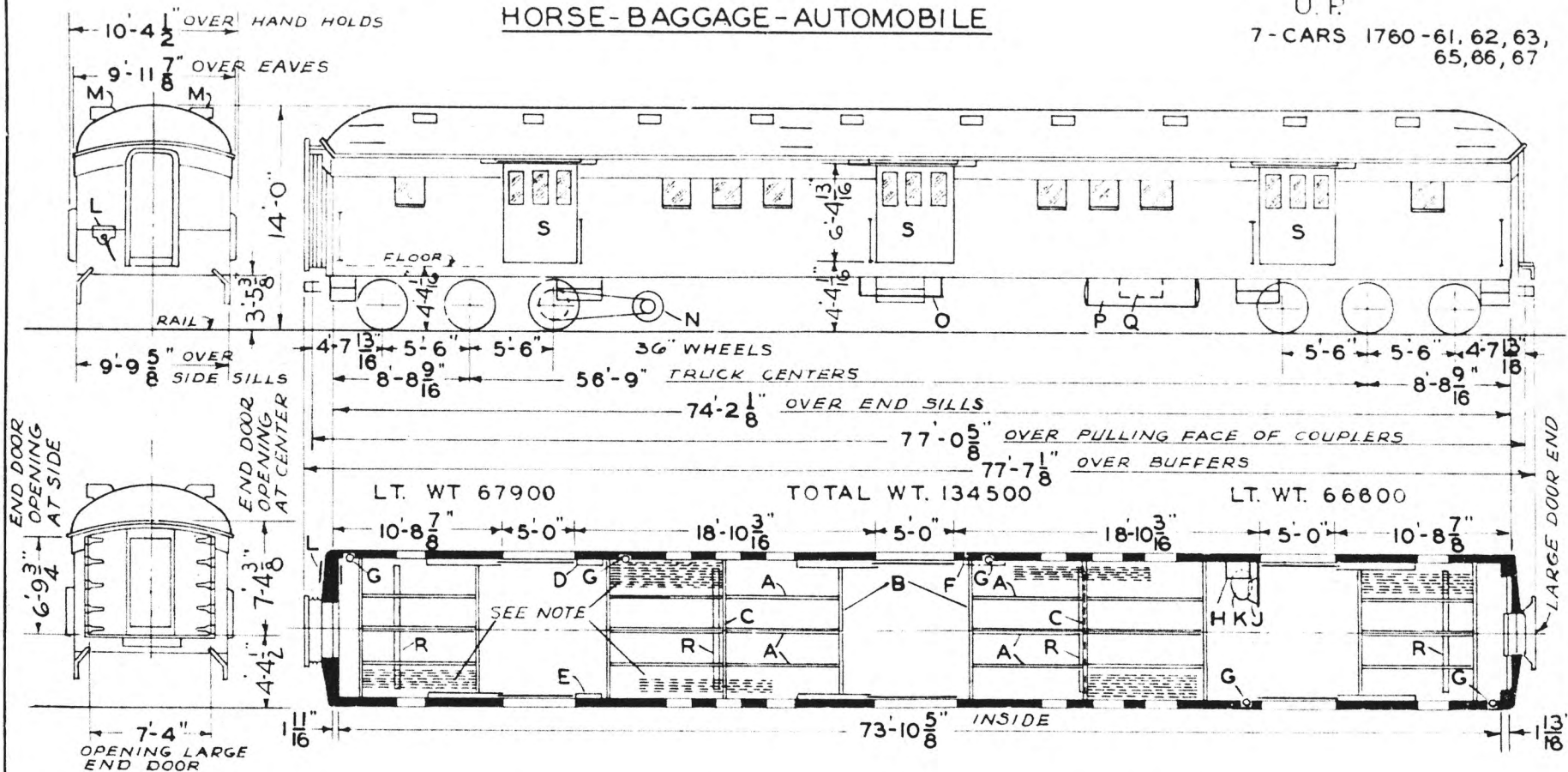
FL. PL. 237 CB 23607

UNION PACIFIC RAILROAD CO.  
RESEARCH AND  
MECHANICAL STANDARDS

			12-10-46	DIAGRAM
			ISSUE DATE	P-1-30
		A	ISSUE DATE	DRAWN
				10-27-41

# HORSE-BAGGAGE-AUTOMOBILE

U. P.  
7-CARS 1760-61, 62, 63,  
65, 66, 67



- A - STALL PARTITIONS
- B - BREAST BARS
- C - CROSS PARTITIONS
- D - REGULATOR LOCKER
- E - SWITCHBOARD LOCKER
- F - WRECKING TOOLS - ABOVE
- G - FIRE EXT.
- H - WATER COOLER - GIESSEL NO. 946
- I - FOLDING LAVATORY - ADAMS & WESTLAKE NO. 251
- J - HOPPER - DUNER NO. 502
- K - HAND BRAKE
- L - VENTS
- M - GENERATOR
- N - BATTERY BOX
- O - WATER TANKS
- P - A.P.W.S. RESERVOIR
- Q - URINE DRAIN
- R - SIDE DOORS - PLYWOOD WITH STAINLESS STEEL FACING

ARRANGED FOR MAX. 18 OR 24 HOARSES

CARS 1764, 1768 SEE P-1-13-A

AXLES 5" X 9"  
WATER SYSTEM - PRESSURE.  
OVER HEAD STEAM HEAT.  
SASH - 1/4" POLISHED WIRE GLASS.

**NOTE**  
STALL PARTITIONS WHEN NOT IN USE  
MUST BE STORED AS SHOWN.

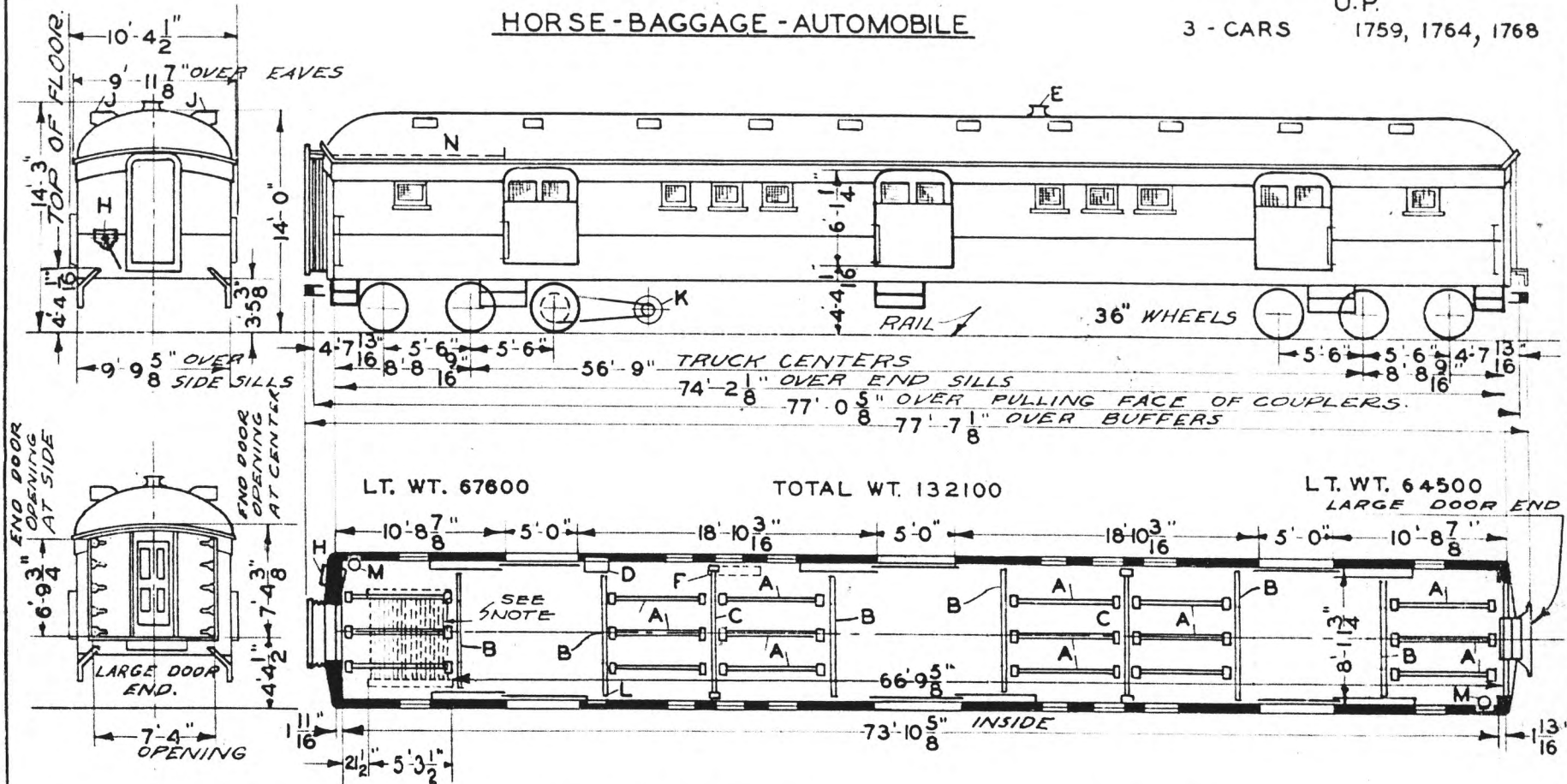
BUILT - A. C. & F. CO. 1924  
GEN. DESIGN - D-CB-20764  
FLOOR PLAN - D-CB-20782  
MODERNIZED OMAHA SHOPS 1948  
FLOOR PLAN 235-CB-24651

UNION PACIFIC RAILROAD CO.  
RESEARCH AND  
MECHANICAL STANDARDS

					DIAGRAM P-1-31
					DRAWN 9-1-49

# HORSE - BAGGAGE - AUTOMOBILE

U.P.  
3 - CARS 1759, 1764, 1768



- A - STALL PARTITIONS
- B - BREAST BARS
- C - BULL BAR
- D - REGULATOR LOCKER
- E - WATER FILLER
- F - WRECKING TOOLS
- G - HANDBRAKE
- H - VENTS
- I - GENERATOR
- J - SWITCHBOARD LOCKER
- K - FIRE EXT.
- L - FEED TROUGH STORAGE SHELF

MAX. CAP. 24 HORSES

- AXLES 5 X 9
- WATER SYSTEM - GRAVITY
- STEAM HEAT - VAPOR CO. WALL COILS
- SASH - 1/4" POLISHED WIRE GLASS

BUILT - A.C. & F. CO. - 1924  
GEN. DESIGN - D-CB-20764  
FLOOR PLAN - D-CB-20782

UNION PACIFIC RAILROAD CO.  
RESEARCH AND  
MECHANICAL STANDARDS

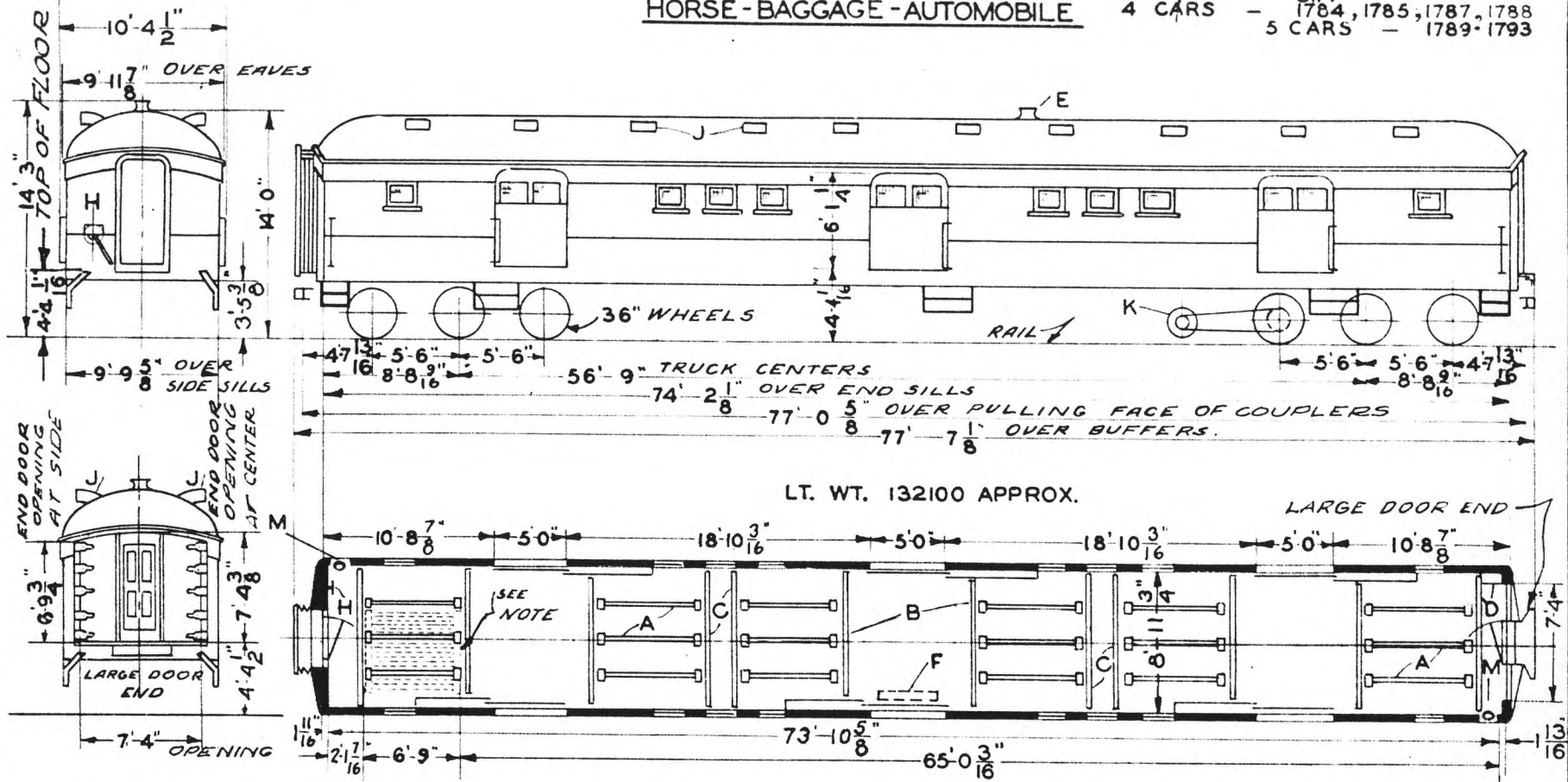
NOTE -  
STALL PARTITIONS WHEN NOT  
IN USE MUST BE STORED AT  
HANDBRAKE END OF CAR

U.P. SPEC. 321

				12-10-46	DIAGRAM P-1-31-A
			A	1551E DHTA	DRAWN 10-27-41

HORSE - BAGGAGE - AUTOMOBILE

4 CARS - U.P. 1784, 1785, 1787, 1788  
5 CARS - 1789-1793



- A - STALL PARTITIONS
- B - BREAST BAR
- C - BULL BARS
- D - REGULATOR & SWITCHBOARD LOCKER
- E - WATER FILLER
- F - WRECKING TOOLS
- G - HAND - BRAKE
- H - VENTS
- I - GENERATOR
- M - FIRE EXT.

MAX. CAP. 24 HORSES  
 TROUGHS AND BULL BARS STORED  
 ON CEILING NEAR SIDE PLATES  
 OF CAR

AXLES 5' X 9"  
 WATER SYSTEM - GRAVITY  
 STEAM HEAT-VAPOR CO. WALL COILS  
 SASH-1/4" POLISHED WIRE GLASS

1784-85-87-88 BUILT A.C. & F. Co. 1926  
 1789 TO 93 " BETH. S. Co. 1927  
 GEN. DESIGN D-CB-20764  
 INTERIOR ARRGT. D-CB-20996

UNION PACIFIC RAILROAD CO.  
 RESEARCH AND  
 MECHANICAL STANDARDS

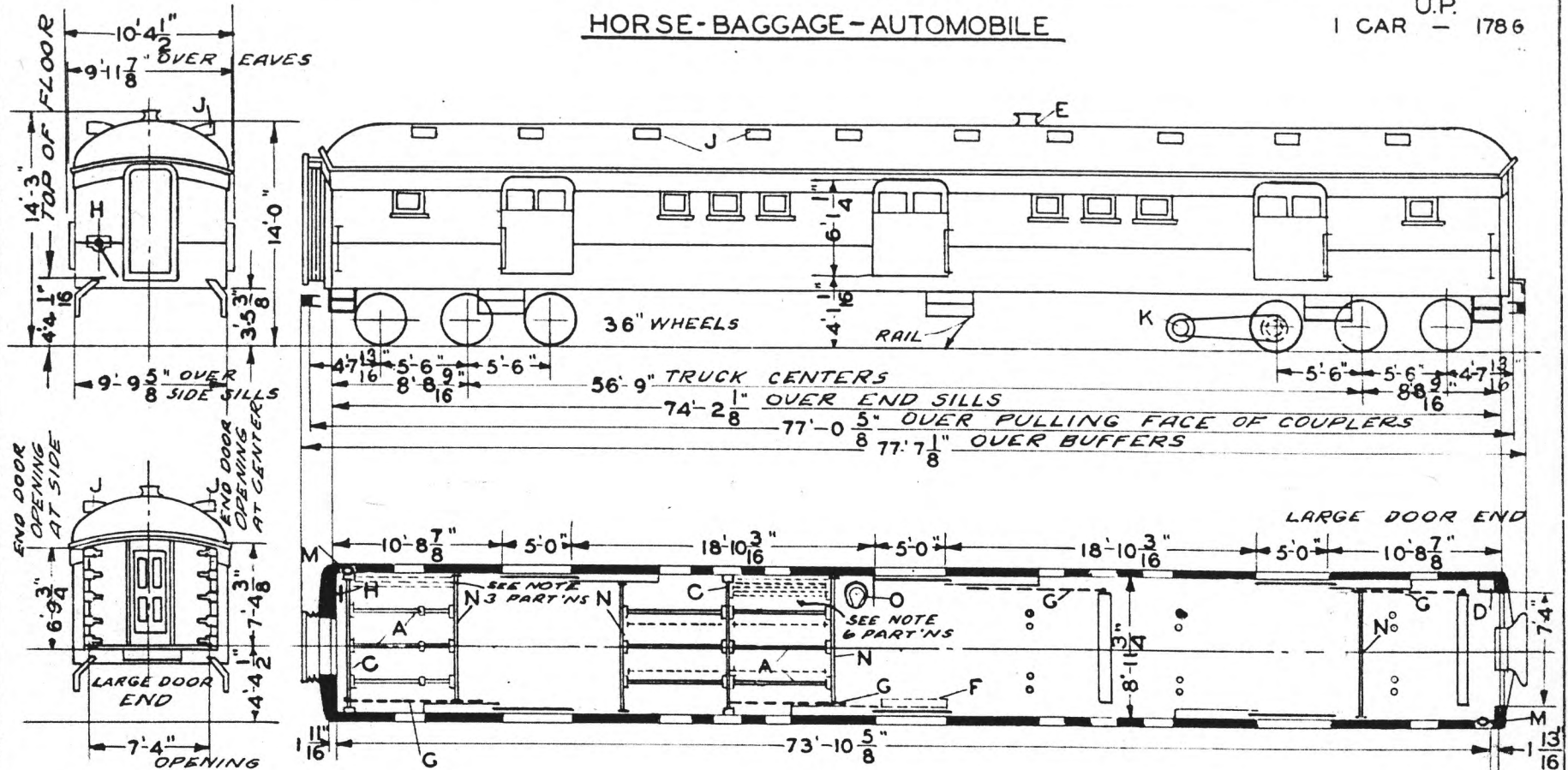
NOTE -  
 STALL PARTITIONS WHEN NOT  
 IN USE MUST BE STORED AT  
 HANDBRAKE END OF CAR

U. P. SPEC 321

12-10	46	DIAGRAM
A	ISSUE DATE	P-1-32
		DRAWN
		10-27-41

# HORSE-BAGGAGE-AUTOMOBILE

U.P.  
1 CAR - 1786



- A - STALL PARTITIONS
- B - KICKBOARD
- C - REGULATOR & SW-BEARD LOCKER
- D - WATER FILLER
- E - WRECKING TOOLS
- F - KICKBOARD IN STORED POSITION
- G - HANDBRAKE
- H - VENTS
- I - GENERATOR
- J - FIRE EXT.
- K - BREAST BARS
- L - FLUSH HOPPER

MAX. CAP. 24 HORSES

TROUGHS AND BREAST BARS  
STORED ON CEILING NEAR SIDE  
PLATES OF CAR

AXLES 5" X 9"  
WATER SYSTEM - GRAVITY  
STEAM HEAT-VAPOR CO. - WALL COILS  
SASH - 1/4" POLISHED WIRE GLASS

BUILT A.C. & F. CO. - 1926  
GEN. DESIGN D - CB - 20764  
FLOOR PLAN D - CB - 21983  
REMODELED - OMAHA - 1936

UNION PACIFIC RAILROAD CO.  
RESEARCH AND  
MECHANICAL STANDARDS

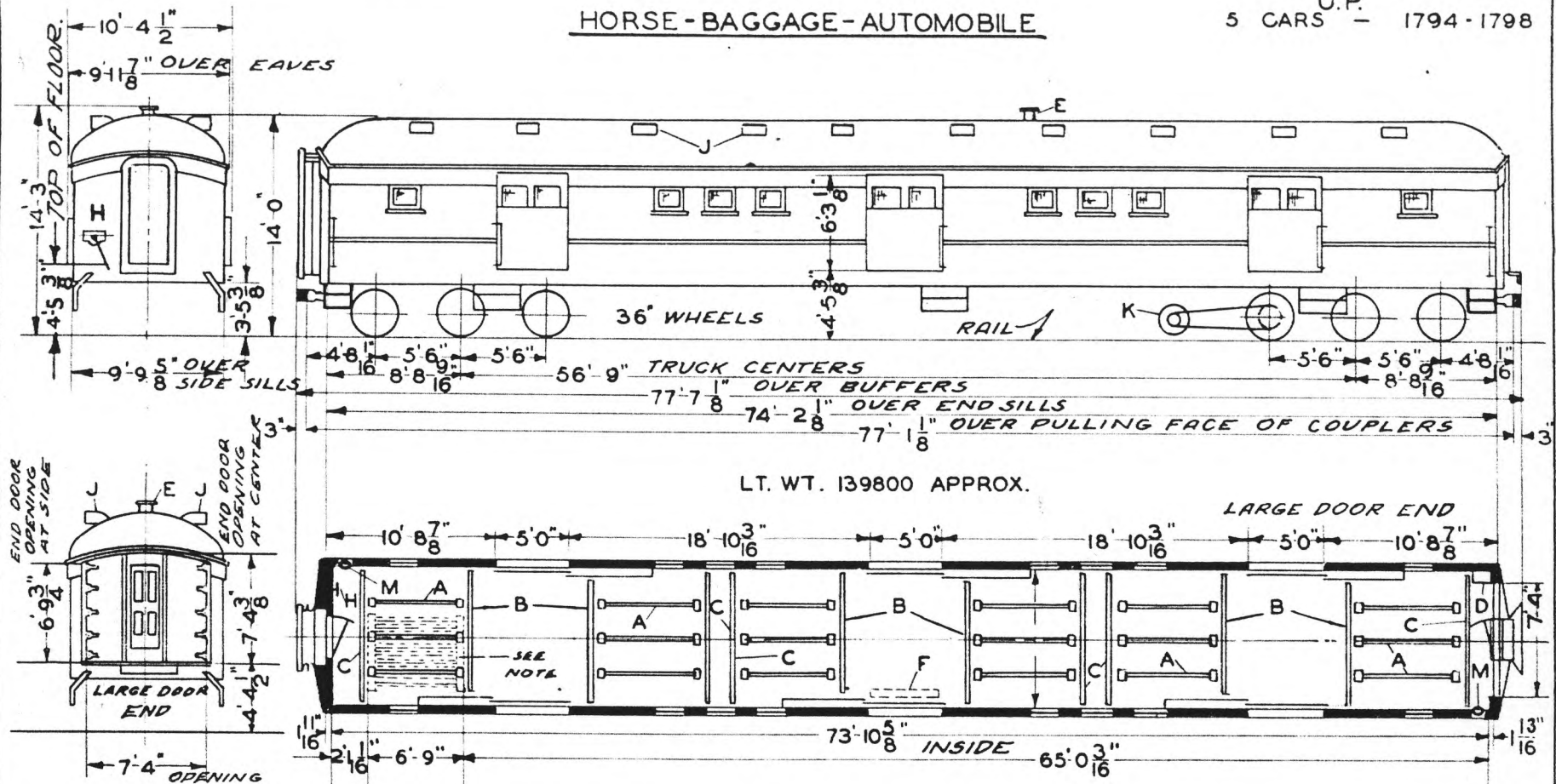
NOTE  
STALL PARTITIONS WHEN NOT  
IN USE MUST BE STORED IN  
LOCATION, AS SHOWN

U.P. SPEC. 321

				12-46	DIAGRAM
					P-1-33
			A	ISSUE DATE	DRAWN
					10-27-41

HORSE - BAGGAGE - AUTOMOBILE

U.P.  
5 CARS - 1794 - 1798



- A - STALL PARTITIONS
- B - BREAST BARS
- C - BULL BAR
- D - REGULATOR & SWITCHBOARD LOCKER
- F - WATER FILLER
- M - WRECKING TOOLS
- I - HANDBRAKE
- J - VENTS
- K - GENERATOR
- L - FIRE EXT.

MAX. CAP. 24 HORSES  
TROUGH AND BULL BARS STORED  
ON CEILING NEAR SIDE PLATES  
OF CAR.

AXLES 5' X 9"  
WATER SYSTEM - GRAVITY  
STEAM HEAT-VAPOR CO - WALL COILS  
SASH - 1/4" POLISHED WIRE GLASS  
BLOX ON END FLOOR

BUILT BETH. S. CO. 1929  
GEN. DESIGN 236 CB 21454  
FLOOR PLAN 286 CB 21480  
CAST INTEGRAL PEDESTAL TRUCKS

UNION PACIFIC RAILROAD CO.  
RESEARCH AND  
MECHANICAL STANDARDS

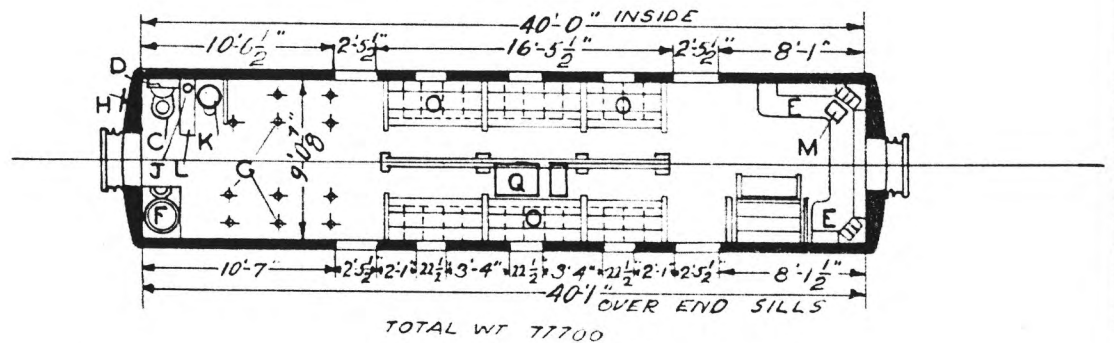
NOTE  
STALL PARTITIONS WHEN NOT  
IN USE MUST BE STORED IN  
HANDBRAKE END OF CAR

U.P. SPEC. 321

				12-20 46	DIAGRAM P-1-34
				A	DRAWN 10-27-41

POSTAL

U. P.  
1 CAR - 2021



- A -
- B -
- C - HOPPER
- D - WASH STAND
- E - TABLE-LETTER CASES ABOVE-DRAWERS BELOW
- F - STOVE
- G - STANCHIONS
- H - HANDBRAKE
- I - FIRE EXT.
- J - WATER COOLER
- K - LOCKER
- L - RUBBER PAD
- M -
- N -
- O - BAG RACKS-PAPER
- P - BOXES ABOVE
- Q - TRAY

CAR EQUIPPED WITH GAS LIGHTS

AXLES 5" X 9"  
WATER SYSTEM - GRAVITY

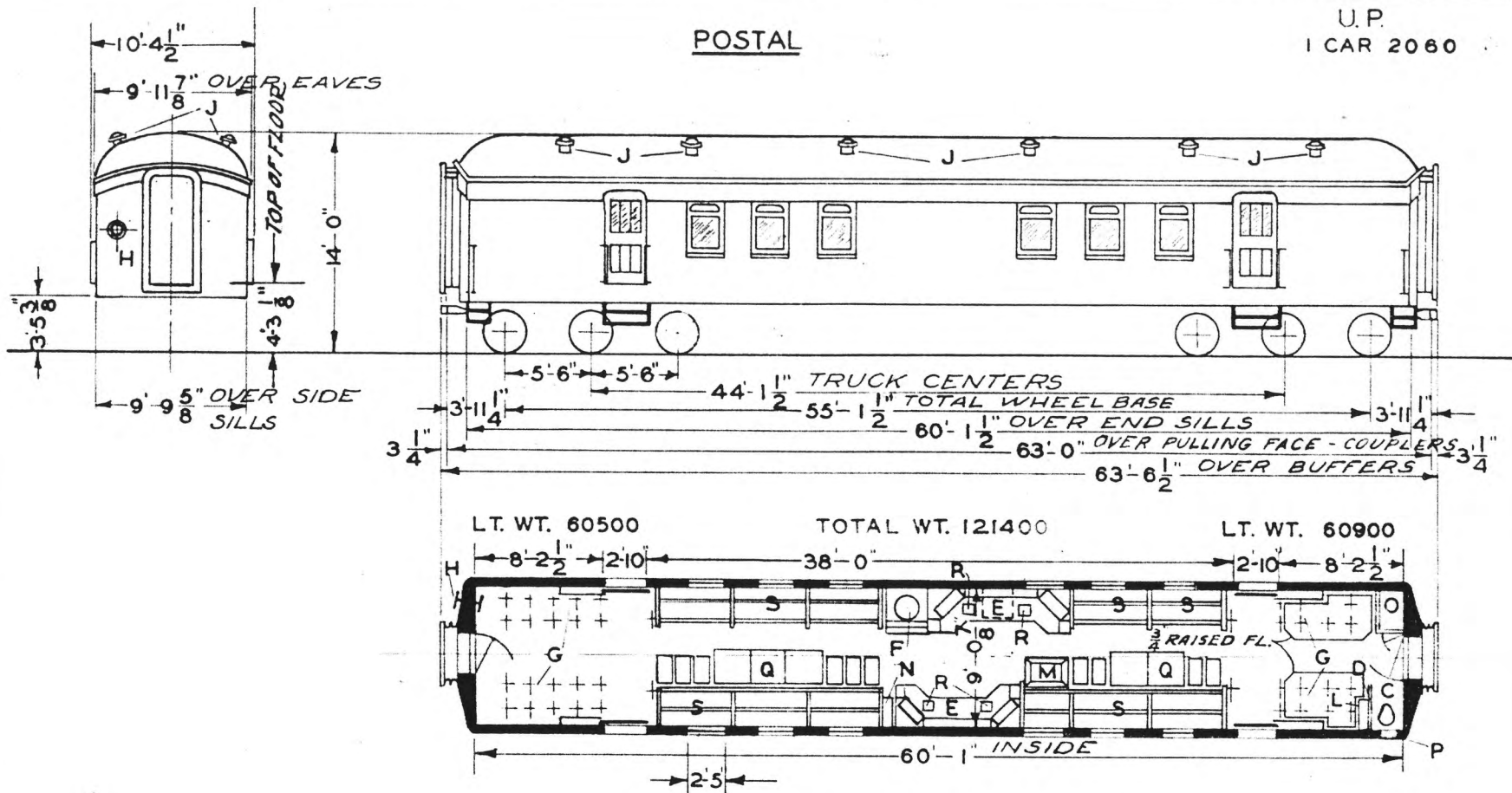
BUILT P.C.&M. CORP. 1909

UNION PACIFIC RAILROAD CO  
RESEARCH AND  
MECHANICAL STANDARDS

				ISSUE DATE	DIAGRAM P-2-1
					DRAWN 10-27-41

POSTAL

U.P.  
1 CAR 2060



LT. WT. 60500

TOTAL WT. 121400

LT. WT. 60900

EQUIPPED WITH AXLE GENERATORS

AXLES 5x9"  
WATER SYSTEM - GRAVITY  
STEAM HEAT - VAPOR CO.  
& STOVE

BUILT - P.C.&M. CORP. - 1913  
FLOOR PLAN - D-CB-10321

- A -
- B -
- C - HOPPER - FLUSH
- D - WASH STAND
- E - TABLES - LETTER CASES ABOVE - DRAWERS BELOW
- F - STOVE
- G - STANCHIONS
- H - HANDBRAKE
- I -
- J - VENTS
- K -
- L - ELEC. REG. LOCKER
- M - TRAY
- N - WATER COOLER
- O - LOCKER
- P - WRECKING TOOLS
- Q - PAPER DISTR. TABLE
- R - RUBBER PAD
- S - BAG RACKS - PAPER BOXES ABOVE

UNION PACIFIC RAILROAD CO.  
RESEARCH AND  
MECHANICAL STANDARDS

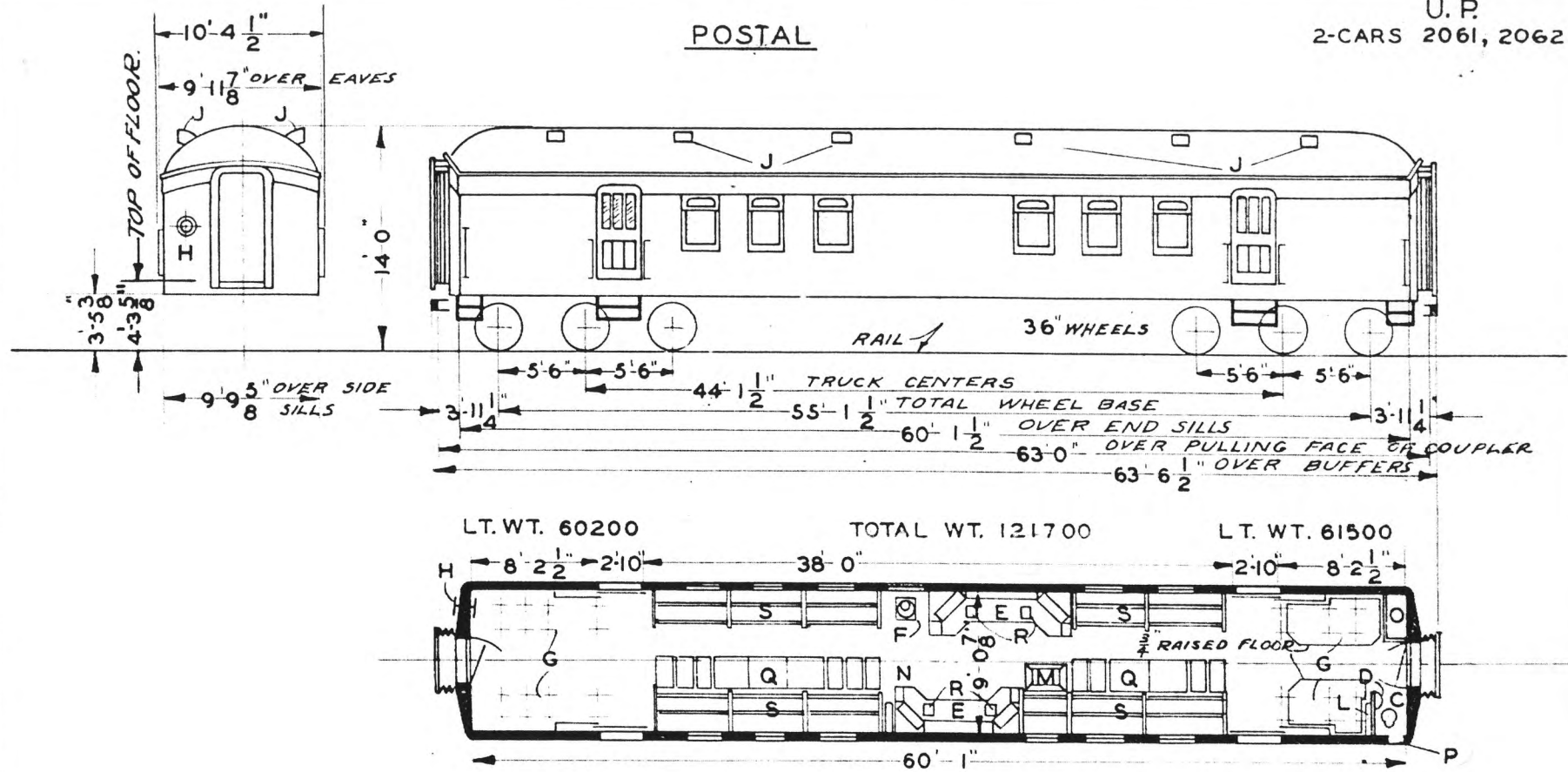
U.P. SPEC. 209

		12-10-46	5-12-42	DATE	DIAGRAM P-2-2
		B	A	ISSUE	DRAWN 10-27-41



POSTAL

U. P.  
2-CARS 2061, 2062



- A -
- B -
- C - HOPPER - FLUSH
- D - WASH STAND
- E - TABLES-LETTER CASES - ABOVE
- F - STOVE
- G - STANCHIONS
- H - HANDBRAKE
- I - VENTS
- J -
- K -
- L - ELEC. REG. LOCKER
- M - TRAY
- N - WATER COOLER
- O - LOCKER
- P - WRECKING TOOLS
- Q - PAPER DISTR. TABLES
- R - RUBBER PAD
- S - BAG RACK-PAPER BOXES ABOVE

EQUIPPED WITH AXLE GEN.

AXLES 5'X 9"  
WATER SYSTEM - GRAVITY  
STEAM HEAT - VAPOR CO. -  
& STOVE

BUILT - P.C. & M. CORP. - 1914  
FLOOR PLAN - D-CB-10321

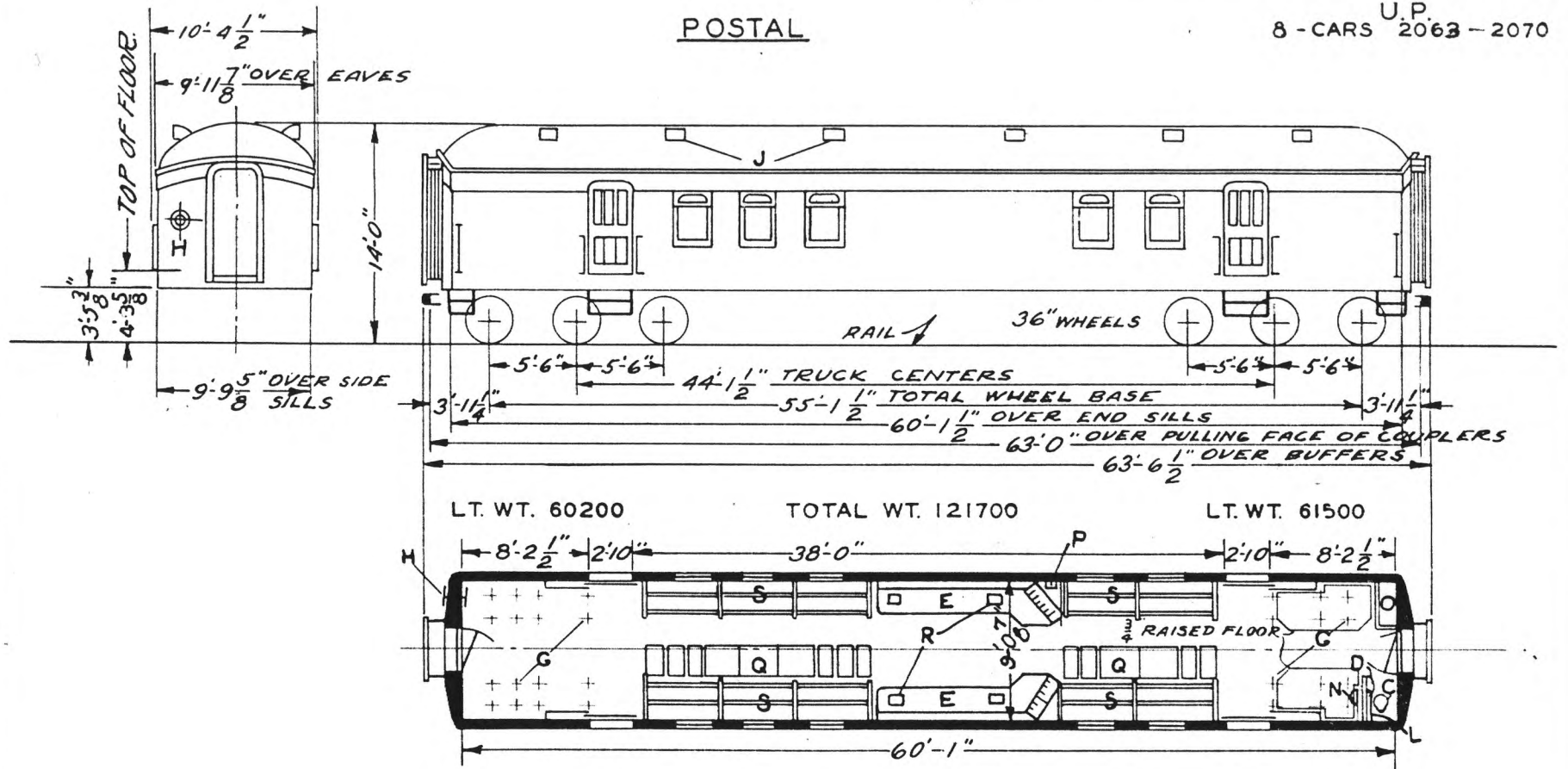
UNION PACIFIC RAILROAD CO.  
RESEARCH AND  
MECHANICAL STANDARDS

U.P. SPEC. 238

			12-10-46	DIAGRAM
			ISSUE DATE	P-2-3
		A		DRAWN
				10-27-41

POSTAL

U.P.  
8 - CARS 2063 - 2070



LT. WT. 60200

TOTAL WT. 121700

LT. WT. 61500

- A
- B
- C - HOPPER - FLUSH
- D - WASH STAND
- E - TABLES - LETTER CASES - ABOVE
- F - DRAWERS BELOW
- G - STANCHIONS
- H - HANDBRAKE
- I - VENTS
- J
- K
- L - ELEC. REG. LOCKER
- M
- N
- O - WATER COOLER
- P - LOCKER
- Q - WRECKING TOOLS
- R - PAPER DISTR. TABLES
- S - RUBBER PAD
- T - BAG RACK - PAPER BOXES ABOVE

ALL CARS EQUIPPED WITH AXLE GEN.

NEW LETTER CASES APPL'D. & STOVE REMOVED  
 CARS 2066 - 2070 - - - - - 1935  
 CAR 2065 - - - - - 1941  
 CARS 2063 - 2064 - - - - - 1944

AXLES 5" X 9"  
 WATER SYSTEM - GRAVITY  
 STEAM HEAT VAPOR CO. -

BUILT - P.C. & M. CORP. - 1914  
 FLOOR PLAN - D-CB-10321  
 REMODELED FL. PLAN 273 CB 21877

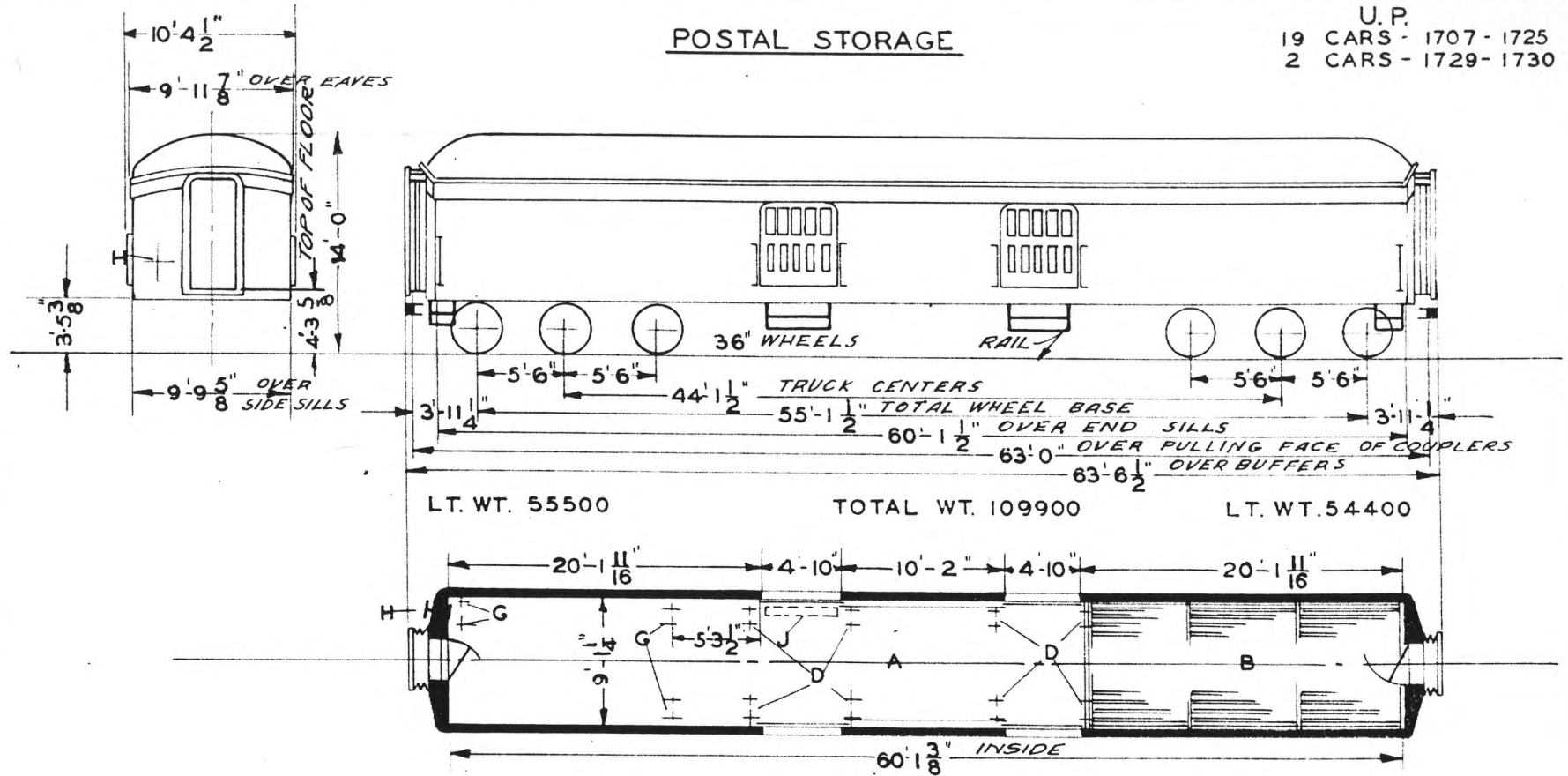
UNION PACIFIC RAILROAD CO.  
 RESEARCH AND  
 MECHANICAL STANDARDS

				12-10	AG	DIAGRAM
						P-2-4
				A	ISSUE	DRAWN
						10-27-41

U.P. SPEC. 238

# POSTAL STORAGE

U. P.  
19 CARS - 1707 - 1725  
2 CARS - 1729 - 1730



- A - BAGG. COMP'T.
- B - FISH RACKS
- MO - STANCHIONS - CARS 1708, 29-30
- CO - STANCHIONS
- LI - HANDBRAKE
- U - WRECKING TOOLS

LIGHTS - COMBINATION TRAIN LINE  
ELECTRIC & GAS

AXLES 5" X 9"  
STEAM HEAT - VAPOR CO.  
CARS LETTERED ON SIDES BETWEEN  
DOORS - UNITED STATES MAIL  
STORAGE CAR  
WATER SYSTEM - GRAVITY.

BUILT P.C.&M CORP. - 1921.  
FLOOR PLAN - D-CB-5406  
BEFORE CARS WERE STRIPPED

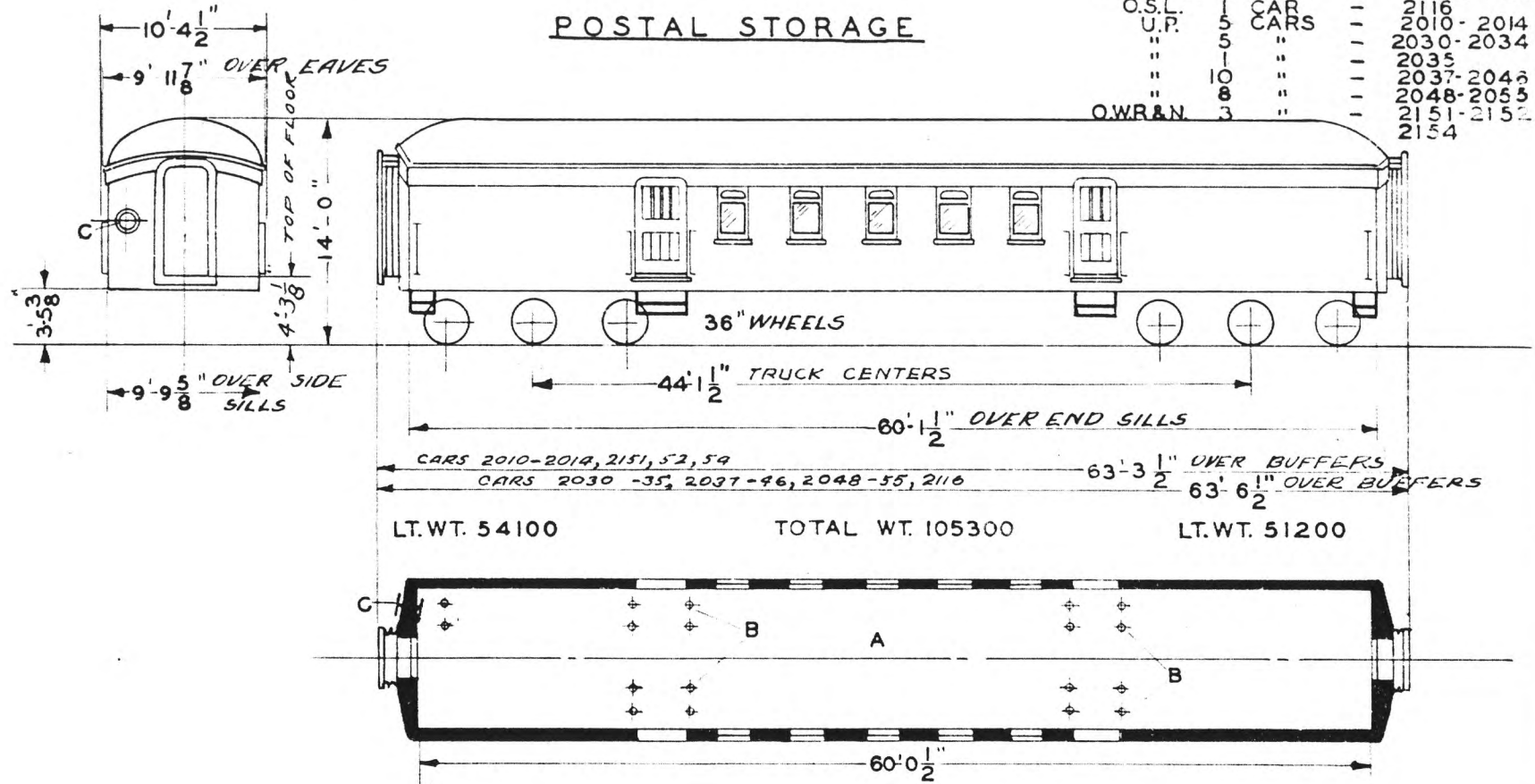
UNION PACIFIC RAILROAD CO.  
RESEARCH AND  
MECHANICAL STANDARDS

			12-10 46	DATE
			A	DRAWN
				10-27-41

U.P. SPEC. 314

# POSTAL STORAGE

LA & SL.	2	CARS	---	4554 & 4555
O.S.L.	1	CAR	---	2116
U.P.	5	CARS	---	2010 - 2014
"	5	"	---	2030 - 2034
"	1	"	---	2035
"	10	"	---	2037 - 2043
"	8	"	---	2048 - 2053
OWR&N.	3	"	---	2151 - 2152
				2154



- A - STORAGE COMP'T.
- B - REMOVABLE STANCHIONS
- C - HANDBRAKE
- D -

CARS 2010-14 2030, 35, 55 & 2116  
 ARE EQUIPPED WITH AXLE GEN.  
 OTHER CARS - GAS ELEC. LIGHTS  
 LIGHTS ABOVE ALL SIDE DOORS  
 APPLIED 5/41 TO CARS 2010-2014,  
 2030-2035 & 2116  
 2055 TOTAL WT. 107800 LBS.

AXLES 5" X 9"  
 STEAM HEAT - VAPOR CO

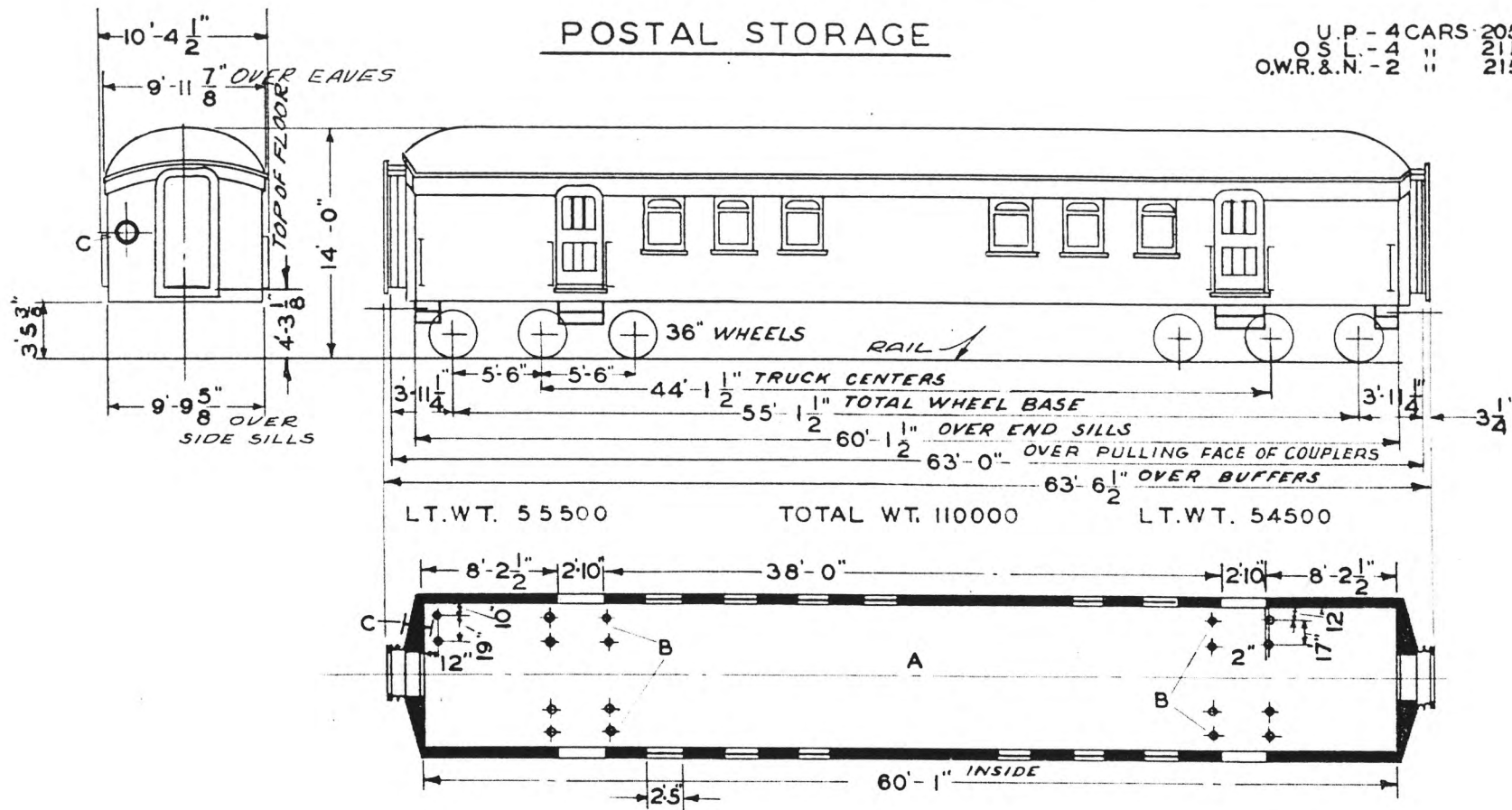
BUILT - P.C.&M. CORP. 1908-1912.  
 CAR 2035 BUILT BY U.P.-1907  
 CAR 2030-2034 BUILT 1909

UNION PACIFIC RAILROAD CO.  
 RESEARCH AND  
 MECHANICAL STANDARDS

		12-10 46	7-12 43	ISSUE DATE	DIAGRAM P-2-6
		B	A	ISSUE DATE	DRAWN 10-27-41

# POSTAL STORAGE

U.P. - 4 CARS 2056-59  
 O.S.L. - 4 " 2119-22  
 O.W.R.&.N. - 2 " 2159-60



LT.WT. 55500

TOTAL WT. 110000

LT.WT. 54500

- A - STORAGE COMP'T.
- B - REMOVABLE STANCHIONS
- C - HANDBRAKE
- D -

CAR 2119 EQUIPPED WITH GAS LIGHTS AXLES 5"x9"  
 2159-60 & 2120-22 " " AXLE GEN. STEAM HEAT-VAPOR CO.-  
 LIGHTS APPLIED ABOVE ALL SIDE  
 DOORS ON CAR 2059

2120	STRIPPED	11-26-41	WT. 108100
2121	"	11-19-41	WT. 107100
2122	"	11-24-41	WT. 108600
2057	"	11-29-41	WT. 108500
2058	"	11-21-41	WT. 108000

BUILT - P.C.&.M. CORP. - 1913  
 ORIG. GEN. DESIGN - D-CB-5467  
 STRIPPED POSTAL CAR.

UNION PACIFIC RAILROAD CO.

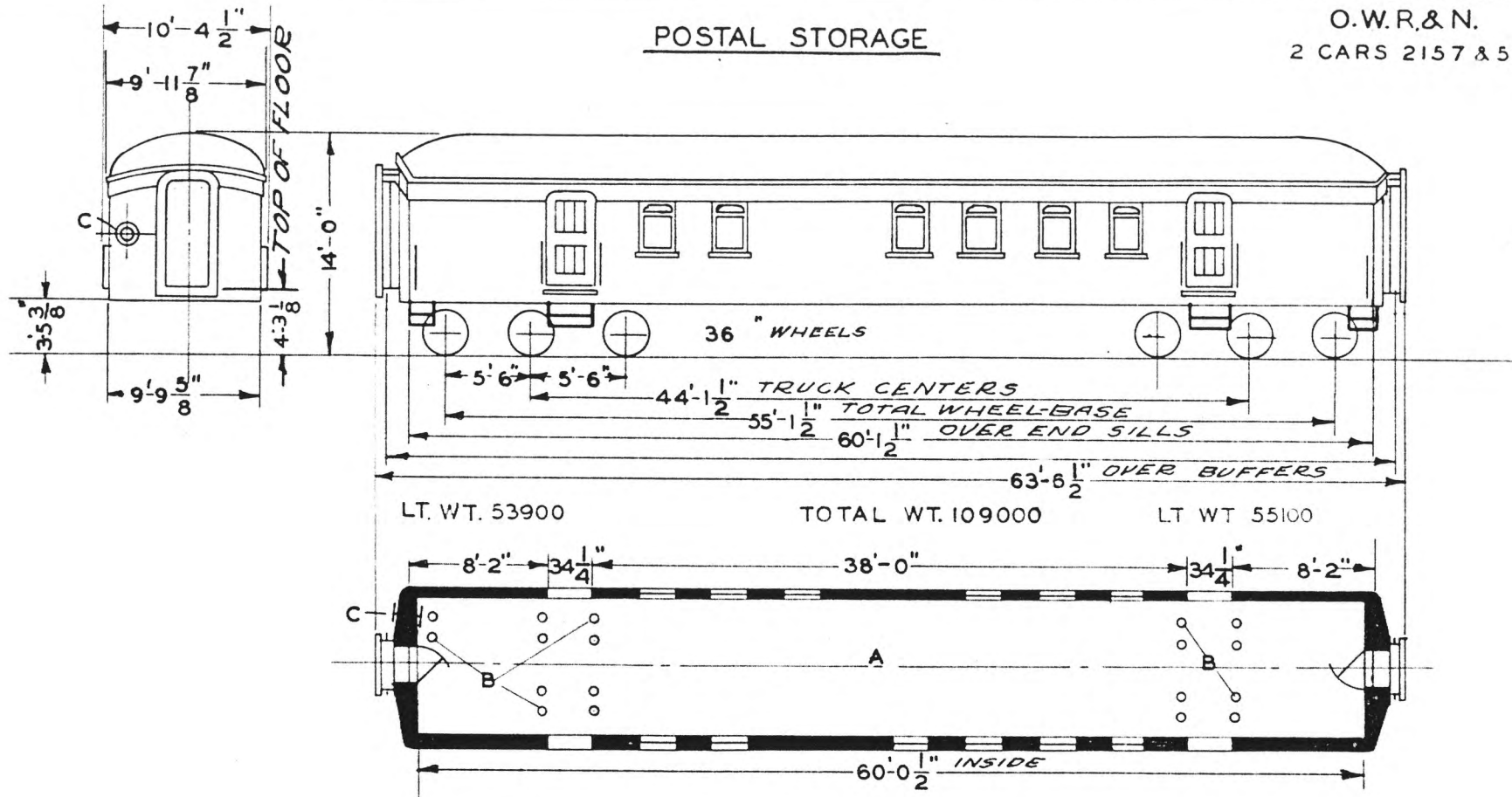
RESEARCH AND  
 MECHANICAL STANDARDS

			12-10	46	DATE	DIAGRAM
			A		ISSUE	P-2-7
						DRAWN
						10-27-41

U.P. SPEC. 209

POSTAL STORAGE

O.W.R.&N.  
2 CARS 2157 & 58



- A - STORAGE COMP'T.
- B - REMOVABLE STANCHIONS
- C - HANDBRAKE

CAR EQUIPPED WITH GAS ELEC.  
AND OIL LIGHTS

AXLES 5" x 9"  
STEAM HEAT VAPOR CO.

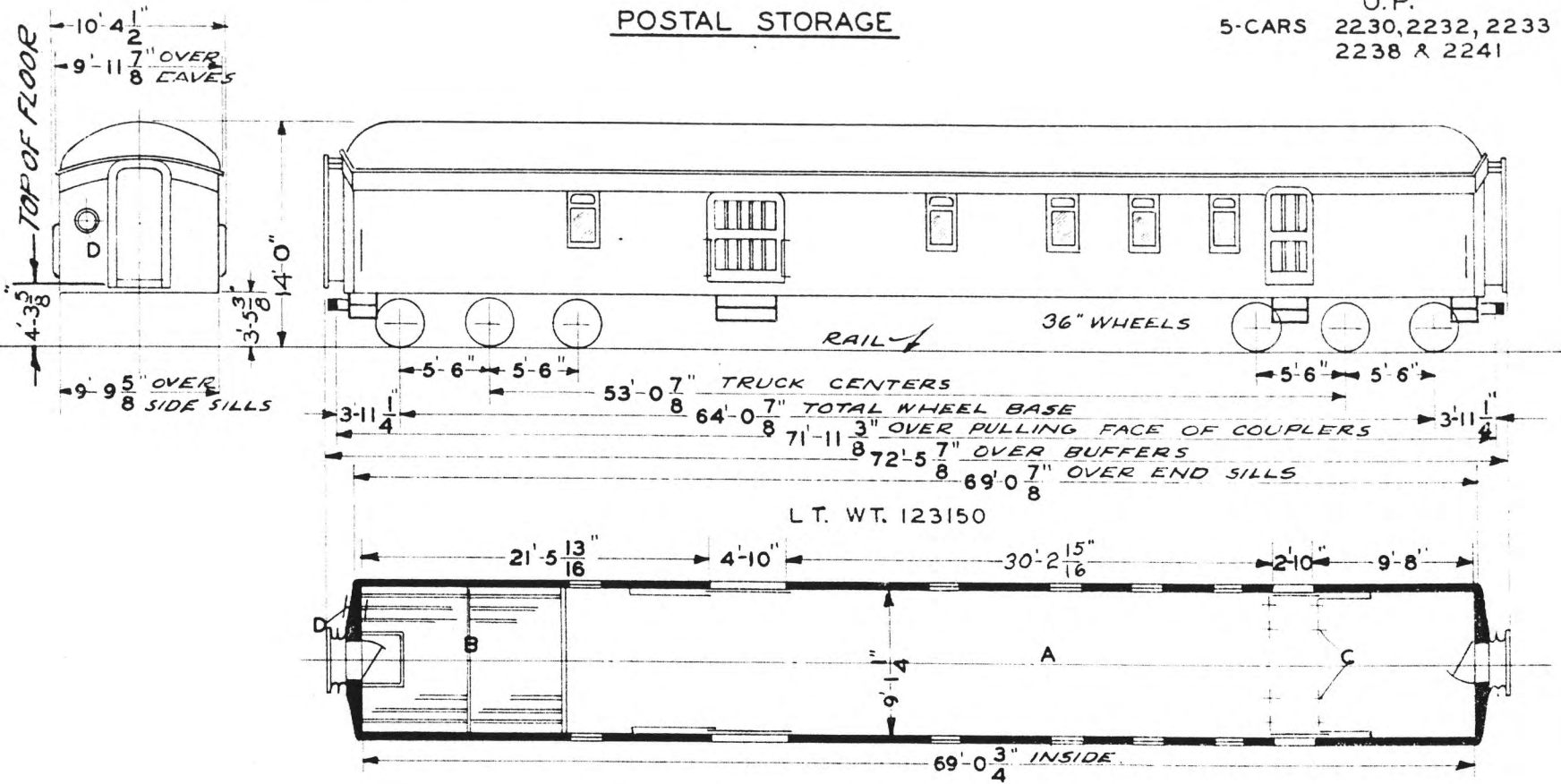
BUILT P.C.&M. CORP. - 1913

UNION PACIFIC RAILROAD  
RESEARCH AND  
MECHANICAL STANDARDS

		12-10 46	5-12 42	ISSUE DATE	DIAGRAM P-2-8
		B	A	ISSUE DATE	DRAWN 10-27-41

POSTAL STORAGE

U.P.  
5-CARS 2230, 2232, 2233  
2238 & 2241



- A STORAGE COMPT.
- B FISH RACKS
- C REMOVABLE STANCHIONS
- D HANDBRAKE

EQUIPPED WITH AXLE GEN.

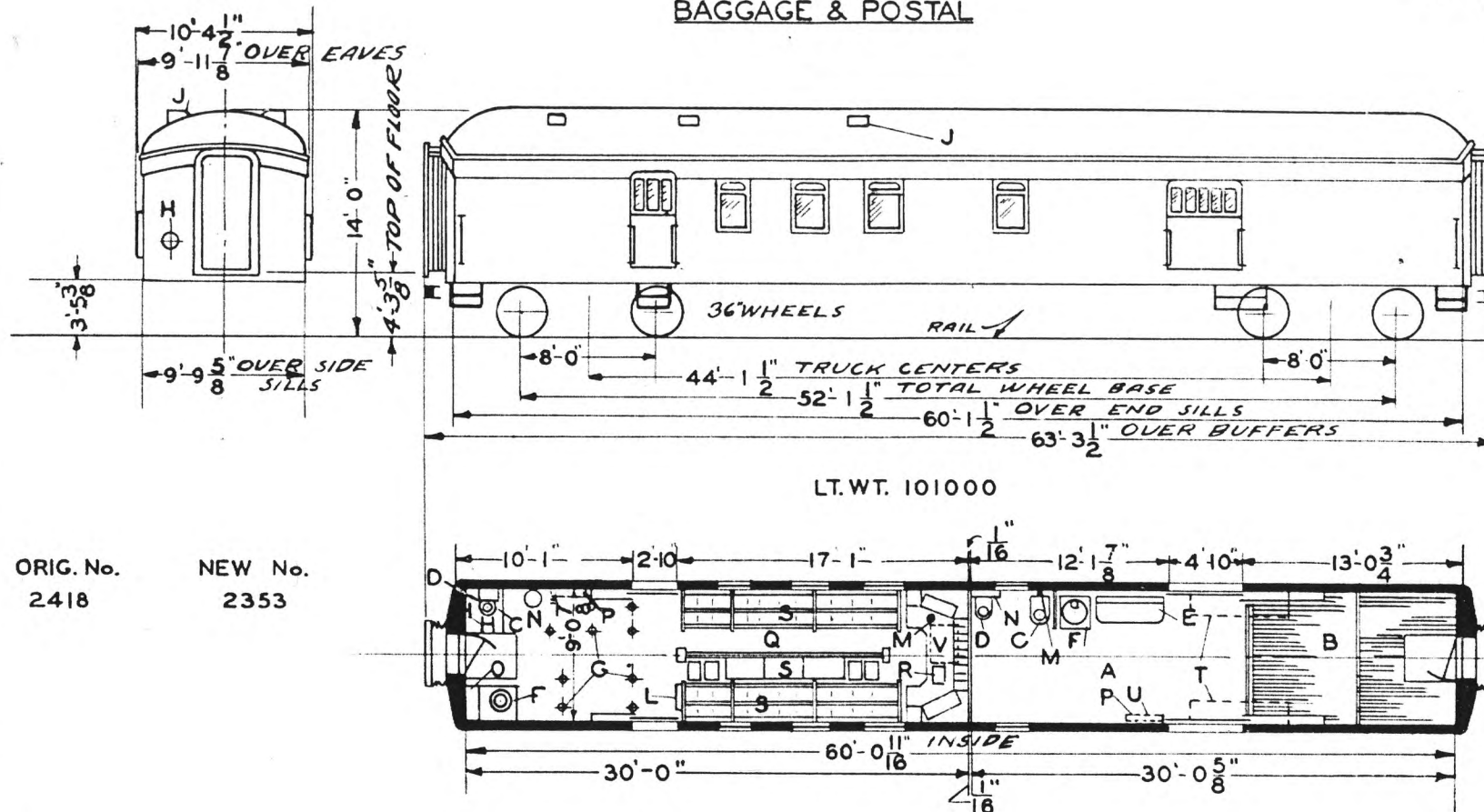
AXLES 5" X 9"  
STEAM HEAT VAPOR Co.

BUILT P.C.&M. CORP. 1912

UNION PACIFIC RAILROAD CO  
RESEARCH AND  
MECHANICAL STANDARDS

				12-10 46	DATE	DIAGRAM P-2-9
				A	ISSUE	DRAWN 1-2-42

BAGGAGE & POSTAL



LT. WT. 101000

ORIG. No. 2418  
NEW No. 2353

- A - BAGGAGE COMP'T.
- B - FISH RACKS
- C - HOPPER
- D - WASH SAND
- E - DESK
- F - STOVE
- G - STANCHIONS
- H - HANDBRAKE
- I - VENTS
- J - SWITCHBOARD
- K - FIRE EXT.
- L - WATER COOLER
- M - LOCKER
- N - WRECKING TOOLS
- O - POSTAL COMP'T.
- P - RUBBER PAD
- Q - MAIL BAG HANGERS & LETTER SEPARATORS
- R - PARCEL RACKS
- S - BAGG. ROLLER BELOW
- T - LETTER CASE & SORTING TABLE
- V - LETTER CASE & SORTING TABLE

AXLES 5' X 9"  
WATER SYSTEM - GRAVITY  
STEAM HEAT - VAPOR CO. STOVES

BUILT P.C.&M. CORP. 1912

UNION PACIFIC RAILROAD CO.

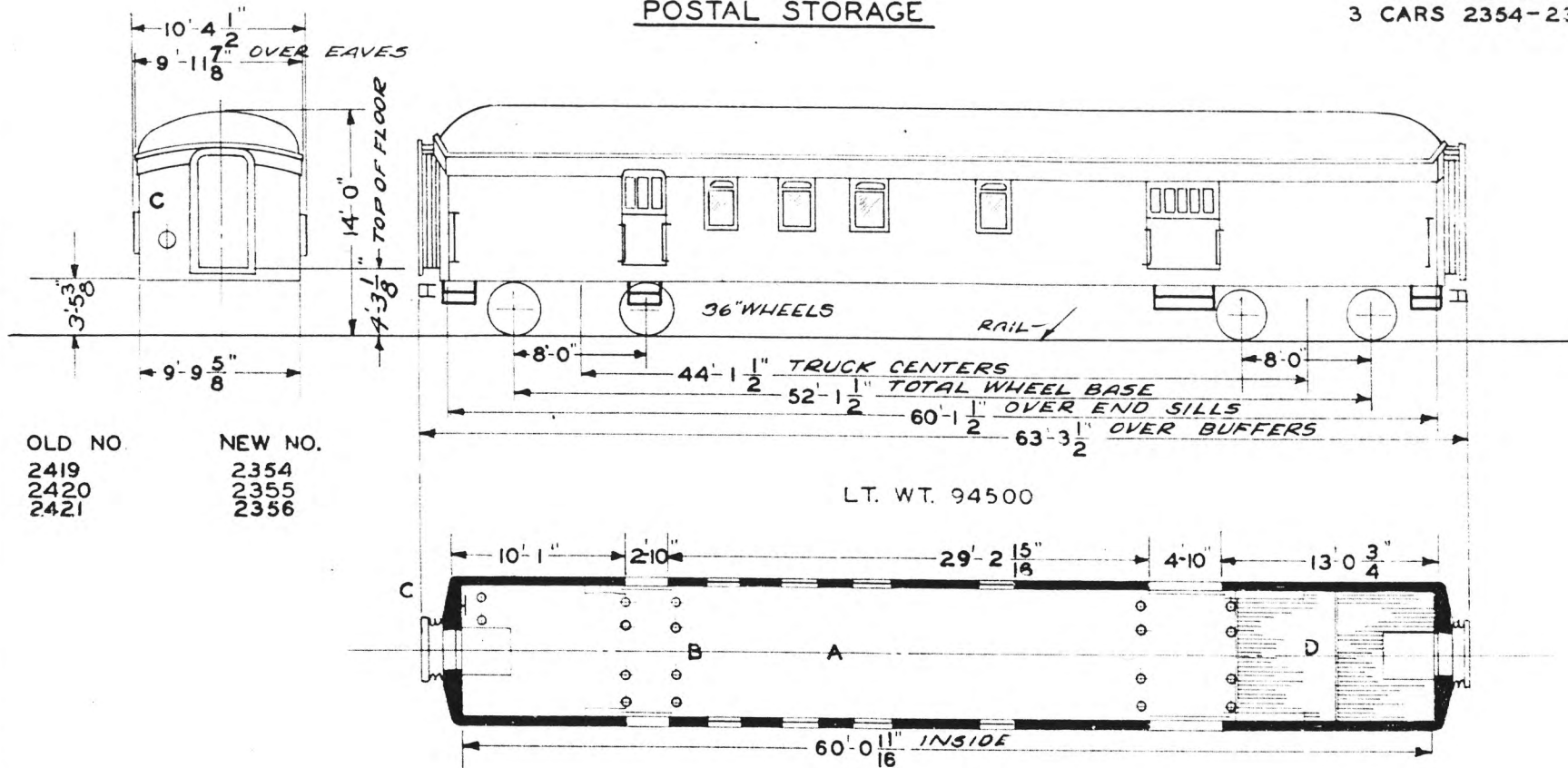
RESEARCH AND  
MECHANICAL STANDARDS

		12/10	1-12	DATE	DIAGRAM
		46	43		P-2-10
		B	A	ISSUE	DRAWN
					10-27-41



POSTAL STORAGE

O.W.R.&N.  
3 CARS 2354-2356



OLD NO.	NEW NO.
2419	2354
2420	2355
2421	2356

LT. WT. 94500

- A STORAGE COMPT.
- B REMOVABLE STANCHIONS
- C HANDBRAKE
- D FISH RACKS

AXLES 5" X 9"  
STEAM HEAT VAPOR CO.

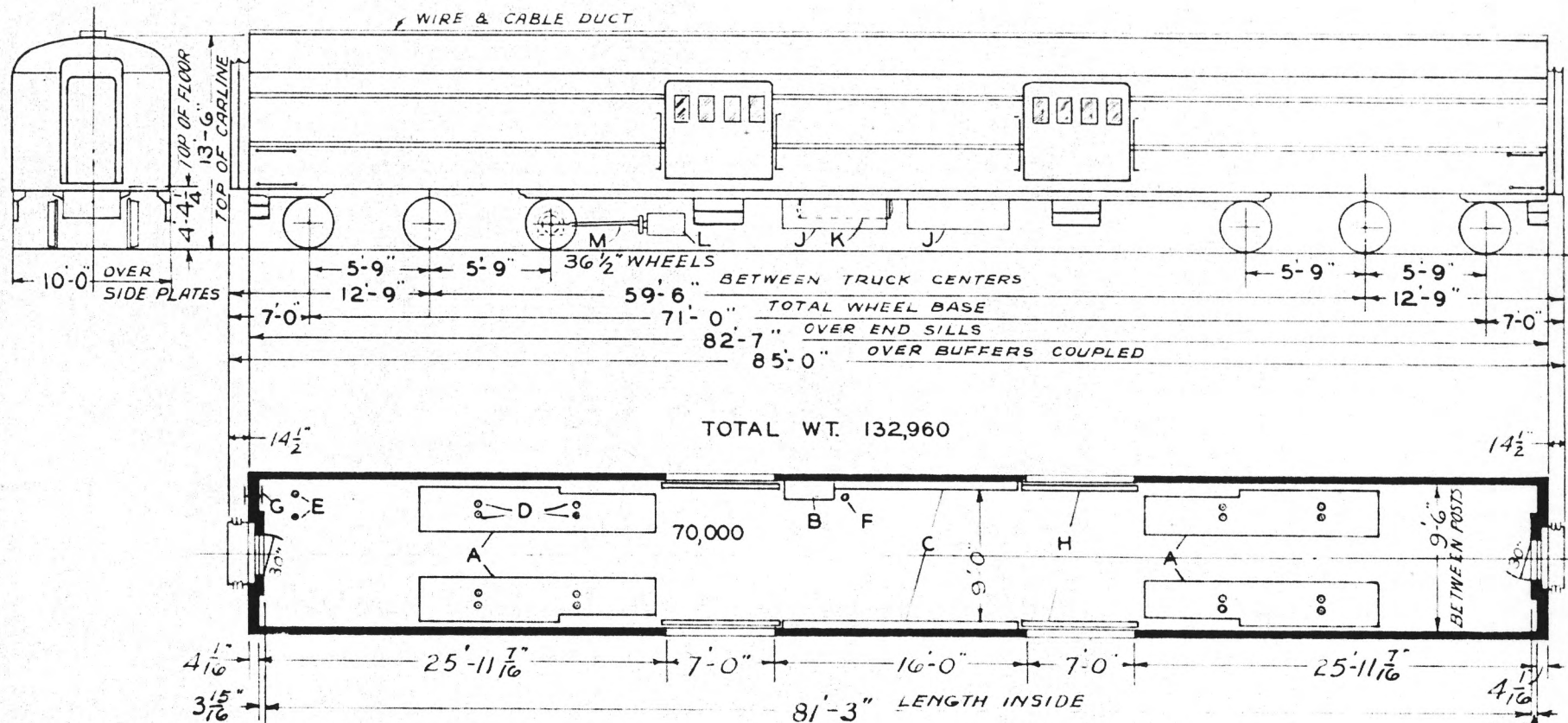
BUILT P.C.&M CORP. 1912

UNION PACIFIC RAILROAD CO  
RESEARCH AND  
MECHANICAL STANDARDS

	12-10	46	1-12	43	DATE	DIAGRAM
						P-2-11
	B	A	ISSUE			DRAWN
						1-2-42

# POSTAL-STORAGE

U.P.  
11-CARS 5700-5710



- A - REMOVABLE FLOOR SECTIONS
- B - ELECTRIC LOCKER
- C - VAPOR FIN TUBING RADIATOR
- D - FLOOR DRAINS WITH PLUGS ATTACHED
- E - STANCHIONS
- F - FIRE EXT.
- G - HAND BRAKE
- H - PRESSED CHANNEL DOOR GUARD
- J - BATTERY BOX
- K - AIR SUPPLY RESERVOIRS
- L - GENERATOR
- M - SPICER DRIVE

- ROLLER BEARINGS
- AXLES 8" X 11"
- STEAM HEAT-UNIT FIN RADIATION
- VAPOR CO.
- COUPLER-TIGHTLOCK TYPE-H
- DRAFT GEAR-WAUGHMAT TWIN CUSHION

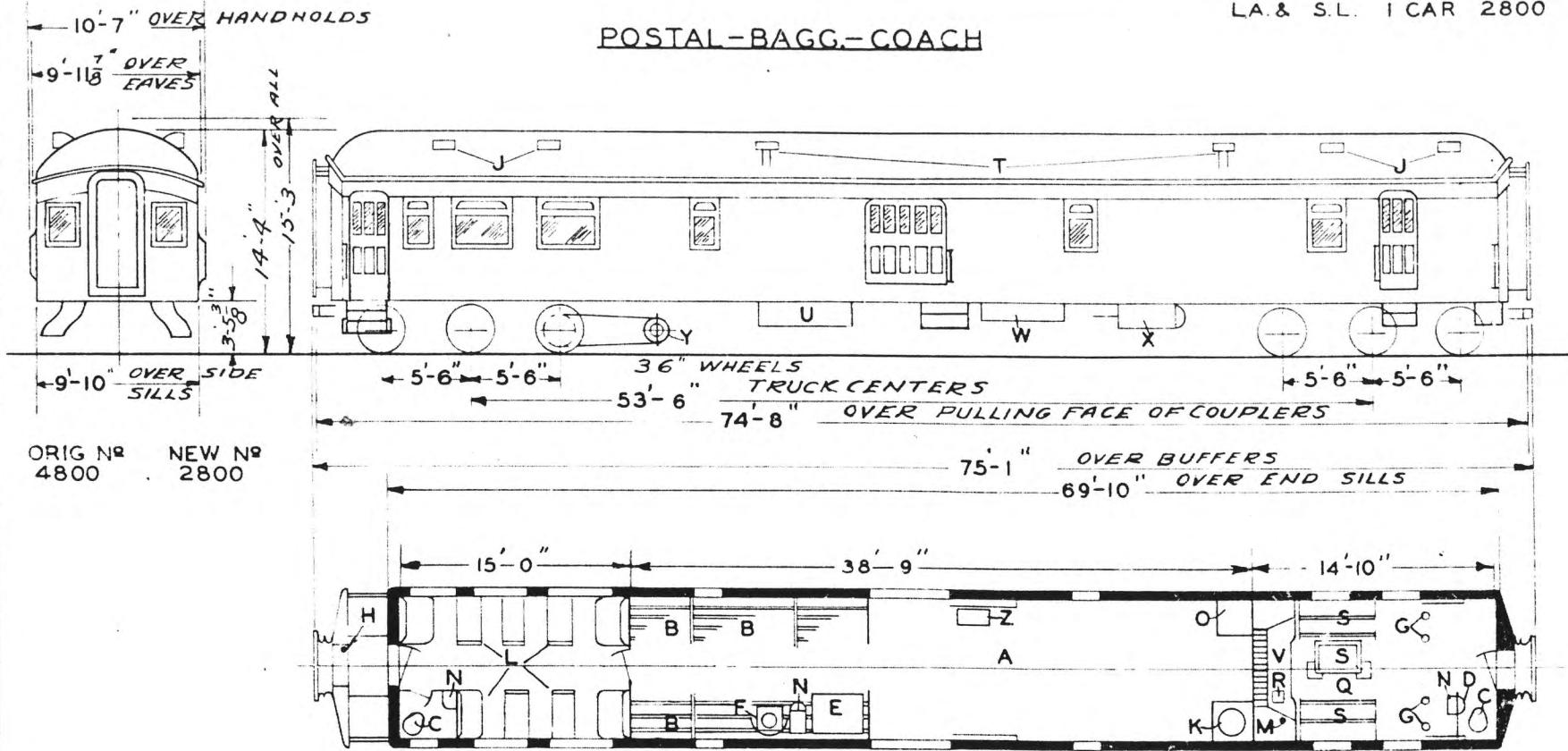
BUILT A.C.F. CO. OCT. 1949  
FLOOR PLAN 7667151 - LOT 3026

UNION PACIFIC RAILROAD CO.

RESEARCH AND  
MECHANICAL STANDARDS

									DIAGRAM P-2-12
									DRAWN 9-1-49

POSTAL-BAGG.-COACH



ORIG N<sup>o</sup> 4800 NEW N<sup>o</sup> 2800

- A - BAGGAGE COMP'T.
- B - FISH RACKS
- C - HOPPER
- D - WASHSTAND
- E - DESK
- F - STOVE
- G - STANCHIONS
- H - HANDBRAKE
- J - VENTS
- K - HEATER - BAKER
- L - SEATS
- M - FIRE EXT.
- N - WATER COOLERS
- O - COAL BOX
- P - WRECKING TOOLS
- Q - POSTAL COMP'T.
- R - RUBBER PAD
- S - MAIL BAG HANGERS & MAIL SEPARATORS
- T - SMOKE JACKS
- U - BATTERY BOX
- V - LETTER CASE & SORTING TABLE
- W - TOOL BOX
- X - AIR CYLINDER
- Y - GENERATOR
- Z - ELECTRIC LOCKER

LIGHTING-ELECTRIC

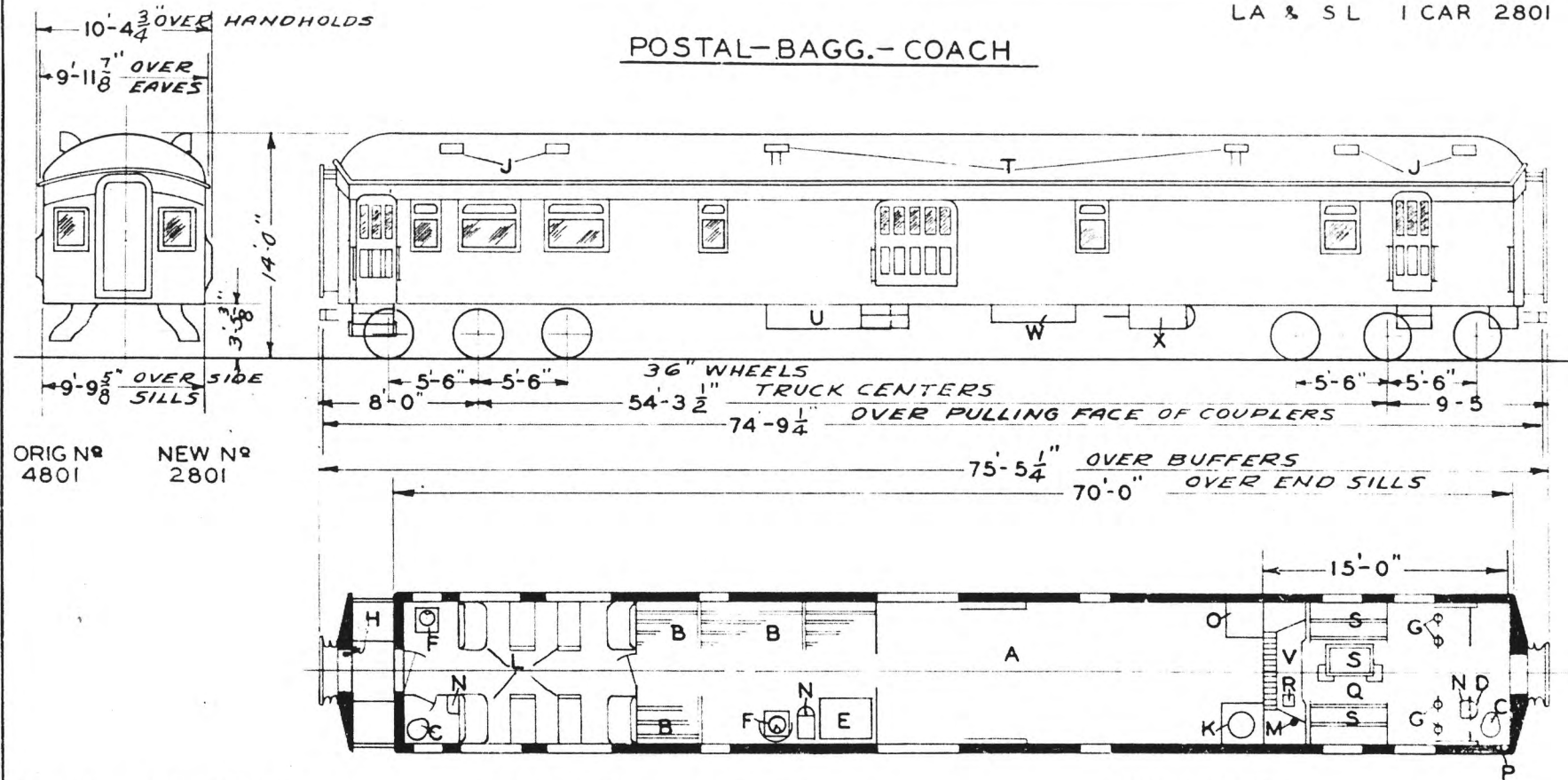
AXLES 5'x9"  
 WATER SYSTEM-GRAVITY  
 HOT WATER HEATER & STOVE  
 STEAM TRAIN LINE

BUILT-1913

UNION PACIFIC RAILROAD CO.  
 RESEARCH AND  
 MECHANICAL STANDARDS

				ISSUE DATE	DIAGRAM P-2-13
					DRAWN 3-9-43

POSTAL-BAGG.- COACH



ORIG NO 4801 NEW NO 2801

EQUIPPED WITH GAS LIGHTS

AXLES 5"x9"  
 WATER SYSTEM GRAVITY  
 HEATING  
 PASS. COMP. STEAM HEAT & STOVE  
 BAGG. COMP. STOVE & HOT WATER  
 MAIL COMP. HOT WATER

BUILT-1913

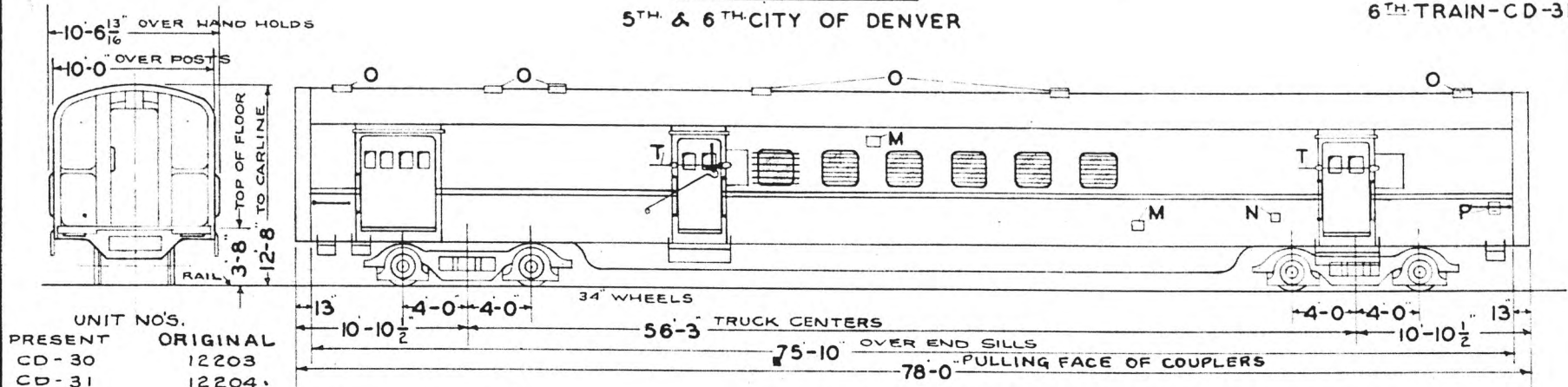
- A - BAGGAGE COMP'T.
- B - FISH RACKS
- C - HOPPER
- D - WASHSTAND
- E - DESK
- F - STOVE
- G - STANCHIONS
- H - HANDBRAKE
- J - VENTS
- K - HEATER - FRUMVELLER HOT WATER
- L - SEATS
- M - FIRE EXT.
- N - WATER COOLERS
- O - COAL BOX
- P - WRECKING TOOLS
- Q - POSTAL COMP'T.
- R - RUBBER PAD
- S - MAIL BAG HANGERS & MAIL SEPARATORS
- T - SMOKE JACKS
- U - GAS TANKS
- V - LETTER CASE & SORTING TABLE
- W - EQUIP. BOX
- X - AIR CYLINDER

UNION PACIFIC RAILROAD CO.  
 RESEARCH AND  
 MECHANICAL STANDARDS

				DATE	DIAGRAM
					P-2-14
				ISSUE	DRAWN
					3-9-43

**BAGGAGE-MAIL**  
5<sup>TH</sup> & 6<sup>TH</sup> CITY OF DENVER

U.P. - C&NW.  
5<sup>TH</sup> TRAIN CD-30  
6<sup>TH</sup> TRAIN-CD-31



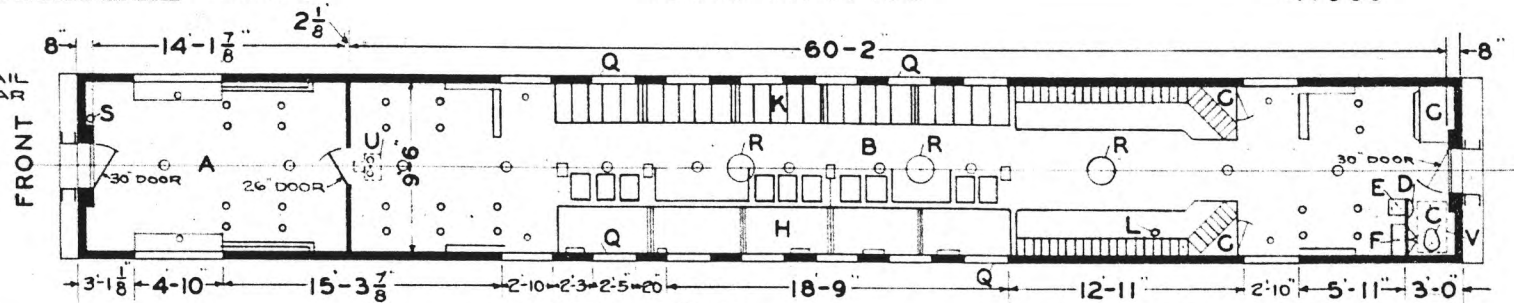
UNIT NOS.	
PRESENT	ORIGINAL
CD-30	12203
CD-31	12204

CD-30-LIGHT WT. 43300  
CD-31-LIGHT WT. 44400

TOTAL WT. 93200  
TOTAL WT. 91400

49900  
47000

LIGHT WEIGHT AT RAIL  
INCLUDES WATER - CAR  
READY TO RUN



- A - BAGGAGE ROOM
- B - MAIL ROOM
- C - DUNER HOPPER - I-A
- D - FOLDING LAV.-A & W \*251
- E - WATER COOLER-GIESSEL \*578-D-ICE
- F - ELEC. LOCKER
- C - WARDROBE
- H - RACKS-BELOW BOTH SIDES
- K - BOXES-ABOVE " "
- L - FIRE EXT.-1QT. PYRENE
- M - FRESH AIR INTAKES
- N - MAIL CHUTE
- O - VENTS
- P - WATER TANK FILLER
- Q - WINDOWS-PITTSBURGH-STATIONARY-1/4 DUPLATE SHATTERPROOF GLASS
- R - CEILING FANS-SAFETY CO'S. \*19529
- S - HANDBRAKE
- T - MAILCATCHER
- U - UNIT STEAM HEATER-AMERICAN BLOWER CORP. \*1236
- V - WATER TANKS-OVERHEAD

BAGG. COMPT.  
LOAD CAP. 14000 LBS.

AXLES-FRONT TRUCK-6"X11"  
" -REAR " -6"X11"  
STEAM HEAT-FLOOR-VAPOR CO.  
GRAVITY WATER SYSTEM  
40 GALLON CAPACITY  
TIGHT LOCK COUPLERS WITH  
INTEGRAL YOKE  
DRAFT GEARS SINGLE WAUGHMAT  
1196-3, 2 1/2" FLEX. STEAM CONDUIT &  
1117 2 1/2" END VALVES

UNION PACIFIC RAILROAD CO.  
RESEARCH AND  
MECHANICAL STANDARDS

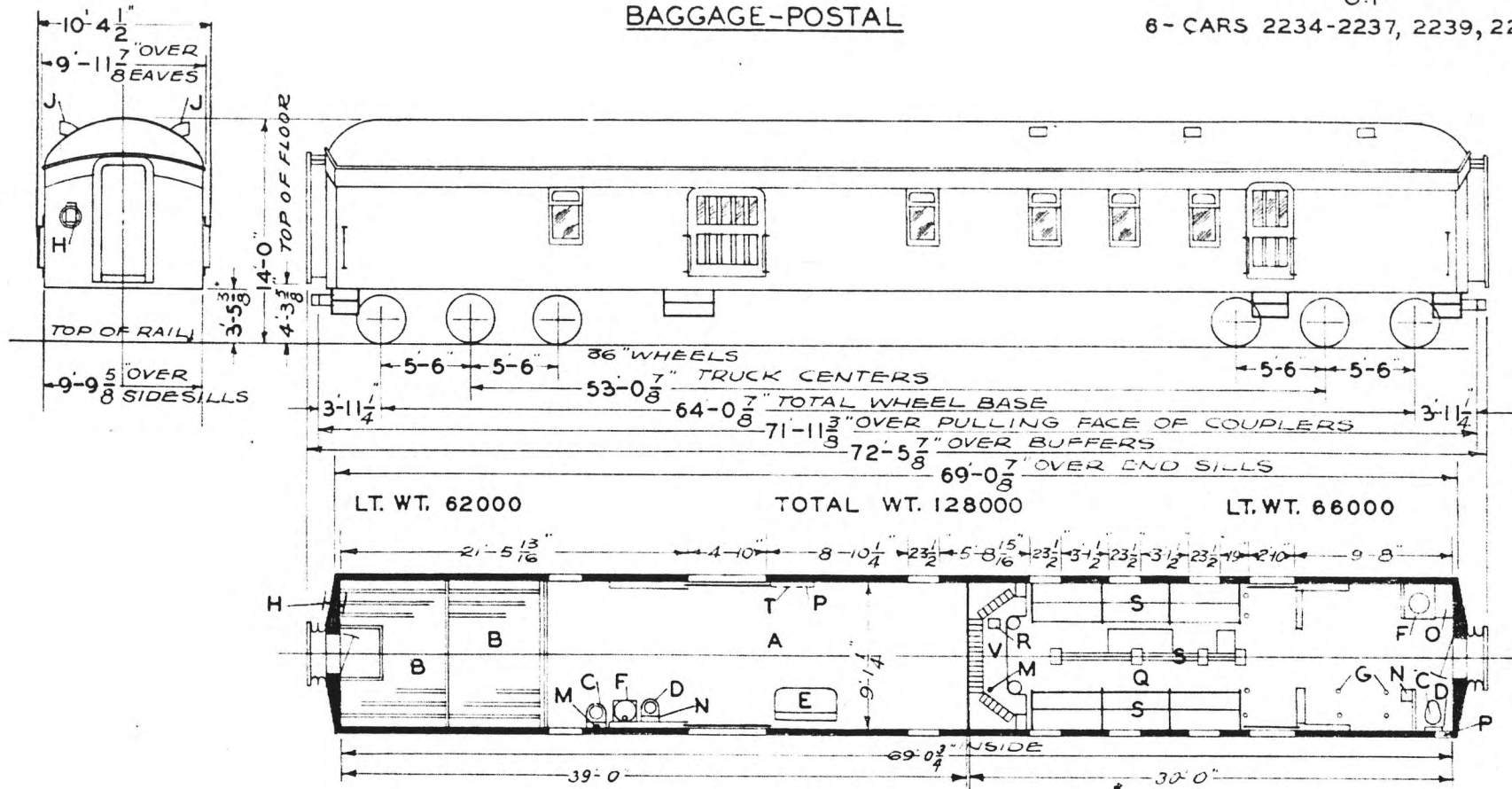
BUILT BY P.S.C. & MFG. CO. 1936  
LOT 6485-PLAN 7370  
FLOOR PLAN 76-F-15

		12-6	46		DIAGRAM
		2-7	93		P-2-15
		B	A	ISSUE DATE	DRAWN
					12-1-39

# BAGGAGE-POSTAL

U.P

6-CARS 2234-2237, 2239, 2240



- A - BAGGAGE COMP'T.
- B - FISH RACKS
- C - HOPPER
- D - WASHSTAND
- E - DESK
- F - STOVE
- G - STANCHIONS
- H - HANDBRAKE
- I - VENTS
- J -
- K -
- L -
- M - FIRE EXT.
- N - WATER COOLER
- O - LOCKER
- P - WRECKING TOOLS
- Q - POSTAL COMP'T.
- R - RUBBER PAD
- S - MAIL BAG HANGERS & LETTER SEPARATORS
- T - BAGG. ROLLERS
- V - LETTER CASE AND SORTING TABLE

CARS EQUIPPED WITH AXLE GEN.

AXLES 5 X 9"  
 WATER SYSTEM - GRAVITY  
 STEAM HEAT - VAPOR CO. - STOVES

BUILT - P.C. & M. CORP. - 1912

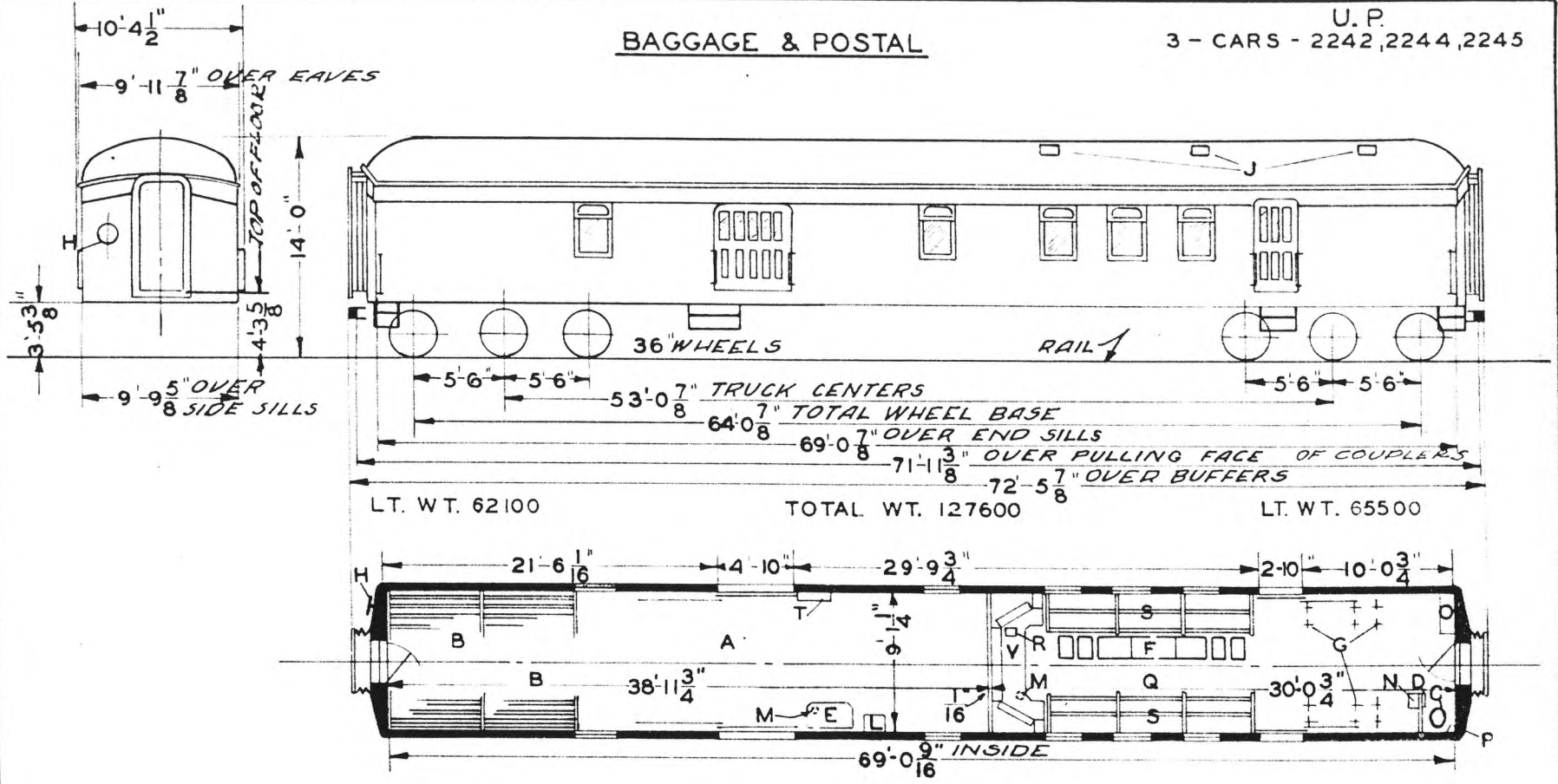
UNION PACIFIC RAILROAD CO.  
 RESEARCH AND  
 MECHANICAL STANDARDS

U.P. SPEC. CS-232

		12-10 46	5-12 42	DATE	DIAGRAM P-2-16
		B	A	ISSUE	DRAWN 10-27-41

# BAGGAGE & POSTAL

U. P.  
3 - CARS - 2242, 2244, 2245



LT. WT. 62100                      TOTAL WT. 127600                      LT. WT. 65500

- A - BAGG. COMP'T
- B - FISH RACKS
- C - HOPPER
- D - WASHSTAND
- F - DESK
- T - SORTING TRAYS
- G - STANCHIONS
- H - HANDBRAKE
- K - VENTS
- L - ELECTRIC LOCKER
- M - FIRE EXTIN.
- N - WATER COOLER
- O - LOCKER
- P - WRECKING TOOLS
- Q - POSTAL COMP'T
- R - RUBBER PAD
- S - MAIL BAG HANGERS & LETTER SEPARATORS
- T - BAGG. ROLLERS
- U -
- V - LETTER CASE & SORTING TABLE

CARS EQUIPPED WITH AXLE GEN.

AXLES 5" X 9"  
WATER SYSTEM - GRAVITY  
STEAM HEAT - VAPOR CO.

BUILT P.C. & M. CORP. 1917  
FLOOR PLAN - D-CB-10346  
REMODELED - 1940  
REMODELED FLOOR PLAN 237 CB 22804

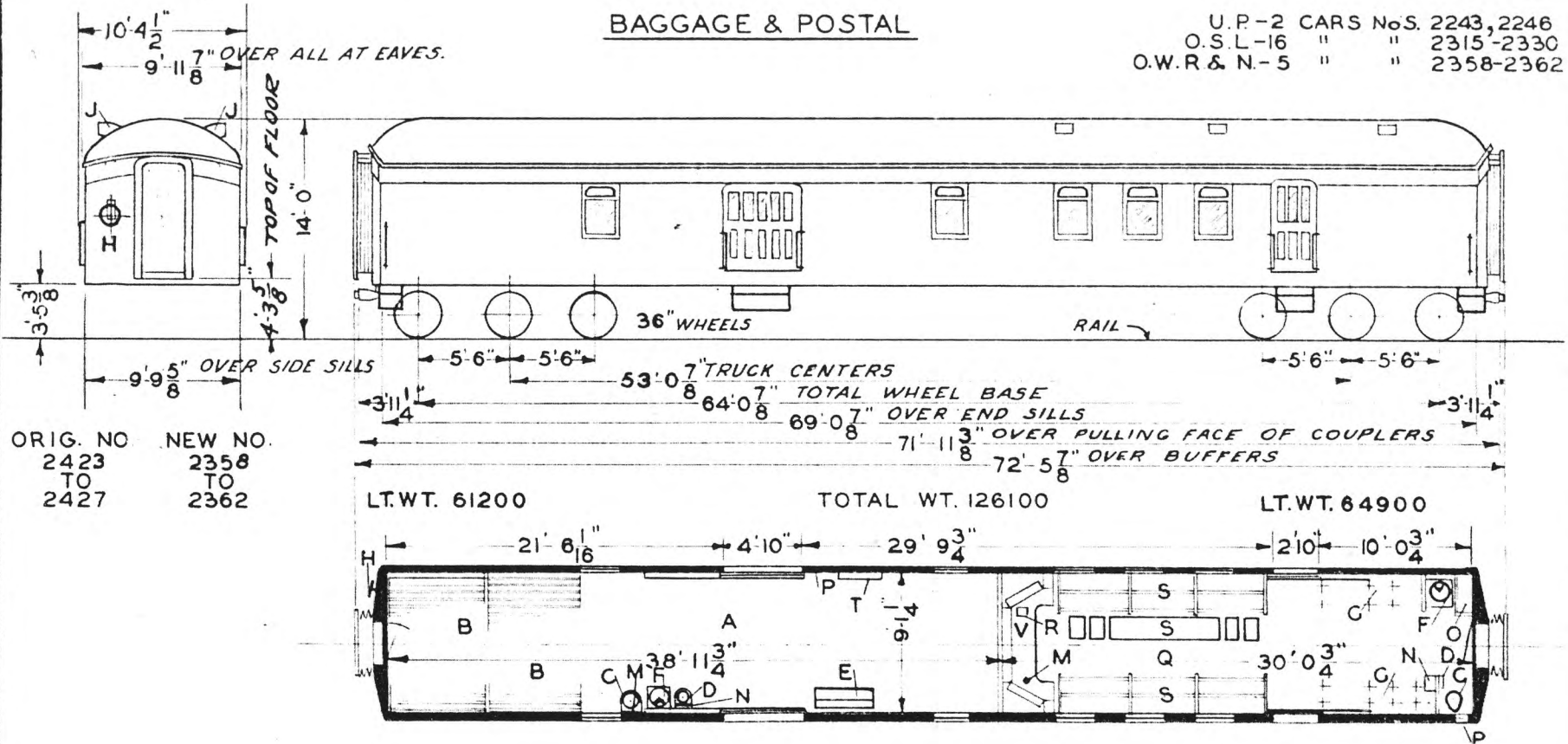
UNION PACIFIC RAILROAD CO.  
RESEARCH AND MECHANICAL STANDARDS

			12/10/46	DIAGRAM P-2-17
		A	15566 DATE	DRAWN 10-27-41

U. P. SPEC. 232

# BAGGAGE & POSTAL

U.P.-2 CARS No.S. 2243, 2246  
 O.S.L-16 " " 2315-2330  
 O.W.R & N.-5 " " 2358-2362



ORIG. NO. NEW NO.  
 2423 2358  
 TO TO  
 2427 2362

- A - BAGGAGE COMP'T.
- BB - FISH RACKS
- CC - HOPPER
- DD - WASHSTAND
- EE - DESK
- FF - STOVE
- GG - STANCHIONS
- HH - HANDBRAKE
- II - VENTS
- JJ -
- KK -
- LL -
- MM - FIRE EXT.
- NN - WATER COOLER
- OO - LOCKER
- PP - WRECKING TOOLS
- QQ - POSTAL COMP'T.
- RR - RUBBER PAD
- SS - MAIL BAG. HANGERS & LETTER SEPARATORS
- TT - BAGG. ROLLERS
- UU -
- VV - LETTER CASE & SORTING TABLE

CARS EQUIP'D. WITH AXLE GEN. EXCEPT 2315  
 CAR 2330 - STOVE REMOVED FROM -  
 MAIL COMP'T.  
 CARS WITH MODIFIED LETTER CASES  
 AND PAPER BOXES -  
 2318, 2319, 2327, 2328, 2329.

AXLES 5 X 9  
 WATER SYSTEM - GRAVITY  
 STEAM HEAT-VAPOR CO. - STOVES

BUILT - P. C. & M. CORP. - 1911-17  
 FLOOR PLAN - D-CB-10346

UNION PACIFIC RAILROAD CO.

RESEARCH AND  
 MECHANICAL STANDARDS

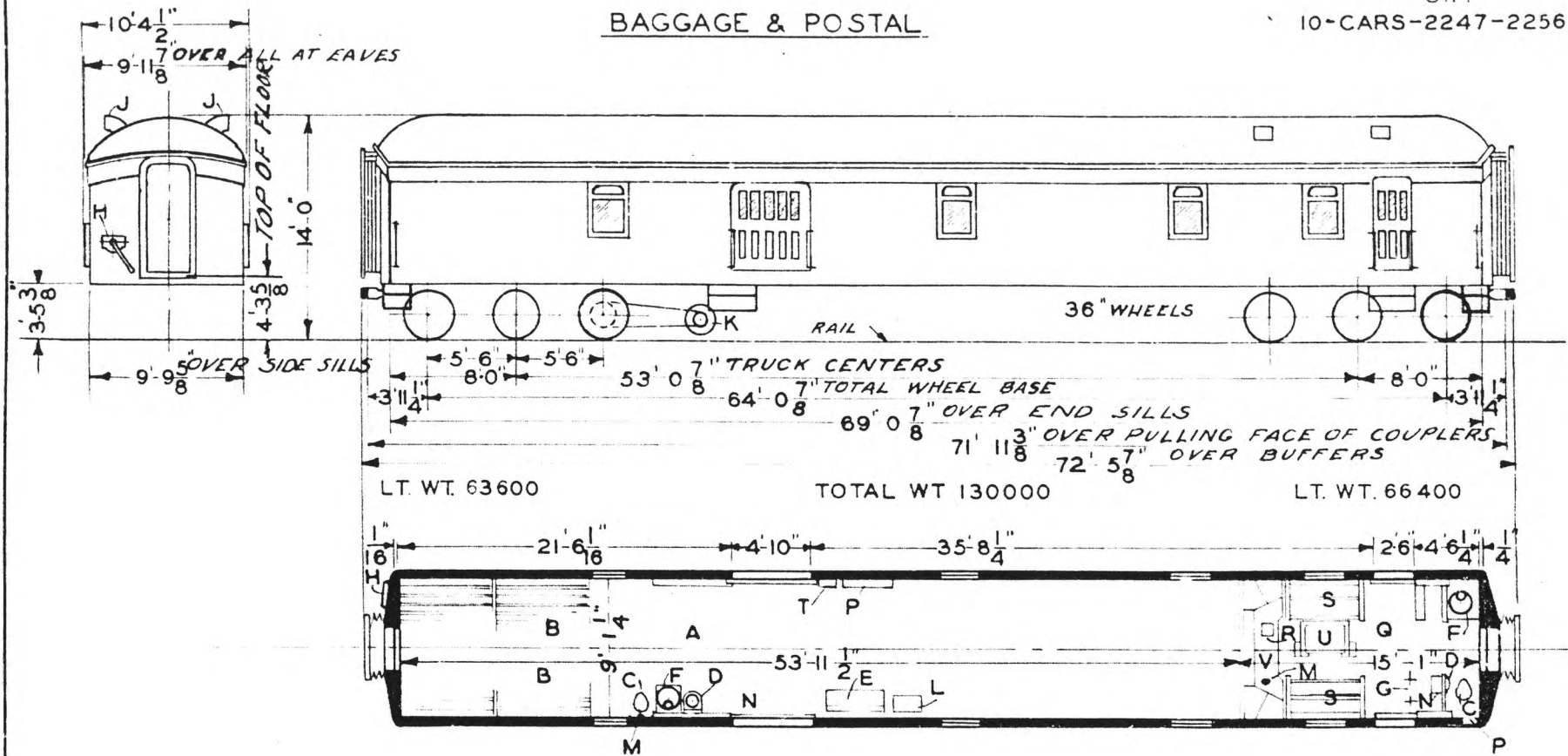
U.P. SPEC. 232

				1-12	DIAGRAM
				43	P-2-18
			A	ISSUE	DRAWN
				DATE	10-27-41



# BAGGAGE & POSTAL

U.P.  
10-CARS-2247-2256



- A - BAGGAGE COMPT.
- B - FISH RACKS
- C - HOPPER
- D - WASH STAND
- E - DESK
- F - STOVE
- G - STANCHIONS
- H - HANDBRAKE
- I - VENTS
- J - GENERATOR
- K - SWITCHBOARD LOCKER
- L - FIRE EXT.
- M - WATER COOLER
- N - WRECKING TOOLS
- O - POSTAL COMPT.
- P - RUBBER PAD
- Q - MAIL BAG HANGERS & MAIL SEPARATORS
- R - BAGG. ROLLER
- S - TRAY
- T - LETTER CASE & SORTING TABLE

CAR 2252 STOVE REMOVED FROM MAIL COMPT.

AXLES 5" X 9"  
WATER SYSTEM - GRAVITY  
STEAM HEAT - VAPOR CO. - STOVES

BUILT - S.S.C. CO. - 1923  
FLOOR PLAN - D - CB - 20826

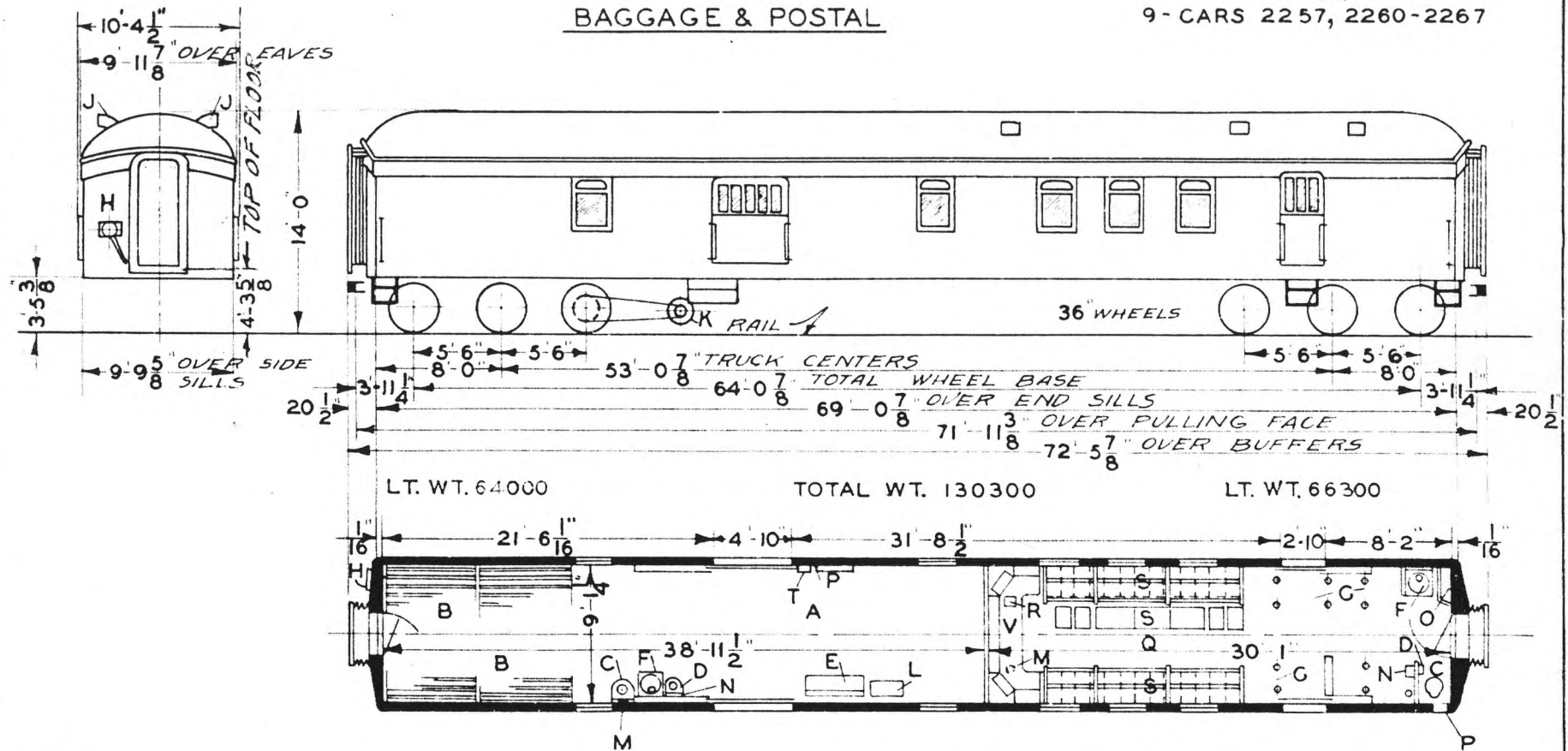
UNION PACIFIC RAILROAD CO.  
RESEARCH AND MECHANICAL STANDARDS

			12-10-46	DIAGRAM P-2-19
		A	ISSUE DATE	DRAWN 10-27-41

U.P. SPEC. 317

# BAGGAGE & POSTAL

U.P.  
9 - CARS 2257, 2260-2267



LT. WT. 64000

TOTAL WT. 130300

LT. WT. 66300

- A - BAGGAGE COMP'T.
- B - FISH RACKS
- C - HOPPER
- D - WASHSTAND
- E - DESK
- F - STOVE
- G - STANCHIONS
- H - HANDBRAKE
- J - VENTS
- K - GENERATOR
- L - SWITCHBOARD
- M - FIRE EXT.
- N - WATER COOLER-ICE
- O - LOCKER
- P - WRECKING TOOLS
- Q - POSTAL COMP'T
- R - RUBBER PAD
- S - MAIL BAG HANGERS & LETTER SEPARATORS
- T - BAGG. ROLLERS
- U -
- V - LETTER CASE & SORTING TABLE

AXLES 5X9  
WATER SYSTEM-GRAVITY  
STEAM HEAT-VAPOR CO.- STOVES

BUILT-S.S.C. CO.-1923  
FLOOR PLAN-D-CB-20826

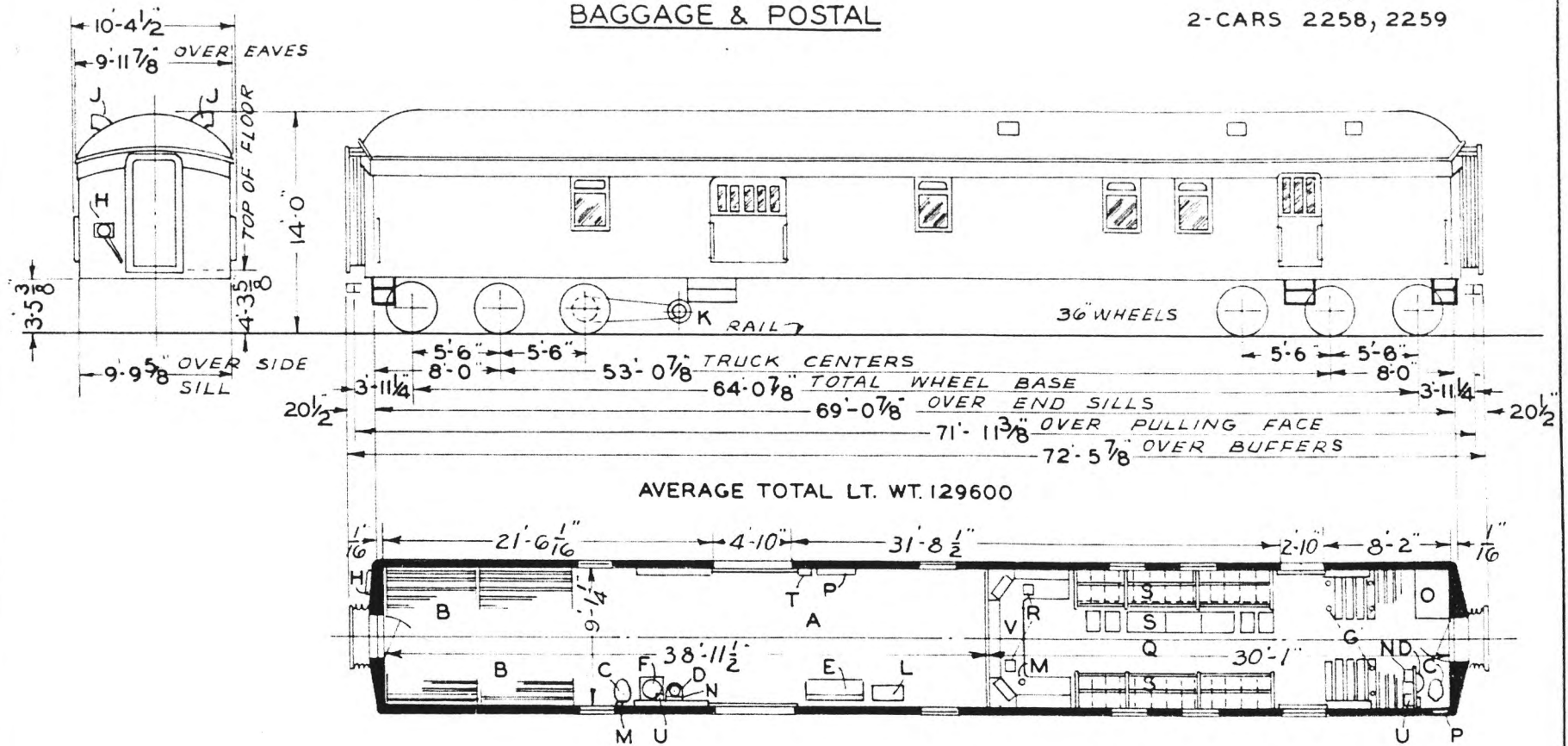
UNION PACIFIC RAILROAD CO.  
RESEARCH AND  
MECHANICAL STANDARDS

U.P. SPEC. 316

			12-10-46	DIAGRAM P-2-20
			A	DRAWN 10-27-41

# BAGGAGE & POSTAL

U.P.  
2-CARS 2258, 2259



- A - BAGGAGE COMPT.
- B - FISH RACKS
- C - HOPPER
- D - WASHSTAND
- E - DESK
- F - STOVE
- G - STANCHIONS
- H - HANDBRAKE
- J - VENTS
- K - GENERATOR
- L - SWITCHBOARD
- M - FIRE EXT.
- N - WATER COOLER-ICE
- O - WARDROBE
- P - WRECKING TOOLS
- Q - POSTAL COMPT.
- R - RUBBER PAD
- S - MAIL BAG HANGERS & LETTER SEPARATORS
- T - BAGG. ROLLERS
- U - STEAM COOKER
- V - LETTER CASE & SORTING TABLE

AXLES 5"X9"  
WATER SYSTEM - GRAVITY  
STEAM HEAT - VAPOR CO. - STOVES

BUILT - S.S.C. CO. - 1923  
FLOOR PLAN - D-CB-20826  
REMODELED FLOOR PLAN  
237-CB-25140

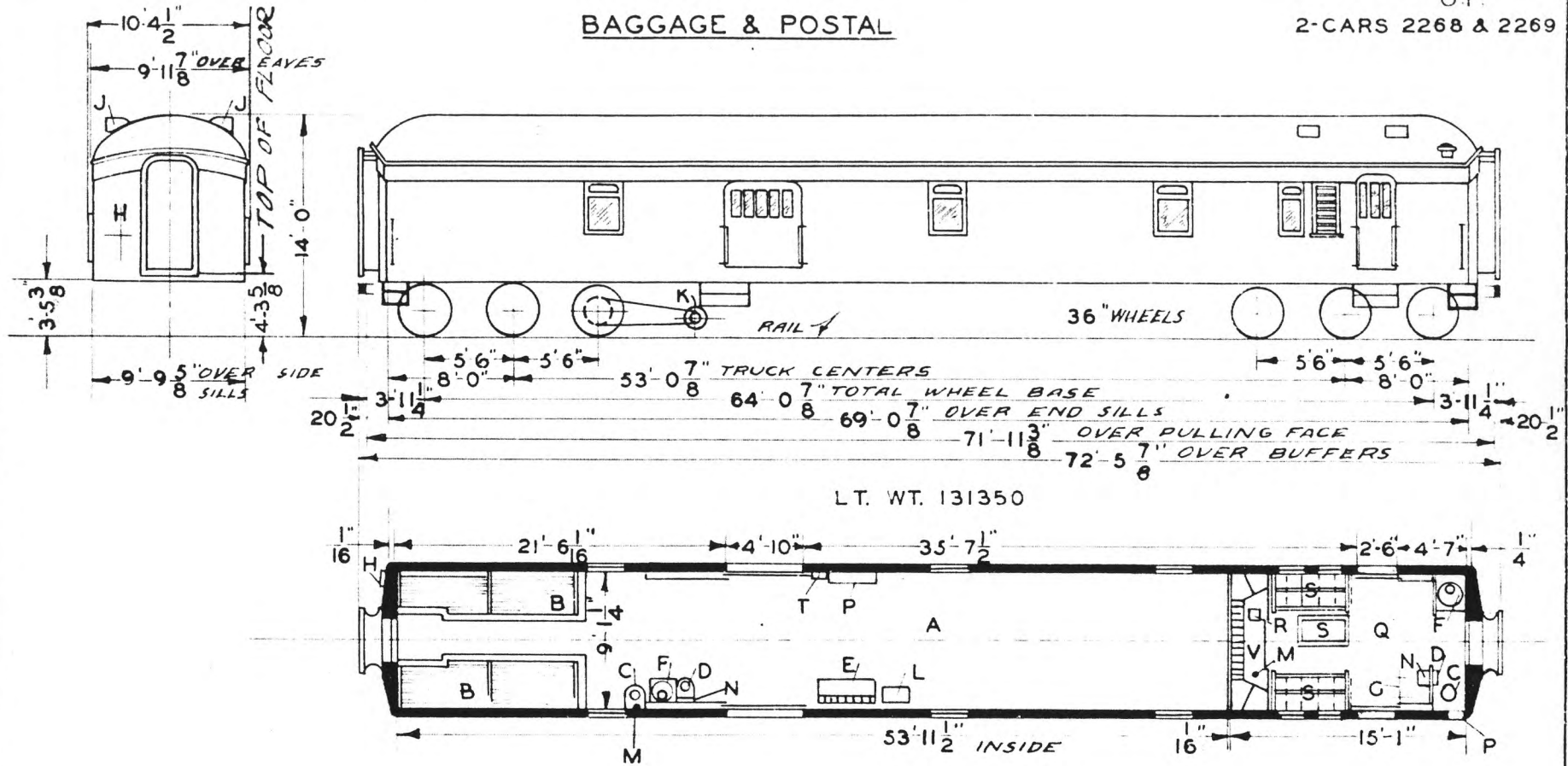
UNION PACIFIC RAILROAD CO.  
RESEARCH AND  
MECHANICAL STANDARDS

U.P. SPEC 316

					ISSUE DATE	DIAGRAM
						P-2-21
					ISSUE DATE	DRAWN
						9-1-49

# BAGGAGE & POSTAL

U.P.  
2-CARS 2268 & 2269



- A - BAGGAGE COMP'T.
- B - FISH RACKS
- C - HOPPER
- D - WASHSTAND
- E - DESK
- F - STOVE
- G - STANCHIONS
- H - HANDBRAKE
- I - VENTS
- J - GENERATOR
- K - SWITCHBOARD LOCKER
- L - FIRE EXT.
- M - WATER COOLER
- N - WRECKING TOOLS
- O - POSTAL COMP'T.
- P - RUBBER PAD
- Q - MAIL BAG HANGERS & LETTER SEPARATORS
- R - BAGG. ROLLERS
- S - LETTER CASE & SORTING TABLE

MAIL APT. MODIFIED TO SUIT  
R.M.S. FLOOR PLAN SHEETS 1936  
PER DWG. 282-CB-22004

AXLES 5" X 9"  
WATER SYSTEM-GRAVITY  
STEAM HEAT-VAPOR CO - STOVES

BUILT-A.C. & F. CO.-1927  
FLOOR PLAN-D-CB-20826-DATED-  
12-1-25

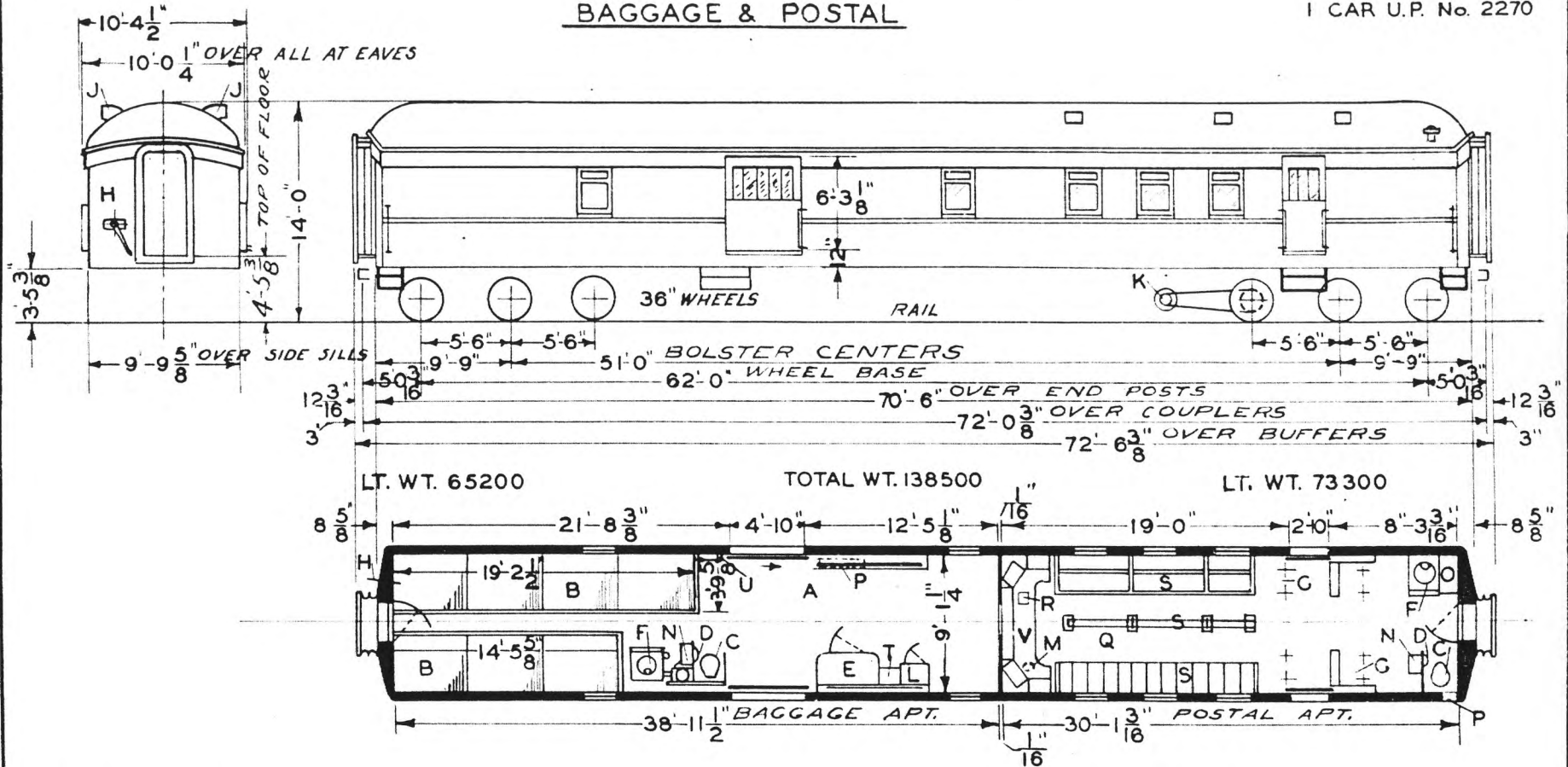
UNION PACIFIC RAILROAD CO.  
RESEARCH AND  
MECHANICAL STANDARDS

U.P. SPEC. 317

			12-10-4	DIAGRAM
			ISSUE DATE	P-2-22
		A	ISSUE DATE	DRAWN
				10-27-41

# BAGGAGE & POSTAL

U.P.  
1 CAR U.P. No. 2270



- A - BAGGAGE COMP'T.
- B - FISH RACKS
- C - HOPPER
- D - WASHSTAND
- E - DESK
- F - STOVE
- G - STANCHIONS
- H - HANDBRAKE
- J - VENTS
- K - GENERATOR
- L - SWITCHBOARD LOCKER
- M - FIRE EXT.
- N - WATER COOLER-ICE
- O - LOCKER
- P - WRECKING TOOLS
- Q - POSTAL COMP'T.
- R - RUBBER PAD
- S - MAIL BAG HANGERS & LETTER SEPARATORS
- T - SHELF FOR ELEC. HOT PLATE
- U - BAGG. ROLLERS
- V - LETTER CASE & SORTING TABLE

- AXLES 5" X 9"
- WATER SYSTEM - GRAVITY
- STEAM HEAT - VAPOR CO. STOVES
- CAST INTEGRAL PEDESTALS
- BLOXONEND FLOOR - BOTH APT'S.

BUILT - PRESSED STEEL CAR CO. 1931  
FLOOR PLAN - 234-CB-21621

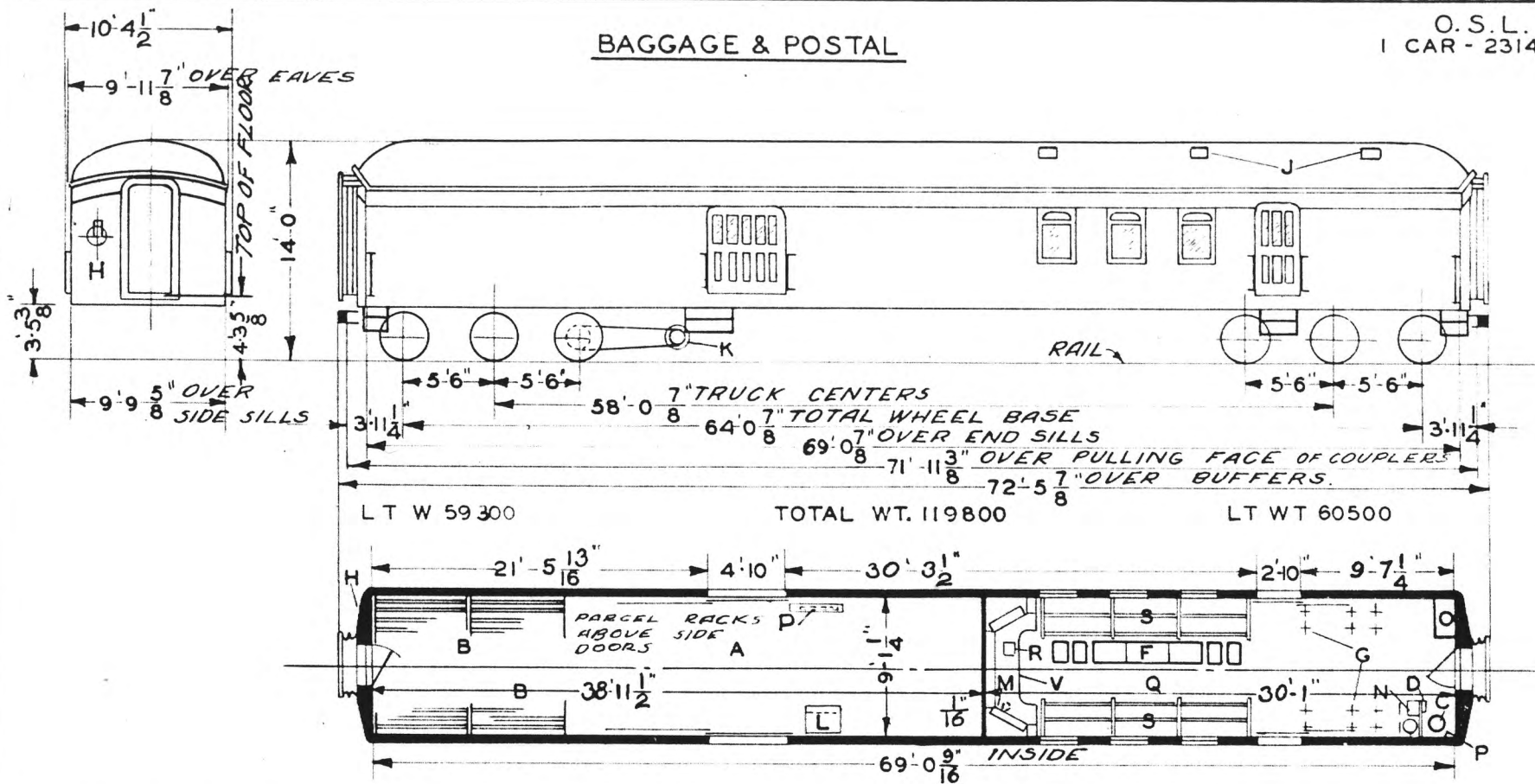
UNION PACIFIC RAILROAD CO.  
RESEARCH AND  
MECHANICAL STANDARDS

		2-10 46	1-12 43	ISSUE DATE	DIAGRAM P-2-23
		B	A	ISSUE DATE	DRAWN 10-27-41

U.P. SPEC. 316

# BAGGAGE & POSTAL

O. S. L.  
1 CAR - 2314



LT W 59300

TOTAL WT. 119800

LT WT 60500

- A - BAGGAGE COMP'T.
- B - FISH RACKS
- C - HOPPER
- D - WASHSTAND
- E - DESK
- F - SORTING TRAYS
- G - STANCHIONS
- H - HANDBRAKE
- I - VENTS
- J - GENERATOR
- K - ELECTRIC LOCKER
- L - FIRE EXT.
- M - WATER COOLER
- N - LOCKER
- O - WRECKING TOOLS
- P - POSTAL COMP'T.
- Q - RUBBER PAD
- R - MAIL BAG HANGERS & LETTER SEPARATORS
- T - BAGG. ROLLERS
- U - LETTER CASE & SORTING TABLE

STEAM COFFEE HEATER APPLIED

AXLES 5' X 9"  
WATER SYSTEM - GRAVITY  
STEAM HEAT VAPOR CO.

BUILT P. C. & M. CORP. 1911  
FLOOR PLAN - D-CB-10346  
REMODELED - 1940  
REMODELED FLOOR PLAN - 237 CB 22791  
WINDOWS BLANKED IN BAGG. APT.

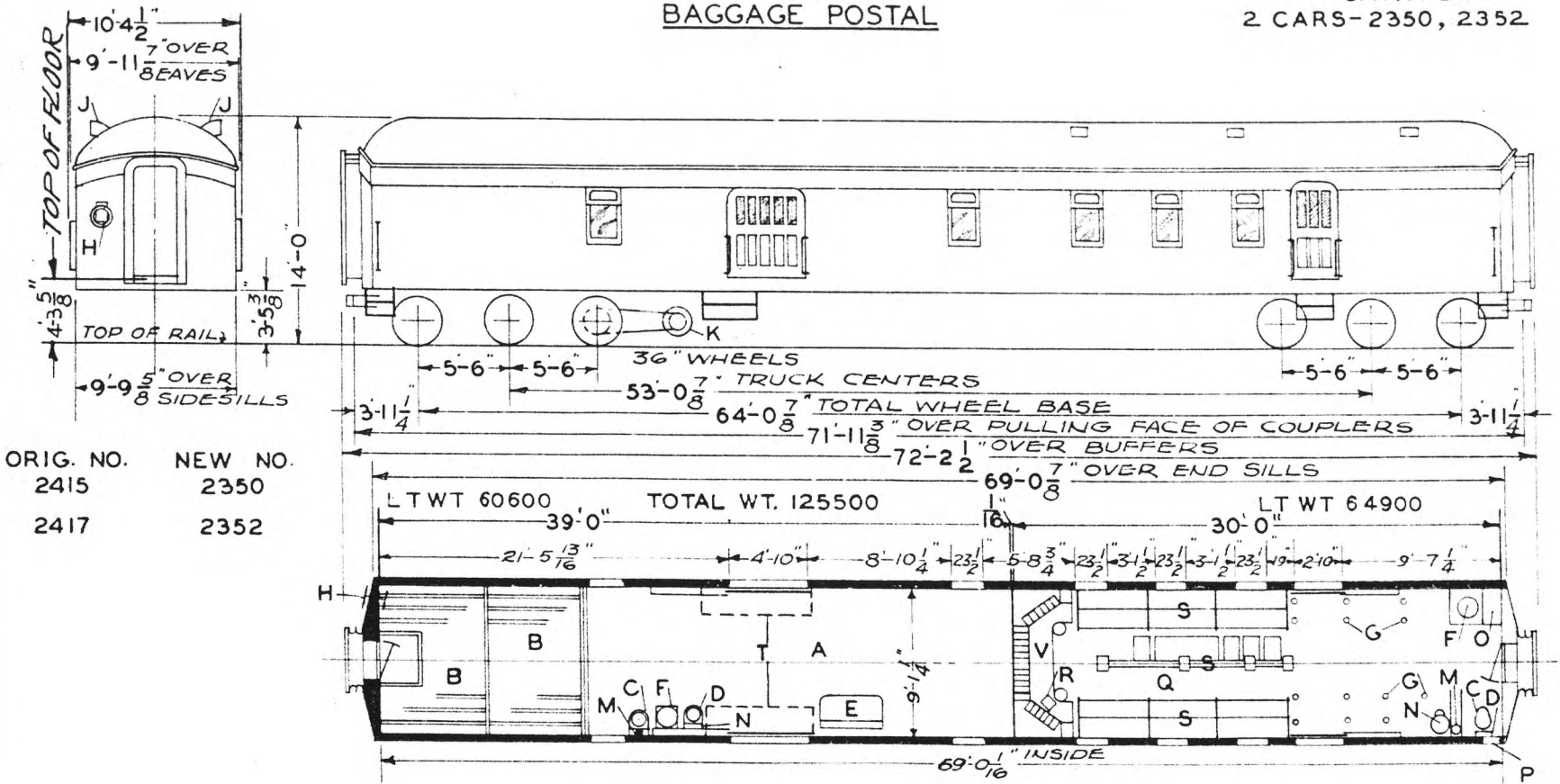
UNION PACIFIC RAILROAD CO.  
RESEARCH AND  
MECHANICAL STANDARDS

U.P. SPEC. 232

				12-10-46	DIAGRAM P-2-24
				ISSUE DATE	DRAWN 10-27-41
				A	

# BAGGAGE POSTAL

Q.W.R.&N.  
2 CARS-2350, 2352



ORIG. NO.	NEW NO.
2415	2350
2417	2352

LT WT 60600 TOTAL WT. 125500 LT WT 64900

- A - BAGGAGE COMP'T.
- B - FISH RACKS
- C - HOPPER
- D - WASHSTAND
- F - DESK
- T - STOVE
- G - STANCHIONS
- I - HANDBRAKE
- J - VENTS
- X - GENERATOR
- L -
- M - FIRE EXT.
- N - WATER COOLER-ICE
- O - LOCKER
- P - WRECKING TOOLS
- Q - POSTAL COMP'T.
- R - RUBBER PAD
- S - MAIL BAG HANGERS & LETTER SEPARATORS
- T - PARCEL RACKS
- U -
- V - LETTER CASE & SORTING TABLE

AXLE GEN. ON ALL CARS  
CARS EQUIPPED WITH LETTER -  
CASES 10" DEEP

AXLES 5" X 9"  
WATER SYSTEM - GRAVITY

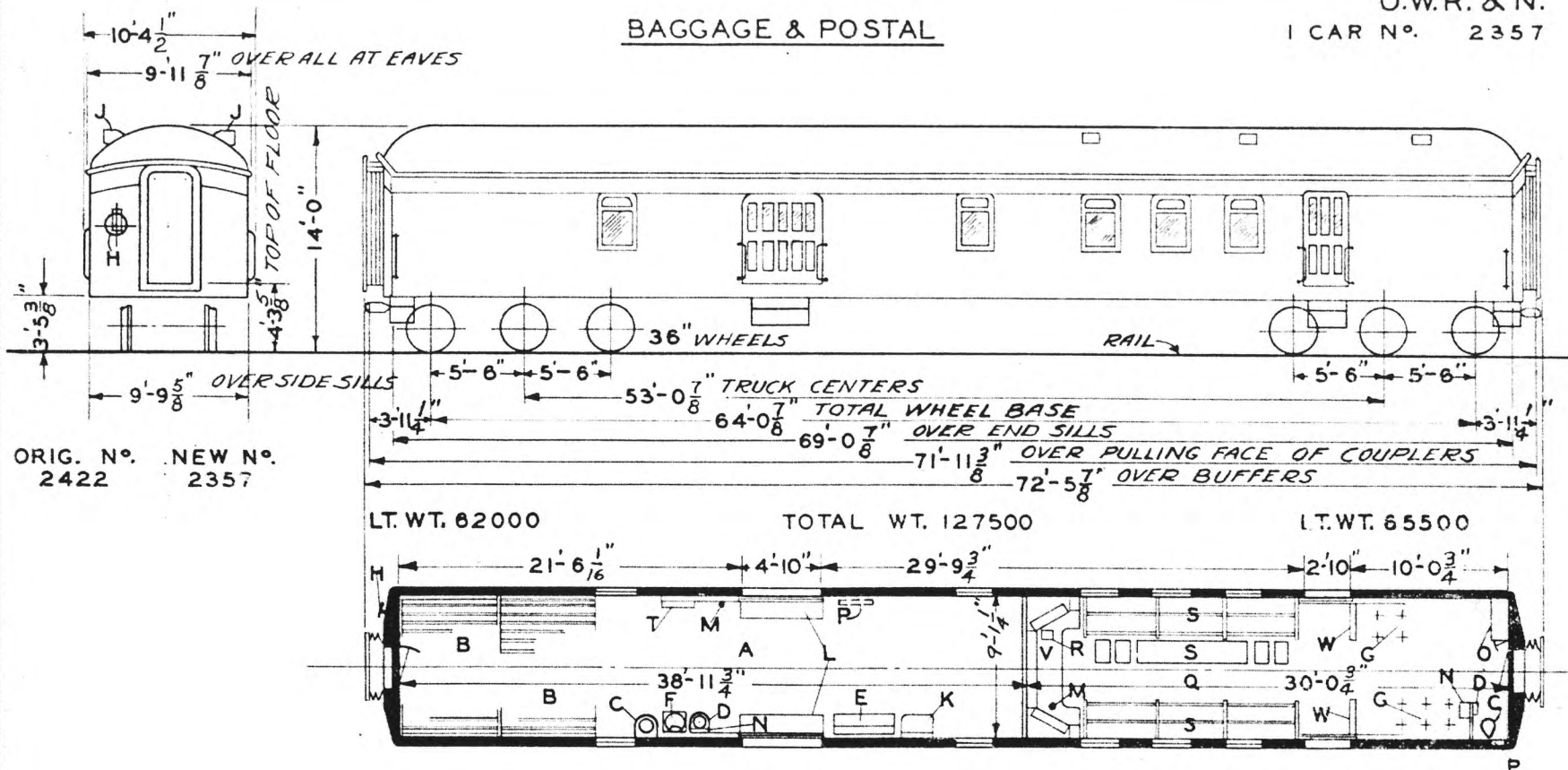
BUILT - P.C.&M. CORP. - 1911

UNION PACIFIC RAILROAD CO.  
RESEARCH AND  
MECHANICAL STANDARDS

			12-20-46	DIAGRAM
			ISSUE DATE	P-2-25
		A	ISSUE DATE	DRAWN
				10-27-41

# BAGGAGE & POSTAL

O.W.R. & N.  
1 CAR N<sup>o</sup>. 2357



ORIG. N<sup>o</sup>. 2422  
NEW N<sup>o</sup>. 2357

LT. WT. 62000

TOTAL WT. 127500

LT. WT. 65500

- A - BAGGAGE COMP'T.
- B - FISH RACKS
- CC - HOPPER
- D - WASHSTAND
- E - DESK
- T - STOVE
- G - STANCHIONS
- H - HANDBRAKE
- J - VENTS
- K - ELECTRIC LOCKER
- L - PARCEL RACKS
- M - FIRE EXT.
- N - WATER COOLER
- O - LOCKER
- P - WRECKING TOOLS
- Q - POSTAL COMP'T.
- R - RUBBER PAD
- S - MAIL BAG HANGERS & LETTER SEPARATORS
- T - BAGG. ROLLERS
- U -
- V - LETTER CASE & SORTING TABLE
- W - BULKHEAD COILS 20-2" PIPE HIGH

CAR EQUIPT. WITH 4 K.W. AXLE GEN.  
STOVE REMOVED, NEW WARDROBE,  
2-BULKHEAD COILS-APPLIED 1942

AXLES 5 X 9"  
WATER SYSTEM-GRAVITY  
STEAM HEAT-VAPOR CO.-STOVE

BUILT- P. C. & M. CORP.-1913  
FLOOR PLAN-D-CB-10346

UNION PACIFIC RAILROAD CO.  
RESEARCH AND  
MECHANICAL STANDARDS

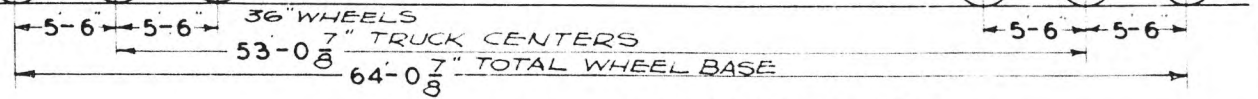
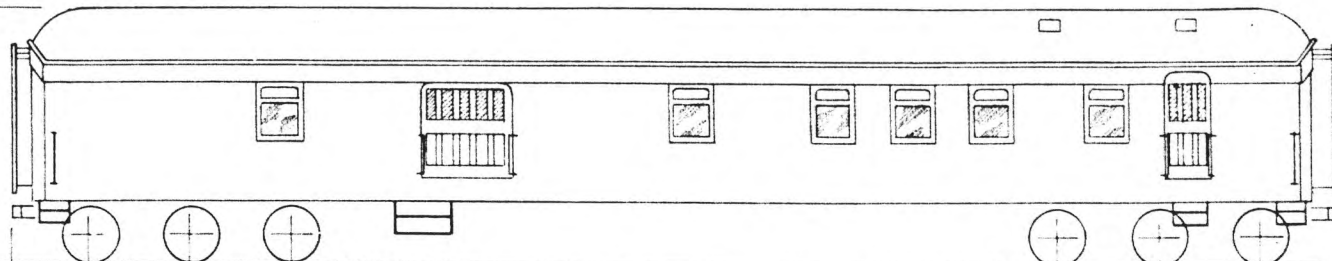
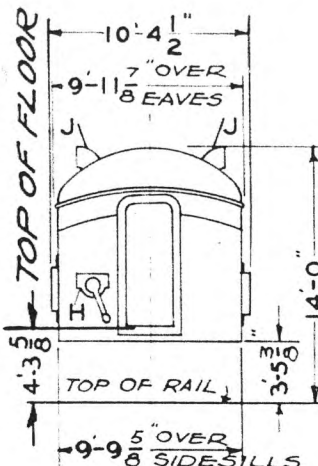
U. P. SPEC. 232

					DATE	DIAGRAM
					P-2-26	
					ISSUE	DRAWN
					1-12-43	

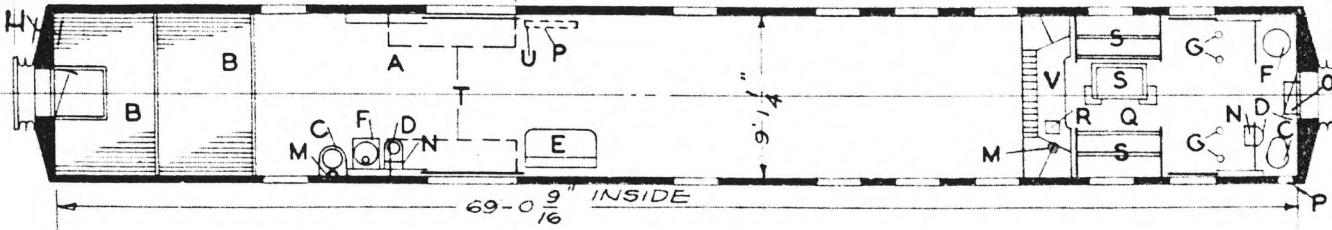
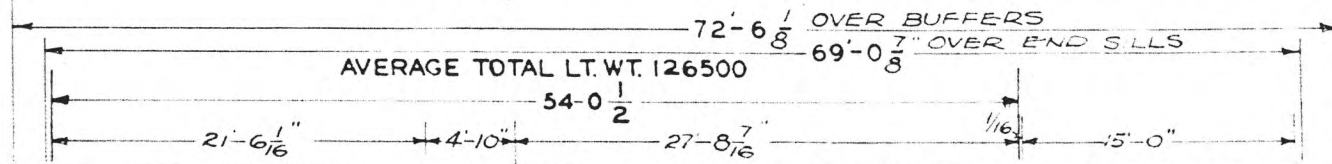


# BAGGAGE & POSTAL

O.W.R. & N.  
2 CARS - 2363, 2364



ORIG. NO.	NEW NO.
2428	2363
2429	2364



- A - BAGGAGE COMPT.
- B - FISH RACKS
- C - HOPPER
- D - WASHSTAND
- E - DESK
- F - STOVE
- G - STANCHIONS
- I - HANDBRAKE
- J - VENTS
- K -
- L -
- M - FIRE EXT.
- N - WATER COOLER
- O - WARDROBE
- P - WRECKING TOOLS
- Q - POSTAL COMPT.
- R - RUBBER PAD
- S - MAIL BAG HANGERS & MAIL SEPARATORS
- T - PARCEL RACKS
- U - BAGG. ROLLER BELOW
- V - LETTER CASE AND SORTING TABLE

CARS ARE EQUIPPED WITH GAS, ELEC. AND OIL LIGHTS

AXLES 5 X 9"  
 WATER SYSTEM - GRAVITY  
 STEAM HEAT VAPOR CO. & STOVES

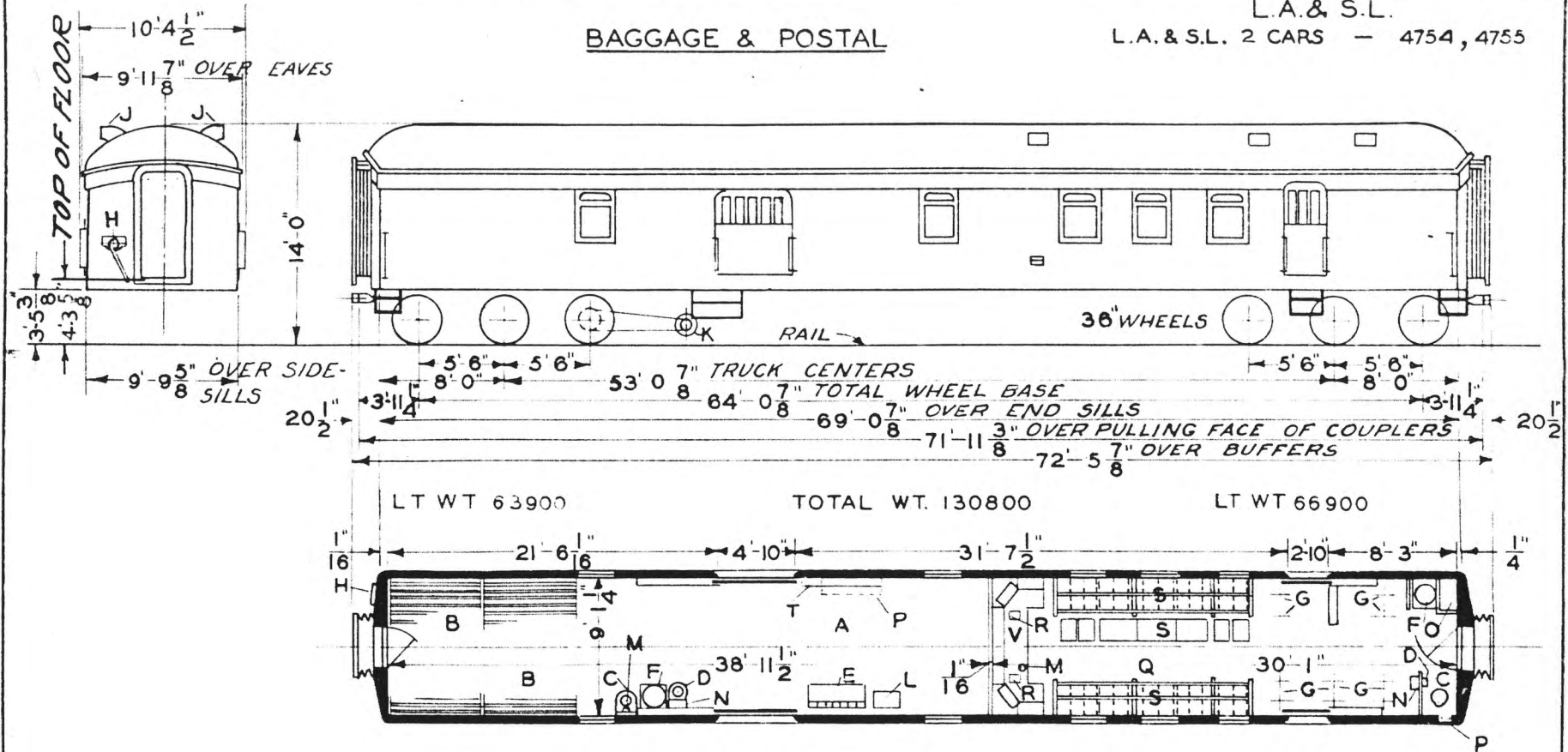
BUILT - P.C. & M. CORP. - 1914

UNION PACIFIC RAILROAD CO.  
 RESEARCH AND MECHANICAL STANDARDS

				12-10-41	DATE	DIAGRAM P-2-27
				A	ISSUE	DRAWN 10-27-41

**BAGGAGE & POSTAL**

L.A. & S.L.  
L.A. & S.L. 2 CARS - 4754, 4755



- A - BAGGAGE COMP'T.
- B - FISH RACKS
- C - HOPPER
- D - WASH STAND
- E - DESK
- F - STOVE
- G - STANCHIONS
- H - HANDBRAKE
- J - VENTS
- K - GENERATOR
- L - SWITCHBOARD LOCKER
- M - FIRE EXT.
- N - WATER COOLER
- O - LOCKER
- P - WRECKING TOOLS
- Q - POSTAL COMP.T.
- R - RUBBER PAD
- S - MAIL BAG HANGERS & LETTER SEPARATORS, PAPER BOXES ABOVE
- T - BAGG. ROLLERS
- V - LETTER CASE & SORTING TABLE

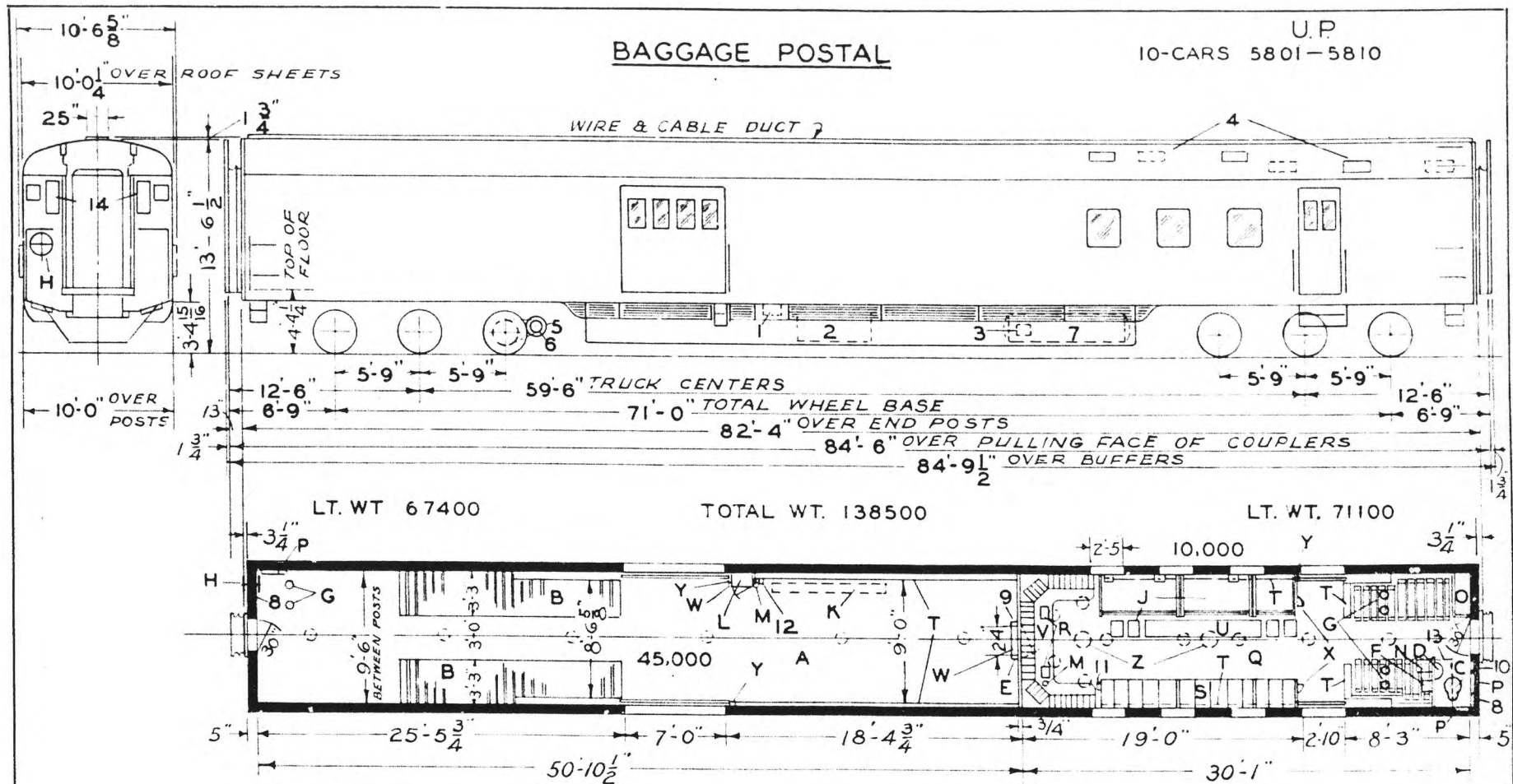
AXLES 5"x9"  
WATER SYSTEM - GRAVITY  
STEAM HEAT - VAPOR CO. & STOVES

BUILT - A.C. & F. CO. - 1926  
FLOOR PLAN - DCB - 20826

UNION PACIFIC RAILROAD CO.  
RESEARCH AND  
MECHANICAL STANDARDS

U.P. SPEC. 316

		12-10-46	DATE	DIAGRAM
				P-2-28
A			ISSUE	DRAWN
				10-27-41



- A - BAGGAGE COMP'T.
- B - FISH RACKS
- C - HOPPER
- D - FOLDING WASHSTAND A & W 251
- E - CREEP DOOR
- F - STEAM COOKER
- G - STANCHIONS
- H - HAND BRAKE PEACOCK NO.880
- J - MAIL BAG HANGERS BELOW
- K - STRETCHER HOOKS ABOVE
- L - ELECTRIC LOCKER
- M - FIRE EXT. 1-QT.
- N - WATER COOLER-GEISEL WITH FOOD COMPT. NO.473
- O - LOCKER
- P - WRECKING TOOLS
- Q - POSTAL COMPT.
- R - RUBBER PADS 10 X 10"
- S - PAPER BOXES ABOVE
- T - FIN TUBING RADIATOR
- U - SORTING TABLE
- V - LETTER CASE & SORTING TABLE
- W - CONDUCTORS VALVE
- X - CYNDER GUARD
- Y - SIGNAL VALVE ELEC. PNUE.
- Z - CEILING FANS S.C.L. & H. NO. 19529

- 1 - BATT. CHNGNG. REC. PN.CO. BURA-152-B
- 2 - " BOX EDISON 500 AMP.
- 3 - QUICK SERVICE VALVE
- 4 - VENTS
- 5 - GEN. 4 KW- TRK. MTD. S.C.H. & L.CO.
- 6 - D.L. JENNINGS GEN. DRIVE
- 7 - SUPPLY RESERVOIR
- 8 - FOLDING BUCKET
- 9 - W A B SPEED CONTROL LOCKER
- 10 - FIRST AID KIT
- 11 - SWITCH BOX
- 12 - DOOR OPENER LEVER
- 13 - OVERHEAD WATER TANK
- 14 - JUNCTION BOXES

- AXLES 6" X 11" - ROLLER BEARINGS
- WATER SYSTEM - GRAVITY
- STEAM HEAT - UNIT FIN RADIATION
- FLOOR - BLOX-ON-END
- HSC SPEED GOV. CONTROL BRAKES
- \*1196-2 1/2" FLEX. STEAM CONDUIT

BUILT P.S.C.M. CO. 1941  
 FLOOR PLAN 7470 LOT 6664  
 " " 237 CB 22830  
 REMODELED FLOOR PLAN 237 CB 24000

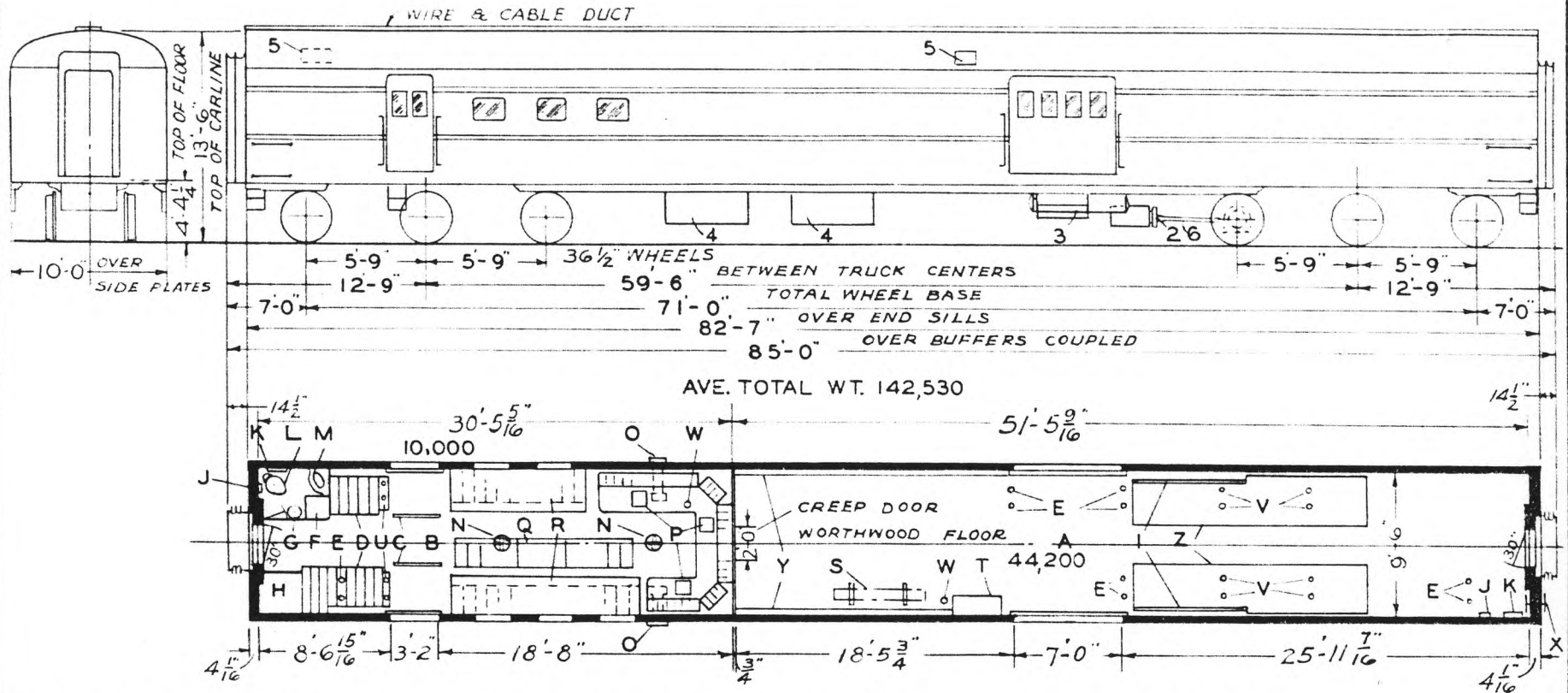
UNION PACIFIC RAILROAD CO.  
 RESEARCH AND  
 MECHANICAL STANDARDS

TIGHT LOCK COUPLERS  
 A.A.R. RADIAL CONN. YOKE  
 TWIN CUSHION  
 WAUGHMAT DRAFT GEAR

					DIAGRAM P-2-29
				ISSUE/DATE	DRAWN 9-1-49

# BAGGAGE MAIL

U.P.  
3-CARS 5811-5813



- A - BAGGAGE APARTMENT
- B - POSTAL APARTMENT
- C - SAFETY BARS
- D - FLOOR SLATS
- E - STANCHIONS
- F - HOT PLT.-STEAM COOKER-DRINKING WATER-REFRIGERATOR
- G - REFUSE CAN
- H - WARDROBE
- J - FIRST AID KIT & FLASH LIGHT CASE
- K - WRECKING TOOL CASE
- L - HOPPER
- M - WASH BASIN
- N - FANS
- O - LETTER CHUTE
- P - PADS
- Q - CENTER TABLE
- R - TABLES-LETTER CASES ABOVE-DRAWERS BELOW
- S - STRETCHER HOOKS ABOVE
- T - ELECTRIC LOCKER
- U - REMOVABLE STANCHIONS
- V - FLOOR DRAINS
- W - FIRE EXT.
- X - HAND BRAKE
- Y - VAPOR FIN RADIATION
- Z - REMOVABLE FLOOR SECTIONS

- 1 - PRESSED CHANNEL DOOR GUARD
- 2 - GENERATOR
- 3 - AIR SUPPLY RESERVOIRS
- 4 - BATTERY BOX
- 5 - EXHAUST VENT.
- 6 - SPICER DRIVE

- ROLLER BEARINGS
- AXLES- 6" X 11"
- WATER SYSTEM- GRAVITY
- STEAM HEAT- UNIT FIN RADIATION VAPOR CO.
- SASH 1/4" SHATTERPROOF GLASS INSIDE 1/4" " " OUTSIDE
- COUPLER- TIGHTLOCK TYPE- H
- DRAFT GEAR- WAUGHMAT TWIN CUSHION

BUILT A.C.F. CO. 1949-50  
FLOOR PLAN 7667153 - LOT 3028

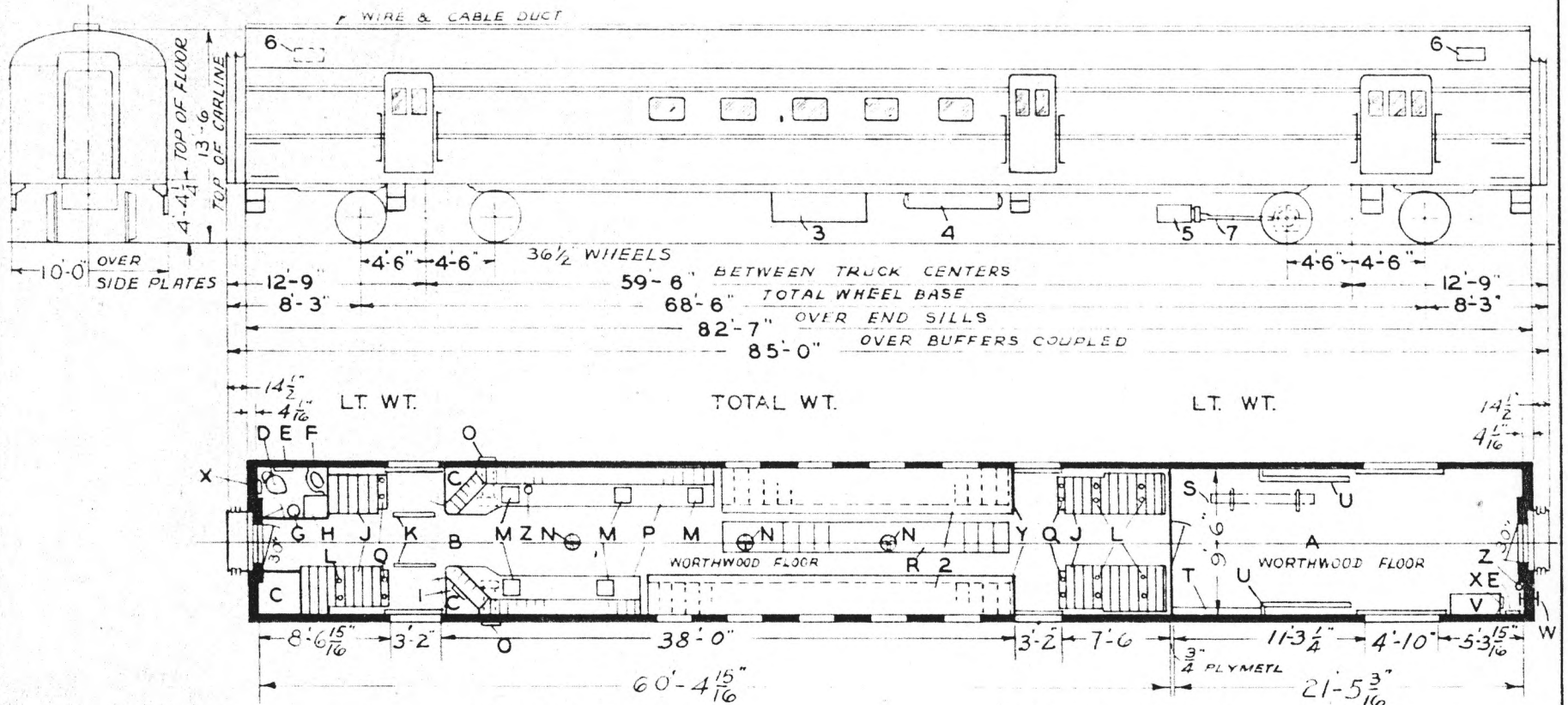
UNION PACIFIC RAILROAD CO.

RESEARCH AND MECHANICAL STANDARDS

										DIAGRAM P-2-30
										DRAWN 9-1-49

BAGGAGE MAIL

U. P.  
3-CARS 5900-5902



- A - MAIL STORAGE
- B - POSTAL APARTMENT
- C - WARDROBE
- D - HOPPER
- E - WRECKING TOOL CASE
- F - WASH BASIN
- G - REFUSE CAN
- H - HOT PLT. - STEAM COOKER - DRINKING WATER - REFRIGERATOR
- J - FLOOR SLATS
- K - SAFETY BARS
- L - STANCHIONS
- M - PADS
- N - FANS
- O - LETTER CHUTE
- P - TABLES-LETTER CASES ABOVE-DRAWERS BELOW
- Q - REMOVABLE STANCHIONS
- R - EXTRA CENTER TABLE
- S - STRETCHER HOOKS ABOVE
- T - VAPOR FIN TUBING RADIATOR
- U - PRESSED CHANNEL DOOR GUARD
- V - ELECTRIC LOCKER
- W - HAND BRAKE
- X - FIRST AID KIT & FLASH LIGHT CASE
- Y - STATIONARY BULKHEAD
- Z - FIRE EXT.

- 1 - CANDLE LAMPS
- 2 - BAG RACK - PAPER BOXES ABOVE
- 3 - BATTERY BOX
- 4 - AIR SUPPLY RESERVOIRS
- 5 - GENERATOR
- 6 - EXHAUST VENT.
- 7 - SPICER DRIVE

- ROLLER BEARINGS
- AXLES - 8 X 11
- WATER SYSTEM - GRAVITY
- STEAM HEAT - UNIT FIN RADIATION VAPOR CO.
- SASH - 1/4 SHATTER PROOF GLASS INSIDE 1/4" " " " " " OUTSIDE
- COUPLER - TIGHTLOCK TYPE - H
- DRAFT GEAR - WAUGHMAT TWIN CUSHION

BUILT A.C.F. CO.  
FLOOR PLAN 7867152 - LOT 3027

UNION PACIFIC RAILROAD CO.

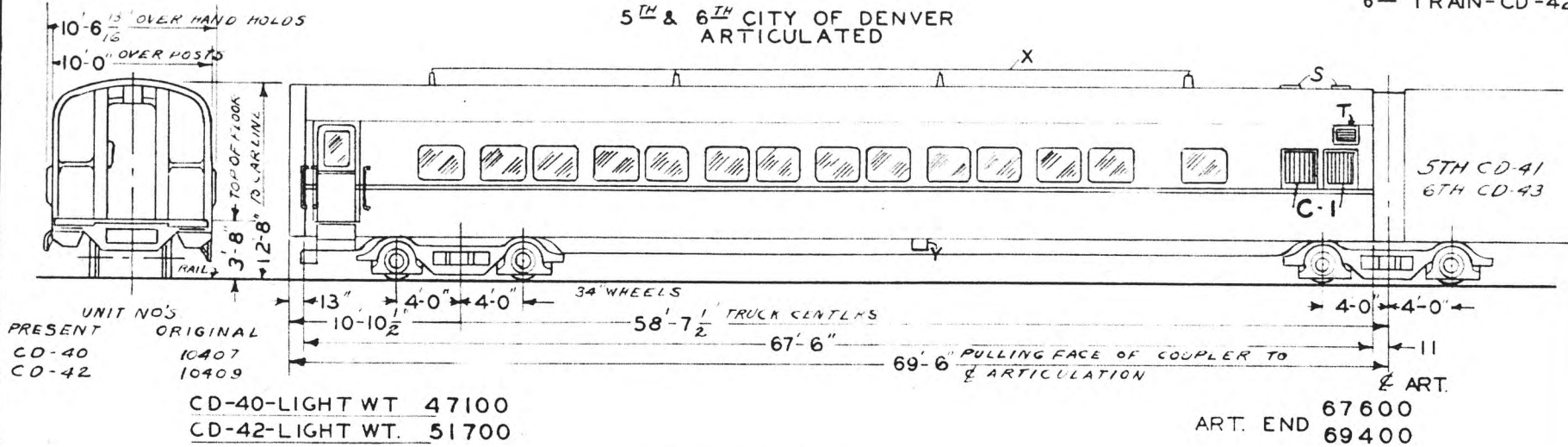
RESEARCH AND  
MECHANICAL STANDARDS

									DIAGRAM P-2-31
									DRAWN 9-1-49

# COACH

5<sup>TH</sup> & 6<sup>TH</sup> CITY OF DENVER  
ARTICULATED

U.P. C&N.W.  
5<sup>TH</sup> TRAIN-CD-40  
6<sup>TH</sup> TRAIN-CD-42

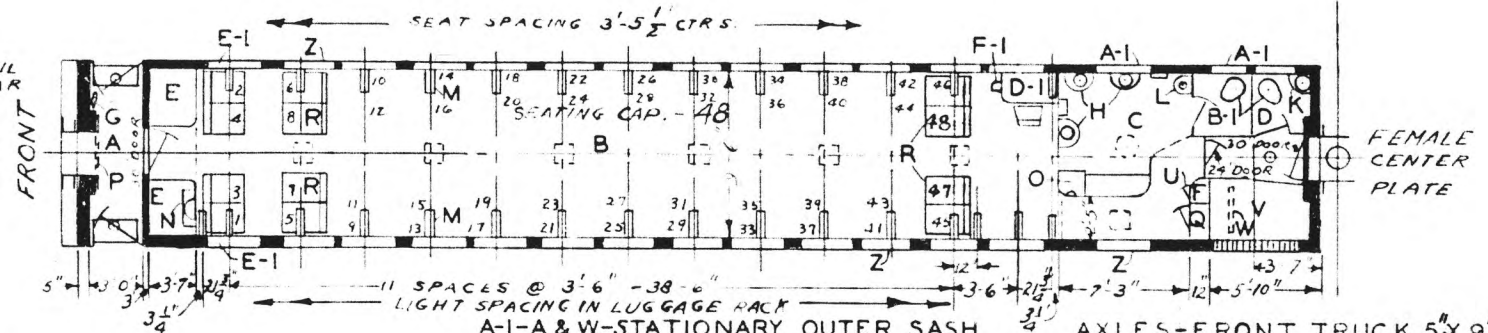


UNIT NOS	PRESENT	ORIGINAL
CD-40	10407	10407
CD-42	10409	10409

CD-40-LIGHT WT. 47100  
CD-42-LIGHT WT. 51700

ART. END 67600  
69400

LIGHT WEIGHT AT RAIL  
INCLUDES WATER - CAR  
READY TO RUN



- A- VESTIBULE
- B- MAIN COMPT
- C- MENS ROOM
- D- WOMENS TOILET
- E- BAGG. & PILLOW LOCKER
- F- PORTERS LOCKER
- G- HAND BRAKE
- H- WASHSTANDS-CRANE RR 108-A
- K- WASHSTAND-CRANE RR 110-A
- L- DENTAL LAV.-CRANE SPEC 2D
- M- PARCEL RACKS & LIGHTS-A & W 407
- N- RADIO & LOUDSPEAKER-R.C.A. VICTOR-MODEL C-15-3
- O- WATER COOLER-GE.-MODEL #19ED23-B26
- P- FOLDING GATE
- Q- ELECT. LOCKER & A.C. PANEL
- R- SEATS- HEYWOOD WAKEFIELD #981-P-19-S
- S- VENTS
- T- AIR INTAKE
- U- FIRE EXT.-1QT. PYRENE
- V- A.C. EQUIPT.-PULLMAN 1936
- W- 4"X 33"X 24 5/8" FILTER
- X- AERIAL
- Y- WATER FILLER
- Z- A&W STATIONARY OUTER SASH--3/16" POLISHED PLATE GLASS & SWINGING INNER SASH-1/4" SAFETY GLASS-MAIN COMPT.

- A-1-A & W-STATIONARY OUTER SASH 3/16" PRESSED PRISM GLASS AND SWINGING INNER SASH-1/4" SAFETY GLASS-MENS ROOM & TOILETS
- B-1-DUNER HOPPER
- C-1-CONDENSER AIR INTAKE
- D-1-CONDUCTORS DESK CHAIR & LAMP
- E-1-CAR NUMBERING DEVICE
- F-1 TELEPHONE

- AXLES-FRONT TRUCK 5"x 9"
- " - REAR " 6 1/2"x 12"
- STEAM HEAT-FLOOR & OVERHEAD-VAPOR CO.
- \*531 WATER HEATER-VAPOR CO.
- A.P. WATER SYSTEM.
- 200 GALLON CAPACITY.
- FRONT END TIGHT LOCK COUPLER WITH INTEGRAL YOKE.
- DRAFT GEAR SINGLE WAUGHMAT.

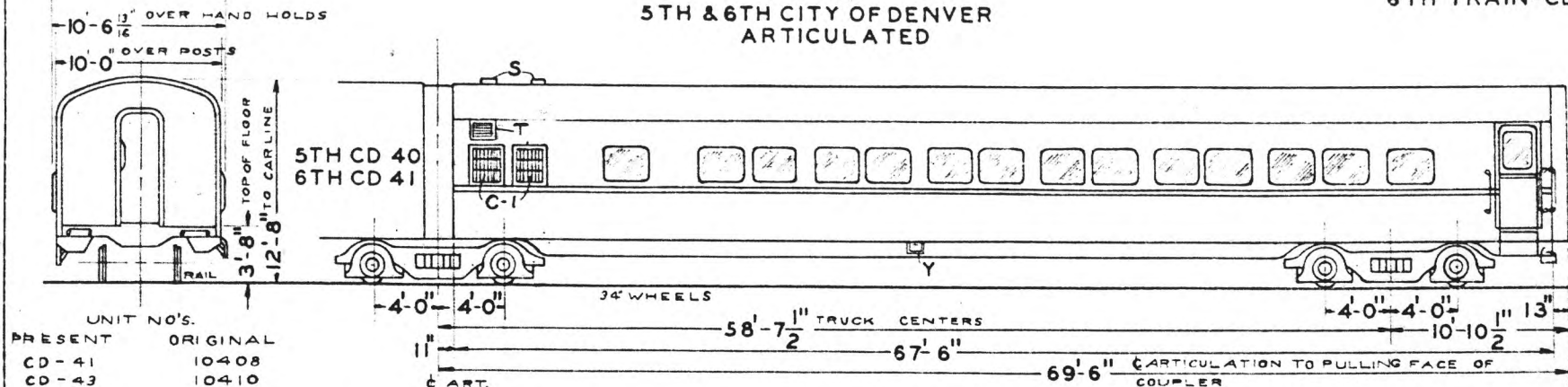
1196-3, 2 1/2" FLEX STEAM CONDUIT.  
1117, 2 1/2" END VALVE - FRONT END.  
1168, 2 1/2" FLEX STEAM CONDUIT AT ART.

UNION PACIFIC RAILROAD CO.  
RESEARCH AND  
MECHANICAL STANDARDS

BUILT BY P.S.C.MFG. CO. --- 1936  
LOT 6485-PLAN 7372  
FLOOR PLAN 75-F-89

			12-16 46	2-1- 43	DIAGRAM P-3-1
			B	A	DRAWN 12-1-39

**COACH**  
5TH & 6TH CITY OF DENVER  
ARTICULATED



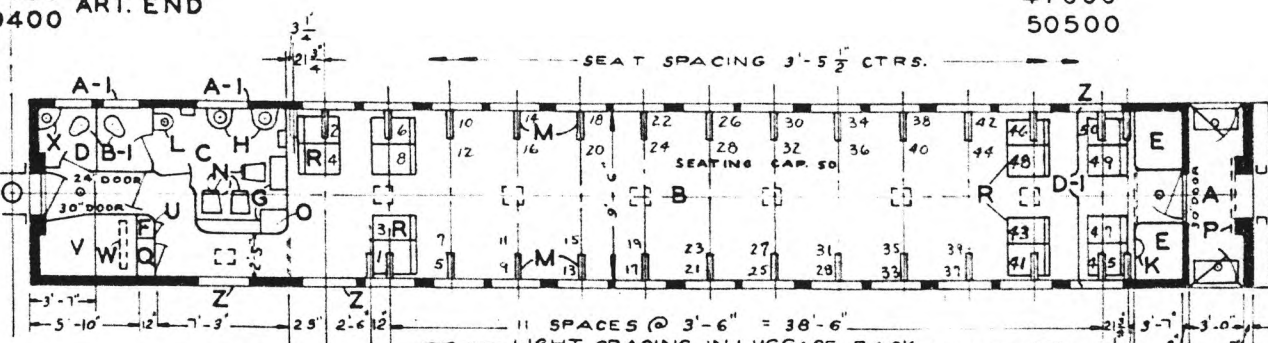
UNIT NO'S.	
PRESENT	ORIGINAL
CD-41	10408
CD-43	10410

CD-41-LIGHT WT. 67600 ART. END  
CD-43-LIGHT WT. 69400

47000  
50500

LIGHT WEIGHT AT RAIL  
INCLUDES WATER-CAR  
READY TO RUN

MALE  
CENTER  
PLATE  
  
FRONT



- A - VESTIBULE
- B - MAIN COMP'T.
- C - WOMENS ROOM
- D - MENS TOILET
- E - BAGG. & PILLOW LOCKER
- F - PORTERS LOCKER
- G - DRESSING TABLE
- H - WASHSTANDS-CRANE NO.RR 10 8
- K - LOUDSPEAKER
- L - DENTAL LAV. CRANE SPEC. NO. 2 D
- M - PARCEL RACKS & LIGHTS-A&W NO. 407
- N - CHAIRS-MARSHALL FIELD CO. NO. 759-4505
- O - WATER COOLER-G.E. MODEL NO.19ED23-B26
- P - FOLDING GATE
- Q - ELEC. LOCKER & A.C. PANEL
- R - SEATS-HEYWOOD WAKEFIELD NO. 981-P-19-S
- S - VENTS
- T - AIR INTAKE
- U - FIRE EXT. 1 QT. PYRENE
- V - A.C. EQUIP'T.-PULLMAN 1936
- W - 4"X33"X24 5/8"FILTER IN EVAPORATOR
- X - WASHSTAND-CRANE NO.RR 110
- Y - WATER FILLER
- Z - A&W STATIONARY OUTER SASH-3/16" POLISHED PLATE GLASS & SWINGING INNER SASH-1/4" SAFETY GLASS-MAIN COMP'T.

- A-1-A&W STATIONARY OUTER SASH-3/16" PRESSED PRISM PLATE GLASS & SWINGING INNER SASH-1/4" SAFETY GLASS-WOMENS ROOM & TOILETS
- B-I-DUNER HOPPER-NO.1-A
- C-I-CONDENSER AIR INTAKE
- D-I-CAR NUMBERING DEVICE

- AXLES-REAR TRUCK 5'X9"
- AXLES-FRONT TRUCK 6 1/2"X12"
- STEAM HEAT-FLOOR & OVERHEAD VAPOR CAR HEATING CO. NO. 531 WATER HEATER-VAPOR CO. A.P. WATER SYSTEM 200 GALLON CAPACITY. REAR END TIGHT LOCK COUPLER WITH INTEGRAL YOKE. DRAFT GEAR SINGLE WAUGHMAT. 1100-3.2 1/2" FLEX STEAM CONDUIT 1117.2 1/2" END VALVE REAR END. FOOT RESTS APPLIED TO SEATS. ELEC. OVERHEAD HEAT. ASH TRAYS APPLIED. 1188.2 1/2" STEAM CONDUIT AT ART.

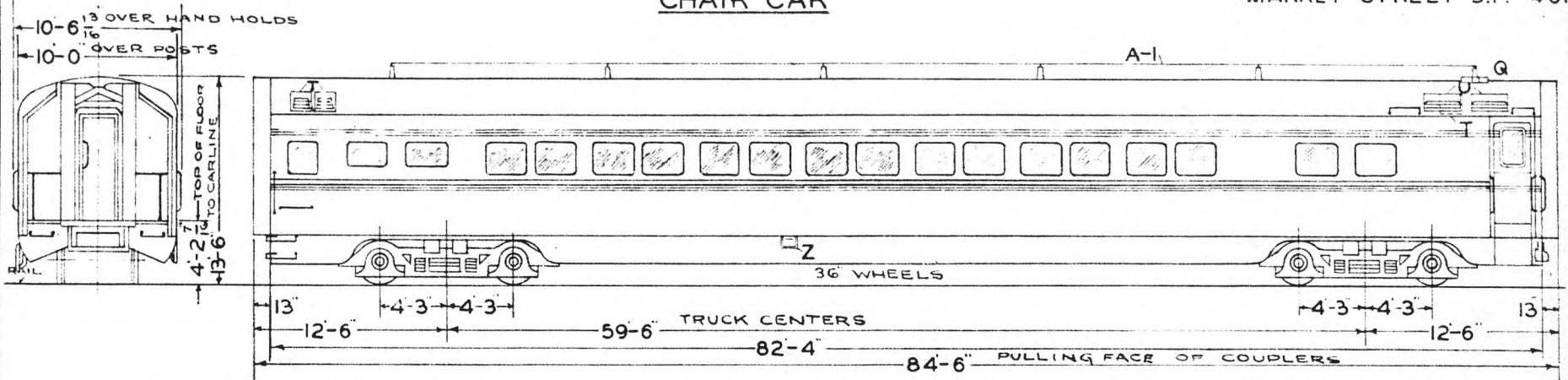
UNION PACIFIC RAILROAD CO.

RESEARCH AND MECHANICAL STANDARDS

BUILT BY P.S.C. MFG. CO. 1936  
LOT 6485 PLAN 7373  
FLOOR PLAN 76-F-23

	12-6	2-1	DATE	DIAGRAM
	46	43		P-3-2
B	A	ISSUE	DRAWN	
			12-1-39	

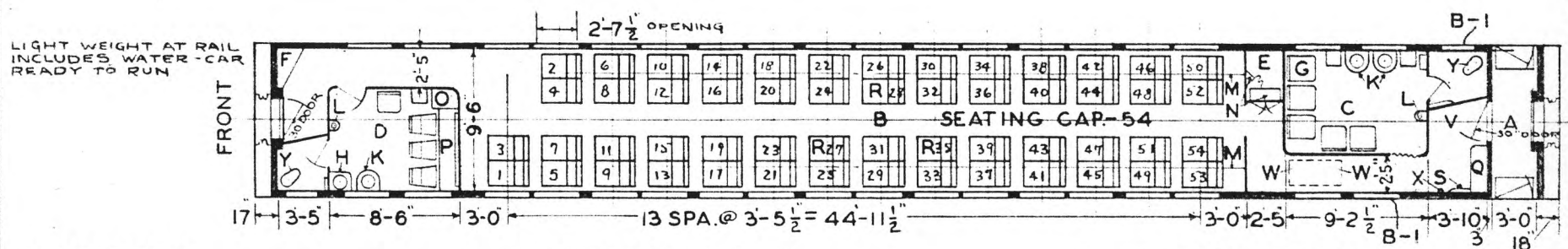
CHAIR CAR



S.F.-401-LIGHT-WT. 56300

TOTAL WT. 116900

60600



- A - VESTIBULE
- B - MAIN COMP'T.
- C - MENS ROOM
- D - WOMENS ROOM
- E - BAGG. & PILLOW LOCKER
- F - PORTERS LOCKER
- G - 5-20X22" CHAIRS
- H - WASHSTAND-S.S. CO'S. #RF 55200
- K - " " " " RF 55000
- L - DENTAL LAV. " " RF 55500
- M - PARCEL RACKS & LIGHTS-LUMINATOR INC. L-5049
- N - RADIO & LOUD SPEAKER-R.C.A VICTOR-RADIO #15K-LOUDSPEAKER #9719
- O - WATER COOLER-GEN. ELEC. #ED-23 -- CONDENSER #CM-337
- P - DRESSING TABLE
- Q - ELEC. LOCKER-VENT IN ROOF
- R - SEATS-HEYWOOD WAKEFIELD-DWG. G-27299-SEAT #981 P 61 SS
- S - A.C. CONTROL CABINET
- T - VENTS- 7 1/2" EXH. FANS
- U - FRESH AIR INTAKES-6X9X25 FILTERS
- V - A.C. EQUIP'T.-PULLMAN-1937
- W - RECIRCULATED AIR-2X20X20" FILTERS
- X - FIRE EXT-1 QT. PYRENE
- Y - DUNER HOPPERS-#106 1/2
- Z - WATER FILLER
- A-I-AERIAL
- B-I-ELEC. CAR NUMBERING SIGN

TIGHT LOCK COUPLER  
 DRAFT GEARS TWIN WAUGHMAT  
 #1196-2 1/2" FLEX. STEAM CONDUIT &  
 #1117-2 1/2" END VALVES

AXLES-FRONT TRUCK 6" X 11"  
 " REAR " 6" X 11"  
 STEAM HEAT-FLOOR & OVERHEAD--  
 VAPOR CAR HEATING COMPANY.  
 ELEC. HEAT-OVERHEAD-C.C.H. CO'S-  
 DWG. A-10459.  
 #585 WATER HEATER-VAPOR COMPANY.  
 #525 MIXING VALVE - " "  
 AIR PRESSURE WATER SYSTEM  
 300 GALLON CAPACITY.  
 WATER FILTER-EVERPURE 3D.  
 DEHYDRATED SASH-THROUGHOUT CAR.  
 HSC SPEED GOV. CONTROL AIR BRAKES  
 APP'D. 1941.  
 TRIM MOULDING.

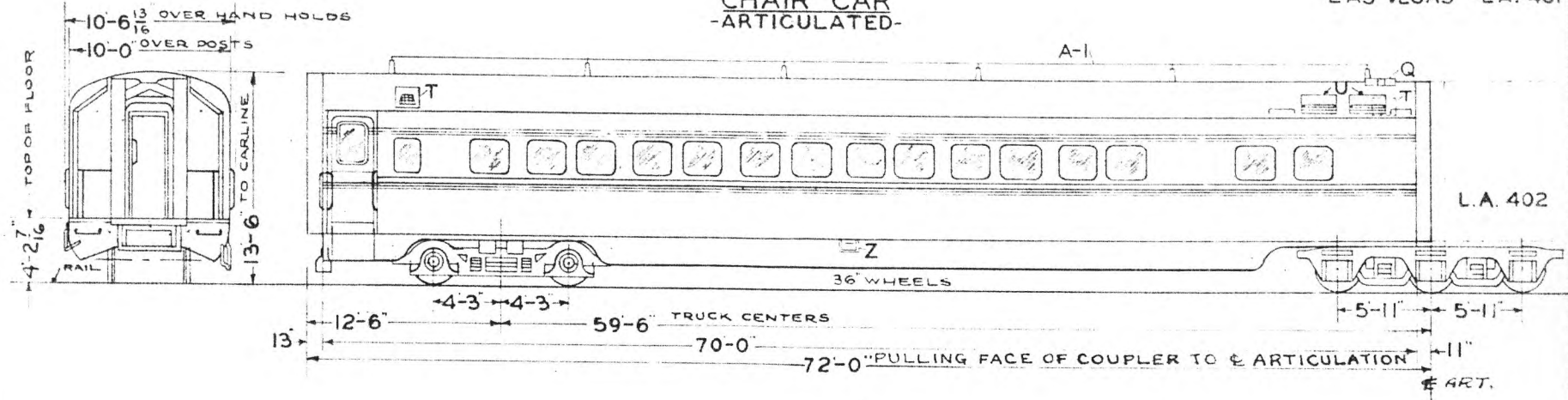
UNION PACIFIC RAILROAD CO.  
 RESEARCH AND  
 MECHANICAL STANDARDS

BUILT BY P.S.C. MFG. CO. - 1937  
 LOT 6524 PLAN 7400  
 FLOOR PLAN-DWG. 237-ST-802

		12/6	2/43	DATE	DIAGRAM
		B	A	ISSUE	P-3-3
					DRAWN
					12-1-39



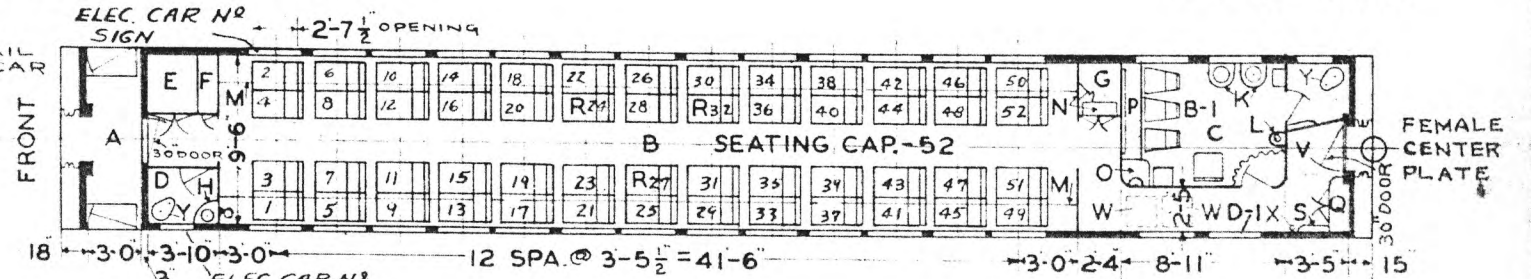
CHAIR CAR  
-ARTICULATED-



L.A. 401-LIGHT WT. 64000

ART. END 92800

LIGHT WEIGHT AT RAIL  
INCLUDES WATER - CAR  
READY TO RUN



- A - VESTIBULE
- B - MAIN COMP'T.
- C - WOMENS ROOM
- D - MENS TOILET
- E - BAGGAGE LOCKER
- F - PORTERS
- G - PILLOW
- H - WASH STAND-S.S. CO'S. RF-55400
- K - " " " " RF-55000
- L - DENTAL LAV. - " " RF-55500
- M - PARCEL RACKS & LIGHTS-LUMINATOR INC. L-5049
- N - RADIO LOUD SPEAKER & CONVERTER
- O - WATER COOLER-GEN. ELEC. ED-23-B--CONDENSER--CM-337
- P - DRESSING TABLE
- Q - ELEC. LOCKER-VENT IN ROOF
- R - SEATS-COACH & CAR EQUIP'T. CO'S. 804
- S - A.C. CONTROL CABINET
- T - VENTS-7 1/2' EXH. FANS
- U - FRESH AIR INTAKES-6'X9'X25' FILTERS
- V - A.C. EQUIP'T. - OVERHEAD - UNIT - PULLMAN
- W - RECIRCULATED AIR-2'X20'X20' FILTERS
- X - FIRE EXT.-1 QT. PYRENE
- Y - DUNER HOPPER-106 1/2
- Z - WATER FILLER
- A-1 AERIAL
- B-1 CHAIRS-WOMENS ROOM-GEN. FIRE PROOFING CO. 5406-20

BUILT BY PSCM Co 1937  
LOT 6524 PLAN 7394  
FLOOR PLAN DWG. 237 ST 801 --- CAR  
CONVERTED TO SELF CONTAINED UNIT -  
JAN. 1941 EQUIPT WITH WAUKESHA ICE -  
ENGINE MODEL-D --- WAUKESHA EVAP. SUB -  
COOLER-60 GAL. --- " 2-3 CYL. -  
FUEL CABINETS-TYPE M

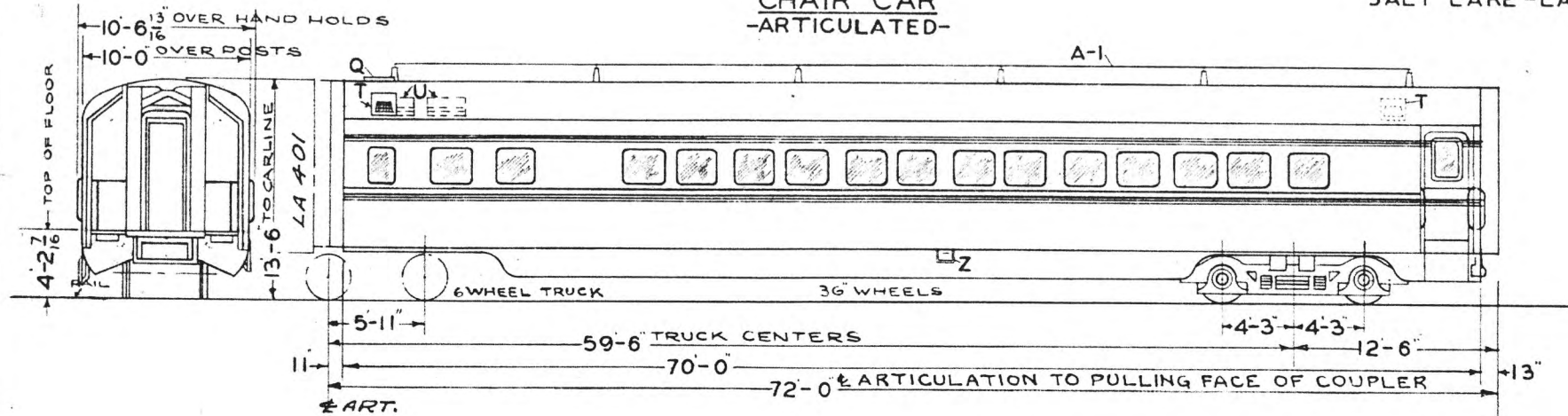
AXLES-FRONT TRUCK 6'X11"  
" REAR " 6'X11"  
STEAM HEAT-FLOOR & OVERHEAD--  
VAPOR CAR HEATING COMPANY  
ELEC HEAT-OVERHEAD-C.C.H. CO'S. DWG.-  
A-10459  
585 WATER HEATER-VAPOR C.H. CO.  
525 MIXING VALVE - " "  
AIR PRESSURE WATER SYSTEM  
300 GALLON CAPACITY  
WATER FILTER-EVERPURE 3D  
DEHYDRATED SASH-THROUGHOUT CAR  
HSC SPEED GOV. CONTROL AIR BRAKES--  
APPL'D 1941  
TIGHT LOCK COUPLER  
FRONT END ONLY

2-BATT. BOXES-  
EXIDE - EPTA-19-C  
450 AMP.HR. 8HR. RATE  
1 WAUKESHA ENGINE GEN. UNIT 7 1/2 KW  
MODEL F.C.  
TRIM MOULDING  
D-1 WRECKING TOOLS ABOVE &  
FOLDING BUCKETS BELOW  
DRAFT GEAR TWIN WAUGHMAT  
1196 2 1/2" FLEX. STEAM CONDUIT &  
#1117 - 2 1/2" " END VALVE FRONT END  
1168 - 2 1/2" FLEX CONDUIT REAR END

UNION PACIFIC RAILROAD CO  
RESEARCH AND  
MECHANICAL STANDARDS

		126	DATE	DIAGRAM
		46		P-374
		2-7	ISSUE	DRAWN
		43		12-1-39
		B		
		A		

CHAIR CAR  
-ARTICULATED-

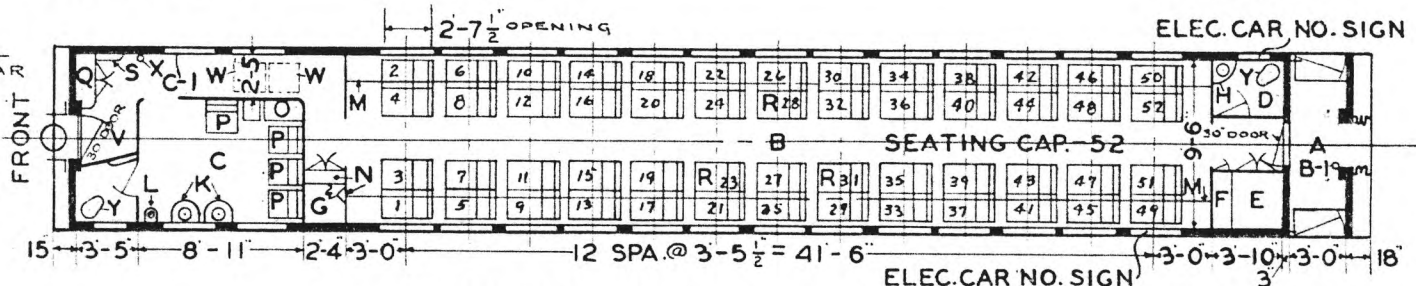


L.A. 402-LIGHT WT.- 92800 ART END

63400

LIGHT WEIGHT AT RAIL  
INCLUDES WATER - CAR  
READY TO RUN

MALE  
CENTER  
PLATE



- A - VESTIBULE
- B - MAIN COMP'T.
- C - MEN'S ROOM
- D - WOMENS TOILET
- E - BAGGAGE LOCKER
- F - PORTERS "
- G - PILLOW "
- H - WASH STAND-S.S. CO'S. -RF-55400
- K - " " " -RF-55000
- L - DENTAL LAV. " " -RF-55500
- M - PARCEL RACKS & LIGHTS-LUMINATOR INC. "L-5049
- N - RADIO LOUD SPEAKER & CONVERTER
- O - WATER COOLER-GEN. ELEC. ED-23-B-CONDENSER "CM-337
- P - CHAIRS-MENS ROOM-GEN. FIREPROOFING CO'S. "4422
- Q - ELEC. LOCKER-VENT IN ROOF
- R - SEATS-COACH & CAR EQUIP'T. CO'S. "804
- S - A.C. CONTROL CABINET
- T - VENTS-7 1/2" EXH. FANS
- U - FRESH AIR INTAKES-6' X 9' X 25" FILTERS
- V - A.C. EQUIP'T.-OVERHEAD UNIT - PULLMAN
- W - RECIRCULATED AIR-2' X 20' X 20" FILTERS
- X - FIRE EXT.-1 QT. PYRENE
- Y - DUNER HOPPERS "106 1/2
- Z - WATER FILLER
- A-I-AERIAL
- B-I-HANDBRAKE
- C-I-WRECKING TOOLS ABOVE & FOLDING BUCKET BELOW

BUILT BY PSC M. Co - 1937  
LOT-6524 PLAN-7395  
FLOOR PLAN DWG 237 ST 803  
CAR CONVERTED TO SELF CONTAINED UNIT  
JAN. 1941 -- EQUIPPED WITH WAUKESHA  
ICE ENGINE MODEL D -- WAUKESHA EVAP  
SUB COOLER 60 GAL -- " 2-3 CYL  
FUEL CABINET TYPE M  
2 BATT BOXES -- EXIDE-EPTA-19-C  
450 AMP HR. 8 HR. RATE

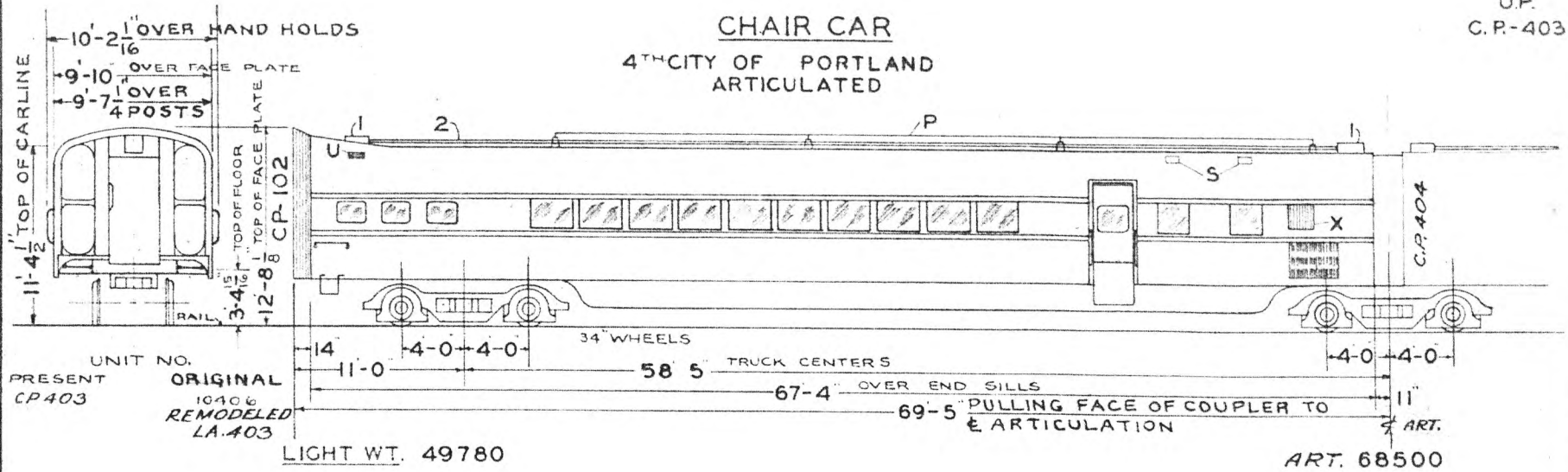
AXLES-FRONT TRUCK 6' X 11"  
" -REAR " 6' X 11"  
STEAM HEAT-FLOOR & OVERHEAD--  
VAPOR CAR HEATING COMPANY  
ELEC. HEAT-OVERHEAD-C.C.H. CO'S-  
DWG. "A-10459  
\*585 WATER HEATER-VAPOR C.H. CO.  
\*525 MIXING VALVE - " "  
AIR PRESSURE WATER SYSTEM  
300 GALLONS CAPACITY  
WATER FILTER-EVERPURE "3D  
DEHYDRATED SASH-THROUGHOUT CAR  
HSC SPEED GOV. CONTROL AIR BRAKES-4I  
TIGHT LOCK COUPLER

DRAFT GEAR TWIN WAUGHMAT  
UNION PACIFIC RAILROAD CO.  
RESEARCH AND  
MECHANICAL STANDARDS

1 WAUKESHA ENGINE GEN. UNIT 7 1/2 K.W.  
MODEL F.C.  
TRIM MOULDING  
1196-2 1/2" FLEX. STEAM CONDUIT &  
#1117-2 1/2" END VALVE REAR END  
1168-2 1/2" FLEX STEAM COND. FRONT END

	12-6 96	2-7 43	11-24 47	DATE	DIAGRAM P-3-5
	C	B	A	ISSUE	DRAWN 12-1-39

**CHAIR CAR**  
4<sup>TH</sup> CITY OF PORTLAND  
ARTICULATED

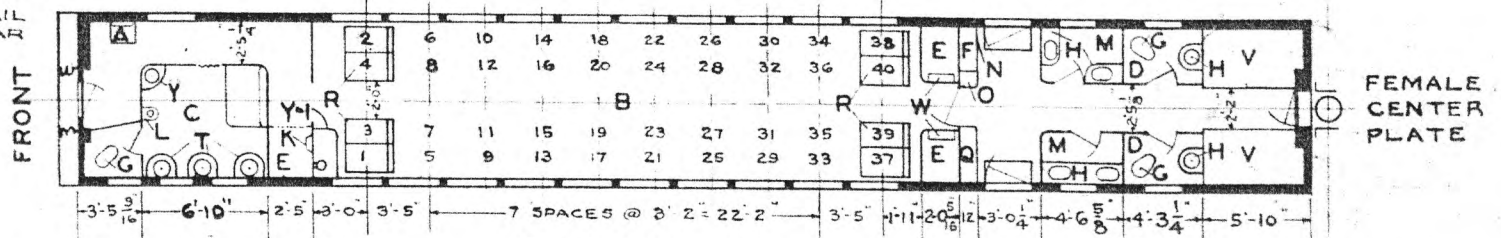


UNIT NO.  
PRESENT ORIGINAL  
CP 403 10406  
REMODELED  
LA. 403

LIGHT WT. 49780

ART. 68500

LIGHT WEIGHT AT RAIL  
INCLUDES WATER-CAR  
READY TO RUN



SEATING CAP.-38

1-JUNCTION BOXES  
2-2 1/2"-TRAIN LINE CONDUIT

AXLES-FRONT TRUCK-5 X 9  
-REAR " 8 X 11"  
STEAM HEAT-FLOOR & OVERHEAD-VAPOR CO.  
594 WATER HEATER-VAPOR CO.  
525 MIXING VALVE - "  
A.P. WATER SYSTEM - 256 GAL. CAP.  
DEHYDRATED SASH-THROUGHOUT CAR  
FOOTRESTS APPLIED TO SEATS-1939  
FRONT END TIGHT LOCK COUPLER  
WITH INTEGRAL YOKE  
DRAFT GEAR SINGLE WAUGHMAT  
1196-3 2-1/2" FLEX. STEAM CONDUIT &  
1117 - 2-1/2" END VALVE, FRONT END  
1168 - 2-1/2" FLEX CONDUIT AT ART.

- A - PORTERS SEAT
- B - MAIN COMP'T.
- C - MENS ROOM
- D - WOMENS TOILETS
- E - BAGG. & PILLOW LOCKER
- F - PORTERS LOCKER
- G - DUNER HOPPER-1-A
- H - WASHSTANDS-WHITE METAL
- K - RADIO & LOUDSPEAKER-RADIO-R.C.A VICTOR 281
- L - DENTAL LAV.-A & W 879
- M - WOMENS WASH ROOM
- N - FIRE EXT.-1 QT. PYRENE
- O - WATER COOLER-ICE
- P - AERIAL
- Q - ELEC. LOCKER & A.C. PANEL
- R - SEATS-HEYWOOD WAKEFIELD 981-P-18
- S - VENTS
- T - LAVATORIES-A & W 877
- U - VENT-7 1/2 EXH. FAN
- V - A.C. EQUIP'T.-PULLMAN-1936
- W - RECIRCULATED AIR-6 X 10 X 20 FILTER
- X - AIR INTAKE-6 X 16 X 20 FILTER
- Y - LAVATORY-A & W 878
- Y-1-CONDUCTORS DESK & LIGHT AT SEATS 1-3

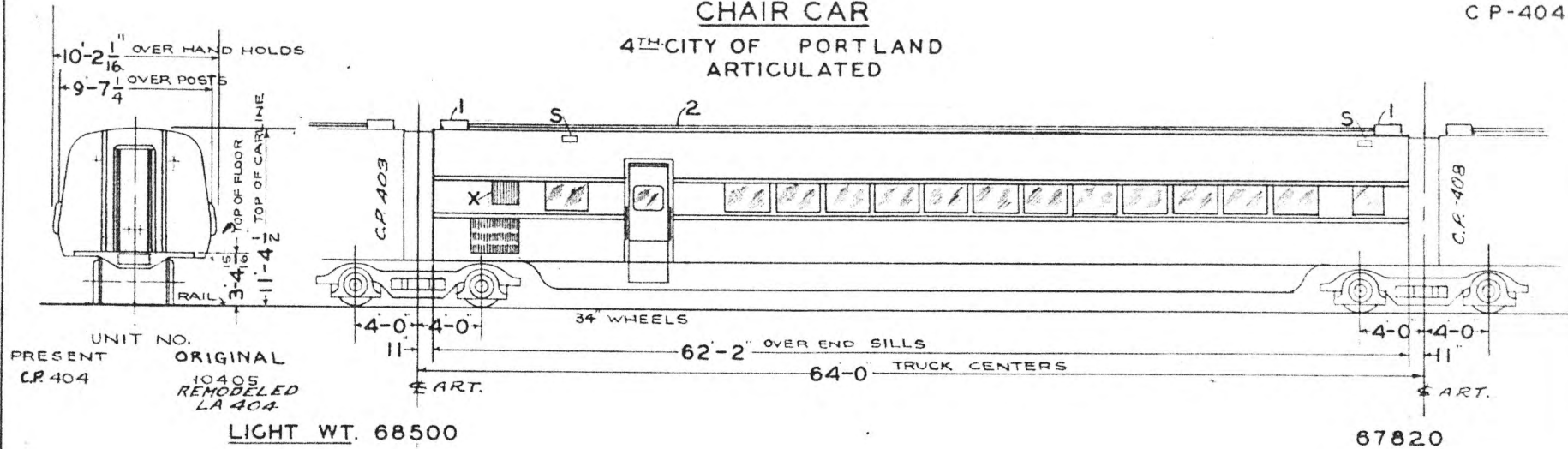
UNION PACIFIC RAILROAD CO.

RESEARCH AND  
MECHANICAL STANDARDS

BUILT BY P. S. C. & MFG. CO. 1936  
LOT 6433-PLAN 7344-C  
REMODELED-1938  
FLOOR PLAN DWG.-237-ST-288

			12-6	2-1	DATE	DIAGRAM
			46	43		P-3-6
			B	A	ISSUE	DRAWN
						12-1-39

CHAIR CAR  
4<sup>TH</sup> CITY OF PORTLAND  
ARTICULATED



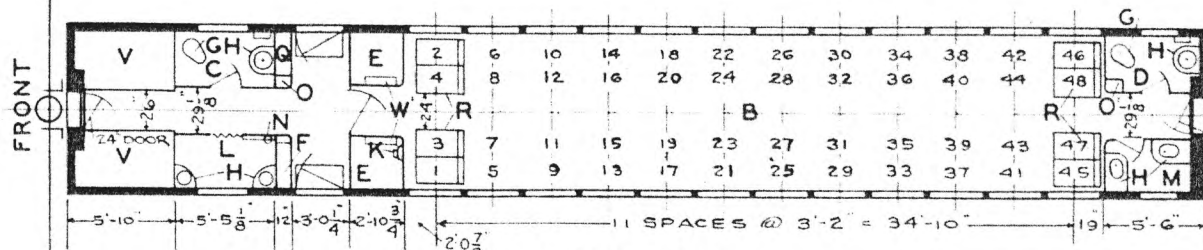
UNIT NO.  
PRESENT ORIGINAL  
C.P. 404 10405  
REMODELED  
LA 404

LIGHT WT. 68500

67820

LIGHT WEIGHT AT RAIL  
INCLUDES WATER-CAR  
READY TO RUN

MALE  
CENTER  
PLATE



FEMALE  
CENTER  
PLATE

SEATING CAP.-48

- A -
- B - MAIN COMP'T.
- C - MENS TOILET
- D - WOMENS TOILET
- E - BAGG. & PILLOW LOCKERS
- F - LOCKER
- G - DUNER HOPPER-1-A
- H - WASHSTANDS-WHITE METAL
- K - LOUDSPEAKER
- L - MENS WASHROOM
- M - WOMENS WASHROOM
- N - FIRE EXT.-1 QT. PYRENE
- O - WATER COOLER-ICE
- P -
- Q - ELEC. LOCKER & A.C. PANEL
- R - SEATS-HEYWOOD WAKEFIELD-981-P-18
- S - VENTS
- T -
- U -
- V - A.C. EQUIP'T.-PULLMAN-1936
- W - RECIRCULATED AIR-6' X 10' X 20' FILTER
- X - AIR INTAKE-6' X 16' X 20' FILTER

- 1 - JUNCTION BOXES
- 2 - 2 1/2" TRAIN LINE CONDUIT

- AXLES-FRONT TRUCK-6X11"
- "-REAR " -6X11"
- STEAM HEAT-FLOOR & OVERHEAD-VAPOR CO.
- ELEC. HEAT-FLOOR-MENS TOILET & WASHROOM-CHROMALOX-CAT. #S-1805
- \*594 WATER HEATER-VAPOR CO.
- \*525 MIXING VALVE -
- A.P. WATER SYSTEM-171 GAL CAP.
- DEHYDRATED SASH-THROUGHOUT CAR
- SEAT NO'S. 45, 47 & 46, 48 ARE NON-RECLINING
- FOOT RESTS APPLIED 1939
- 1168 2-1/2" FLEX. STEAM CONDUIT

UNION PACIFIC RAILROAD CO.

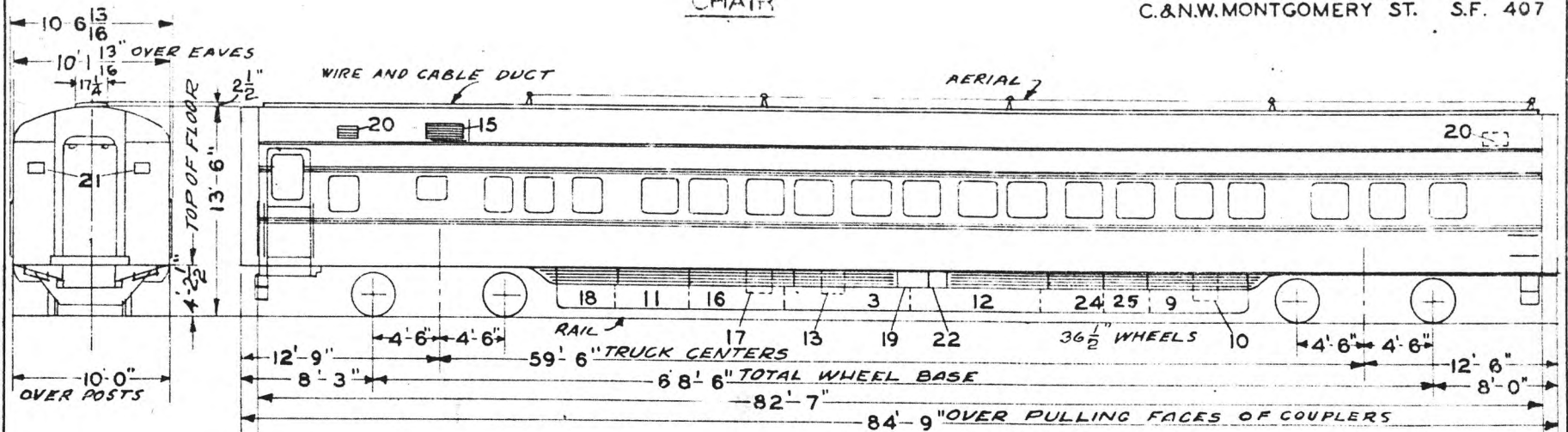
RESEARCH AND  
MECHANICAL STANDARDS

BUILT BY P. S. C. & MFG. CO. 1936  
LOT 6433-PLAN 7343-E  
REMODELED-1938  
FLOOR PLAN DWG.-235-ST-290

		126	46	2-1	43	DATE	DIAGRAM
							P-3-7
		B	A	ISSUE			DRAWN
							12-1-39

CHAIR

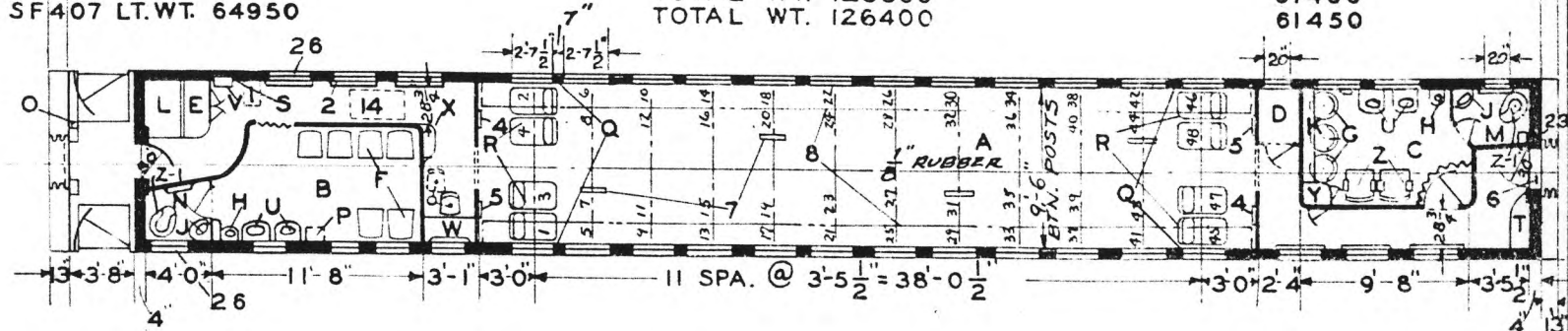
U. P. PASADENA L.A. 405  
C.&N.W. MONTGOMERY ST. S.F. 407



LA405 LT. WT. 85200  
SF407 LT. WT. 64950

TOTAL WT. 126800  
TOTAL WT. 126400

61400  
61450



- A - MAIN COMPT. SEAT CAP. 48
- B - MENS ROOM 1/8" RUBBER
- C - WOMENS ROOM CARPET
- D - BAGG. - PILLOW & RADIO LKR.
- E - SWITCHBOARD LOCKER
- F - CHAIRS GEN. F. Co. 4419
- G - SWIVAL CHAIRS U.P. 104 M. BROS.
- H - DENTAL LAVATORY 9 X 9
- J - WASHSTAND CORNER 12 X 12
- K - DRESSING TABLE
- L - PORTERS LOCKER
- M - WOMENS TOILET
- N - MENS TOILET
- O - HANDBRAKE
- P - DROP TABLE
- Q - CARD TABLE - SOCKET
- R - SEATS - G.C. & E. Co. LA 405-804 UP41
- S - FIRE EXT. SF 407-825 UP40
- T - OVER-COAT LOCKER
- U - WASHSTAND 18 X 15 1/2
- V - A.C. CONTROL CABINET
- W - CONDUCTORS TABLE & SEAT No 118
- X - CONDUCTORS LOCKER
- Y - WATER COOLER - ELEC. EBCO. M. Co 24
- Z - CHAIRS U.P. 1006 M. BROS.
- Z-1 - HOPPER DUNER NO. 506 1/2

- 1 - FOLDING PORTERS SEAT
- 2 - WRECKING TOOLS-OVER WINDOW
- 3 - AIR BRAKE EQUIPMENT
- 4 - LOUDSPEAKER
- 5 - DUMMY SPEAKER GRILLE
- 6 - LIGHT-OVER DOOR
- 7 - AISLE LIGHTS
- 8 - LUGGAGE RACK L-5865 LUMINATOR CO.
- 9 - ICE ENGINE MODEL-E
- 10 - MOTOR GENERATOR SCH & L CO.
- 11 - FUEL TANKS 2 CABT. 3 CYL. EA. & 1 CABT.
- 12 - WATER TANKS 300 GAL. CAP. 2-CYL.
- 13 - A.P.W.S. TANK
- 14 - REC. AIR GRILLE 2-20" X 20" X 2" FILTERS
- 15 - FRESH AIR INTAKE 1-25" X 9" X 6" 1-25" X 9" X 2" FILTERS
- 16 - ENGINE GENERATOR MODEL F.C.X. 7 1/2 KW
- 17 - CONVERTER BOX JANETTE-CS-12 F-500W
- 18 - BATT. BOX EXIDE EIA-23-484 AMP/HR. 8 HR. RATE
- 19 - BATT. CHARGING RECEPTICAL
- 20 - EXH. FAN 9" DIEHL CO.
- 21 - JUNCTION BOXES TIGHT LOCK COUPLERS
- 22 - WATER FILLER VALVE
- 23 - SANITARY PAD DISP. DRAFT GEAR TWIN
- 24 - SUB COOLER WAUGHMAT
- 25 - CONDENSER-AIR
- 26 - ELEC. CAR NUMBERING DEVICE

- AXLES 6" X 11"
- WATER SYSTEM - AIR PRESSURE
- STEAM HEAT - FLOOR & OVERHEAD
- UNIT FIN RADIATION ZONE SYSTEM
- SASH P.P.G.L. Co. DEHY'D 1/4" PL & SAFETY
- WATER FILTER EVERPURE 3-D
- H.S.C. SPEED GOV. CONTROLLED AIRBRAKES
- FLUORESCENT LIGHTS
- #1196-2 1/2 FLEX. STEAM CONDUIT
- BUILT P.S.C.M.CO. 1941
- " " & WAUKESHA
- FLOOR PLAN P.S.C.M. Co. DWG. 82-B-2-C
- PLAN NO. 7444 LOT 6635
- #1117-2 1/2 END VALVES

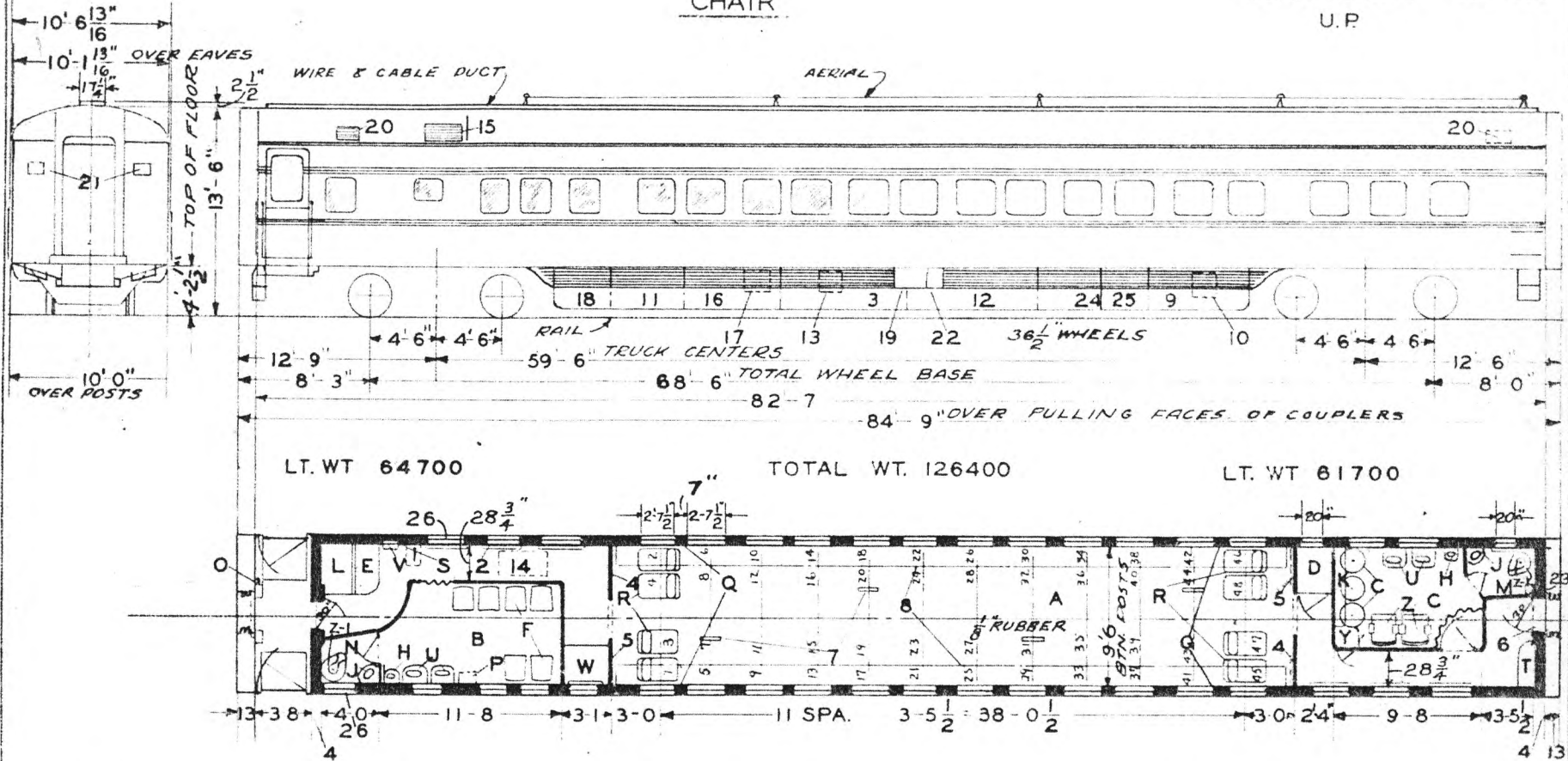
UNION PACIFIC PAILROAD CO  
RESEARCH AND  
MECHANICAL STANDARDS

				12-6	DATE	DIAGRAM
						P-3-8
				A	ISSUE	DRAWN
						10-27-42

CHAIR

BOULDER CITY LA. 406

U.P.



LT. WT 64700

TOTAL WT. 126400

LT. WT 61700

- A - MAIN COMP'T. SEAT CAP. 48
- B - MENS ROOM 1/8 RUBBER
- C - WOMENS ROOM CARPET
- D - BAGG - PILLOW & RADIO LKR.
- E - SWITCH BOARD LOCKER
- F - CHAIRS GEN. FIRE Co. 4419
- G - SWIVAL CHAIRS U.P. No. 104 M. BROS.
- H - DENTAL LAVATORY 9" X 9"
- J - WASHSTAND CORNER 12 X 12
- K - DRESSING TABLE
- L - PORTERS LOCKER
- M - WOMENS TOILET
- N - MENS TOILET
- O - HAND BRAKE
- P - DROP TABLE
- Q - CARD TABLE SOCKET
- R - SEATS - G.C. & E. Co. 804 U.P. 41
- S - FIRE EXT.
- T - OVER COAT LOCKER
- U - WASHSTAND 18 X 15 1/2"
- V - A.C. CONTROL CABINET
- W - LOCKER WITH SHELVES
- X -
- Y - WATER COOLER ELEC. EBCO. M. Co.
- Z - CHAIRS U.P. 1006 M. BROS.
- Z-1 - HOPPER DUNER No. 506 V2

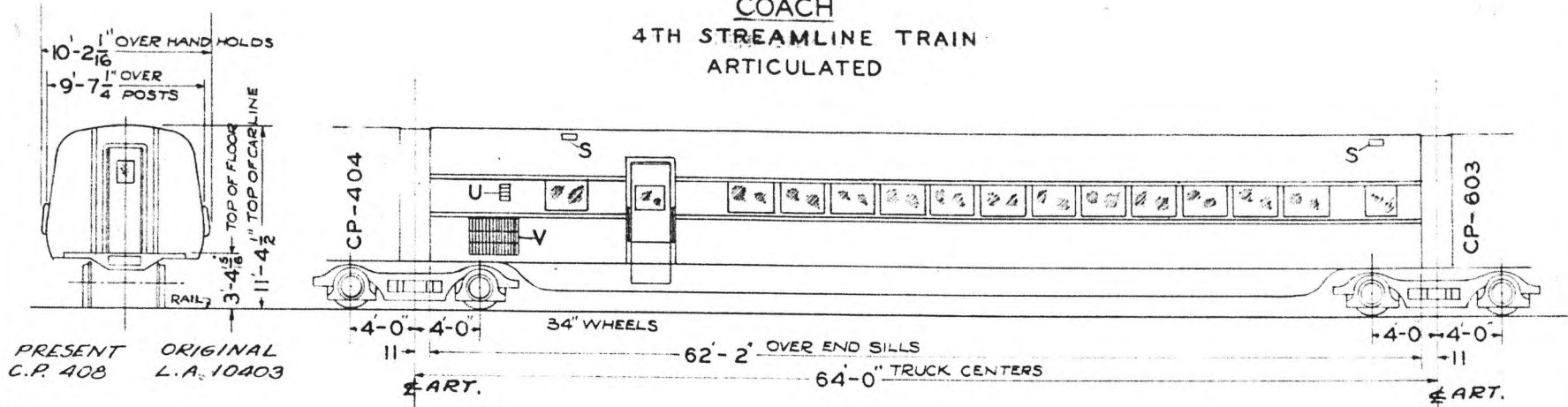
- 1 - FOLDING PORTERS SEAT
- 2 - WRECKING TOOLS-OVER WINDOWS
- 3 - AIR BRAKE EQUIPMENT
- 4 - LOUDSPEAKER
- 5 - DUMMY SPEAKER GRILLE
- 6 - LIGHT OVER DOOR
- 7 - AISLE LIGHTS
- 8 - LUGGAGE RACK L-5865 LUMINATOR INC.
- 9 - ICE ENGINE MODEL-E
- 10 - MOTOR GENERATOR SCH & L CO.
- 11 - FUEL TANKS 2 CABT. 3 CYL. EA. & 1 CABT. A.C.
- 12 - WATER TANKS 300 GAL. CAP. 12 CYL.
- 13 - A.P.W.S. TANK
- 14 - REC. AIR GRILLE 2-20" X 20" X 2" FILTERS
- 15 - FRESH AIR INTAKE 1-25" X 9" X 6" & 1-25" X 9" X 2" FILTERS
- 16 - ENGINE GENERATOR MODEL F.C. X. 7 1/2 KW
- 17 - CONVERTER BOX JANETTE-CS-12-F-500 W
- 18 - BATT. BOX EXIDE-EIA-23-484 AMP. HR-8 HR. RATE
- 19 - BATT. CHARGING RECEP'T
- 20 - EXH. FAN 9" DIEHL CO.
- 21 - JUNCTION BOXES TIGHT LOCK COUPLER
- 22 - WATER FILLER VALVE
- 23 - SANITARY NAPKIN DISP.
- 24 - SUB COOLER DRAFT GEAR TWIN WAUGHMATT
- 25 - CONDENSER-AIR
- 26 - ELEC. CAR NUMBERING DEVICE

- AXLES 6" X 11"
- WATER SYSTEM - AIR PRESSURE
- STEAM HEAT - FLOOR & OVERHEAD
- UNIT FIN RADIATION - ZONE SYSTEM
- SASH P.P.G.L. Co. DEHY'D 1/4" PLT. & SAFETY
- WATER FILTER EVERPURE 3-D
- H.S.C. SPEED GOV. CONTROLLED AIR BRAKES
- FLUORESCENT LIGHTS
- #1196 - 2 1/2" FLEX. STEAM CONDUITS
- BUILT P.S.C.M. CO. 1941
- A.C. & WAUKESHA
- FLOOR PLAN P.S.C.M. CO. DWG 82-B-3-C
- PLAN NO. 7445 LOT 6635
- #1117 - 2 1/2" END VALVES

UNION PACIFIC RAILROAD CO.  
RESEARCH AND  
MECHANICAL STANDARDS

										12 6	46	DIAGRAM
										A	ISSUE DATE	P-3-9
												DRAWN
												10-27-42

COACH  
4TH STREAMLINE TRAIN  
ARTICULATED



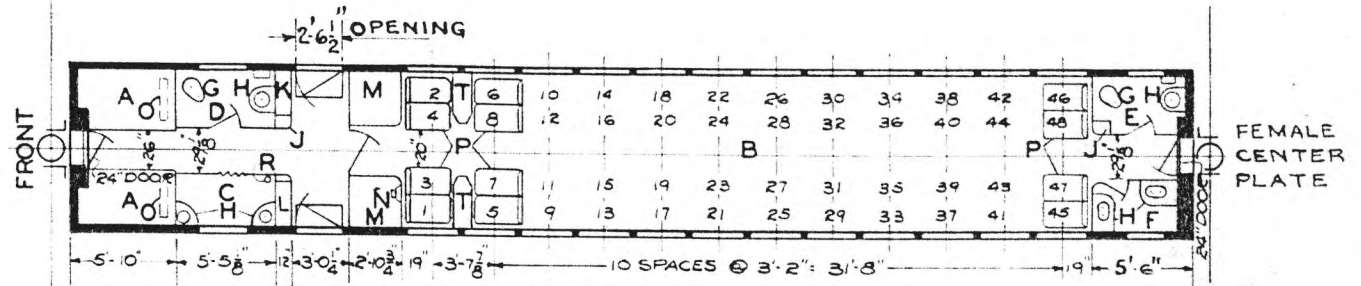
PRESENT ORIGINAL  
C.P. 408 L.A. 10403

LT. WT. 67820

LT. WT. 71680

LIGHT WEIGHT AT RAIL  
INCLUDES WATER - CAR  
READY TO RUN.

MALE  
CENTER  
PLATE



SEATING CAP 48

- A - AIR CONDITIONING COMP'T.
- B - MAIN COMP'T.
- C - MENS WASHROOM
- D - MENS TOILET
- E - WOMENS TOILET
- F - WOMENS WASHROOM
- G - HOPPERS - DUNER #1 - A
- H - WASHSTANDS - WHITE METAL
- J - WATER COOLERS - ICE
- K - ELECTRIC LOCKER
- L - CLOTHES LOCKER
- M - BAGG. & PILLOW LOCKER
- N - RADIO LOUD SPEAKER
- O - RECIRCULATED AIR - 4" X 17" X 22" FILTERS
- P - SEATS - HEYWOOD-WAKEFIELD - #981 - P - 18
- Q
- R - FIRE EXT. - 1 QT. PYRENE
- S - VENTS
- T - REMOVABLE TABLES
- U - FRESH AIR INTAKE - 7X9 1/2"
- V - A.C. COND. AIR INTAKE

- AXLES - FRONT TRUCK - 6" X 1 1/4"
- AXLES - REAR TRUCK - 6" X 1 1/4"
- STEAM HEAT - FLOOR & OVERHEAD-VAPOR  
CAR HEATING CO.
- # 531 WATER HEATER-VAPOR CO.
- # 525 MIXING VALVE - "
- A.P. WATER SYSTEM - 180 GAL. CAP.
- DEHYDRATED SASH - THROUGHOUT CAR
- BASKET RACKS - P.S.C.M.CO.

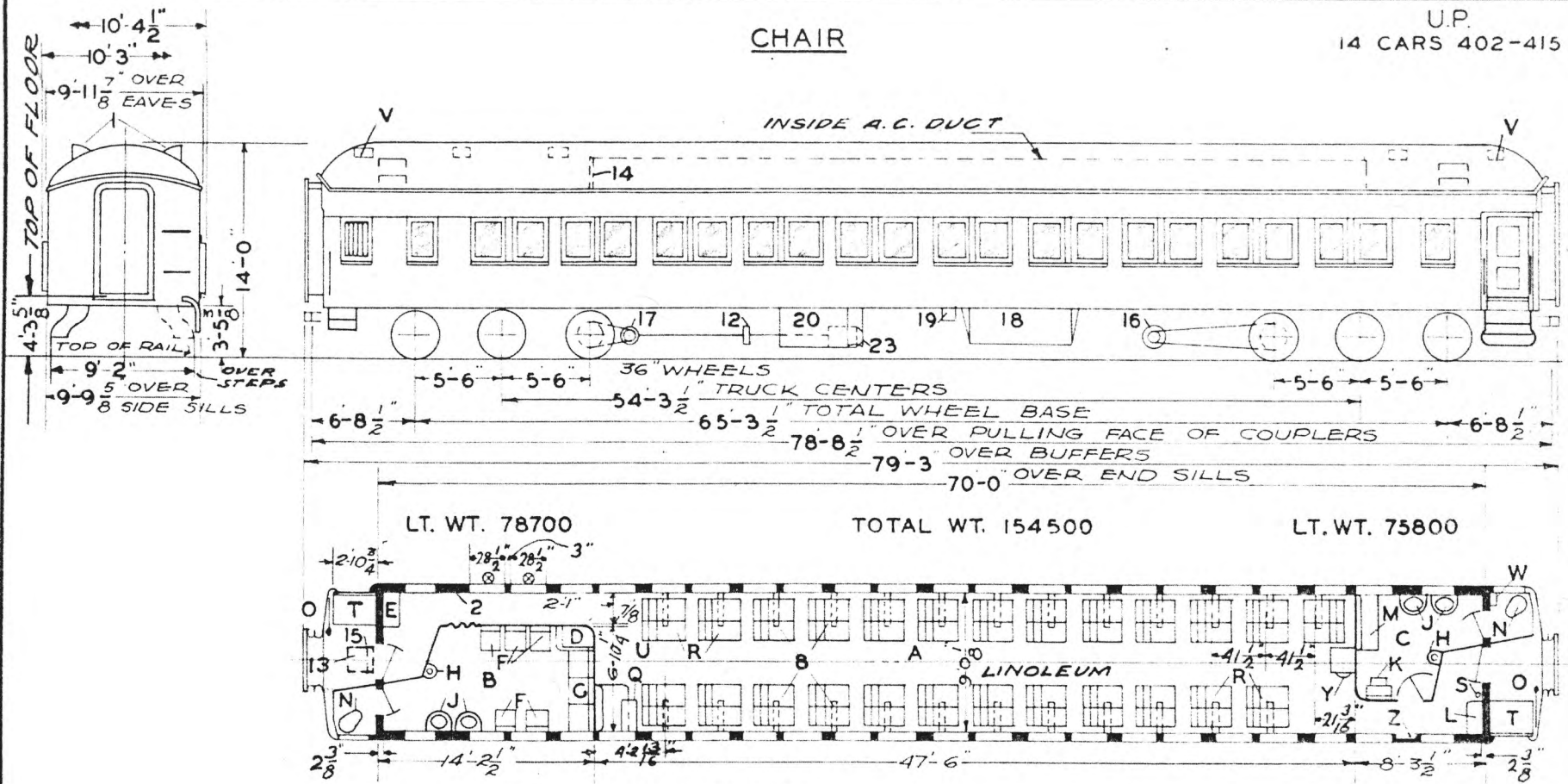
UNION PACIFIC RAILROAD CO  
RESEARCH AND  
MECHANICAL STANDARDS

BUILT BY P.S.C. & MFG. CO 1936  
LOT 6433-PLAN 7343-E  
FLOOR PLAN DWG. 74 - B - 33

		12-6	2-1	DATE	DIAGRAM
		46	43		P-3-10
	B	A	ISSUE		DRAWN
					12-1-39

# CHAIR

U.P.  
14 CARS 402-415



LT. WT. 78700

TOTAL WT. 154500

LT. WT. 75800

⊗ - UNSEALED WINDOWS

- A - MAIN COMP'T-SEAT CAR-52
- B - MENS ROOM-LINOLEUM
- C - WOMENS ROOM-CARPET
- D - BAGG. & PILLOW LOCKER
- E - SWITCHBOARD LOCKER
- F - CHAIRS-19 1/2" X 21 1/2"
- G - 3-SECTIONAL BENCH SEATS
- H - DENTAL BOWL
- I - WASHSTAND
- J - DRESSING TABLE & STOOL
- K - PORTERS LOCKER
- L - BUILT IN SEAT-16" X 40"
- M - HOPPER
- N - HANDBRAKE
- O - CONDUCTORS TABLE-272-CB-21936
- P - SEATS-REV. & REC.
- Q - FIRE EXT-1 QT.
- R - VEST-TRAP DOORS
- S - COND. BENCH SEAT.
- T - EXH. FAN.
- U - SANITARY PAD DISPENSER
- V - WATER COOLER-G.E.-RM-41-B3
- W - WRECKING TOOLS

- 1 - VENTS
- 2 - A.C. CONTROL PANEL
- 3 -
- 4 -
- 5 -
- 6 -
- 7 -
- 8 - LUGGAGE RACKS WITH LIGHTS
- 9 -
- 10 -
- 11 -
- 12 - SPEED CONTROL
- 13 - FRESH AIR GRILLE
- 14 - REC. AIR GRILLE-2 FILTERS-2X16X20"
- 15 - FRESH AIR INTAKE-1 FILTER-4X16X20"
- 16 - GENERATOR
- 17 - DRIVE-5-B
- 18 - BATTERIES
- 19 - BATT. CHARGING RECP'T.
- 20 - COMPRESSOR
- 21 -
- 22 -
- 23 - STANDBY MOTOR

AXLES-5 X 9"  
WATER SYSTEM-GRAVITY  
STEAM HEAT-VAPOR CO.-FIN. TUBE  
OVERHEAD-UNIT FIN RADIATION

BUILT-P.C. & M. CORP. - 1922  
REMODELED P.S.C.M.CO. 1936  
A.C. P.S.C.M. CO. 1936  
ORIG. FLOOR PLAN-D-CB-20289  
REMODELED PLAN-236-CB-21897

UNION PACIFIC RAILROAD CO.  
RESEARCH AND  
MECHANICAL STANDARDS

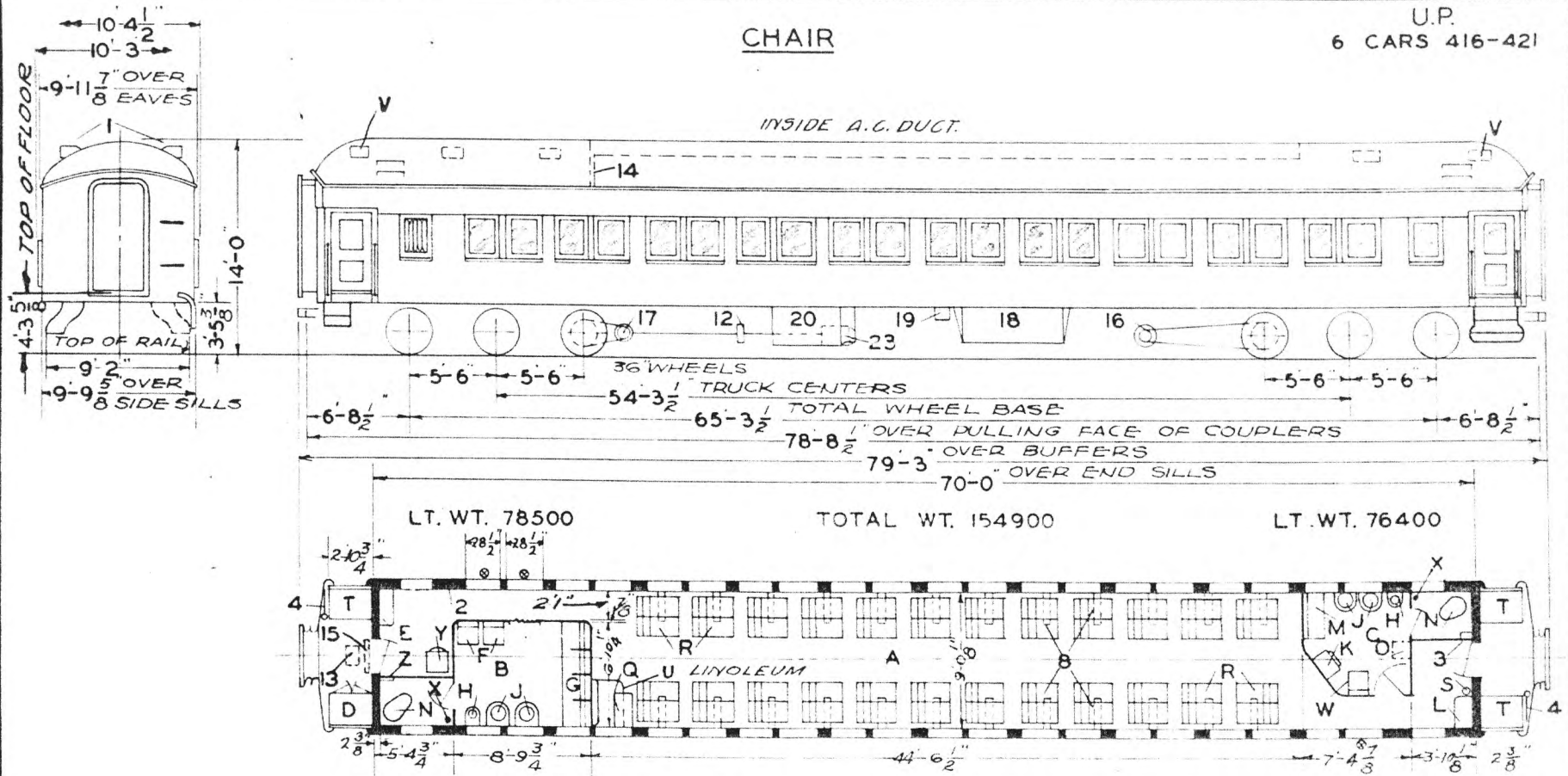
				12-46	DATE	DIAGRAM
				A	ISSUE	P-3-11
						DRAWN
						10-27-41

U.P. SPEC. 310



# CHAIR

U.P.  
6 CARS 416-421



⊙ - UNSEALED WINDOWS

- A - MAIN COMP'T. SEAT CAP-50
- B - MENS ROOM - LINOLEUM
- C - WOMENS ROOM - CARPET
- D - BAGG. & PILLOW LOCKER
- E - SWITCHBOARD LOCKER
- F - CHAIRS 19" X 21"
- G - 4 SEAT SOFA
- H - DENTAL BOWL
- I - WASHSTAND
- J - DRESSING TABLE & STOOL
- K - PORTERS LOCKER
- L - BUILT IN SEAT - 16 X 36"
- M - HOPPER
- N - FOLDING SEAT - 273-CB-21938
- O - CONDUCTORS TABLE - 272-CB-21936
- P - SEATS
- Q - FIRE EXT. - 1 QT.
- R - VEST TRAP DOORS
- S - COND. BENCH SEAT
- T - EXH. FAN
- U - CHAIR 20" X 18"
- V - I-A TACO. WATER HEATER
- W - WATER COOLER - GE.-RM-41-B 3
- X - WRECKING TOOLS

- 1 - VENTS
- 2 - A.C. CONTROL PANEL
- 3 - SANITARY PAD DISPENSER
- 4 - HAND BRAKES
- 5 -
- 6 -
- 7 -
- 8 - LUGGAGE RACKS WITH LIGHTS
- 9 -
- 10 -
- 11 -
- 12 - SPEED CONTROL
- 13 - FRESH AIR GRILLE
- 14 - REC. AIR GRILLE - 2 FILTERS 2' X 16" X 20"
- 15 - FRESH AIR INTAKE - 1 FILTER 4' X 16" X 20"
- 16 - GENERATOR
- 17 - DRIVE No. 5B
- 18 - BATTERIES
- 19 - BATT. CHARGING RECPT
- 20 - COMPRESSOR
- 21 -
- 22 -
- 23 - STANDBY MOTOR
- 24 -

AXLES 5" X 9"  
 WATER SYSTEM - GRAVITY  
 STEAM HEAT - VAPOR CO. FIN TUBE  
 OVERHEAD - UNIT FIN RADIATION

BUILT - P.C.&M. CORP. - 1922  
 REMODELED - P.C.&M. CO. - 1936  
 A.C. - P.C.&M. CO. - 1936  
 FLOOR PLAN - 236-CB-21924  
 ORIG. FLOOR PLAN D-CB-20289

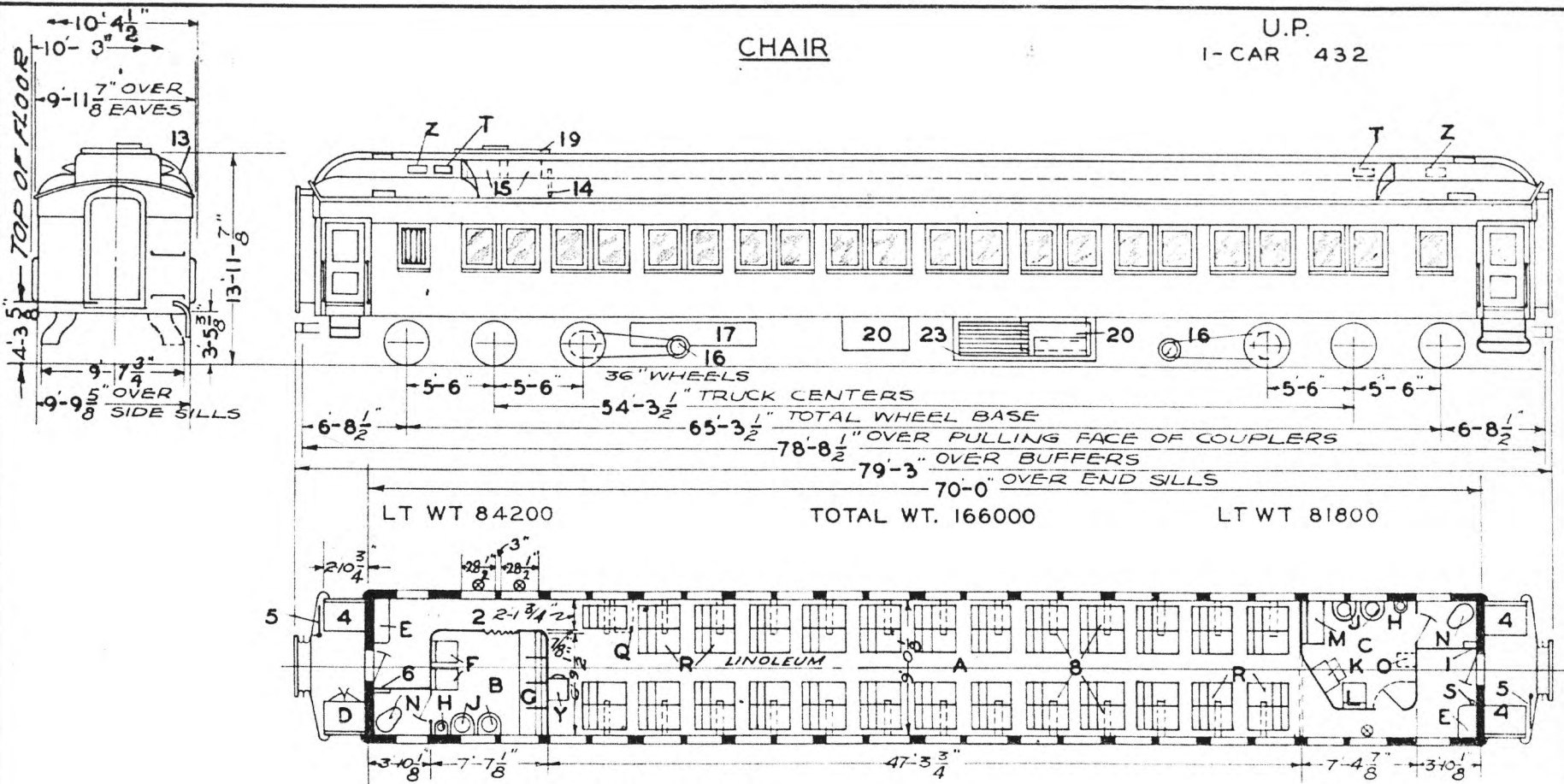
UNION PACIFIC RAILROAD CO.  
 RESEARCH AND  
 MECHANICAL STANDARDS

U.P. SPEC. 310

				12/10	DATE	DIAGRAM
				46		P-3-12
			A	ISSUE		DRAWN
						10-27-41

# CHAIR

U.P.  
I-CAR 432



⊙ - UNSEALED WINDOWS

- A - MAIN COMP'T. SEAT CAP. - 51
- B - MENS ROOM - LINOLEUM
- C - WOMENS ROOM - CARPET
- D - BAGG. & PILLOW LOCKER
- E - SWITCHBOARD LOCKERS
- F - CHAIRS 19" X 21"
- G - 4 SEAT SOFA
- H - DENTAL BOWL
- I - WASH STAND
- J - DRESSING TABLE & STOOL
- K - CHAIR 20 X 18
- L - BUILT IN SEAT 16" X 36"
- M - HOPPER
- N - FOLDING SEAT 273 CB 21938
- O - CONDUCTORS TABLE 272 CB 21936
- P - SEATS
- Q - FIRE EXT. 1 QT.
- R - VENTS
- S - WATER COOLER - G.E. - RM-42-B3
- T - EXH. FANS

- 1 - SANITARY PAD DISPENSER
- 2 - A.C. CONTROL PANELS
- 3 -
- 4 - VEST. TRAP DOORS
- 5 - HAND BRAKE
- 6 - WRECKING TOOLS
- 7 -
- 8 - LUGGAGE RACKS WITH LIGHTS
- 9 -
- 10 -
- 11 -
- 12 -
- 13 - A.C. DUCT
- 14 - REC. AIR GRILLE 2 FILTERS 2' X 16" X 20"
- 15 - FRESH AIR INTAKE - 2 FILTERS 4' X 10' X 20"
- 16 - GENERATORS 4 KW
- 17 - MAKEUP TANK - WATER
- 18 -
- 19 - HATCH
- 20 - BATTERIES
- 21 -
- 22 - REFRIG. UNIT
- 23 -
- 24 -

AXLES - 5" X 9"  
 WATER SYSTEM - GRAVITY  
 STEAM HEAT - VAPOR CO. - FIN TUBING  
 OVERHEAD - UNIT FIN RADIATION

BUILT - P.C. & M. CORP. 1925  
 REMODELED - OMAHA - 1936  
 A.C. CARRIER - 1935  
 FLOOR PLAN 236 CB 21923  
 ORIGINAL FLOOR PLAN D-CB-20976

UNION PACIFIC RAILROAD CO.  
 RESEARCH AND  
 MECHANICAL STANDARDS

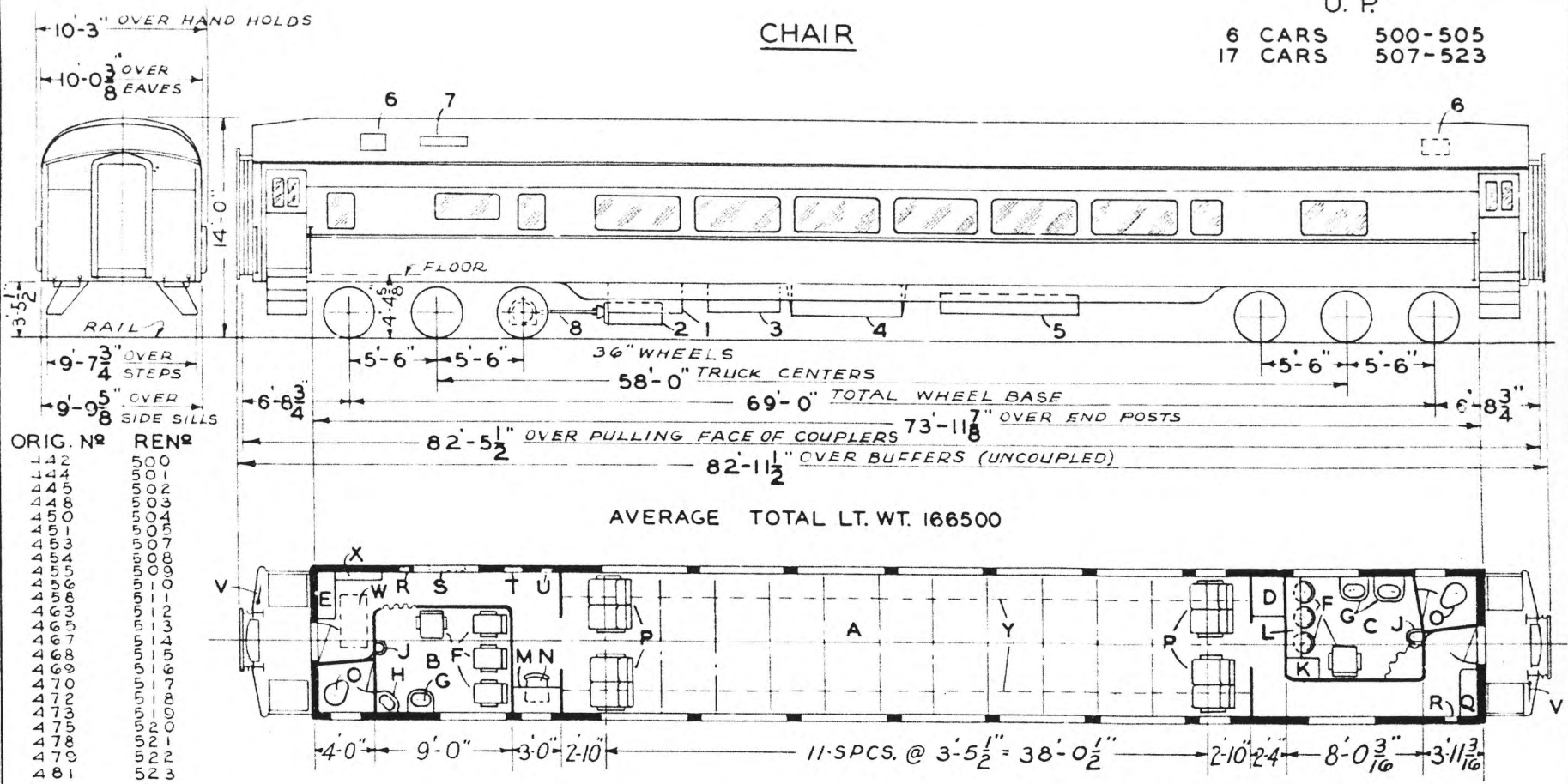
			12-10	DATE	DIAGRAM
			46		P-3-13
		A	ISSUE		DRAWN
					10-27-41

U.P. SPEC. 310

U. P.

6 CARS 500-505  
17 CARS 507-523

CHAIR



ORIG. NO	RENO
442	000
444	001
445	002
448	003
450	004
451	005
453	007
454	008
455	009
456	010
463	011
467	013
468	014
469	015
470	017
472	018
473	019
475	020
478	021
479	022
481	023

- A - MAIN COMPARTMENT - SEAT CAP. 48
- B - MENS ROOM - 1/8" RUBBER
- C - WOMENS ROOM - 1/8" RUBBER
- D - BAGGAGE & PILLOW LOCKER
- E - ELECTRIC LOCKER
- F - CHAIRS
- G - WASHSTAND - # R.R. 108-A
- H - WASHSTAND - CORNER - # R.R. 110-F
- J - DENTAL BOWL - # R.R. - III
- K - WATER COOLER - LUNDY WC-612
- L - DRESSING TABLE
- M - CONDUCTORS DESK
- N - CONDUCTORS CHAIR
- O - HOPPER - DUNER # 2
- P - SEATS
- Q - PORTERS LOCKER
- R - FIRE EXT.
- S - WRECKING TOOLS
- T - RECEPT. FOR TIME TABLES ETC.
- U - FIRST AID KIT
- V - HAND BRAKE
- W - RECIRCULATED AIR GRILLE
- X - CONTROL LOCKER
- Y - BAG RACK AND LIGHTS - LUMINATOR #L-5389

- 1 - COMPRESSOR
- 2 - GENERATOR G.E. GMG -150-A2
- 3 - CONDENSER
- 4 - BATTERY BOX
- 5 - WATER TANKS
- 6 - EXH. FAN
- 7 - FRESH AIR INTAKE
- 8 - SPICER DRIVE

ROLLER BEARINGS.  
AXLES 5 1/2" X 10" SPECIAL.  
V.C.H. CO. UNIT FIN RADIATION ZONE TYPE.  
#588-2 WATER HEATER - V.C.H. CO.  
#525-MIXING VALVE - V.C.H. CO.  
VESTIBULE LIGHTS - LUMINATOR.  
1/8" RUBBER FLOOR COV. - GOODYEAR.  
CONDUCTORS DESK LAMP - DAYTON.  
511-523 CAST INTEGRAL PEDESTAL TRUCKS. 500-510 SEPERATE PEDESTAL TRUCKS.

BUILT BY P.S.C. & M. 500-510 IN 1928 A.C. & F. IN 1929  
AIR CONDITIONED P.S.C.M. CO. 1935  
REMODELED & RENUM. OMAHA SHOPS 1939  
FLOOR PLAN DWG. 235-CB-22418 SPEC. 324

UNION PACIFIC RAILROAD CO.

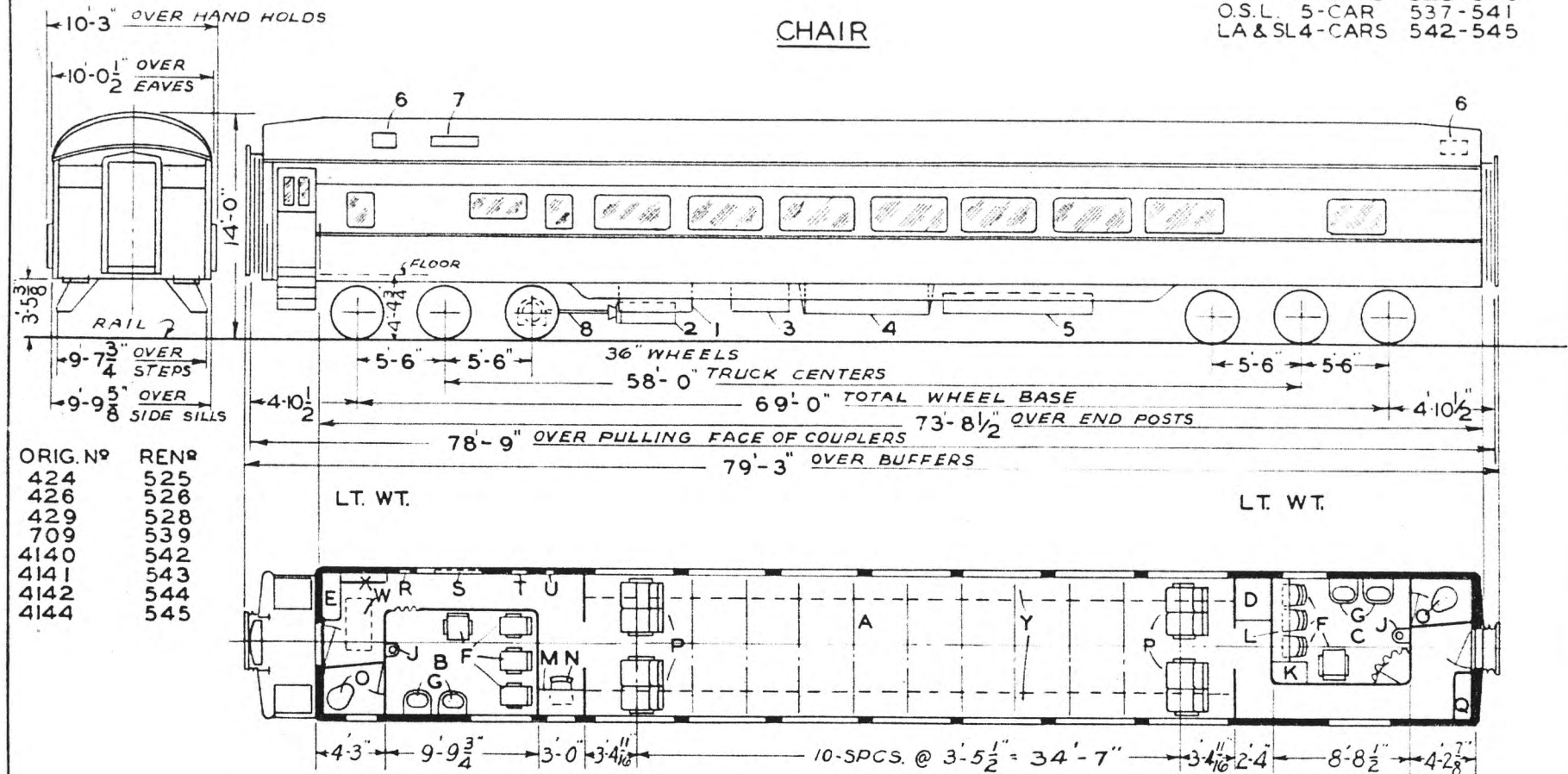
MODERNIZED OMAHA SHOPS 1948  
REMODELED FLOOR PLAN 237-CB-24588  
PULLMAN AIR CONDITIONING REPLACED WITH FRIGIDAIRE A.C.

RESEARCH AND MECHANICAL STANDARDS

DATE	DIAGRAM
ISSUE	P-3-14
DATE	DRAWN
ISSUE	9-1-49

U.P. 12-CARS 525-536  
 O.S.L. 5-CAR 537-541  
 LA & SL4-CARS 542-545

CHAIR



ORIG. NO	REN#
424	525
426	526
429	528
709	539
4140	542
4141	543
4142	544
4144	545

LT. WT.

LT. WT.

- A - MAIN COMPARTMENT - SEAT CAP. 44
- B - MENS ROOM - 1/8" RUBBER
- C - WOMENS ROOM - 1/8" RUBBER
- D - BAGGAGE & PILLOW LOCKER
- E - ELECTRIC LOCKER
- F - CHAIRS
- G - WASHSTAND
- H -
- J - DENTAL BOWL
- K - WATER COOLER
- L - DRESSING TABLE
- M - CONDUCTORS DESK
- N - CONDUCTORS CHAIR
- O - HOPPER
- P - SEATS
- Q - PORTERS LOCKER
- R - FIRE EXT.
- S - WRECKING TOOLS
- T - RECEPT. FOR TIME TABLES ETC.
- U - FIRST AID KIT
- V - HAND BRAKE
- W - RECIRCULATED AIR GRILLE
- X - CONTROL LOCKER
- Y - BAG RACK & LIGHTS

- 1 - CONDENSER
- 2 - GENERATOR G.E. GMG-150-A
- 3 - COMPRESSOR
- 4 - BATTERY BOX
- 5 - WATER TANKS
- 6 - EXH. FAN
- 7 - FRESH AIR INTAKE
- 8 - SPICER DRIVE

- ROLLER BEARINGS.
- AXLES 5 1/2" X 10" SPECIAL
- V.C.H. CO. UNIT FIN RADIATION
- ZONE TYPE.
- #588-2 WATER HEATER - V. C. H. CO.
- \*525-MIXING VALVE - V. C. H. CO.
- CONDUCTORS DESK LAMP - DAYTON
- 1/8" RUBBER FLOOR COVERING

BUILT - P.C. & M. CORP - 1928  
 REMODELED - OMAHA - 1936  
 A.C. - YORK - 1935  
 ORIG. FLOOR PLAN - D-CB-20976  
 REMODELED PLAN - 236-CB-21922  
 MODERNIZED OMAHA SHOPS - 1950  
 REMODELED FLOOR PLAN 237-CB-24930

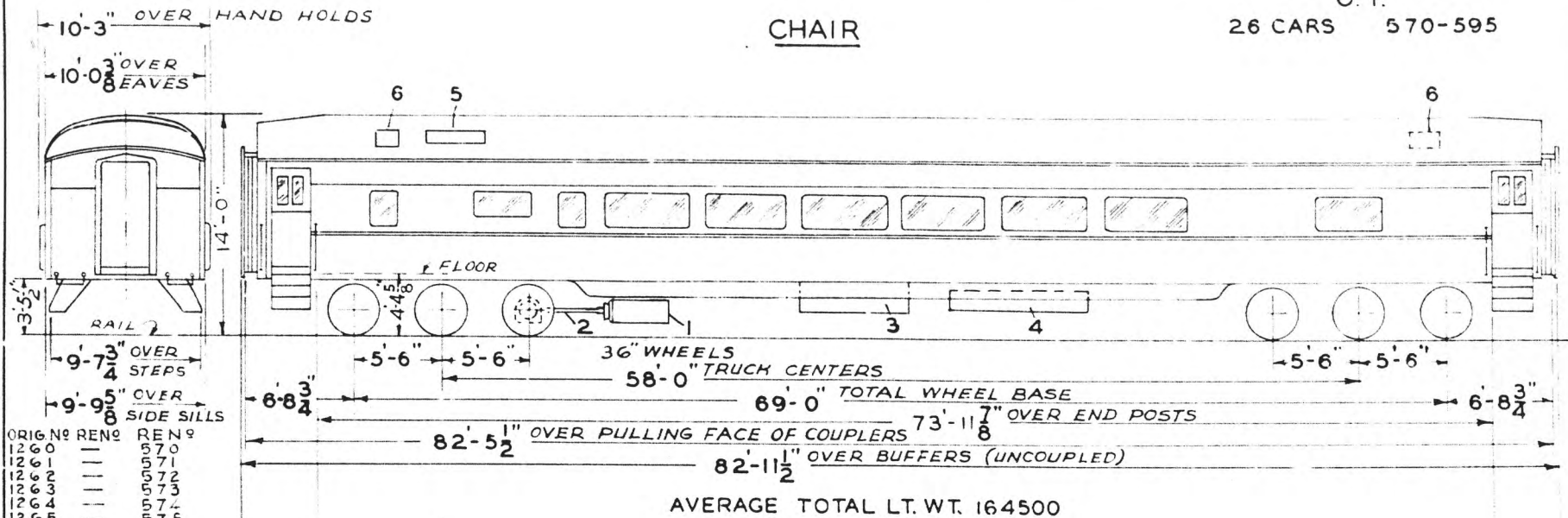
UNION PACIFIC RAILROAD CO.

RESEARCH AND  
 MECHANICAL STANDARDS

					ISSUE	DATE	DIAGRAM
							P-3-15
							DRAWN
							9-1-49

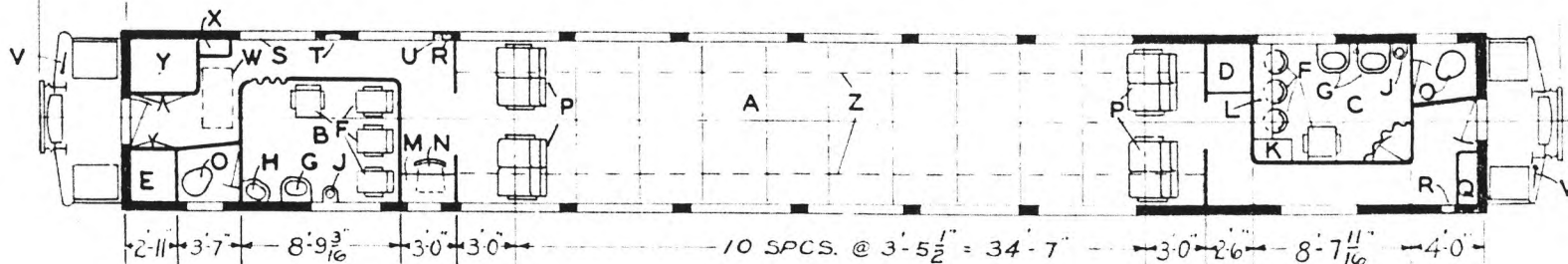
CHAIR

U. P.  
26 CARS 570-595



ORIG. NO.	RENOS	RENOS
2260	---	70
2261	---	71
2262	---	72
2263	---	73
2264	---	74
2265	---	75
2266	---	76
2267	---	77
2268	---	78
2269	---	79
443	4	00
444	4	01
445	4	02
446	4	03
447	4	04
448	4	05
449	4	06
450	4	07
451	4	08
452	4	09
453	4	10
454	4	11
455	4	12
456	4	13
457	4	14
458	4	15
459	4	16
460	4	17
461	4	18
462	4	19
463	4	20
464	4	21
465	4	22
466	4	23
467	4	24
468	4	25
469	4	26
470	4	27
471	4	28
472	4	29
473	4	30
474	4	31
475	4	32
476	4	33
477	4	34
478	4	35
479	4	36
480	4	37

AVERAGE TOTAL LT. WT. 164500



- A - MAIN COMPARTMENT - SEAT CAP. 44
- B - MENS ROOM - 1/8" RUBBER
- C - WOMENS ROOM - 1/8" RUBBER
- D - BAGGAGE & PILLOW LOCKER
- E - ELECTRIC LOCKER
- F - CHAIRS
- G - WASHSTAND - # R.R. 108 - A
- H - WASHSTAND - CORNER - # R.R. 110 - F
- J - DENTAL BOWL - # R.R. III 580-595 # R.R. 114 570-579
- K - WATER COOLER - LUNDY WC - 612
- L - DRESSING TABLE
- M - CONDUCTORS DESK
- N - CONDUCTORS CHAIR
- O - HOPPER - DUNER # 2
- P - SEATS
- Q - PORTERS LOCKER
- R - FIRE EXT.
- S - WRECKING TOOLS
- T - RECEIPT. FOR TIME TABLES ETC.
- U - FIRST AID KIT
- V - HAND BRAKE
- W - RECIRCULATING AIR GRILLE
- X - CONTROL LOCKER
- Y - CARRIER STEAM REFER. UNIT
- Z - BAG RACK AND LIGHTS - A. & W. CO. # 440

- 1 - GENERATOR S.C.H. & L. GN-15800
- 2 - SPICER DRIVE
- 3 - BATTERY BOX
- 4 - WATER TANKS
- 5 - FRESH AIR INTAKE
- 6 - EXH. FAN

- ROLLER BEARINGS
- AXLES 5 1/2" X 10" SPECIAL
- V.C.H. CO. UNIT FIN RADIATION ZONE TYPE
- # 588 - 2 WATER HEATER - V.C.H. CO.
- # 525 MIXING VALVE - V.C.H. CO.
- VESTIBULE LIGHTS - LUMINATOR
- 1/8" RUBBER FLOOR COV. - GOODYEAR
- CONDUCTORS DESK LAMP - DAYTON
- 570-579, 584-595 CAST INTEGRAL
- PEDESTAL TRUCKS. 580-583 SEPERATE
- PEDESTAL TRUCKS.

BUILT BY P.C. & M.C. 4200-4203 IN 1928 SPEC. 324  
 BUILT BY A.C. & F. 4204-4215 IN 1929 SPEC. 324  
 REMODELED OMAHA SHOPS - 1936  
 FLOOR PLAN 236-CB-21946

BUILT BY P.C. & M.C. 1260-1269 IN 1931 SPEC. 326  
 FLOOR PLAN 234-CB-21704

ALL CARS AIR CONDITIONED P.S.C. & M. CO. 1935  
 MODERNIZED OMAHA SHOPS 1948  
 REMODELED FLOOR PLAN 237-CB-24586  
 PULLMAN AIR CONDITIONING REPLACED WITH  
 1948 S.C.H. & L. - RE 7

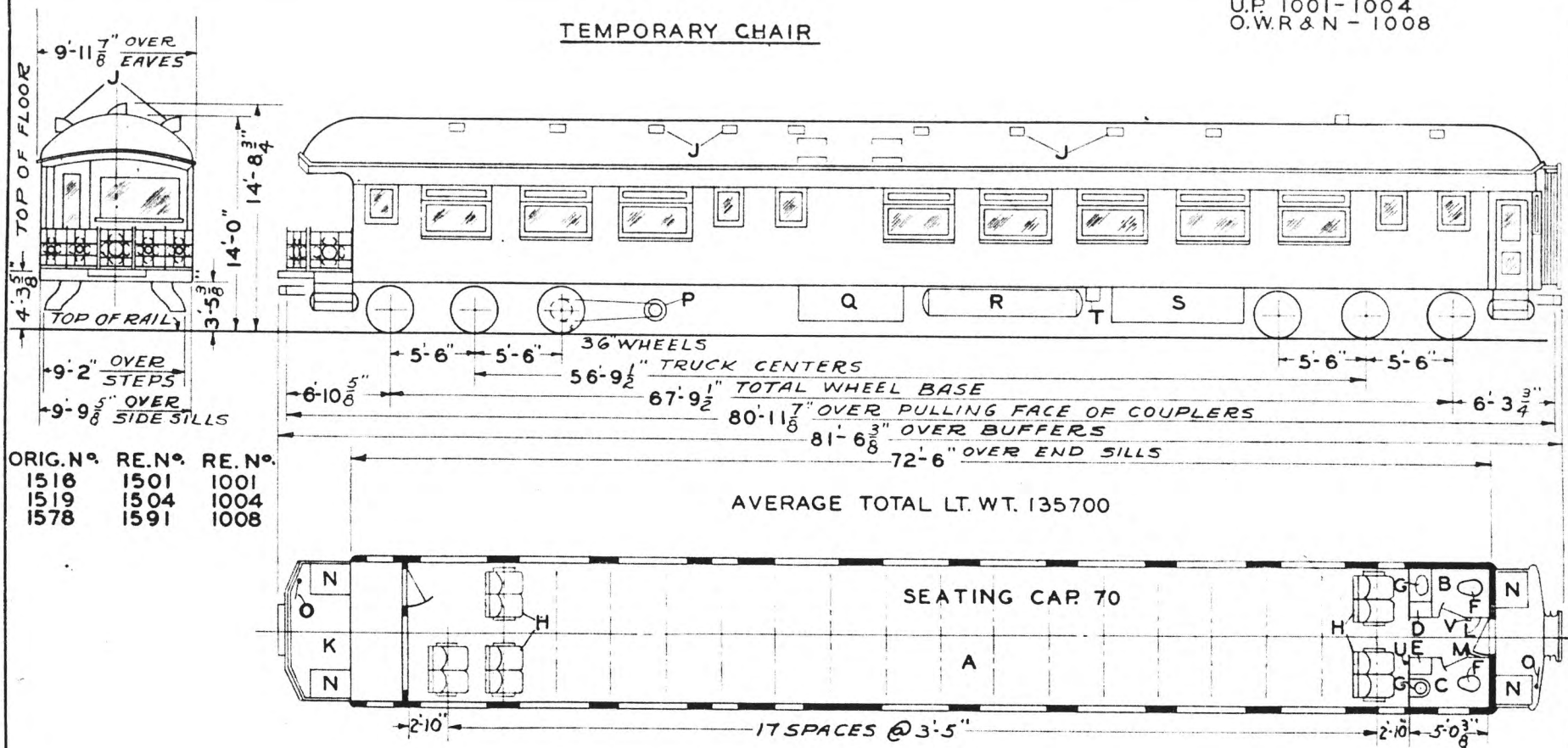
UNION PACIFIC RAILROAD CO.

RESEARCH AND MECHANICAL STANDARDS

						DIAGRAM P-3-16
						DRAWN 9-1-49

U.P. 1001-1004  
O.W.R & N - 1008

TEMPORARY CHAIR



- A - MAIN COMPARTMENT
- B - MEN'S TOILET
- C - WOMEN'S TOILET
- D - SWITCHBOARD LOCKER
- E - WATER COOLER
- F - HOPPER
- G - WASHSTAND
- H - SEATS
- I - VENTS
- J - OBS. PLATFORM
- K - FIRST AID KIT
- L - WRECKING TOOLS
- M - TRAP DOORS
- N - HANDBRAKE
- O - GENERATOR
- P - SUPPLY BOX
- Q - GAS TANKS
- R - BATTERY
- S - BATTERY CHARGING RECEPT.
- T - FIRE EXT.
- U - CONDUCTOR'S VALVE
- V -

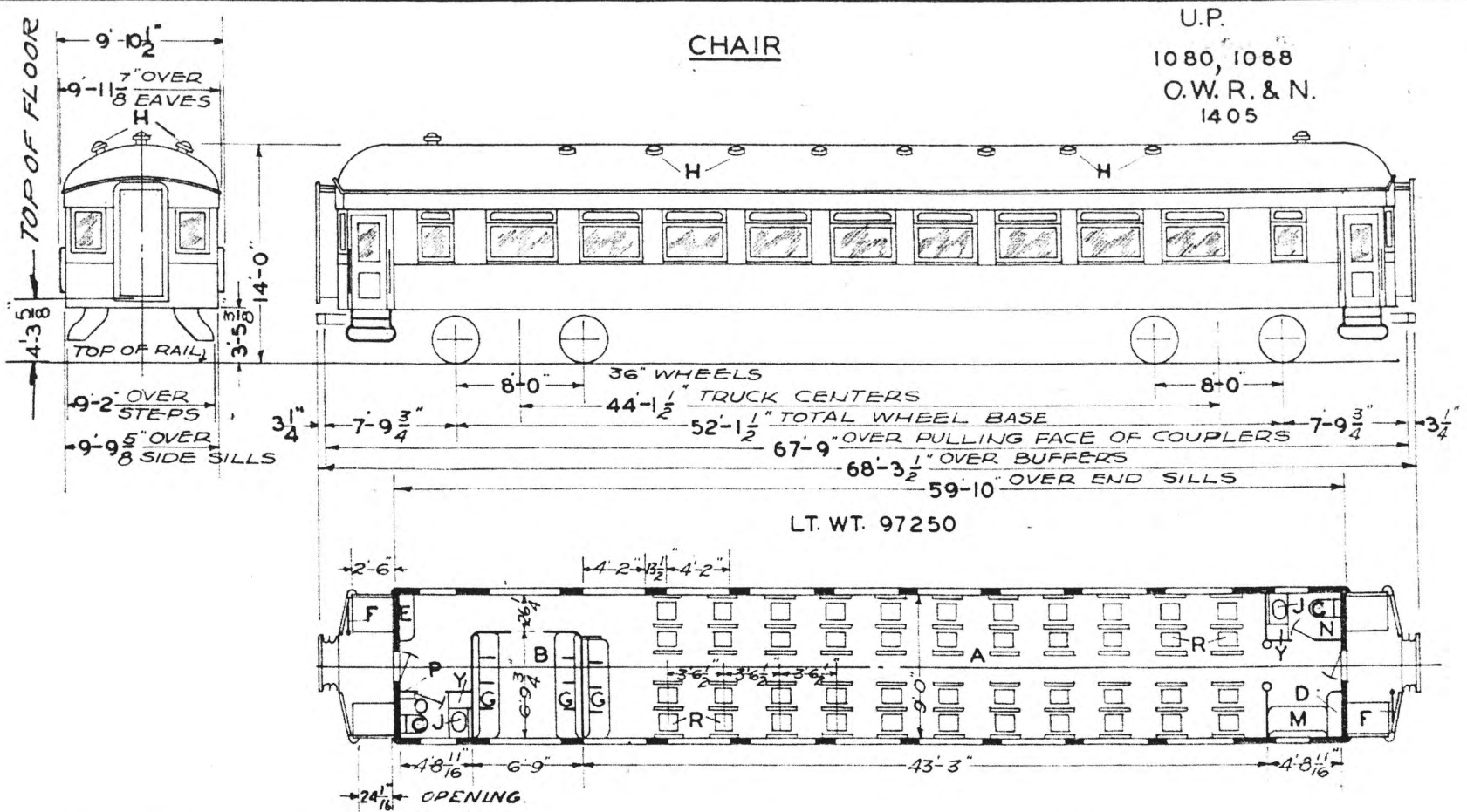
AXLES 5" X 9"  
STEAM HEAT-VAPOR CO.

BUILT AS OBSERVATION CAR  
P.C.&M. CORP. - 1915  
REMODELED-OMAHA SHOPS-1932

ORIG. FLOOR PLAN-D-CB-20025  
REMODELED FLOOR PLAN-BK.3 SK.2931  
REMODELED TEMP. CHAIR-OMAHA SHOPS-1943  
FLOOR PLAN-234-CB-23559

UNION PACIFIC RAILROAD CO.  
RESEARCH AND  
MECHANICAL STANDARDS

					DATE	DIAGRAM
						P-3-17
					ISSUE	DRAWN
						12-10-46



CHAIR

U.P.  
1080, 1088  
O.W.R. & N.  
1405

LT. WT. 97250

- A - MAIN COMP'T.-SEAT CAP-48
- B - SMOKING ROOM " " 8
- C - HOPPER
- D - PORTERS LOCKER
- E - SWITCHBOARD LOCKER
- F - HAND BRAKES
- G - SOFAS
- H - VENTS
- I - WASHSTAND
- J -
- K -
- L -
- M - VEST. SOFA - SEAT CAP. 2
- N - WOMENS TOILET
- O - MENS TOILET
- P - WRECKING TOOLS
- Q -
- R - SEATS
- S -
- T -
- U -
- V -
- W -
- X -
- Y - WATER COOLER-ICE

NO AXLE GENERATOR  
CARS EQUIPPED WITH GAS  
AND ELECTRIC FIXTURES

USED FOR DROVER CAR SERVICE

AXLES 5 X 9  
WATER SYSTEM-CRAVITY  
STEAM HEAT-VAPOR CO.  
SASH-3/16" PLATE GLASS-INSIDE &  
OUTSIDE

BUILT-P.C. & M. CORP. - 1909-10  
GEN. DESIGN-D-CB-6167

UNION PACIFIC RAILROAD CO.  
RESEARCH AND  
MECHANICAL STANDARDS

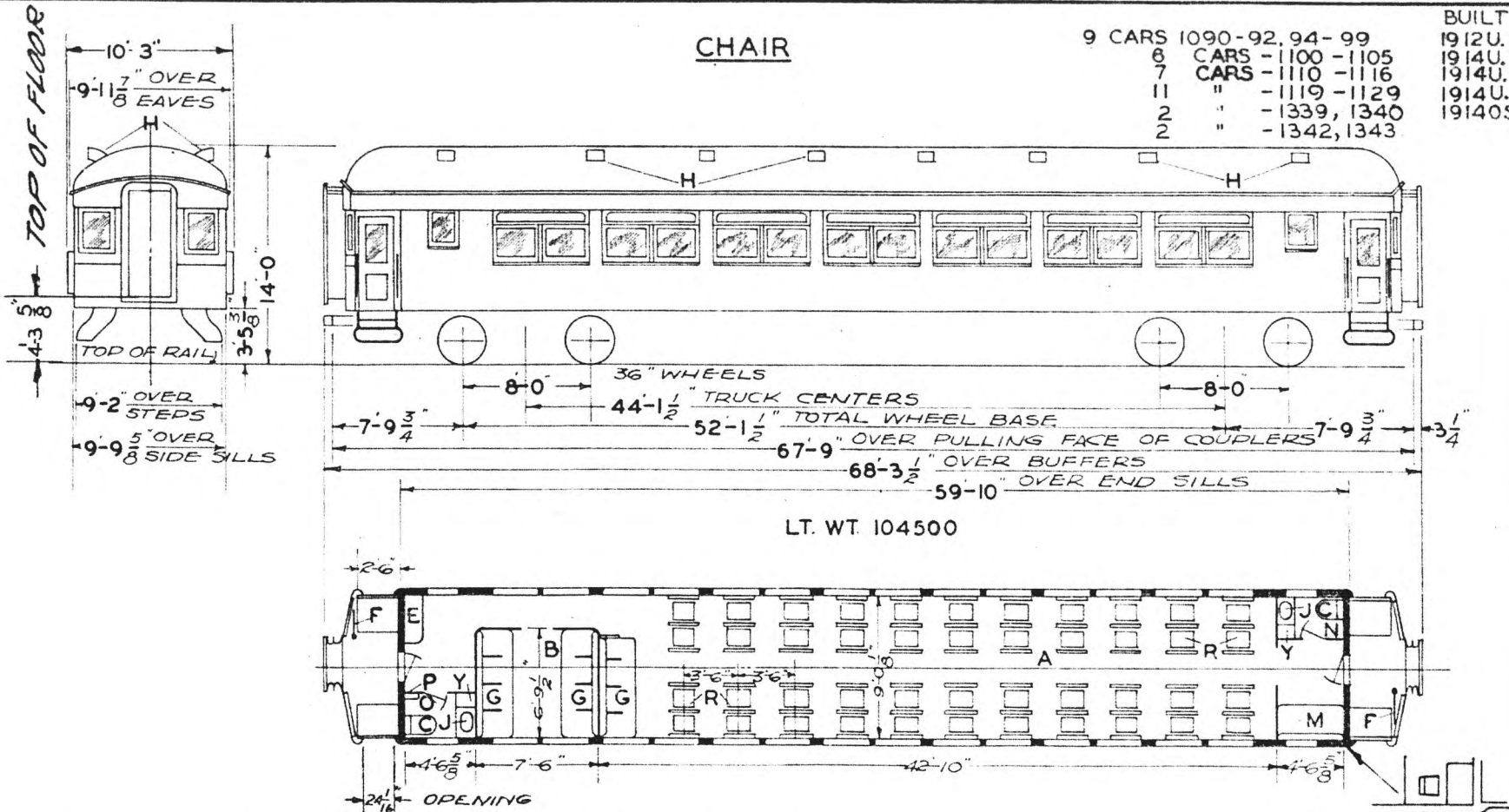
			12/10/46	DATE	DIAGRAM
					P-3-18
			A	ISSUE	DRAWN
					10-27-41

U.P. SPEC. 221

# CHAIR

9	CARS	1090-92, 94-99
8	CARS	-1100 -1105
7	CARS	-1110 -1116
11	"	-1119 -1129
2	"	-1339, 1340
2	"	-1342, 1343

BUILT  
1912 U. P.  
1914 U. P.  
1914 U. P.  
1914 U. P.  
1914 OS L



- A - MAIN COMP'T - SEAT CAP. - 48
- B - SMOKING ROOM " " 8
- C - HOPPER.
- D - SWITCHBOARD LOCKER
- E - HAND BRAKE
- F - SOFAS
- G - WASHSTAND
- H - VEST. SOFA - SEAT CAP. 2
- I - WOMENS TOILET
- J - MENS TOILET
- K - WRECKING TOOLS
- L - SEATS
- M - SEATS
- N - SEATS
- O - SEATS
- P - SEATS
- Q - SEATS
- R - SEATS
- S - SEATS
- T - SEATS
- U - SEATS
- V - SEATS
- W - SEATS
- X - SEATS
- Y - WATER COOLER - ICE

CARS EQUIPPED WITH GAS AND ELEC. LIGHTS EXCEPT CARS 1101, 02, 03, 14, 19 EQUIPPED WITH STORAGE BATTERY. CARS 1120 - 1129 & 1342 & 43 ARE EQUIPPED WITH AXLE GEN. 10" X 10" GRILLE IN MEN'S TOILET IN CAR 1113. 1100 1101 1105 & 1127 HAVE STOVES.

COND. DESK FOR 1121-1122-24-27 & 28 ONLY  
AXLES 5" X 9"  
WATER SYSTEM - GRAVITY  
STEAM HEAT - VAPOR CO.  
SASH - 3/16" PLATE GLASS - INSIDE & OUTSIDE.

BUILT - P.C. & M. CORP. - 1912-1914  
GEN. DESIGN - D-CB-10314

UNION PACIFIC RAILROAD CO.  
RESEARCH AND MECHANICAL STANDARDS

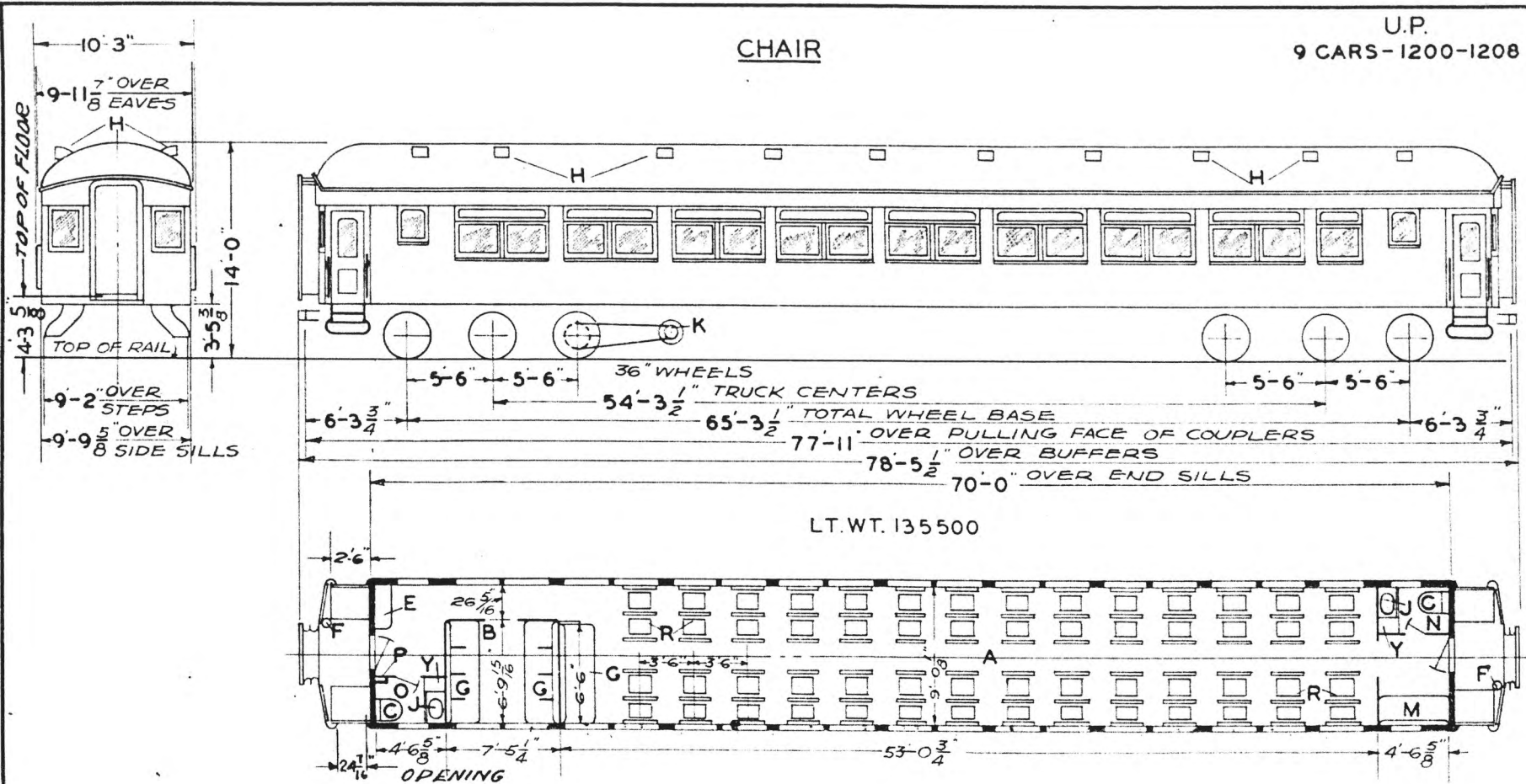
			12/10	DATE	DIAGRAM
			46		P-3-19
			A	ISSUE	DRAWN
					10-27-41

U.P. SPEC. 237



CHAIR

U.P.  
9 CARS-1200-1208



LT. WT. 135500

- A - MAIN COMPARTMENT-SEAT CAP. 60
- B - SMOKING ROOM " " 8
- C - HOPPER-FLUSH HOPPERS-1200-1201
- D - SWITCHBOARD LOCKER
- E - HAND BRAKES
- F - SOFA
- G - VENTS
- H - WASHSTAND
- I - GENERATOR
- J - VEST SOFA SEAT CAP. 2
- K - WOMENS TOILET
- L - MENS TOILET
- M - WRECKING TOOLS
- N - SEATS
- O - SEATS
- P - SEATS
- Q - SEATS
- R - SEATS
- S - SEATS
- T - SEATS
- U - SEATS
- V - SEATS
- W - SEATS
- X - SEATS
- Y - WATER COOLER-ICE
- Z -

1206 HAS BAKER HEATERS  
1203-04 1206 & 1208

AXLES 5" X 9"  
WATER SYSTEM - GRAVITY  
STEAM HEAT - VAPOR CO.

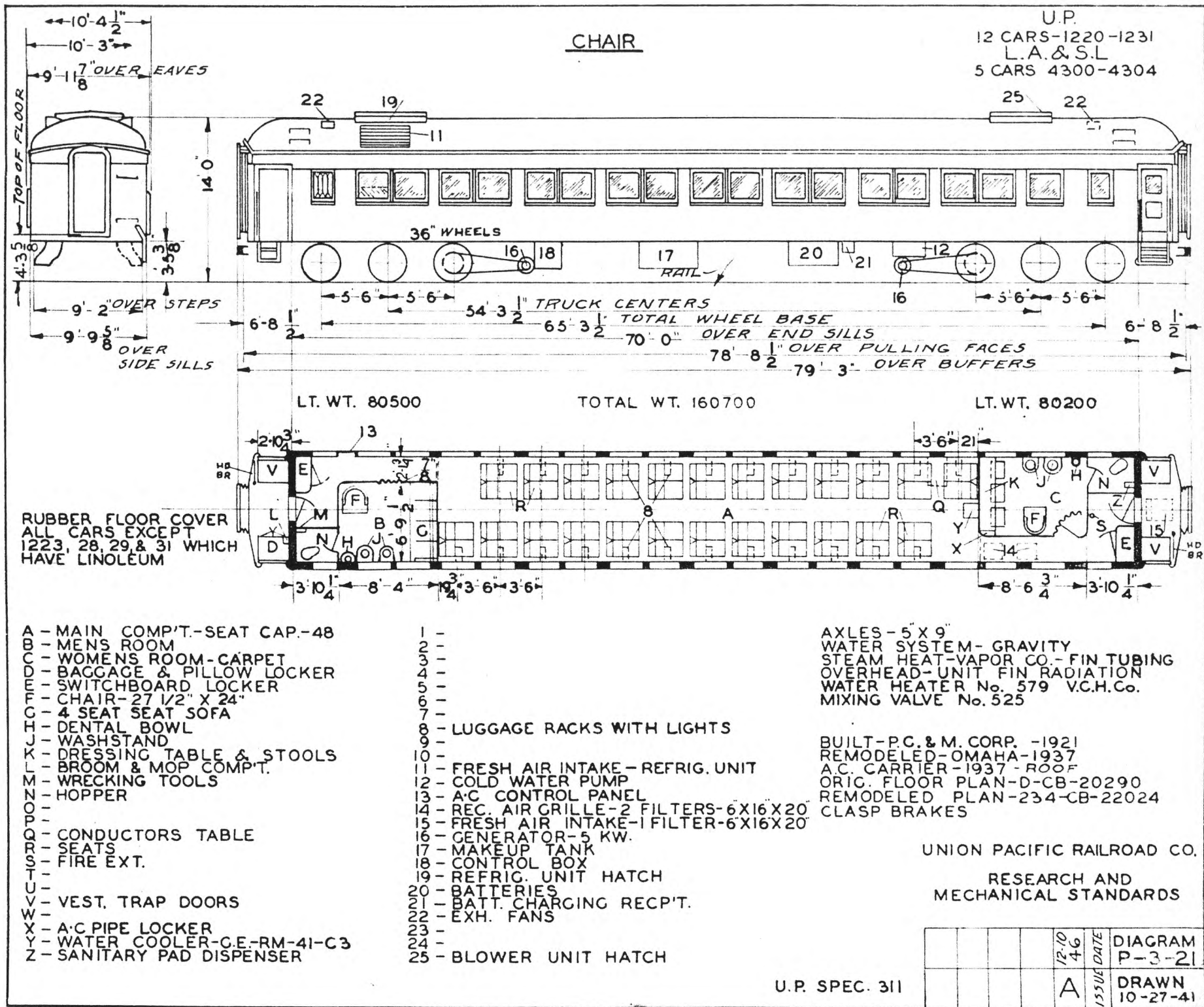
SASH 3/16" PLATE GLASS-INSIDE  
& OUTSIDE

BUILT - P.C. & M. CORP., 1914  
GEN. DESIGN D-CB-20050

UNION PACIFIC RAILROAD CO.  
RESEARCH AND  
MECHANICAL STANDARDS

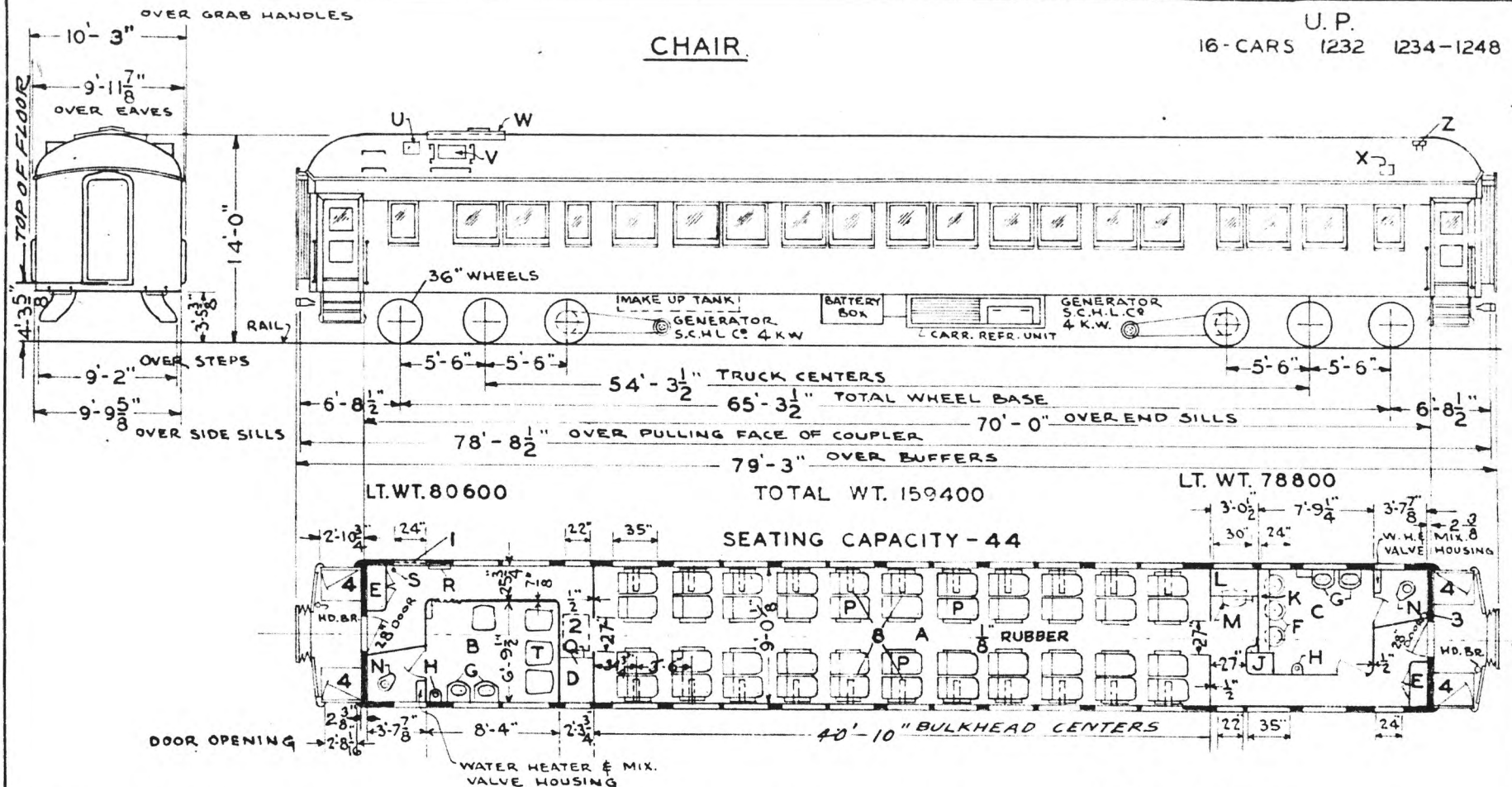
			12/10	46	DATE	DIAGRAM
					ISSUE	P-3-20
			A		DATE	DRAWN
						10-27-41

U. P. SPEC. 301



# CHAIR

U. P.  
16-CARS 1232 1234-1248



- A- MAIN COMPARTMENT
- B- MENS ROOM-RUBBER
- C- WOMENS ROOM-CARPET
- D- BAGGAGE & PILLOW LOCKER
- E- ELEC. LOCKER-VENT IN ROOF
- F- 3 SWIVEL CHAIRS-W.M.A.C. UP 1004-1
- G- WASHSTAND-CRANE 108-A-3
- H- DENTAL BOWL-CRANE 111-1-D WITH P-520 FOOT VALVE
- J- WATER COOLER-GE. CM 337-A3&EH-1A1
- K- DRESSING TABLE
- L- CONDUCTORS DESK
- M- CONDUCTORS CHAIR-VITEK 118-S
- N- HOPPER-DAYTON "ECKERT" #15
- O-
- P- SEATS - C.&C.EQ.#804 FOOT REST
- Q- ROLL UP DOOR 273-CB-22487 FOLDING GATE-SMITH W.&I.W. 609
- R- A.C. CONTROL PANEL
- S- FIRE EXT. 1-QT.
- T- 4-LOUNGE CHAIRS W.M.A.C. UP 1006-1

- U- UTILITY VENT-S.C.H.&L.FAN #19424
- V- FRESH AIR INTAKE-BOTH SIDES 10'X 20'X 4" FILTER
- W- ROOF HATCH A-C UNIT
- X- VENT-8" R&M EXH.FANS
- Y-
- Z- GLOBE VENT SW-B LOCKER
- 1- WRECKING TOOLS ABOVE WINDOW
- 2- RECIRCULATED FILTERS 2-2 X16X 20"
- 3- SANITARY NAPKIN DISPENSER
- 4- VEST. TRAP DOORS
- 5- ENDS REINFORCED 1246-1248 PER DWG.
- 6-
- 7-
- 8- LUGGAGE RACK WITH LIGHTS

- AXLES 5" X 9"
- V.C.H.CO. UNIT FIN RADIATION #594 WATER HEATER V.C.H.CO. #525 MIXING VALVE
- G.W.S. 4 TANKS-200 GALS. TOTAL EVERPURE 3T WATER FILTER
- WATER RECOVERY SYSTEM-104CB22480
- ADAMS & WESTLAKE LIGHT FIXTURES
- ADAMS & WESTLAKE BASKET RACKS
- DAYTON CONDUCTORS DESK LAMP
- DAYTON VESTIBULE LIGHTS C-10371
- RUBBER FLOOR COVERING 1/8" U.S.R.CO. ROOM "C" 1/4" RUB.CARPET PAD & CARPET CLASP BRAKES

UNION PACIFIC RAILROAD CO.

RESEARCH AND MECHANICAL STANDARDS

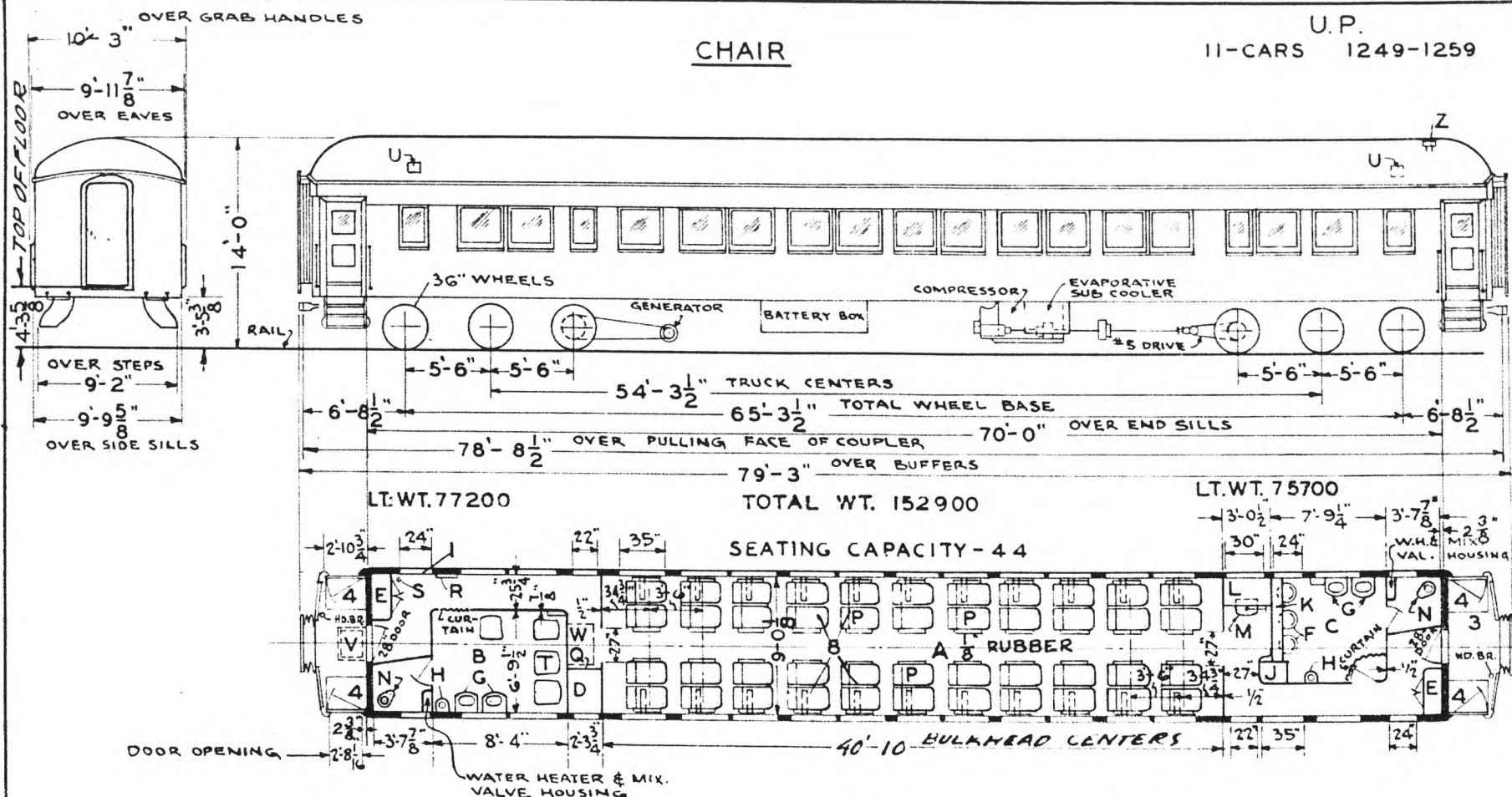
		12/0	4/9	DATE
		A	ISSUE	DRAWN
				P-3-22
				10-27-41

BUILT BY P.C.&M.CORP. 1921  
AIR CONDITIONED OMAHA SHOPS 1935  
REMODELED OMAHA SHOPS 1939  
FLOOR PLAN-DWG.235-CB-22419

U.P. SPEC 311

# CHAIR

U.P.  
11-CARS 1249-1259



- A- MAIN COMPARTMENT
- B- MENS ROOM - RUBBER
- C- WOMENS ROOM - CARPET.
- D- BAGGAGE & PILLOW LOCKER
- E- ELEC. LOCKER - VENT IN ROOF
- F- 3 SWIVEL CHAIRS W.M.F.A.C. U.P.1004-1
- G- WASHSTAND-CRANE 108-A-3
- H- DENTAL BOWL-CRANE III-1-D WITH P-520 FOOT VALVE
- J- WATER COOLER G.E. CM 337-A3&EH-1A1
- K- DRESSING TABLE
- L- CONDUCTORS DESK
- M- CONDUCTORS CHAIR-VITEK 118-S
- N- HOPPER- DAYTON "ECKERT" #15
- O-
- P- SEATS - C.&C.EQ. 804
- Q- ROLL UP DOOR 273-CB-22487 FOLDING GATE-SMITH W.&I.W. 609
- R- A.C. CONTROL PANEL
- S- FIRE EXT. 1-QT.
- T- 4-LOUNGE CHAIRS W.M.F.A.C. UP 1006-1

- U- VENT - 8" R & M EXH. FANS
- V- FRESH AIR INTAKE - 16" X 20" X 4"
- W- RECIRCULATING FILTERS 2-2'X16"X20"
- X-
- Y-
- Z- GLOBE VENT - SW. B LOCKER
- 1- WRECKING TOOLS ABOVE WINDOW
- 2-
- 3- SANITARY NAPKIN DISPENSER
- 4- VEST. TRAP DOORS
- 5-
- 6-
- 7-
- 8- LUGGAGE RACKS WITH LIGHTS

- AXLES 5" X 9"
- V.C.H.CO. UNIT FIN RADIATION
- #594 WATER HEATER V.C.H.CO.
- #525 MIXING VALVE
- G.W.S. 4 TANKS - 200 GALS. TOTAL
- EVERPURE 3T WATER FILTER

- ADAMS & WESTLAKE LIGHT FIXTURES
- ADAMS & WESTLAKE BASKET RACKS
- DAYTON CONDUCTORS DESK LAMP
- DAYTON VESTIBULE LIGHTS C-10371
- RUBBER FLOOR COVERING 1/8" U.S.R.CO.
- ROOM "C" 1/4" RUB. CARPET PAD & CARPET
- CLASP BRAKES

UNION PACIFIC RAILROAD CO.

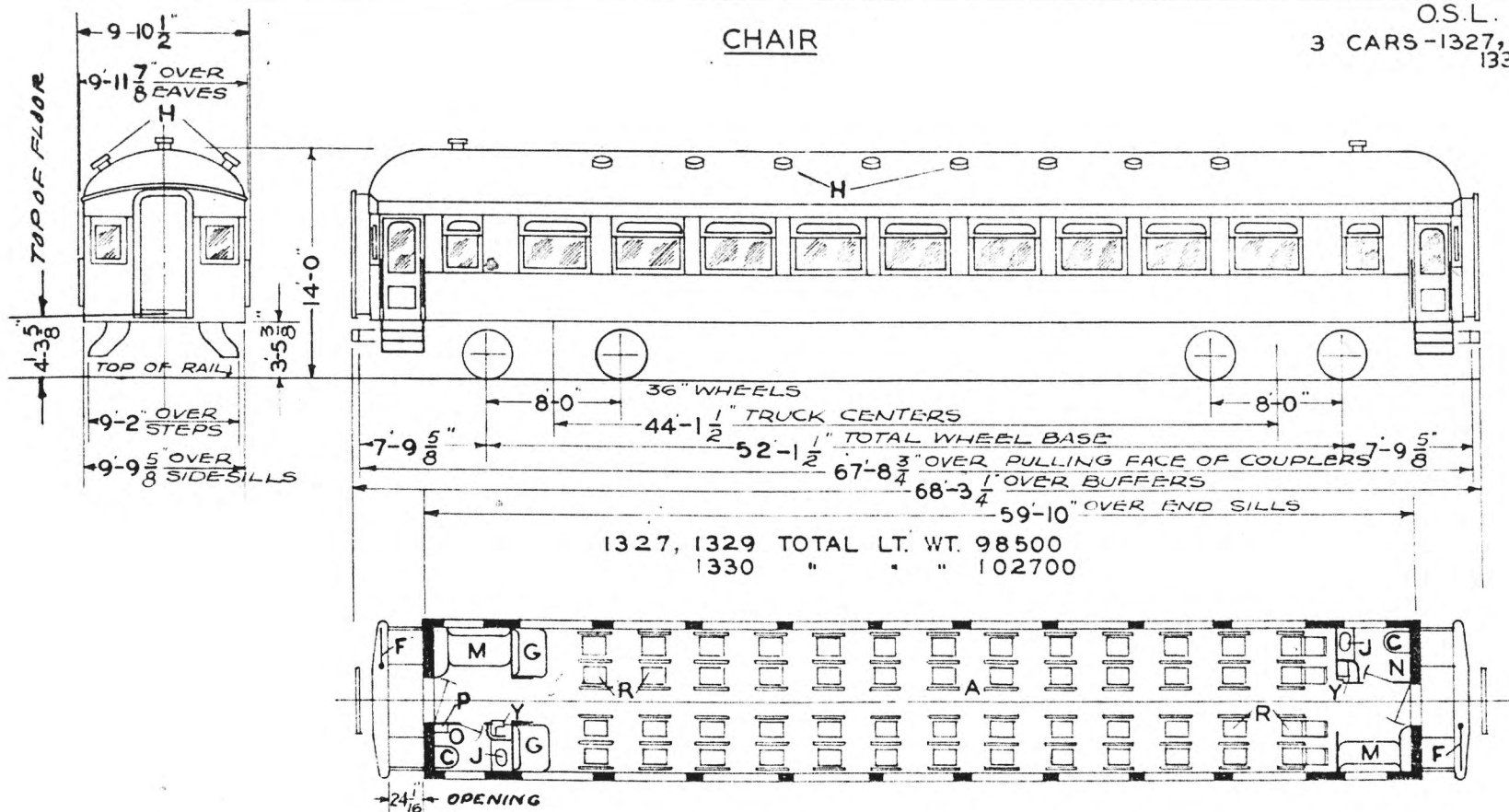
RESEARCH AND MECHANICAL STANDARDS

BUILT BY P.C.&M. CORP. 1921  
 AIR CONDITIONED P.S.C.M.CO. CHICAGO 1935  
 REMODELED OMAHA SHOPS 1939  
 FLOOR PLAN-DWG. 235-CB-22419  
 U.P. SPEC. 311

NO.	DATE	ISSUE	DRAWN
29	4	A	P-3-23
			10-27-41

CHAIR

O.S.L.  
3 CARS-1327, 1329  
1330



- A - MAIN COMP'T. SEAT CAP. 56
- B - HOPPER
- C - HANDBRAKE
- D - STATIONARY SEATS
- E - VENTS
- F - WASHSTAND
- G - VEST. SOFAS SEAT CAP. 4
- H - WOMENS TOILET
- I - MENS TOILET
- J - WRECKIN TOOLS
- K - SEATS
- L
- M
- N
- O
- P
- Q
- R
- S
- T
- U
- V
- W
- X
- Y - WATER COOLER-ICE
- Z

CARS EQUIPPED WITH GAS AND  
ELEC. LIGHTS, AXLE GENERATORS  
ON CARS 1329 & 1330

AXLES - 5 X 9"  
WATER SYSTEM - GRAVITY  
STEAM HEAT - VAPOR CO.

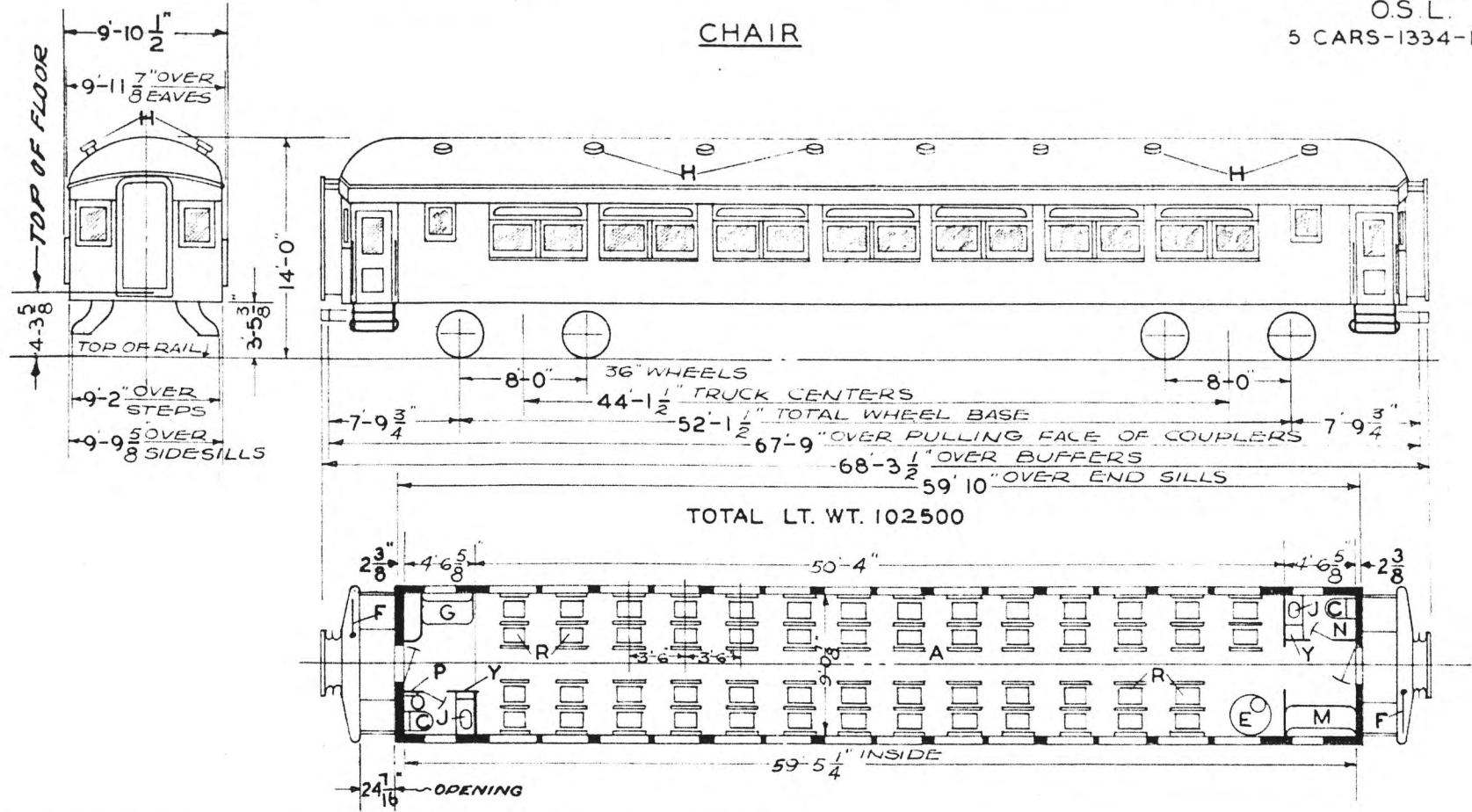
BUILT - 1911

UNION PACIFIC RAILROAD CO.  
RESEARCH AND  
MECHANICAL STANDARDS

U. P. SPEC. 221

			12-10-46	DATE	DIAGRAM
			A	ISSUE	P-3-24
					DRAWN
					10-27-41

CHAIR



- A - MAIN COMP'T. SEAT CAP. 56
- B - HOPPER
- D - STOVE 1336 ONLY
- E - HANDBRAKE
- G - STATIONARY SEAT
- H - VENTS
- J - WASHSTAND
- M - VEST. SOFA SEAT CAP. 2
- N - WOMENS TOILET
- O - MENS TOILET
- P - WRECKING TOOLS
- R - SEATS
- S - SEATS
- T - SEATS
- U - SEATS
- V - SEATS
- W - SEATS
- X - SEATS
- Y - WATER COOLER-ICE
- Z -

AXLE GEN. ON CARS 1335 - 1338  
GAS & ELEC. FIGURES ON CAR 1334

AXLES 5 X 9"  
WATER SYSTEM-GRAVITY  
STEAM HEAT-VAPOR CO

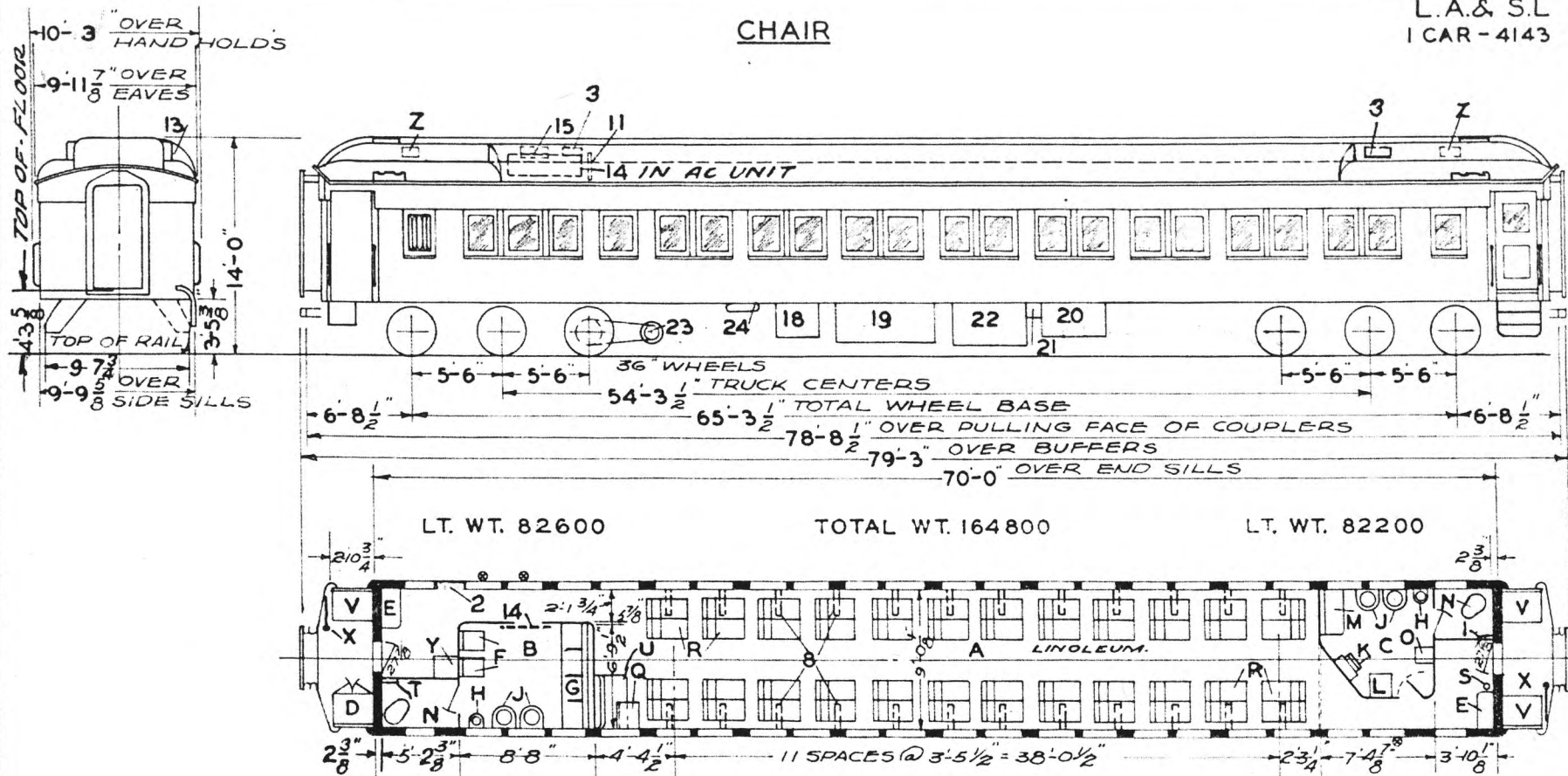
BUILT 1912

UNION PACIFIC RAILROAD CO  
RESEARCH AND  
MECHANICAL STANDARDS

SPEC 237

			12/10	DATE	DIAGRAM
			46		P-3-25
			A	ISSUE	DRAWN
					10-27-41

CHAIR



LT. WT. 82600

TOTAL WT. 164800

LT. WT. 82200

- A - MAIN COMP'T.-SEAT CAP. 50
- B - MENS ROOM - LINOLEUM
- C - WOMENS ROOM - CARPET
- D - BAGG. & PILLOW LOCKER
- E - SWITCHBOARD LOCKER
- F - CHAIRS - 19" X 21"
- G - 4 SEAT SOFA
- H - DENTAL BOWL
- J - WASHSTAND
- K - DRESSING TABLE & STOOL
- L - CHAIR 20" X 18"
- M - BUILT IN SEAT - 16" X 36"
- N - HOPPER
- O - FOLDING SEAT - 273-CB-21938
- P -
- Q - CONDUCTORS TABLE - 272-CB-21936
- R - SEATS C & C.E. CO. #800
- S - FIRE EXT. - 1 QT.
- T - WRECKING TOOLS
- U - COND. BENCH SEAT.
- V - VEST. TRAP DOORS
- W -
- X - HAND BRAKES
- Y - WATER COOLER - G.E. - RM-41-B3
- Z - EXH. FANS
- ⊙ - UNSEALED WINDOWS

- 1 - SANITARY PAD DISPENSER
- 2 - AC CONTROL PANEL
- 3 - VENTS
- 4 -
- 5 -
- 6 -
- 7 -
- 8 - LUGGAGE RACKS WITH LIGHTS
- 9 -
- 10 -
- 11 - RECIRCULATED AIR GRILLE
- 12 -
- 13 - A.C. DUCT
- 14 - REC. AIR GRILLE - 1 FILTER - 2' X 16' X 38"
- 15 - FRESH AIR INTAKE - 1 FILTER - 4' X 10' X 20"
- 16 -
- 17 -
- 18 - SUPER CONDENSER
- 19 - WAUKESHA ICE ENGINE
- 20 - BATTERIES
- 21 - BATT. CHARGING RECPT.
- 22 - FUEL TANK
- 23 - GENERATOR - 4 KW.
- 24 - REFRIGERANT RECEIVER

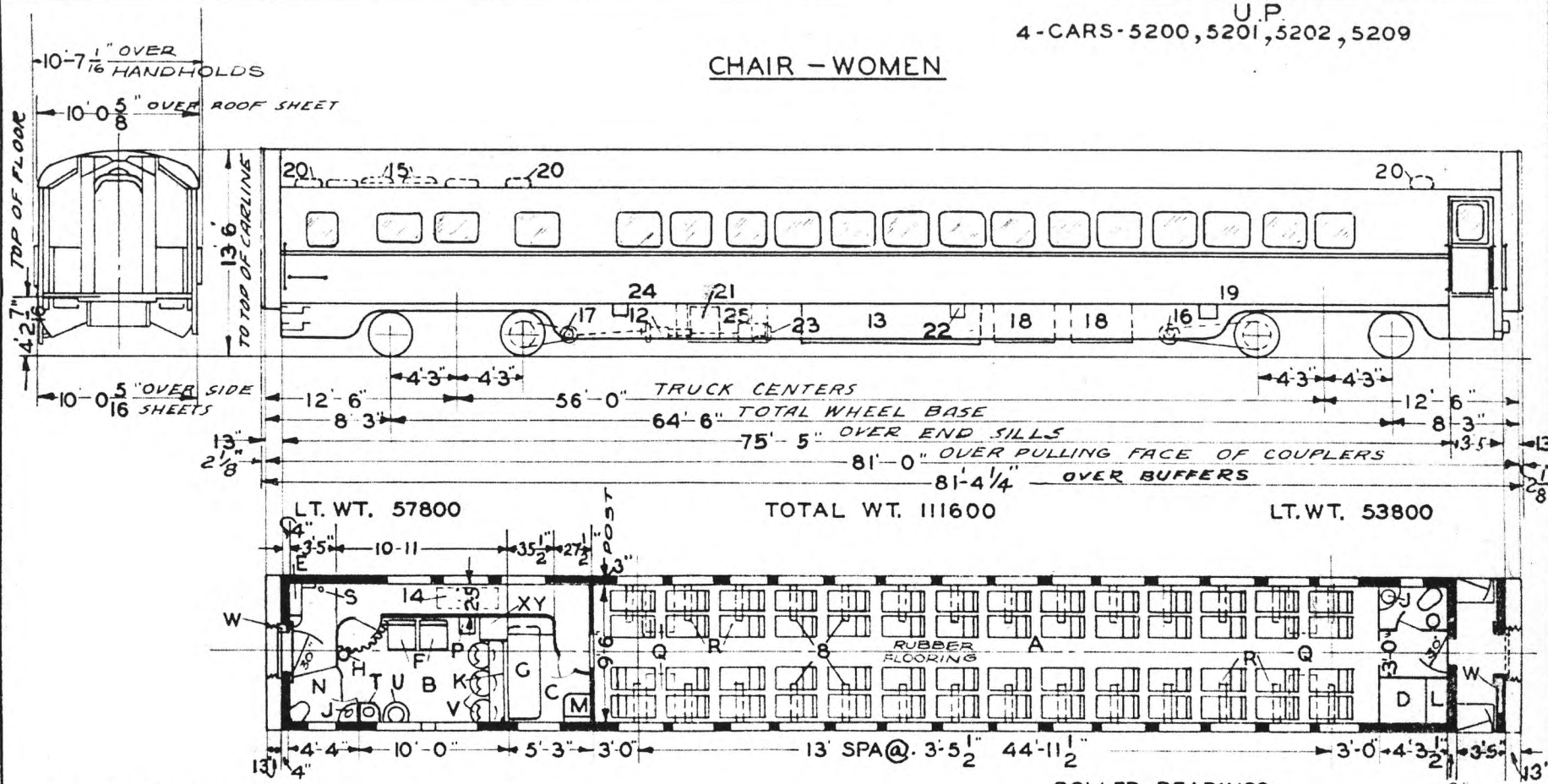
- AXLES 5 X 9
- WATER SYSTEM - GRAVITY
- STEAM HEAT - VAPOR CO. - FIN TUBING
- OVERHEAD - UNIT FIN RADIATION
- SASH - 3/16 PLATE GLASS - INSIDE & OUTSIDE
- TACO WATER HEATER
- BUILT - P.C. & M. CORP. - 1926
- REMODELED - OMAHA - 1936
- A.C. WAUKESHA YORK - 1936
- ORIG. FLOOR PLAN - D-CB-20976
- REMODELED PLAN - 236-CB-21922
- UNDERNEATH EQUIP'T. - BK. 3-SK. 3174

UNION PACIFIC RAILROAD CO.  
RESEARCH AND  
MECHANICAL STANDARDS

U.P. SPEC. 310

			12-10	46	DIAGRAM
					P-3-26
			A	ISSUE	DRAWN
					10-27-41

CHAIR - WOMEN



LT. WT. 57800 TOTAL WT. 1111600 LT. WT. 53800

- A - MAIN COMP'T.-SEAT CAP.-56
- B - LOUNGE ROOM-CARPET
- C - NURSES ROOM-
- D - BAGG. & PILLOW LOCKER
- E - SWITCHBOARD LOCKER
- F - CHAIRS U.P. 1003
- G - NURSES COUCH
- H - DENTAL BOWL RR. III TYPE
- I - WASHSTAND 12" X 12" TYPE
- J - DRESSING TABLE
- K - PORTERS LOCKER
- L - CHAIR HOPPER-DUNR 118 FT. OPER
- M - WOMENS TOILET " 6-1/2 " "
- N - GENERAL TOILET " " "
- O - DROP SHELF
- P - CARD TABLE
- Q - SEATS-COACH CAR EQUIPT. CO.
- R - FIRE EXT.
- S - WASH STAND 21' X 15 1/2" CORNER TP.
- T - " 18 X 15 1/2" WALL TYPE
- U - 3 SWIVEL CHAIRS U.P. 1004
- V - HAND BRAKE
- W - MILK COOLER-E. HC-1-A-1
- X - WATER COOLER-G.E-19CM337-A3-
- Y - CONDENSING UNIT & 19ED23-B3-
- Z - EVAPORATOR UNIT

- 1 -
- 2 - WRECKING TOOLS ABOVE WINDOW
- 3 -
- 4 -
- 5 -
- 6 -
- 7 -
- 8 - LUGGAGE RACKS WITH LIGHTS
- 9 -
- 10 -
- 11 -
- 12 - SPEED CONTROL
- 13 - 2 A.P.W.S. TANKS 150 GAL. EACH
- 14 - REC. AIR GRILLE-2 FILTERS-6X20X20
- 15 - FRESH AIR INTAKE-2 FILTERS-6X9X25
- 16 - GENERATOR-5 KW
- 17 - DRIVE-5-C
- 18 - BATTERIES
- 19 - BATT. CHARGING RECP'T
- 20 - EXH. FANS 7 1/2"
- 21 - A.C. EVAPORATIVE SUB-COOLER - WAUGHMAT
- 22 - WATER FILLER VALVES
- 23 - STANDBY MOTOR
- 24 - " " RECP.
- 25 - COMPRESSOR - NEAR SIDE

ROLLER BEARINGS.  
AXLES 6X11"  
WATER SYSTEM-AIR PRESSURE.  
STEAM HEAT-FLOOR & OVERHEAD-  
UNIT FIN RADIATION.  
SASH-1/4" SAFETY GLASS-INSIDE.  
" -3/16" PLATE " -OUTSIDE.  
WATER HEATER-585-VAPOR CO.  
WATER MIXER-525 - " "  
LUGGAGE RACKS WITH LIGHTS SCH&L CO.  
  
BUILT-P.S.C MFG. CO.-1937.  
A.C. P.S.C.M.Co.-1937  
FLOOR PLAN-235-CB-22232.  
TIGHT LOCK COUPLER INTEGRAL YOKE  
SINGLE WAUGH-MAT DRAFT GEAR.

UNION PACIFIC RAILROAD CO.  
RESEARCH AND  
MECHANICAL STANDARDS

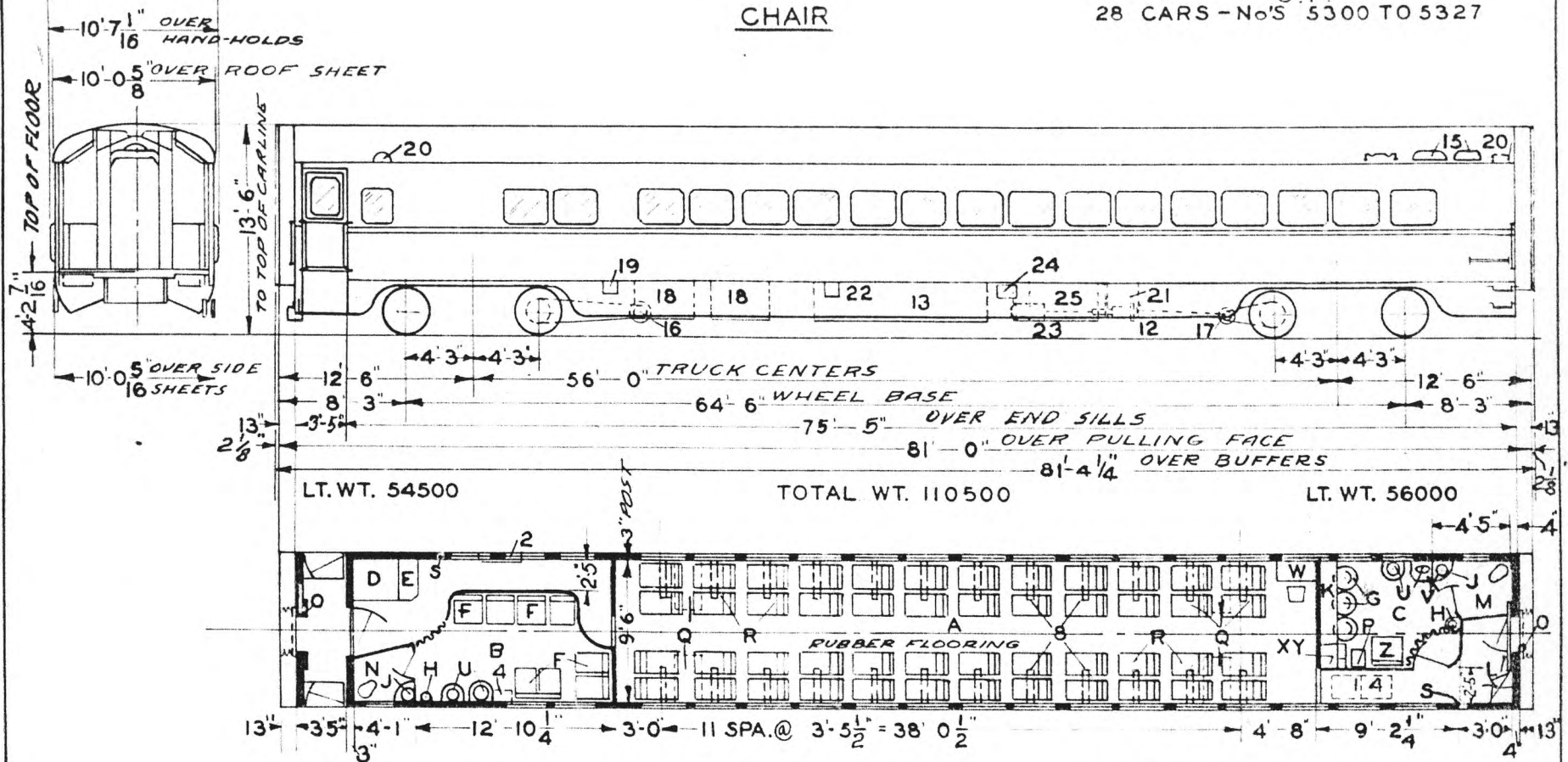
P.S.C.&M. CO'S  
LOT 6510

		12-10	4-6	1-12	4-3	ISSUE DATE	DIAGRAM
							P-3-27
							DRAWN
							10-27-41



CHAIR

U.P.  
28 CARS - No'S 5300 TO 5327



- A - MAIN COMPT.-SEAT CAR-48
- B - MENS ROOM
- C - WOMENS ROOM-CARPET
- D - BAGG. AND PILLOW LOCKER
- E - SWITCHBOARD LOCKER
- F - CHAIRS TYPE UP 1005
- G - 3 SWIVEL CHAIRS UP 1004
- H - DENTAL LAVATORY R.R. III TYPE
- I - WASHSTAND 12 X 12 CORNER TYPE
- J - DRESSING TABLE
- K - PORTERS LOCKER
- L - WOMENS TOILET-DUNER 6 1/2 F.OP.
- M - MENS TOILET DUNER NO. 6 1/2 FT. OPEN
- N - HAND BRAKE
- O - DROP SHELF
- P - CARD TABLE
- Q - SEATS-COACH CAR EQUIPT. CO.
- R - FIRE EXT.
- S - WASHSTAND 18" X 15 1/2" -WALL TYPE
- T - " 21" X 15 1/2" -CORNER
- U - CONDUCTORS TABLE & CHAIR
- V - MILK COOLER-GE HC-1-A-1
- W - WATER COOLER-G.E.-19CM337-A3
- X - CONDENSING UNIT & 19ED23-B3
- Y - EVAPORATOR UNIT
- Z - CHAIR U.P. 1003

- 1 -
- 2 - WRECKING TOOLS ABOVE WINDOW
- 3 -
- 4 - DROP SHELF
- 5 -
- 6 -
- 7 -
- 8 - LUGGAGE RACK WITH LIGHTS
- 9 -
- 10 -
- 11 -
- 12 - SPEED CONTROL
- 13 - 2 AP.W.S TANKS 150 GAL. EACH.
- 14 - REC. AIR GRILLE - 2 FILTERS 16" X 20" X 20"
- 15 - FRESH AIR INTAKE - 2 FILTERS 6" X 9" X 25"
- 16 - GENERATOR - 5 KW.
- 17 - DRIVE - 5 C
- 18 - BATTERIES
- 19 - BATT CHARGING RECPT.
- 20 - EXH. FANS - 7 1/2
- 21 - A.C. EVAPORATIVE SUB-COOLER - WAUGHMAT
- 22 - WATER FILLER VALVE.
- 23 - STANDBY MOTOR
- 24 - " " RECP.
- 25 - COMPRESSOR

- ROLLER BEARINGS.
- AXLES 6 X 11
- WATER SYSTEM - AIR PRESSURE.
- STEAM HEAT - FLOOR & OVERHEAD
- UNIT FIN RADIATION.
- SASH-1/4" SAFETY GLASS INSIDE.
- 3/16" PLATE GLASS OUTSIDE.
- WATER HEATER No 585 VAPOR CO.
- WATER MIXER No 525 "
- LUGGAGERACKS WITH LIGHTS S.C.H.&L CO.
- BUILT P.S.C MFG. CO. - 1937.
- A.C. P.C.&M.CO.-1937
- FLOOR PLAN 235 CB 22229.
- TIGHT LOCK COUPLER INTEGRAL YOKE
- SINGLE WAUGH-MAT DRAFT GEAR.

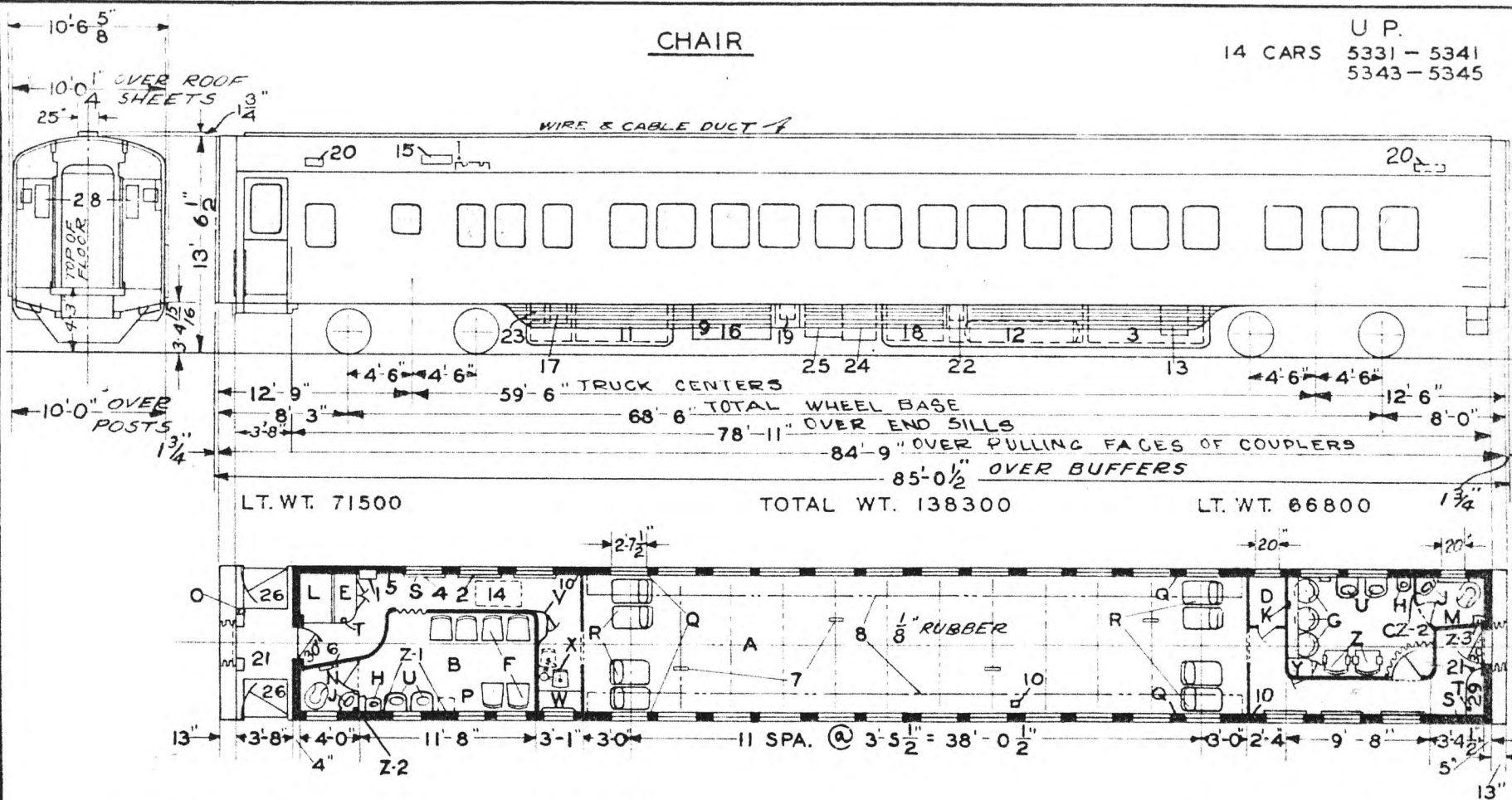
UNION PACIFIC RAILROAD CO.  
RESEARCH AND MECHANICAL STANDARDS

P.S.C. & M.CO'S.  
LOT - 6510

			12/10	4/6	1-1/2	4/3	DIAGRAM
			B	A	ISSUE DATE		P-3-28
							DRAWN
							10-27-41

# CHAIR

U P.  
14 CARS 5331 - 5341  
5343 - 5345



- A - MAIN COMP'T - SEAT CAP. 48
- B - MENS ROOM 3/16" RUBBER
- C - WOMENS ROOM CARPET
- D - BAGG. & PILLOW LOCKER
- E - SWITCHBOARD LOCKER
- F - CHAIRS UP. 1006 M. BROS.
- G - SWIVAL CHAIRS U.P. 104 "
- H - DENTAL LAVATORY
- I - WASHSTAND CORNER
- J - DRESSING TABLE
- K - PORTERS LOCKER
- L - WOMENS TOILET
- M - MENS TOILET
- N - HAND BRAKE UNIVERSAL
- O - DROP TABLE
- P - CARD TABLE - SOCKET
- Q - SEATS - H & W 981-P-193-ES
- R - FIRE EXT.
- S - CONDUCTORS VALVE
- T - WASHSTAND
- U - CONDUCTORS LOCKER
- V - CONDUCTORS TABLE
- W - " CHAIR
- X - WATER COOLER ELECTRIC
- Y - CHAIRS UP. NO. 1006 M BROS
- Z - MIRROR WITH COMB RACK
- Z-1 - PAPER TOWELS & DIXIE CUPS
- Z-2 - SANITARY PAD DISPENSER

- 1 - A.C. CONTROL PANEL
- 2 - WRECKING TOOLS-OVER WINDOW
- 3 - AIR BRAKE EQUIPMENT
- 4 - COLLAPSIBLE BUCKET BELOW
- 5 - TIME TABLE REC'P.
- 6 - A.C. PIPE LOCKER
- 7 - AISLE LIGHTS
- 8 - LUGGAGE RACK WITH LIGHTS
- 9 - ICE ENGINE (FAR SIDE)
- 10 - VACUUM CLEANER REC'P.
- 11 - FUEL TANKS-2 CABT 4 CYL. EA.
- 12 - WATER TANKS CAP 300 GALLONS
- 13 - A.P.W.S. RESERVOIR
- 14 - REC AIR GRILLE 2 20" X 20" X 6" FILTERS
- 15 - FRESH AIR INTAKE 2 25" X 9" X 6" & 2 25" X 9" X 2"
- 16 - ENGINE GENERATOR (NEAR SIDE)
- 17 - CONVERTER BOX
- 18 - BATT. BOX. EXIDE -EIA-23-484 AMP. HR.
- 19 - " CHARGING RECEP'T PN CO. BURA 152-B
- 20 - EXH. FAN 9 DIEHL
- 21 - ELEC. AIR SIGNAL BUTTON #1196-2 1/2 FLEX. STEAM CONDUIT MECHANICAL STANDARDS
- 22 - WATER FILLER VALVE
- 23 - MOTOR GENERATOR
- 24 - SUB COOLER
- 25 - CONDENSER (AIR)
- 26 - VESTIBULE TRAP DOOR
- 27 - FLASH-LIGHT REC'P. BELOW
- 28 - JUNCTION BOXES

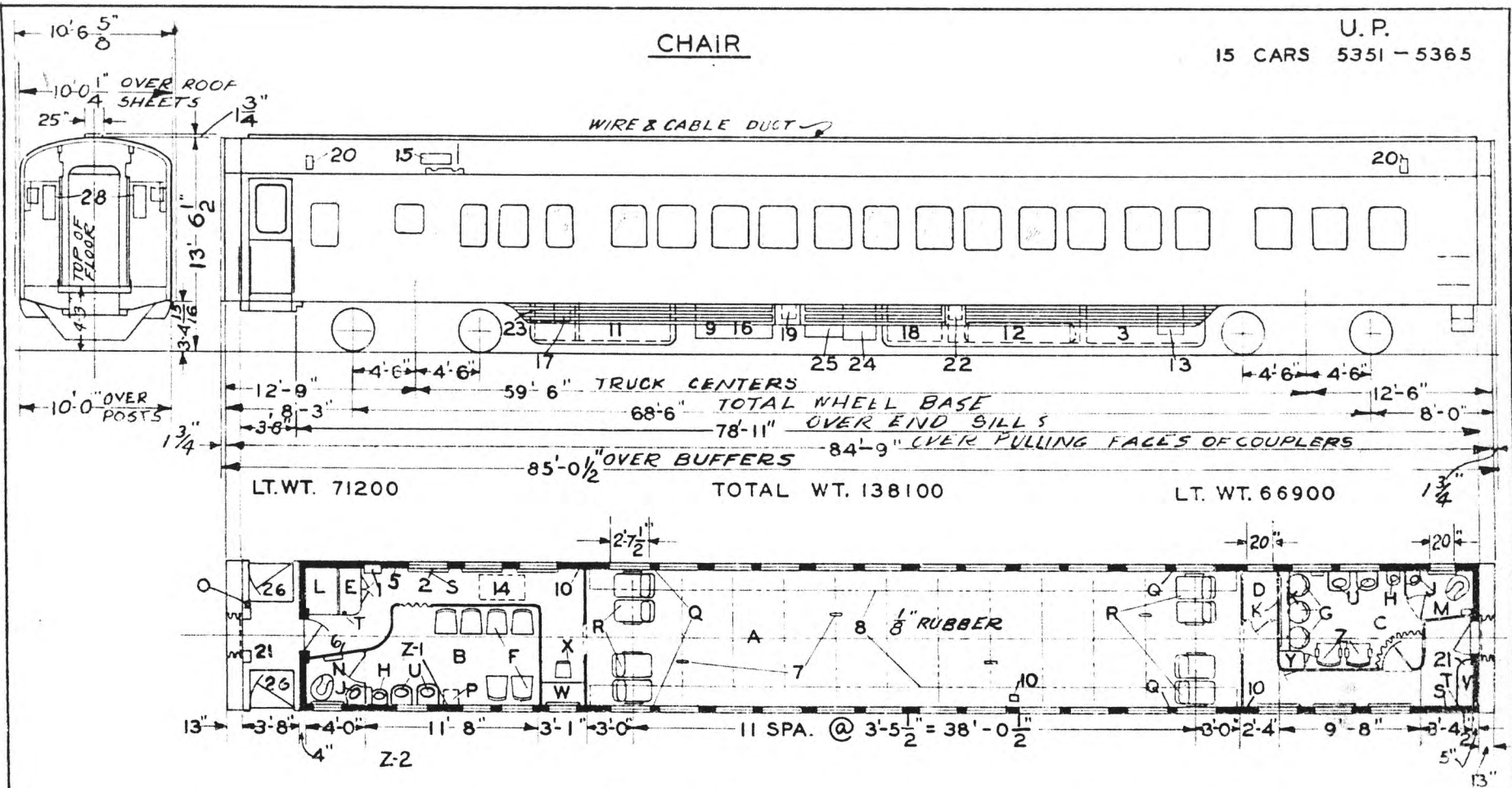
AXLES 6" X 11" ROLLER BEARINGS  
 WATER SYSTEM-AIR PRESSURE  
 STEAM HEAT - FLOOR & OVERHEAD  
 -UNIT FIN RADIATION  
 SASH A & W BREATHER TYPE  
 TIGHT LOCK COUPLER A.A.R. RAD. CONN. YOKE  
 DRAFT GEAR WAUGH-MAT TWIN CUSHION  
 PARCEL RACKS LUMINATOR L-5865  
 END DOOR LOCK DAYTON PUSH PULL 1322  
 H.S.C. SPEED GOV. CONTROL BRAKES  
 BUILT P.S.C.M. CO. 1942  
 A.C. " WAUKESHA ENG.  
 FLOOR PLAN 7468 " LOT 6863  
 " " 237 CB 22833

UNION PACIFIC RAILROAD CO.  
RESEARCH AND

	12-10 46	1-12 43	DATE	DIAGRAM P-3-29
B	A	ISSUE	DATE	DRAWN 1-2-42

# CHAIR

U. P.  
15 CARS 5351 - 5365



- A - MAIN COMP'T - SEAT CAP. 48
- B - MENS ROOM 3/16" RUBBER
- C - WOMENS ROOM CARPET
- D - BAGG. & PILLOW LOCKER
- E - SWITCHBOARD LOCKER
- F - CHAIRS UP 1006 M BROS.
- G - SWIVAL CHAIRS UP 104 "
- H - DENTAL LAVATORY
- I - WASHSTAND CORNER
- L - DRESSING TABLE
- M - PORTERS LOCKER
- N - WOMENS TOILET
- O - MENS TOILET
- P - HAND BRAKE UNIVERSAL
- Q - DROP TABLE
- R - CARD TABLE SOCKET
- S - SEATS - C. C. & E. CO. 805 U.P. 41
- T - FIRE EXT.
- U - CONDUCTORS VALVE
- V - WASHSTAND
- W - OVERCOAT LOCKER
- X - CONDUCTOR'S DESK
- Y - " CHAIR
- Z - WATER COOLER ELECTRIC
- Z-1 - CHAIRS UP 1006 M. BROS.
- Z-2 - MIRROR WITH COMB RACK
- Z-3 - PAPER TOWELS & DIXIE CUPS
- Z-4 - SANITARY PAD DISPENSER

- 1 - A.C. CONTROL PANEL
- 2 - WRECKING TOOLS - OVER WINDOW
- 3 - AIR BRAKE EQUIPMENT
- 4 - COLLAPSIBLE BUCKET BELOW
- 5 - TIME TABLE REC'P.
- 6 - A.C. PIPE LOCKER
- 7 - AISLE LIGHTS
- 8 - LUGGAGE RACK WITH LIGHTS
- 9 - ICE ENGINE (FAR SIDE)
- 10 - VACUUM CLEANER REC'R
- 11 - FUEL TANKS - 2 CABT - 4 CYL EACH
- 12 - WATER TANKS CAP. 300 GALLONS
- 13 - A.P.W.S. RESERVOIR
- 14 - REC. AIR GRILLE 2 20" X 20" X 6" FILTERS
- 15 - FRESH AIR INTAKE 2 25X9X6" & 2 25X9X2
- 16 - ENGINE GENERATOR (NEAR SIDE)
- 17 - CONVERTER BOX
- 18 - BATT. BOX EXIDE - EIA-23-484 AMP. HR.
- 19 - " CHARGING REC'PT. P.N. CO BURA 152-B
- 20 - EXH. FAN 9 DIEHL
- 21 - ELEC. AIR SIGNAL BUTTON
- 22 - WATER FILLER VALVE
- 23 - MOTOR GENERATOR #1196-2 1/2"
- 24 - SUB COOLER
- 25 - CONDENSER (AIR)
- 26 - VESTIBULE TRAP DOOR
- 27 - FLASH LIGHT REC'P. BELOW
- 28 - JUNCTION BOXES

AXLES 6 X 11 ROLLER BEARINGS  
 WATER SYSTEM - AIR PRESSURE  
 STEAM HEAT - FLOOR & OVERHEAD -  
 -UNIT FIN RADIATION  
 SASH - A&W BREATHER TYPE JOYCE  
 TIGHT LOCK COUPLER A.A.R. RAD. CONN.  
 DRAFT GEAR WAUGH MAT TWIN CUSHION  
 PARCEL RACKS LUMINATOR L-5865  
 END DOOR LOCK DAYTON PUSH PULL 1322  
 HSC SPEED GOV. CONTROL BRAKES  
 BUILT P.S.C.M. CO. 1942  
 A.C. " " WAUKESHA ENG.  
 FLOOR PLAN 7471 LOT 6663  
 " " 237 CB 23259

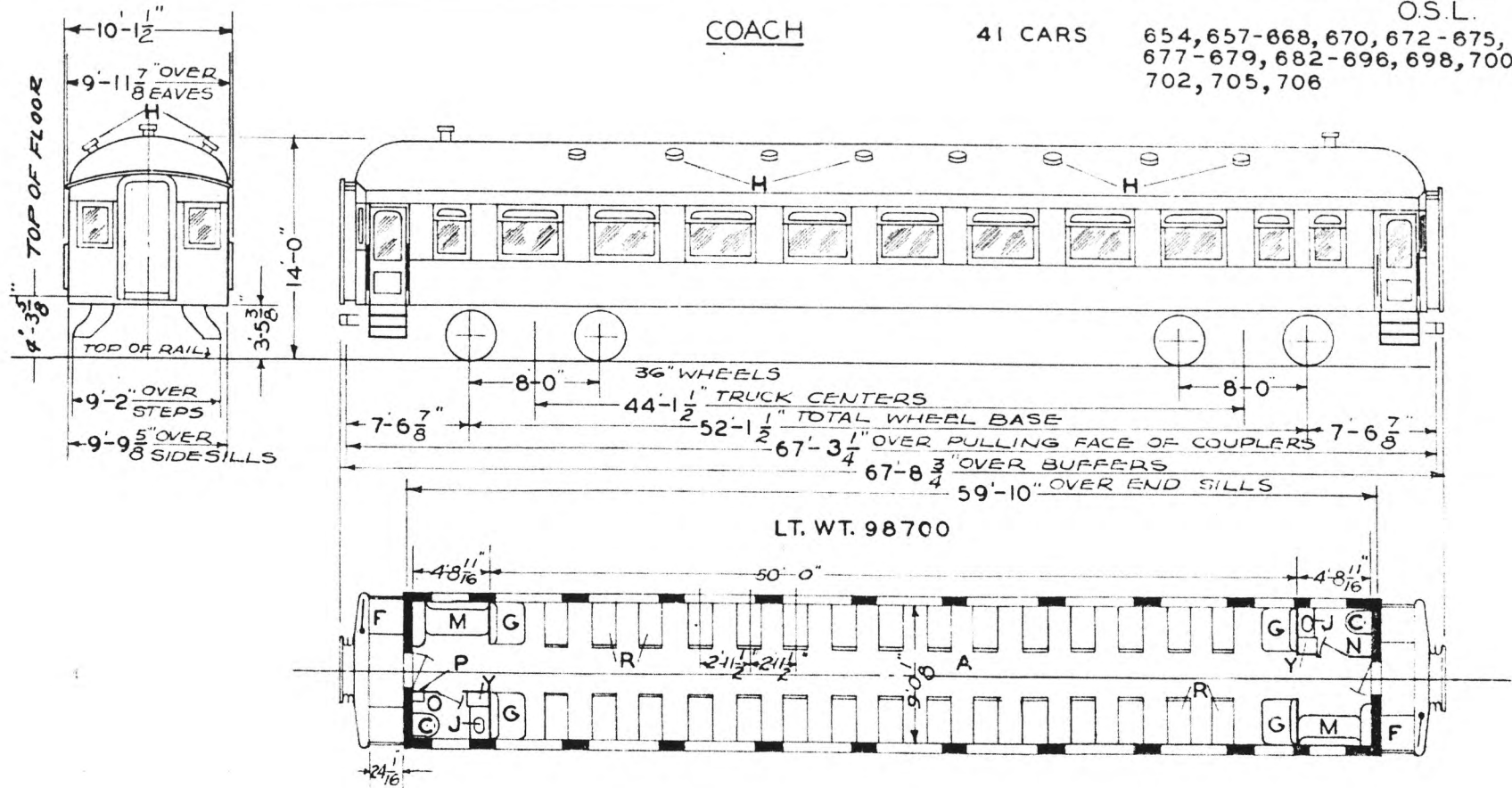
UNION PACIFIC RAILROAD CO.  
RESEARCH AND  
MECHANICAL STANDARDS

	12-10	4-6	1-2	4-3	DIAGRAM	P-3-30
B	A	DATE	DRAWN	1-2-42		

COACH

41 CARS

O.S.L.  
654, 657-668, 670, 672-675,  
677-679, 682-696, 698, 700,  
702, 705, 706



LT. WT. 98700

- A - MAIN COMP'T. SEAT CAP. 68
- B - HOPPER
- C - HOPPER
- D - HOPPER
- E - HOPPER
- F - HOPPER
- G - HOPPER
- H - HOPPER
- I - HOPPER
- J - HOPPER
- K - HOPPER
- L - HOPPER
- M - SOFAS SEAT CAP. 4
- N - WOMENS TOILET
- O - MENS TOILET
- P - WRECKING TOOLS
- Q - SEATS
- R - SEATS
- S - SEATS
- T - SEATS
- U - SEATS
- V - SEATS
- W - SEATS
- X - SEATS
- Y - WATER COOLER-ICE
- Z - WATER COOLER-ICE

CARS EQUIPPED WITH AXLE GEN.  
Nos 654, 686, 687, 688,  
693 & 702  
670 HAS STOVE

AXLES - 5" X 9"  
WATER SYSTEM-GRAVITY  
STEAM HEAT-VAPOR CO-

BUILT - 1910-1911

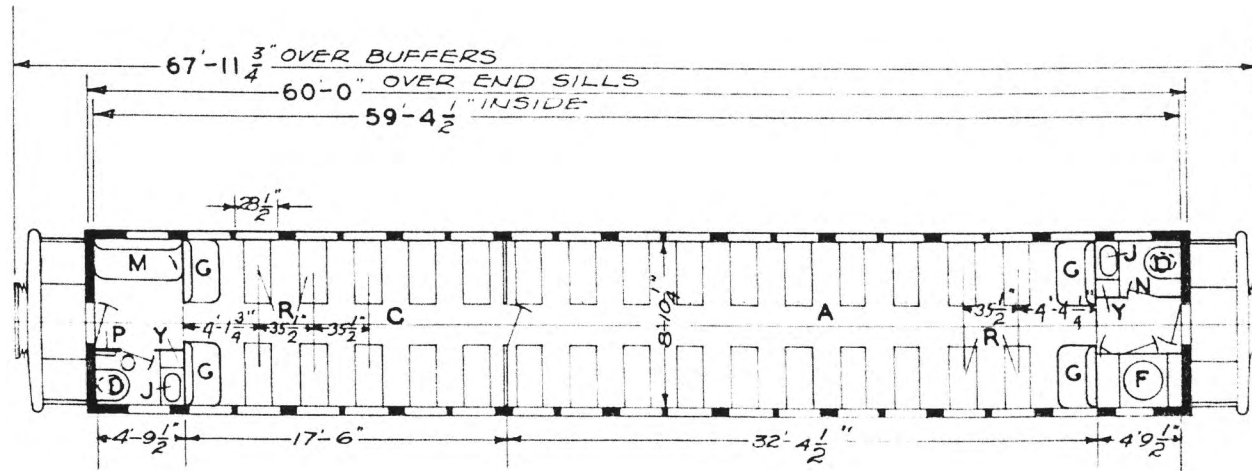
UNION PACIFIC RAILROAD CO.  
RESEARCH AND  
MECHANICAL STANDARDS

U.P. SPEC. 217

		12-10	46	1-13	43	DIAGRAM
						P-3-31
		B	A	ISSUE	DATE	DRAWN
						10-27-41

COACH  
WOOD

O.W.R.&N  
1-CAR-848



- A - MAIN COMP'T.- SEAT CAP.-44
- B - SMOKING ROOM-SEAT CAP.-24
- C - HOPPER
- D - FRUMVELLER HEATER
- E - STATIONARY SEATS
- F - WASHSTAND
- G - SOAF SEAT CAP. 2
- H - WOMENS TOILET
- I - MENS TOILET
- J - WRECKING TOOLS
- K - SEATS
- L -
- M -
- N -
- O -
- P -
- Q -
- R -
- S -
- T -
- U -
- V -
- W -
- X -
- Y - WATER COOLER-ICE
- Z -

STYLE OF TRUCK-4 WHEEL-STEEL  
 WHEEL BASE-TRUCK 8'-0"  
 TRUCK CENTERS-44'-0"  
 TOTAL WHEEL BASE-52'-0"  
 DIA. OF WHEEL-36 1/2"  
 LIGHTING-OIL & GAS LIGHTS

AXLES-5x9"  
 WATER SYSTEM-GRAVITY  
 HEATING SYSTEM-FRUMVELLER-HEATER

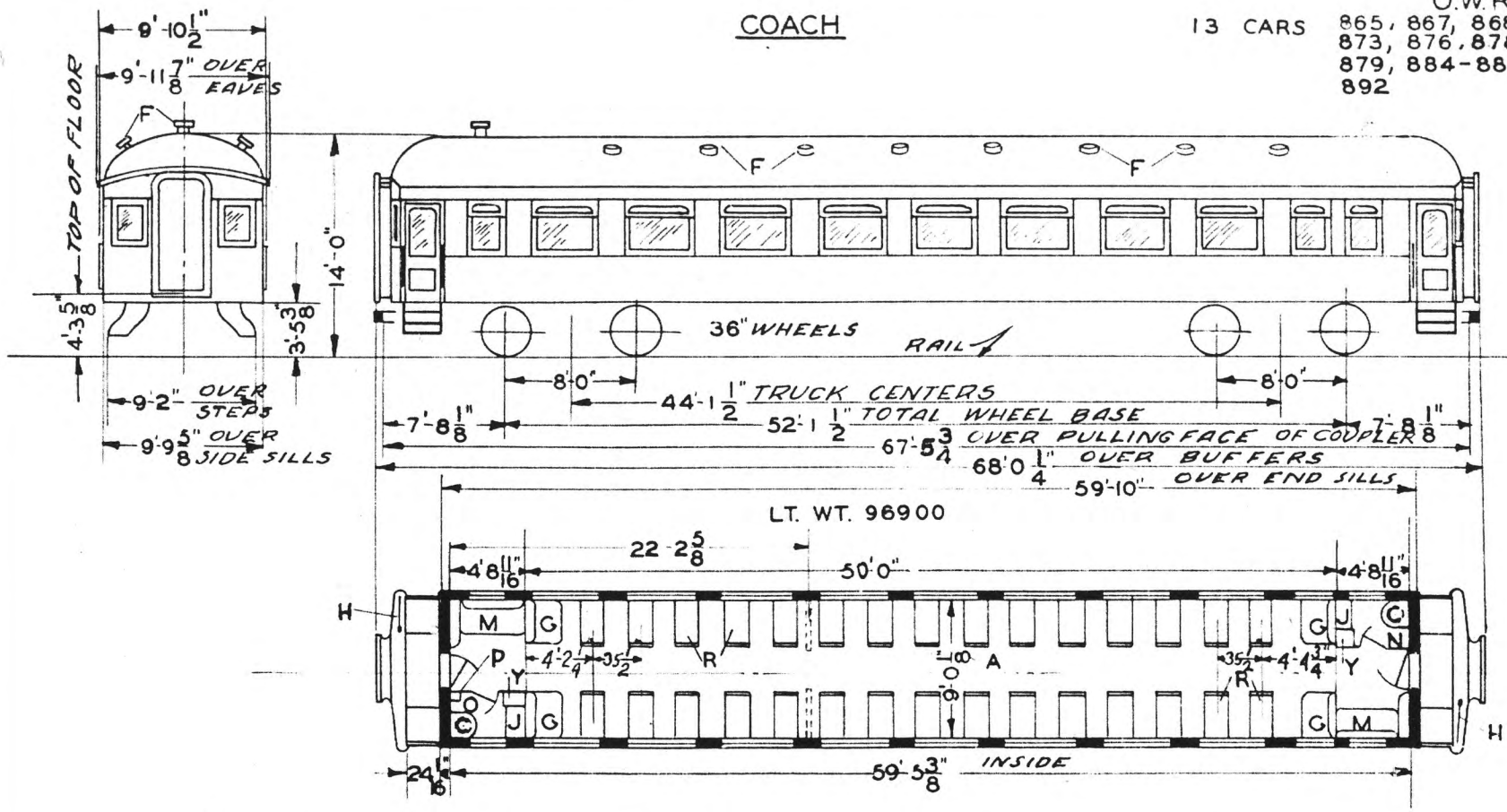
BUILT-A.C. & F. CO.-1906  
 SHEATHING STEEL APPLIED-1921  
 PARTITION APPLIED-1922

UNION PACIFIC RAILROAD CO.  
 RESEARCH AND  
 MECHANICAL STANDARDS

				DATE	DIAGRAM
				ISSUE	P-3-32
					DRAWN
					10-27-41

COACH

O.W.R.&N  
 13 CARS 865, 867, 868, 872,  
 873, 876, 878,  
 879, 884-887,  
 892



- A - MAIN COMPARTMENT - SEAT CAP. 68
- B - HOPPER
- C - VENTS
- D - STATIONARY SEATS
- E - HANDBRAKES
- F - WASH STAND
- G - SOFAS - SEAT CAP. 4
- H - WOMENS TOILET
- I - MENS TOILET
- J - WRECKING TOOLS
- K - SEATS
- L - WATER COOLER ICE

ALL CARS EQUIPPED WITH GAS & ELEC. FIXTURES CARS 887 & 892 ALSO EQUIPPED WITH OIL LIGHTS

AXLES - 5" X 9"  
 WATER SYSTEM - GRAVITY  
 STEAM HEAT - VAPOR CO.

BUILT P.C.&M. CORP. 1909-1911

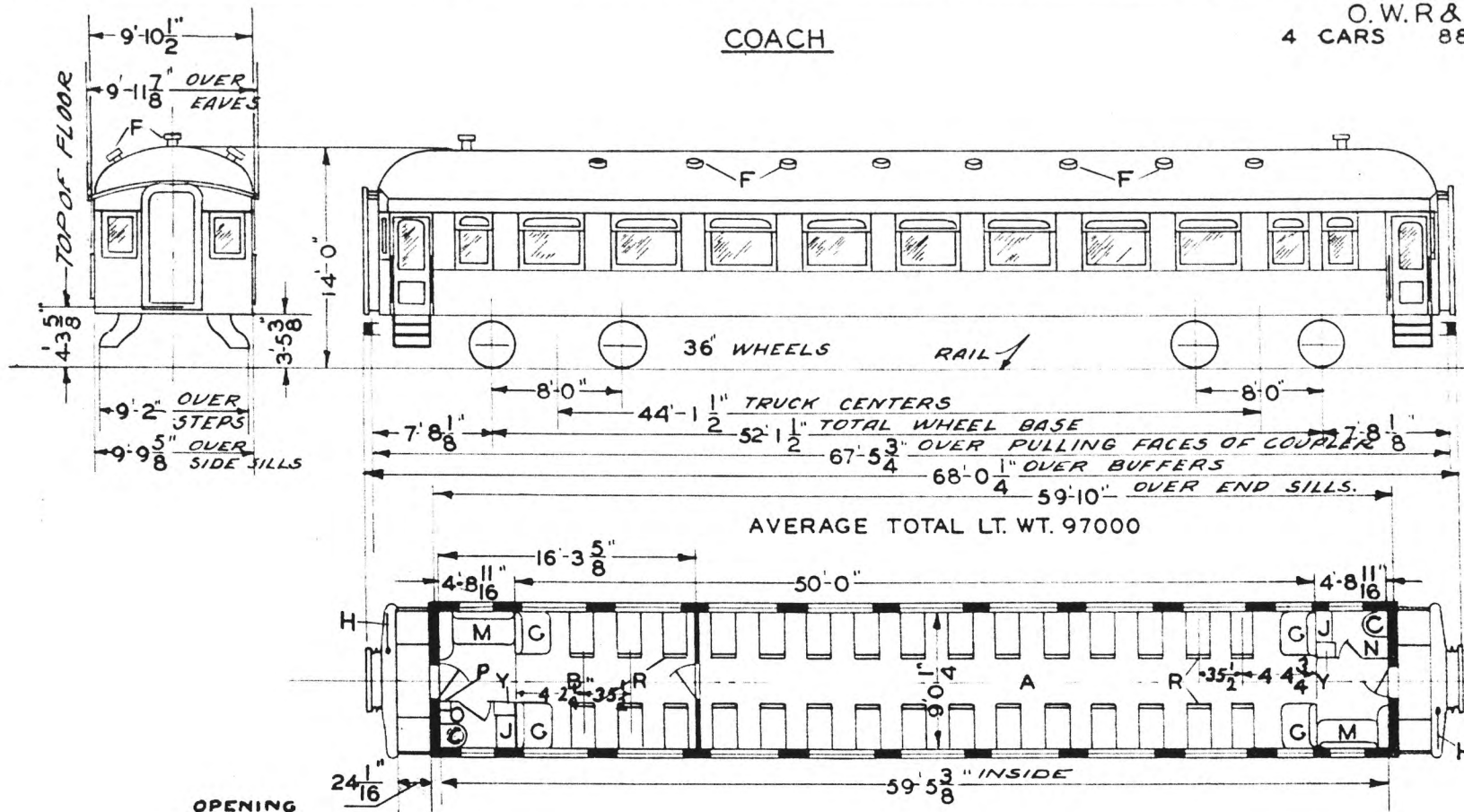
876 & 873 - 68 SEATING CAP.  
 FL. PL. 237-CB-23555  
 CONVERTED TO DROVER CARS  
 CHAIRS - TYPE N<sup>o</sup> 166.

NOTE  
 DOTTED PARTITION ON  
 CARS 886-887 & 892, ONLY

UNION PACIFIC RAILROAD CO.  
 RESEARCH AND  
 MECHANICAL STANDARDS

			12/10	46	DIAGRAM
					P-3-33
			A	ISSUE DATE	DRAWN
					10-27-41

COACH



- A - MAIN COMP'T SEAT CAP. 52
- B - SMOKING ROOM " " 16
- C - HOPPER
- D - VENTS
- E - STATIONARY SEATS
- F - HAND BRAKE
- G - WASH STAND
- H - SOFAS SEAT CAP. 4
- I - WOMENS TOILET
- J - MENS TOILET
- K - WRECKING TOOLS
- L - SEATS
- M - WATER COOLER ICE

ALL CARS EQUIPPED WITH GAS AND ELEC. FIXTURES ALSO OIL LIGHTS.

AXLES 5" X 9"  
WATER SYSTEM - GRAVITY  
STEAM HEAT - VAPOR CO.-

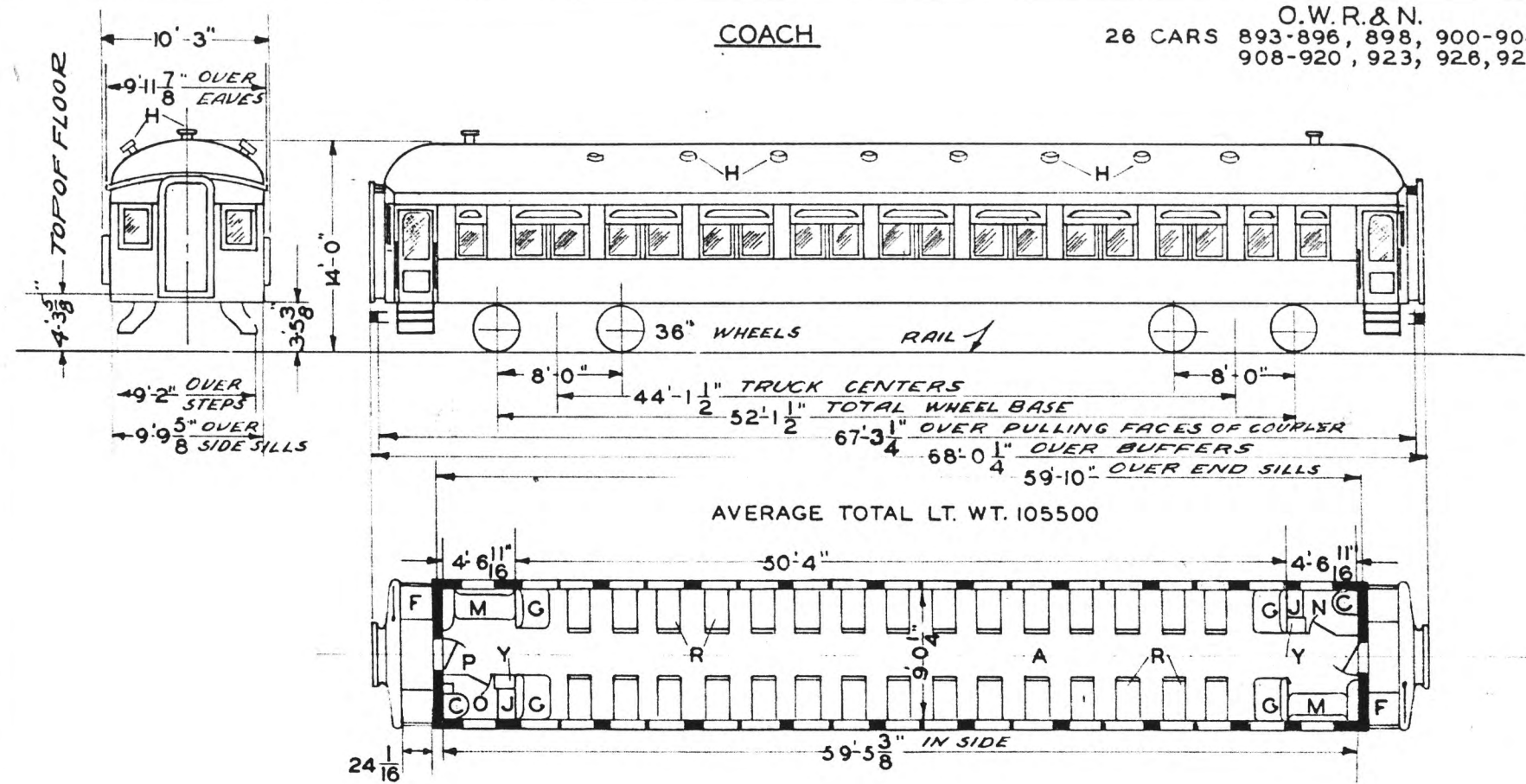
BUILT P.C.&M. CORP. 1910-1911

UNION PACIFIC RAILROAD CO.  
RESEARCH AND MECHANICAL STANDARDS

			12-10-46	DIAGRAM P-3-34
			A	DRAWN 10-27-41

COACH

O.W.R.&N.  
26 CARS 893-896, 898, 900-904,  
908-920, 923, 926, 927



AVERAGE TOTAL LT. WT. 105500

- MAIN COMP'T. SEAT CAP 68
- HOPPER
- HAND BRAKES
- STATIONARY SEATS
- VENTS
- WASH STAND
- SOFAS SEAT CAP. 4
- WOMENS TOILET
- MENS TOILET
- WRECKING TOOLS
- SEATS
- WATER COOLER-ICE

ALL CARS EQUIPPED WITH GAS AND ELEC. FIXTURES. OIL LIGHTS ALSO FOR CARS 903 908-913 915 916.  
AXLE GEN. ON CARS 918, 919, 920, 923, 926, 927.

AXLES 5" X 9"  
WATER SYSTEM - GRAVITY  
STEAM HEAT - VAPOR CO.

893 - 896, 898	BUILT	P.C. & M. CORP.	1912
900 - 904	"	"	" 1912
908 - 920	"	"	" 1914
923, 926, 927	"	"	" 1914

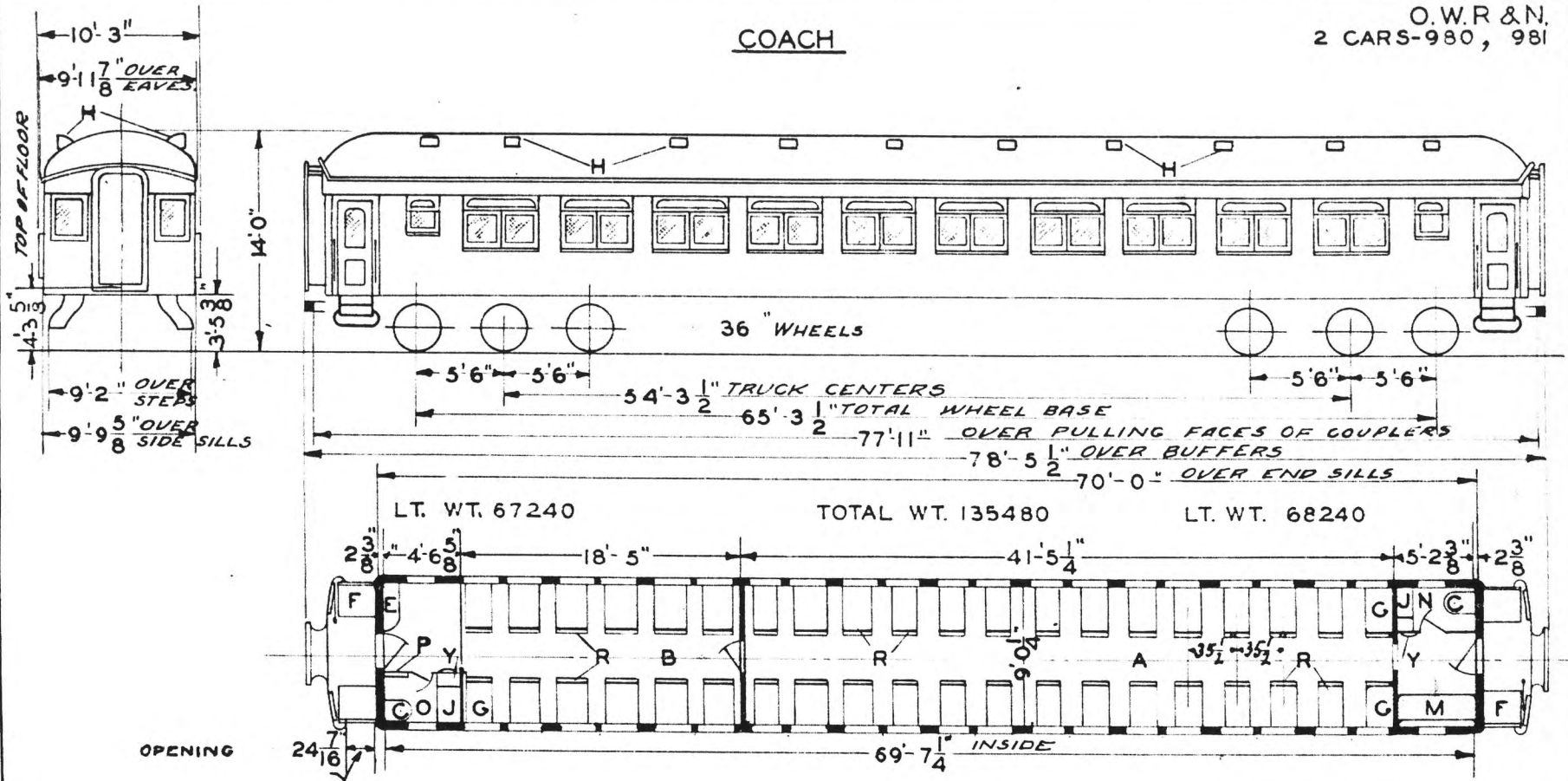
UNION PACIFIC RAILROAD CO.  
RESEARCH AND  
MECHANICAL STANDARDS

			1-12	DIAGRAM
			43	P-3-35
		A	ISSUE DATE	DRAWN
				10-27-41



COACH

O.W.R & N.  
2 CARS-980, 981



- A - MAIN COMP'T. SEAT CAP. 56
- B - SMOKING ROOM " " 24
- C - HOPPER
- D - SWITCHBOARD LOCKER
- E - STATIONARY SEATS
- F - VENTS
- G - WASH STAND
- H - SOFA-SEAT CAP. 2
- I - WOMEN'S TOILET
- J - MEN'S TOILET
- K - WRECKING TOOLS
- L - SEATS
- M - WATER COOLER-ICE

CARS EQUIPPED WITH GAS & ELECTRIC FIXTURES

AXLES 5" X 9"  
WATER SYSTEM - GRAVITY  
STEAM HEAT-VAPOR CO.

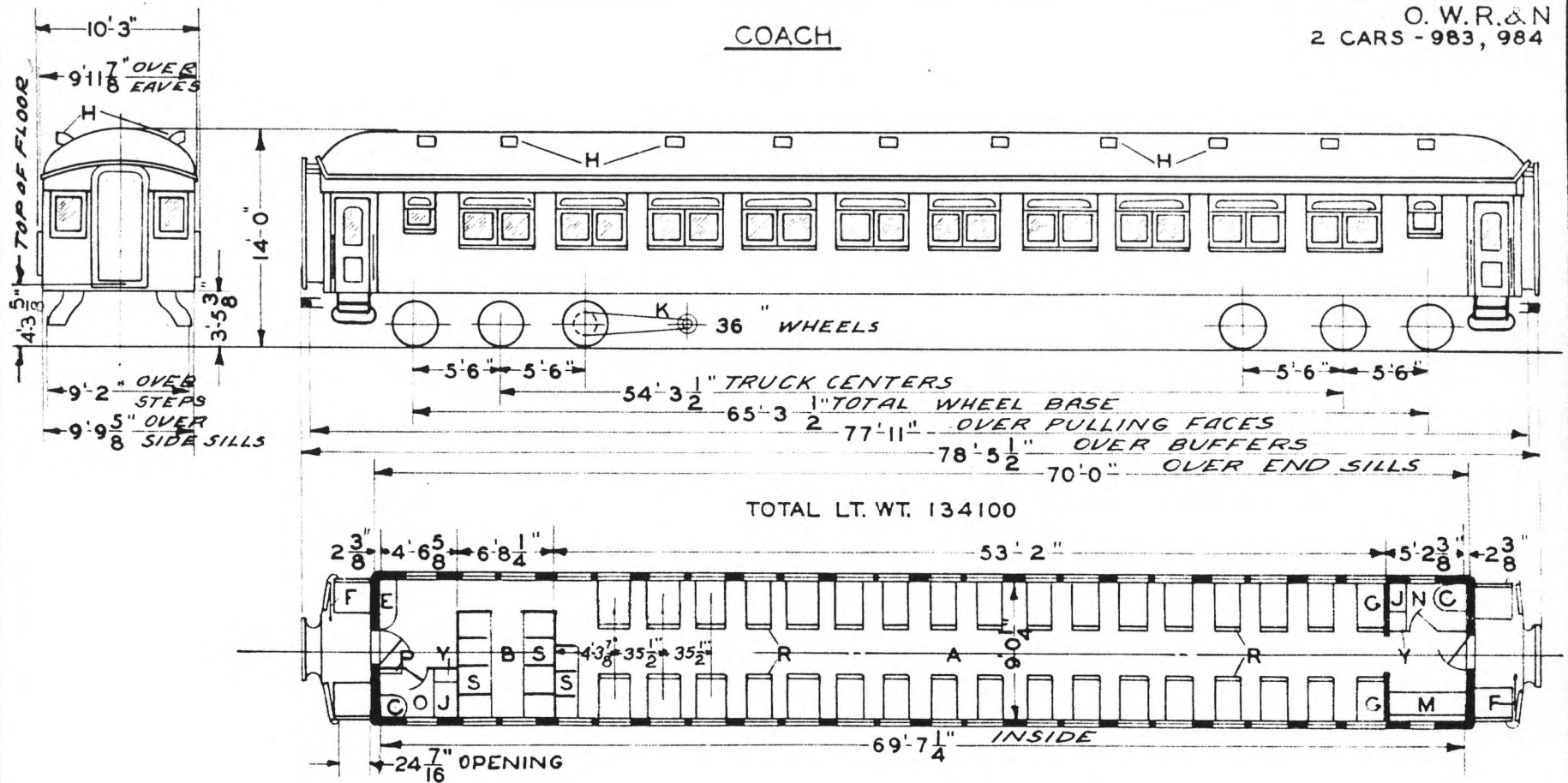
BUILT - P.C. & M. CORP. 1914

UNION PACIFIC RAILROAD CO.  
RESEARCH AND MECHANICAL STANDARDS

			12/10	46	DIAGRAM
					P-3-36
			A	ISSUE	DRAWN
					10-27-41

COACH

O. W. R. & N  
2 CARS - 983, 984



- A - MAIN COMP'T. SEAT CAP. 71
- B - SMOKING ROOM " " 8
- C - HOPPER
- D - SWITCHBOARD LOCKER
- E - HAND BRAKES
- F - STATIONARY SEATS
- G - VENTS
- H - WASH STAND
- I - GENERATOR
- J - SOFA-VEST SEAT CAP. 2
- K - WOMEN'S TOILET
- L - MENS TOILET
- M - WRECKING TOOLS
- N - SEATS
- O - SOFAS
- P - WATER COOLER - ICE

AXLES 5" X 9"  
WATER SYSTEM - GRAVITY  
STEAM HEAT - VAPOR CO.

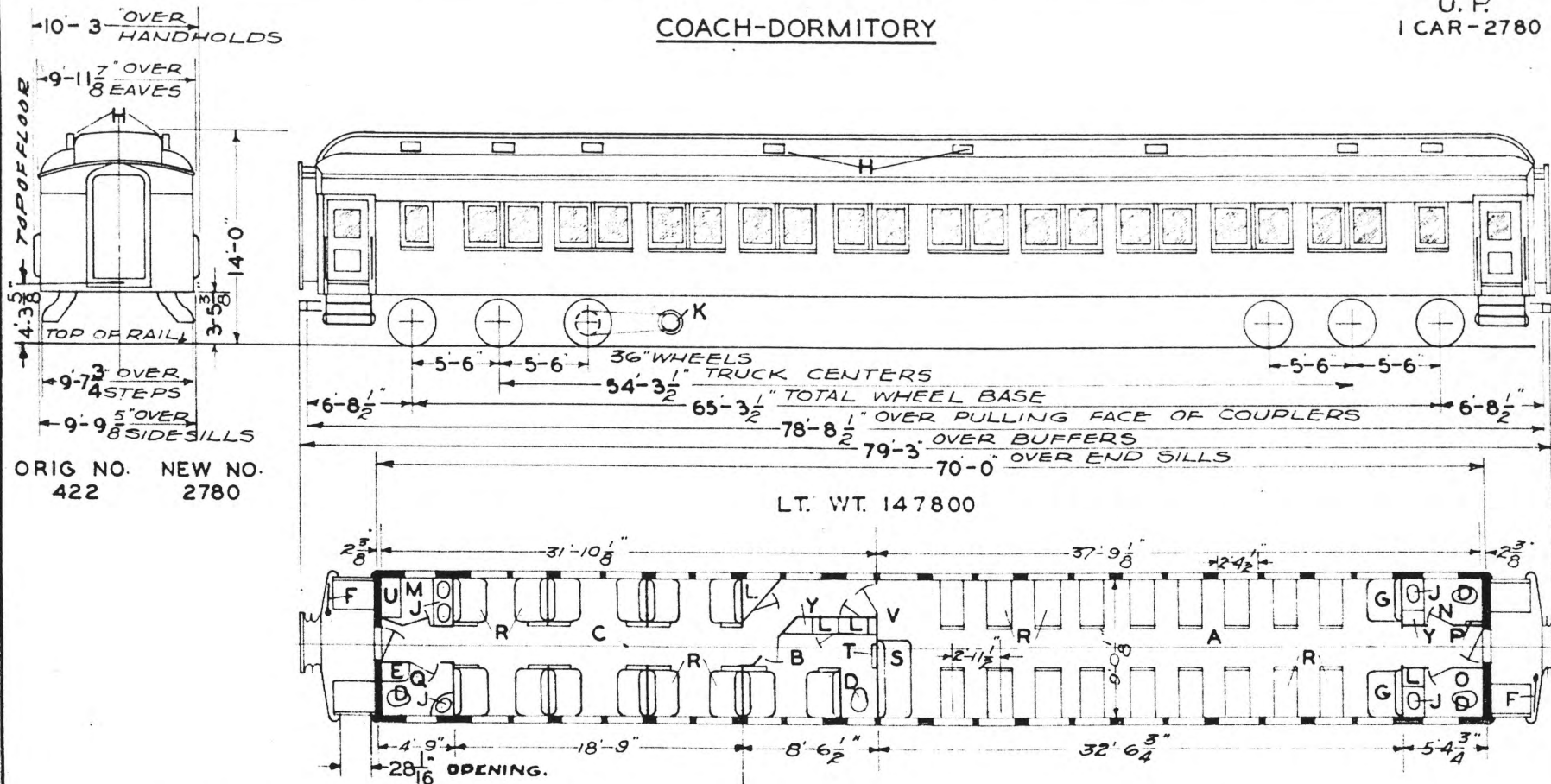
BUILT - P. C. & M. CORP. 1914

UNION PACIFIC RAILROAD CO.  
RESEARCH AND  
MECHANICAL STANDARDS

			12-10	46	DIAGRAM
					P-3-37
			A		DRAWN
					10-27-41

# COACH-DORMITORY

U. P.  
1 CAR-2780



ORIG NO. 422  
NEW NO. 2780

- A - MAIN COMP'T.-SEAT CAP. -40
- B - STEWARDS ROOM
- C - BERTH SECTIONS
- D - HOPPER - FLUSH
- E - SWITCHBOARD LOCKER
- F - HANDBRAKE
- G - STATIONARY SEATS
- H - VENTS
- I - WASHSTAND
- J - GENERATOR
- K - LOCKERS
- L - WASHROOM
- M - WOMENS TOILET
- N - MENS TOILET
- O - WRECKING TOOLS
- P - CREWS TOILET
- Q - SEATS
- R - SOFA-SEAT CAP 3
- S - FOLDING WASHSAND
- T - BATH TUB
- U - SW. BD. LOCKER
- V -
- W -
- X -
- Y - WATER COOLER-ICE
- Z -

AXLES 5X9  
WATER SYSTEM- GRAVITY  
STEAM HEAT- VAPOR CO.-

BUILT- P. C. & M. CORP. -1925  
REMODELED- OMAHA-1930  
ORIG. FLOOR PLAN- D-CB-20976  
REMODELED PLAN-234-CB-21642

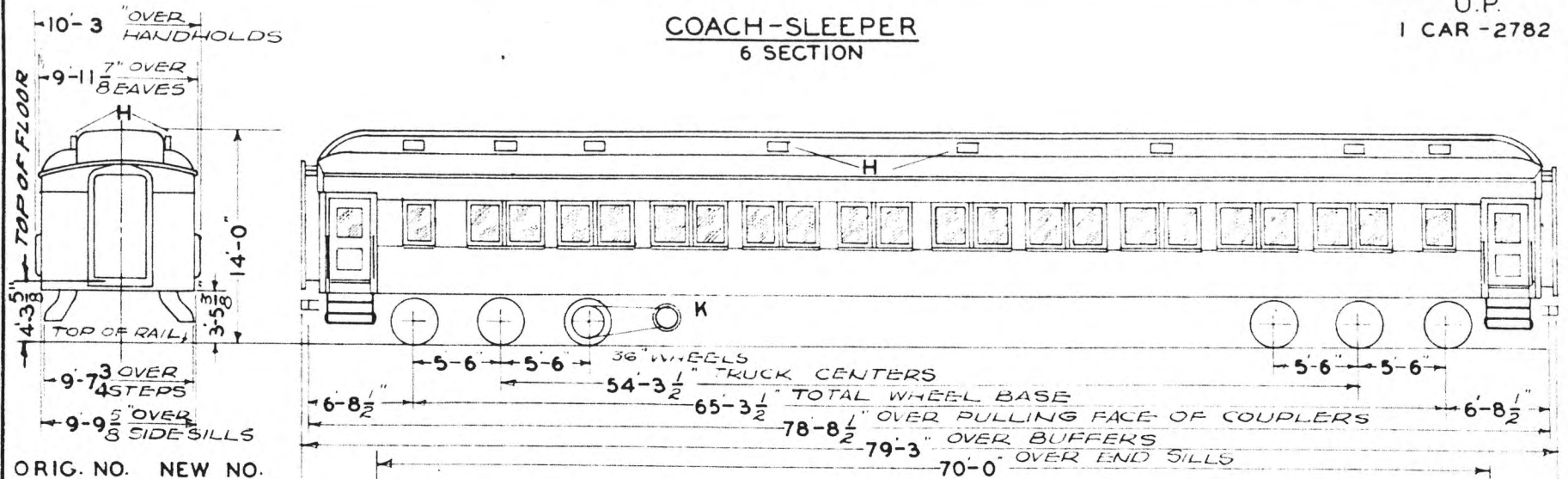
UNION PACIFIC RAILROAD CO.  
RESEARCH AND  
MECHANICAL STANDARDS

			12-10	46	DATE	DIAGRAM
			A		ISSUE	P-3-38
						DRAWN
						10-27-41

U. P. SPEC. 310

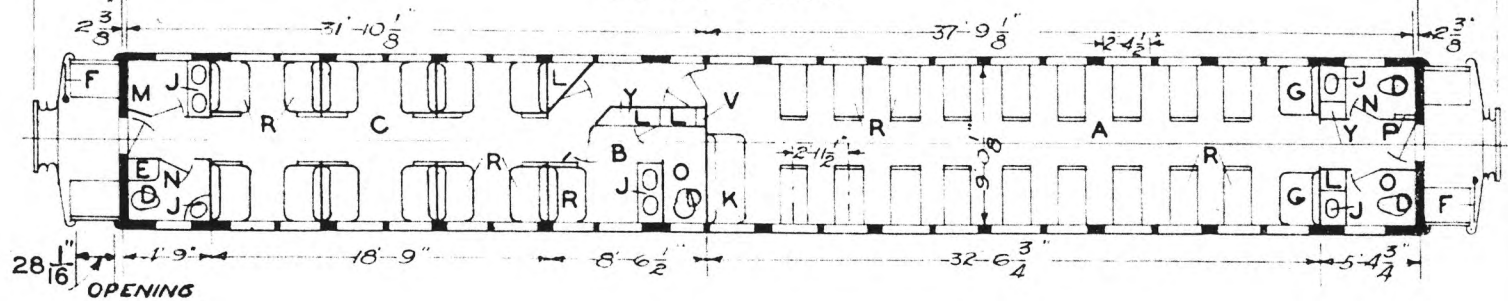
**COACH-SLEEPER  
6 SECTION**

U.P.  
1 CAR - 2782



ORIG. NO. NEW NO.  
425 2782

LT. WT. 149800



- A - MAIN COMP'T.-SEAT CAP. - 40
- B - MENS ROOM
- C - BERTH SECTION
- D - HOPPER-FLUSH
- E - SWITCHBOARD LOCKER
- F - HAND BRAKES
- G - STATIONARY SEATS
- H - VENTS
- J - WASHSTAND
- K - GENERATOR
- L - LOCKERS
- M - WOMENS WASHROOM
- N - WOMENS TOILET
- O - MENS TOILET
- P - WRECKING TOOLS
- Q - FOLDING WASHSTAND
- R - SEATS
- S - SOFA - SEAT CAP. 3
- T -
- U -
- V - SW BOARD LOCKER
- W -
- X -
- Y - WATER COOLER-ICE
- Z -

AXLES 5X9"  
WATER SYSTEM - GRAVITY  
STEAM HEAT - VAPOR CO.

BUILT - P. C. & M. CORP. - 1925  
REMODELED - OMAHA - 1930  
ORIG. FLOOR PLAN - D-CB-20976  
REMODELED PLAN - 234-CB-21642 &  
SKETCH IN FILE

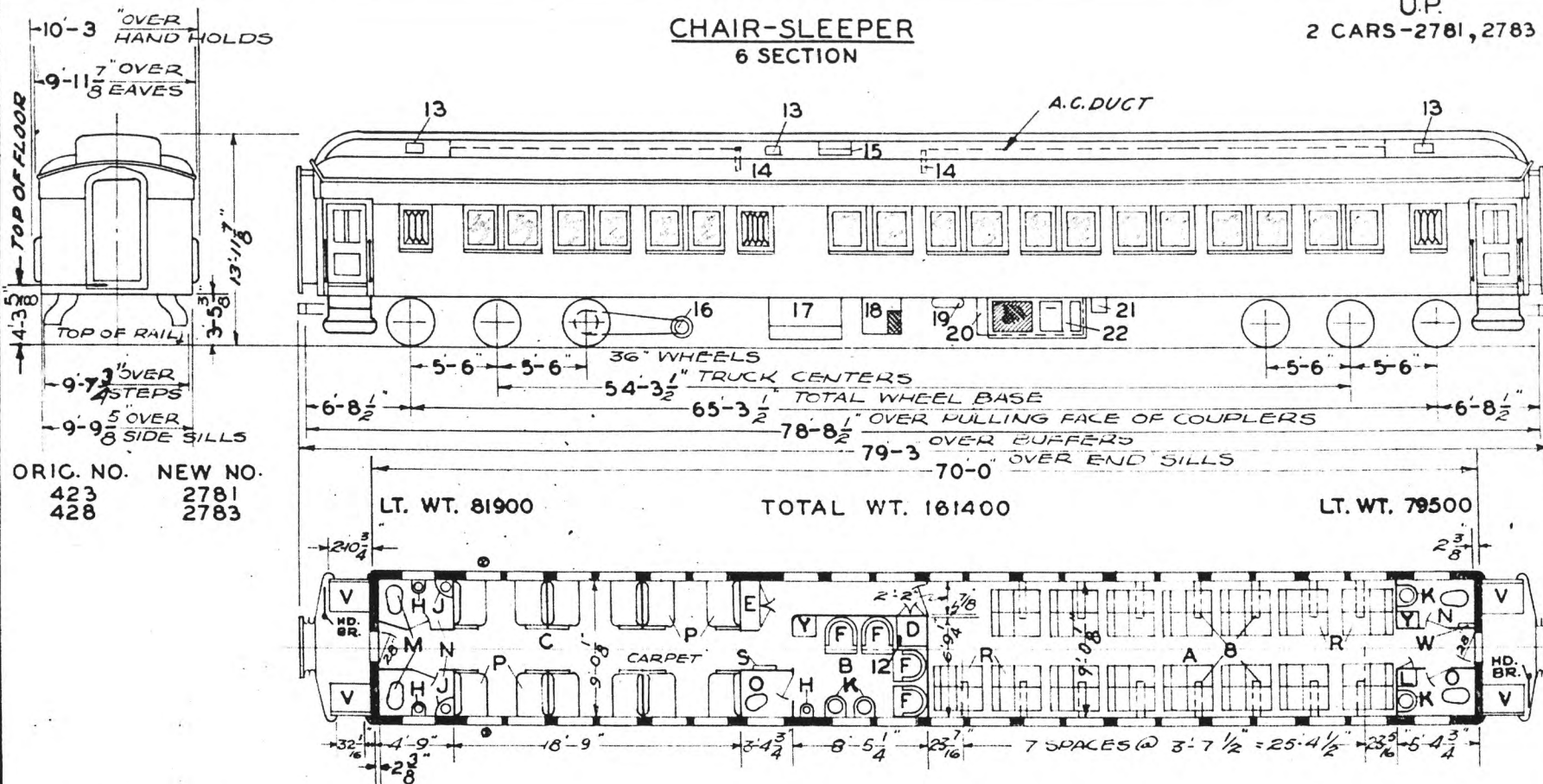
UNION PACIFIC RAILROAD CO.  
RESEARCH AND  
MECHANICAL STANDARDS

U.P. SPEC. 310

			12/10	46	DATE	DIAGRAM
			A	ISSUE		P-3-39
						DRAWN
						10-27-41

CHAIR-SLEEPER  
6 SECTION

U.P.  
2 CARS-2781, 2783



ORIG. NO. NEW NO.  
423 2781  
428 2783

LT. WT. 81900

TOTAL WT. 161400

LT. WT. 79500

- A - MAIN COMP'T.-SEAT CAP-30
- B - MENS ROOM
- C - BERTH SECTION- 6 SECTIONS
- D - BAGG. & PILLOW LOCKER
- E - SWITCHBOARD LOCKER
- F - CHAIRS
- G -
- H - DENTAL BOWL RR-111 CRANE
- I - WASHSTAND R.R. 110-A CRANE
- J - " " 108-A "
- K - LOCKER
- L - ENCLOSED HOPPER-DUNER N°18
- M - WOMENS TOILET
- N - MENS TOILET
- O - PULLMAN SEATS & UPPER BERTH
- P -
- Q - SEATS- REV. & RECL. C.& C.E.
- R - ANNUNCIATOR
- S -
- T -
- U -
- V - VEST. TRAP DOORS
- W - WRECKING TOOLS
- X -
- Y - WATER COOLER-ICE
- Z -

- 1 -
- 2 -
- 3 -
- 4 -
- 5 -
- 6 -
- 7 -
- 8 -
- 9 -
- 10 -
- 11 -
- 12 -
- 13 -
- 14 -
- 15 -
- 16 -
- 17 -
- 18 -
- 19 -
- 20 -
- 21 -
- 22 -
- 23 -

- 12 - A.C. PIPE STACK
- 13 - VENTS & 6" EXH. FANS
- 14 - REC. AIR GRILLE- 1 FILTER - 6'X16'X20"
- 15 - FRESH AIR INTAKE-2 FILTERS-6'X10'X20"
- 16 - GENERATOR-5 KW.
- 17 - FUEL TANK
- 18 - SUB COOLER
- 19 - REFRIGERANT RECEIVER
- 20 - BATTERIES
- 21 - BATT. CHARGING RECP'T.
- 22 - ICE ENGINE

AXLES 5 X 9  
WATER SYSTEM- GRAVITY  
STEAM HEAT-VAPOR CO FIN TUBING  
OVERHEAD-UNIT FIN RADIATION  
WATER HEATER No. 579 & 525 MIX. VALVE.  
BUILT P.C. & M. CORP. 1925

REMODELED-OMAHA-1937  
A.C. WAUKASHA CARRIER 1937  
ORIG. FLOOR PLAN- D-CB-20976  
REMODELED PLAN-236-CB-22039  
LUGGAGE RACKS WITH LIGHTS S.C.H.&L. CO  
RUBBER FLOOR COVERING EXCEPT COMP'T-C

UNION PACIFIC RAILROAD CO.  
RESEARCH AND  
MECHANICAL STANDARDS

⊗ WINDOWS NOT SEALED

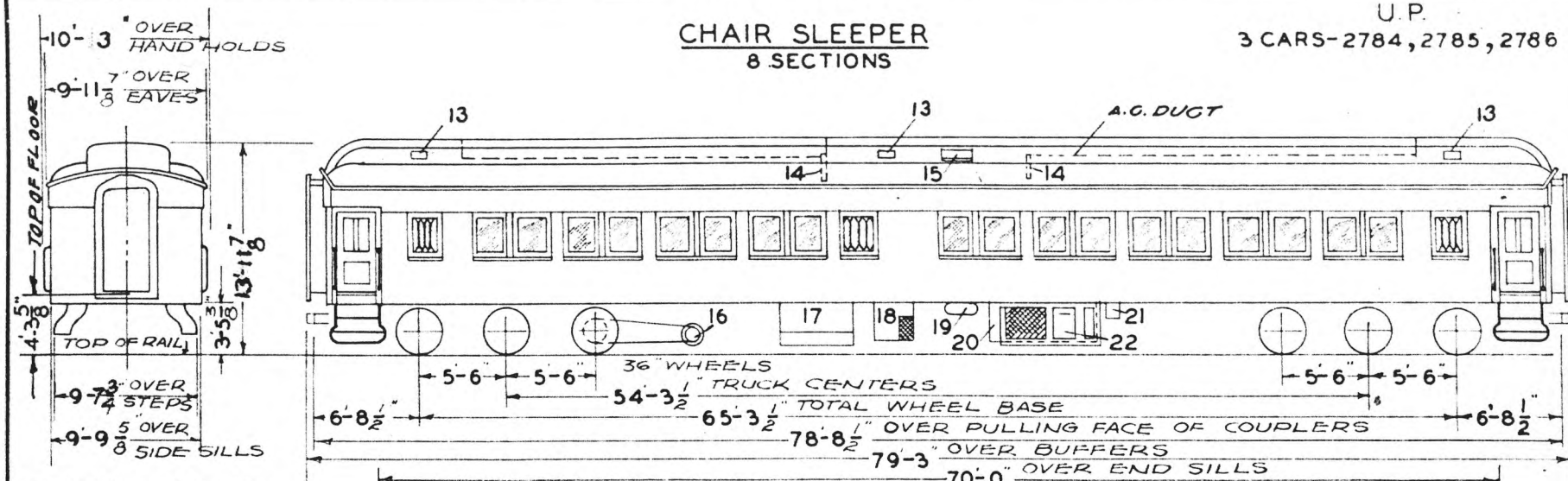
REMODELED CO-DORM. 1930  
" CO. SLEEPERS 1932 & 33

U.P. SPEC. 310

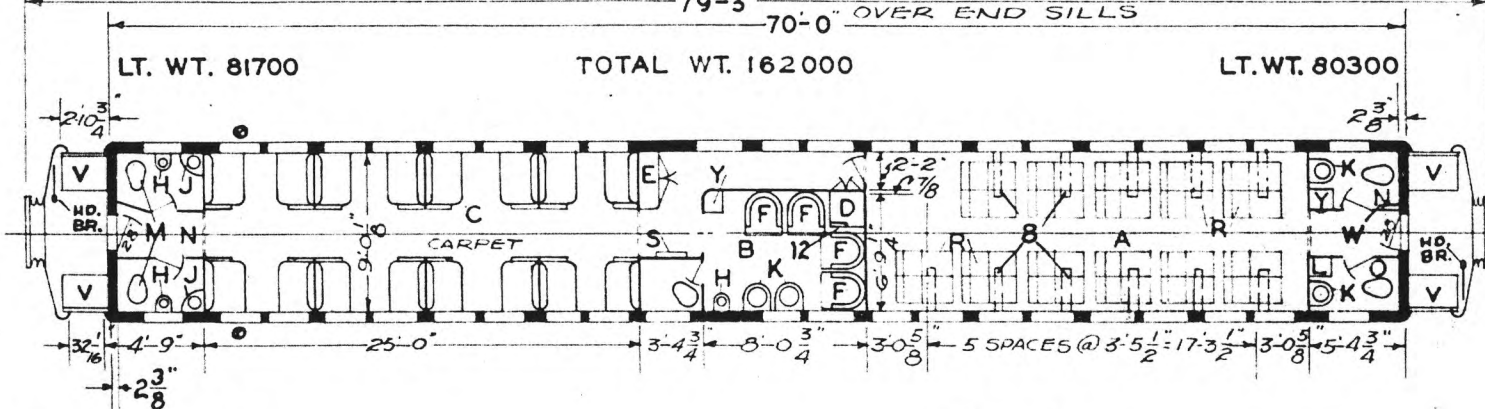
			12-10	DATE	DIAGRAM
			46		P-3-40
			A	ISSUE	DRAWN
					10-27-41

**CHAIR SLEEPER**  
8 SECTIONS

U.P.  
3 CARS-2784, 2785, 2786



ORIG. NO.	NEW NO.
430	2784
431	2785
435	2786



- A - MAIN COMP'T.-SEAT CAP. 22
- B - MENS ROOM -
- C - BERTH SECTION- 6 SECTIONS
- D - BAGG. & PILLOW LOCKER
- E - SWITCHBOARD LOCKER
- F - CHAIRS
- G -
- H - DENTAL BOWL RR III CRANE
- J - WASHSTAND RR 110-A "
- K - " " 108-A "
- L - LOCKER
- M - ENCLOSED HOPPER-DUNER N° 18
- N - WOMENS TOILET
- O - MENS TOILET
- P - PULLMAN SEATS & UPPER BTH'S
- Q -
- R - SEATS-REV. & RECL'NG C.&C.E.
- S - ANNUNCIATOR
- T -
- U -
- V - VEST. TRAP DOORS
- W - WRECKING TOOLS
- X -
- Y - WATER COOLER-ICE

- 1 -
- 2 -
- 3 -
- 4 -
- 5 -
- 6 -
- 7 -
- 8 - LUGGAGE RACKS WITH LIGHTS
- 9 -
- 10 -
- 11 -
- 12 - AC. PIPE STACK
- 13 - VENTS & 6" EXH. FANS
- 14 - REC. AIR GRILLE- 1 FILTER - 6'X16'X20"
- 15 - FRESH AIR INTAKE-2 FILTERS-6'X10'X20"
- 16 - GENERATOR -5 KW.
- 17 - FUEL TANK
- 18 - SUB COOLER
- 19 - REFRIGERANT RECEIVER
- 20 - BATTERIES
- 21 - BATTERY CHARGING RECP'T.
- 22 - ICE ENGINE

AXLES 5" X 9"  
 WATER SYSTEM- GRAVITY  
 STEAM HEAT-VAPOR CO.-FIN TUBING  
 OVERHEAD-UNIT FIN RADIATION  
 WATER HEATER N° 579 & 525 MIX. VALVE

BUILT-P.C. & M. CORP. 1925  
 REMODELED-OMAHA-1937  
 A.C. WAUKESHA CARRIER-1937  
 ORIG. FLOOR PLAN-D-CB-20976  
 REMODELED PLAN-236-CB-22058  
 LUGGAGE RACKS WITH LIGHTS SCH&L CO.  
 RUBBER FLOOR COVER EXCEPT COMP'T.-C

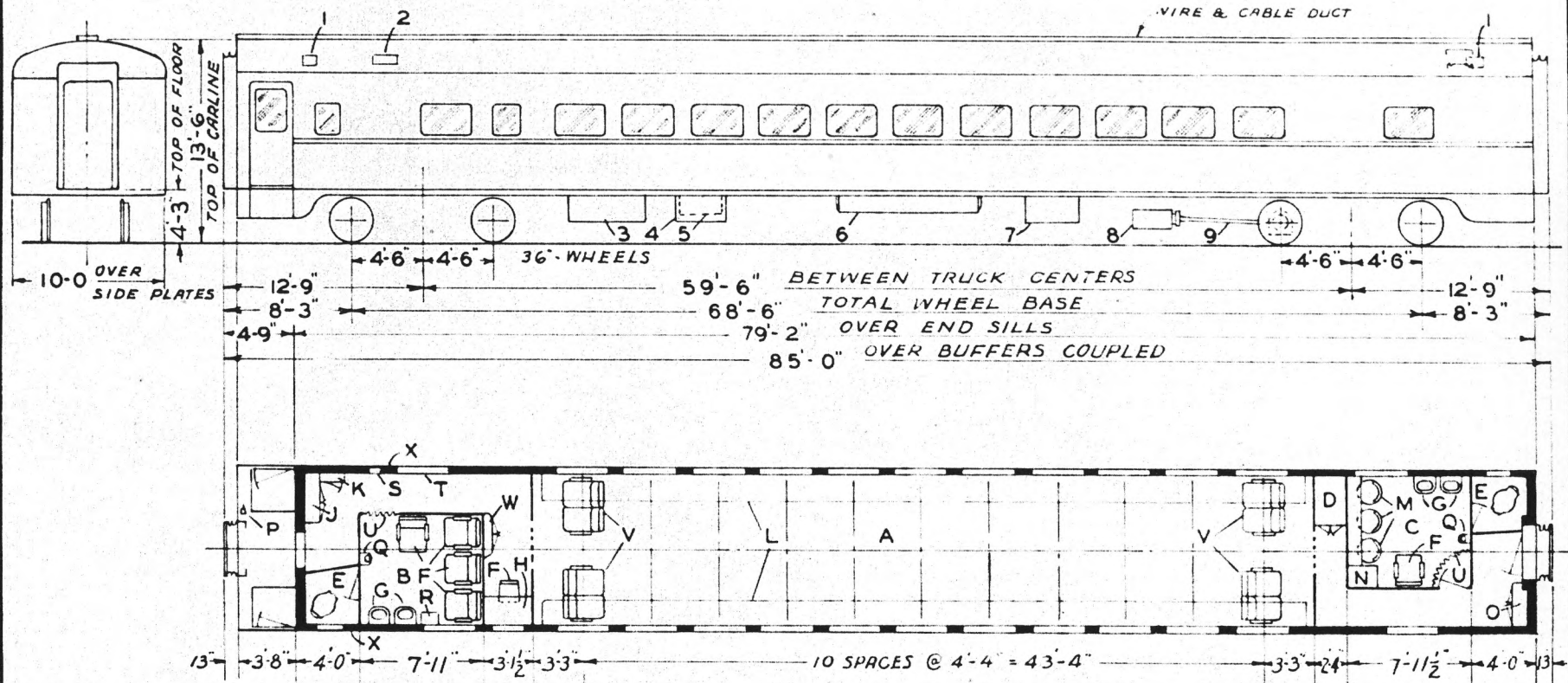
UNION PACIFIC RAILROAD CO.  
 RESEARCH AND  
 MECHANICAL STANDARDS

⊗ WINDOWS NOT SEALED  
 REMODELED CO-DORM 1930  
 " " SLEEPER 1932 & 33 U.P. SPEC. 310

			12-10-46	DATE	DIAGRAM P-3-41
			A	ISSUE	DRAWN 10-27-41

# CHAIR

U. P.  
5400-5449



- A - MAIN COMPARTMENT-SEAT CAP. 44
- B - MENS LOUNGE
- C - WOMENS LOUNGE
- D - LUGGAGE & PILLOW LOCKER
- E - TOILET
- F - CHAIRS
- G - WASHSTAND
- H - CONDUCTOR'S DESK
- J - ELECTRIC LOCKER
- K - A.C. CONTROL CABINET
- L - LUGGAGE RACK
- M - VANITY SEATS
- O - PORTER'S LOCKER
- P - HAND BRAKE
- Q - DENTAL BOWL
- R - DROP TABLE
- S - FIRE EXT. & FIRST AID CABINET
- T - WRECKING TOOLS ABOVE WINDOW
- U - PORTIERE
- V - SEATS REVOLVING & RECLINING
- W - CONDUCTOR'S LOCKER
- X - ILLUM. CAR NO. SIGN

- 1 - VENT
- 2 - FRESH AIR INTAKE
- 3 - CONDENSER-FRIGIDAIRE
- 4 - COMPRESSOR-FRIGIDAIRE
- 5 - SUPPLY RESERVOIRS
- 6 - WATER TANKS 200 GAL. EACH
- 7 - BATTERY BOX
- 8 - GENERATOR-G.E. 20-25 KW
- 9 - SPICER DRIVE

- ROLLER BEARINGS
- AXLES 6'X11"
- WATER SYSTEM-AIR PRESSURE
- 1/8" RUBBER FLOOR COVERING
- DRAFT GEARS-WAUGHMAT TWIN CUSHION

BUILT BY P.S.C.M. CO. 1950  
FLOOR PLAN 90-B-75 LOT 6844

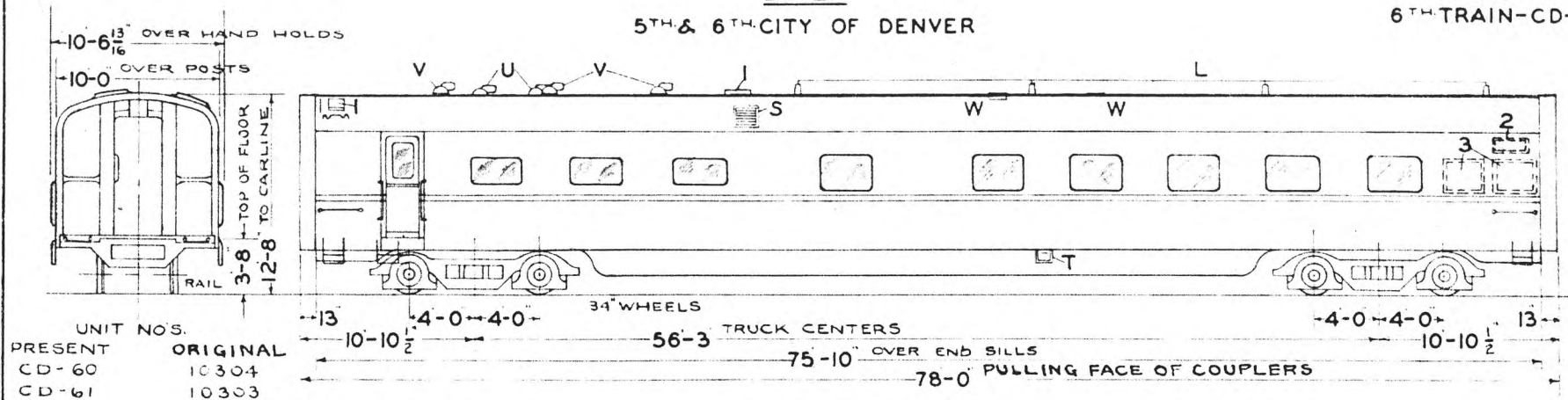
UNION PACIFIC RAILROAD CO.

RESEARCH AND  
MECHANICAL STANDARDS

					ISSUE DATE	DIAGRAM P-3-42
						DRAWN

DINER

5TH & 6TH CITY OF DENVER

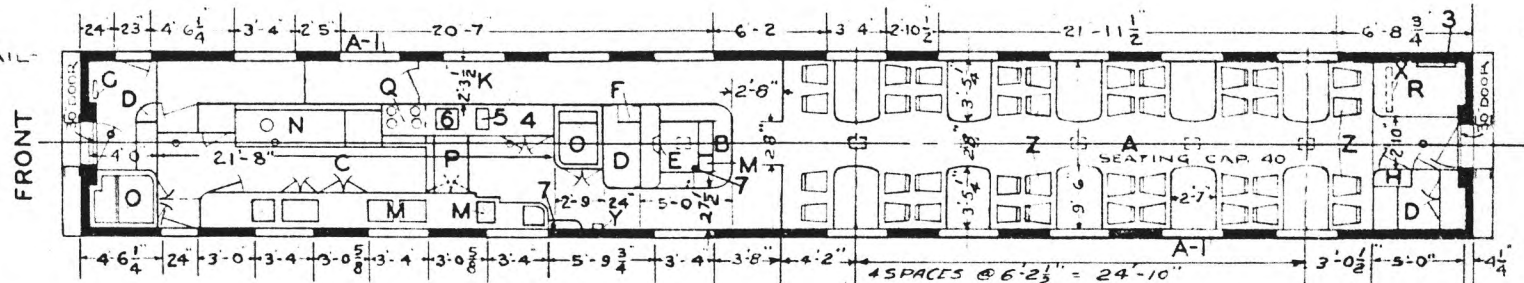


CD-60-LIGHT WT. 60400  
CD-61-LIGHT WT. 58800

TOTAL WT. 115800  
TOTAL WT. 112800

55400  
54000

LIGHT WEIGHT AT RAIL  
INCLUDING WATER



- A - DINING COMP'T.
- B - BAR
- C - KITCHEN
- D - LOCKERS
- E - LOUDSPEAKER
- F - RADIO-R.C.A. VICTOR-MODEL "C-15-3
- G - HANDBRAKE
- H - ELEC. LOCKER & A.C. PANEL
- K - PASSAGEWAY
- L - AERIAL
- M - SINKS
- N - RANGE-STEARNES-DWG. 2670-A
- O - REFRIGERATORS-ICE
- P - REMOVABLE SERVING TABLE
- Q - STEAM TABLE
- R - A.C. EQUIP'T.-PULLMAN-1936
- S - FRESH AIR INTAKE
- T - WATER FILLER
- U - SMOKE JACKS-VAPOR CO'S. "C-4050-ZZ
- V - VENTS-VAPOR CO'S. "C-4050-ZZ-9' EXH. FANS
- W - VENTS-6' EXH. FANS
- X - 4X 33X 24 5/8" FILTER IN EVAPORATOR
- Y - ANNUNCIATOR-EDWARDS "674-4 CALL
- Z - SEATS & CHAIRS-KARPEN BROS. SPECIAL
- A-I A&W STATIONARY OUTER SASH-3/16" POLISHED PLATE GLASS & SWINGING INNER SASH-1/4" SAFETY GLASS-IN WINDOWS THROUGHOUT CAR
- 1 - ICE HATCH
- 2 - FRESH AIR FILTER 4x10x20"
- 3 - A.C. CONDENSER AIR INTAKE
- 4 - LOW ICE BOX
- 5 - ICE WELL
- 6 - ICE CREAM WELL-DRY ICE
- 7 - FIRE EXT.

- AXLES-FRONT TRUCK - 6' X 11"
- " - REAR " - 6' X 11"
- STEAM HEAT-FLOOR & OVERHEAD-VAPOR CAR HEATING CO.
- AIR PRESSURE WATER SYSTEM 500 GALLON CAPACITY
- WATER FILTER-GIESSEL "4
- TIGHT LOCK COUPLERS WITH INTEGRAL YOKE
- DRAFT GEARS SINGLE WAUGHMAT 1196-3, 2 1/2" FLEX. STEAM CONDUIT & 1117, 2 1/2" END VALVES
- ELECTRIC OVERHEAD HEAT

CD-61 REMODELED 12-19-42  
CD-60 REMODELED 2-6-43  
FLOOR PLAN 237 ST 1930

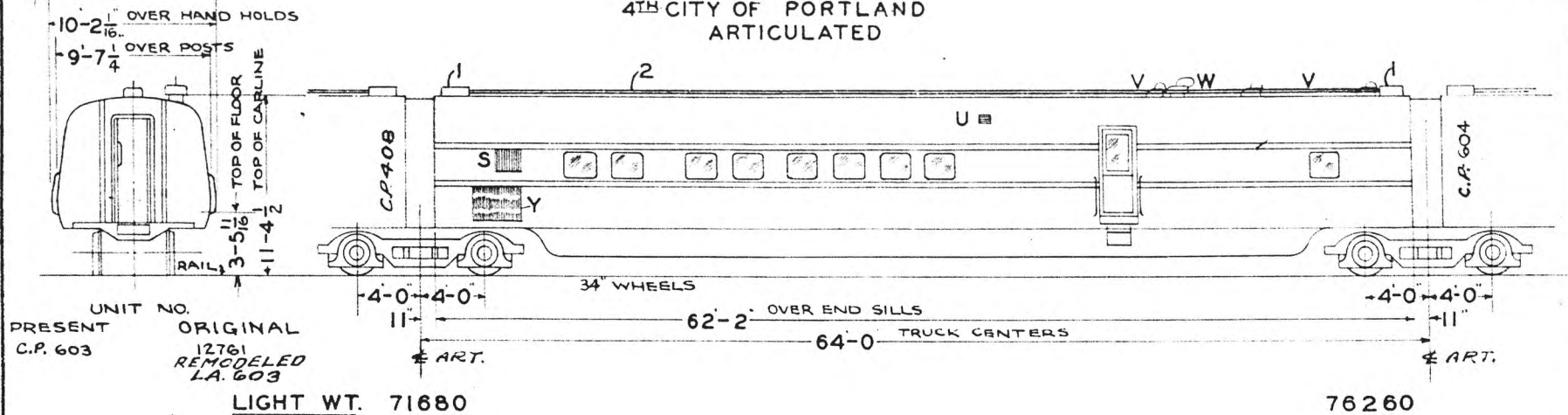
UNION PACIFIC RAILROAD CO.  
RESEARCH AND  
MECHANICAL STANDARDS

BUILT BY P.S.C. MFG. CO. -- 1936  
LOT 6485-PLAN 7374  
FLOOR PLAN 76-F-14

				ISSUE DATE	DIAGRAM
					P-4-1
				ISSUE DATE	DRAWN
					12-1-39



DINER - KITCHEN  
4TH CITY OF PORTLAND  
ARTICULATED

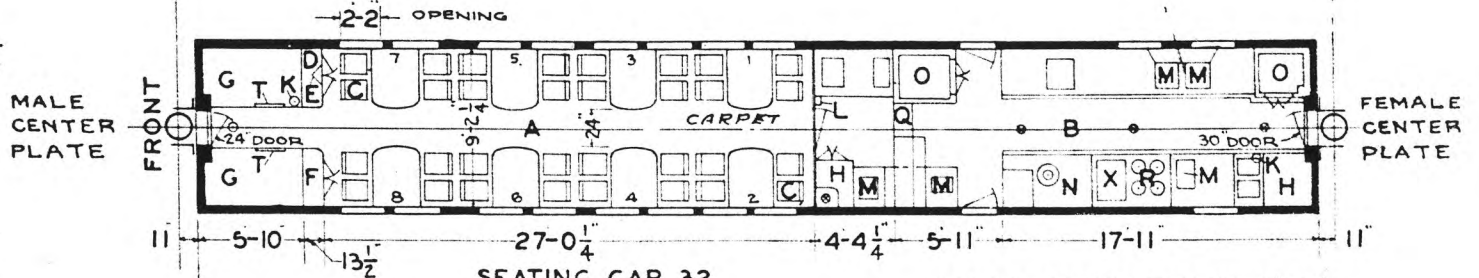


UNIT NO.  
PRESENT ORIGINAL  
C.P. 603 12761  
REMODELED  
L.A. 603

LIGHT WT. 71680

76260

LIGHT WEIGHT AT RAIL  
INCLUDES WATER-CAR  
READY TO RUN



- A - DINING COMP'T.
- B - KITCHEN
- C - CHAIRS-GEN. FIREPROOFING CO. #4703
- D - LOCKER
- E - LOUD SPEAKER-R.C.A. VICTOR #30372
- F - ELEC. LOCKER
- G - A.C. EQUIP'T.-1938
- H - LINEN LOCKERS
- K - FIRE EXT.
- L - ANNUNCIATOR-EDWARDS #813-12 CALL
- M - SINKS
- N - RANGE-STEARNES-DWG. #2457-A
- O - REFRIGERATOR-G.E. -ONE COMPRESSOR-  
MODEL #19CM5A109E-UNDERNEATH
- Q - REMOVABLE SERVING TABLE
- R - STEAM TABLE
- S - AIR INTAKE-6X16X20' FILTER
- T - RECIRCULATED AIR-6X20X20' FILTER
- U - VENT-7 1/2' EXH. FAN
- V - VENTS -9' EXH. FANS
- W - SMOKE JACK-VAPOR CO'S. #C-4200 ZZ
- X - BAIN MARIE
- Y - CONDENSER COOLING AIR INTAKE

SEATING CAP. 32  
1 - JUNCTION BOXES  
2 - 2 1/2" - TRAIN LINE CONDUIT

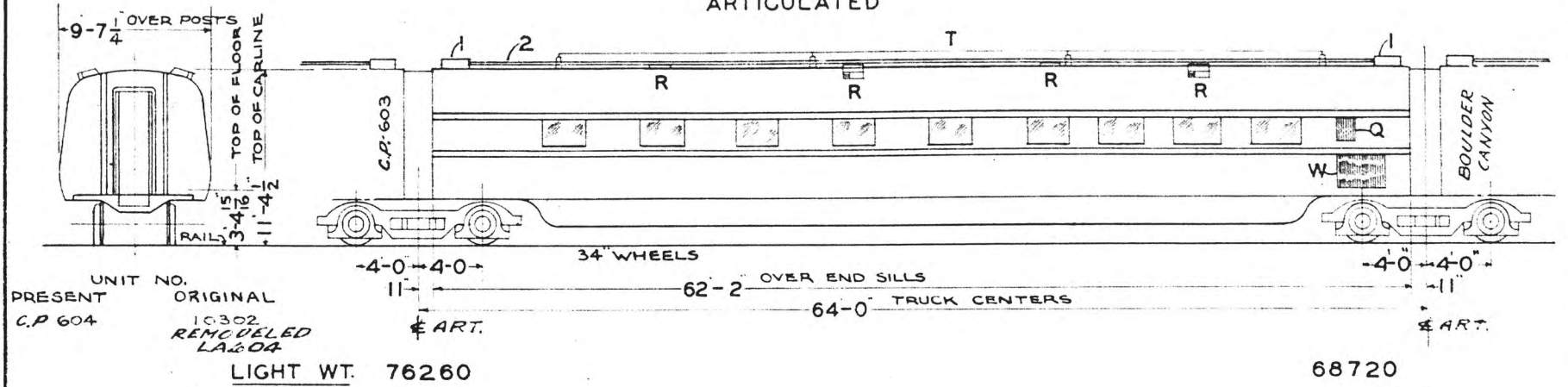
- AXLES-FRONT TRUCK-6X11"
- " - REAR " 6 1/2 X12"
- STEAM HEAT-FLOOR-VAPOR CO.
- ELEC. HEAT-OVERHEAD-CONSOLIDATED-  
CAR HEATING CO. DWG. #A-10497
- A.P. WATER SYSTEM- 317 GAL. CAP.
- DEHYDRATED SASH-DINING ROOM
- SINGLE SASH-KITCHEN
- PYLE NAT'L. MULTIVENT CEILING  
IN DINING ROOM
- CEILING LIGHTS DIN. RM. SCHL. CO. # 81018
- DINING TABLE TOPS - FORMICA
- 1168-2 1/2" FLEX. STEAM CONDUIT

UNION PACIFIC RAILROAD CO.  
RESEARCH AND  
MECHANICAL STANDARDS

BUILT BY P. S. C. MFG. CO. - 1936  
LOT 6433-PLAN 7342-C  
REMODELED-1938  
FLOOR PLAN DWG.-235-ST-294

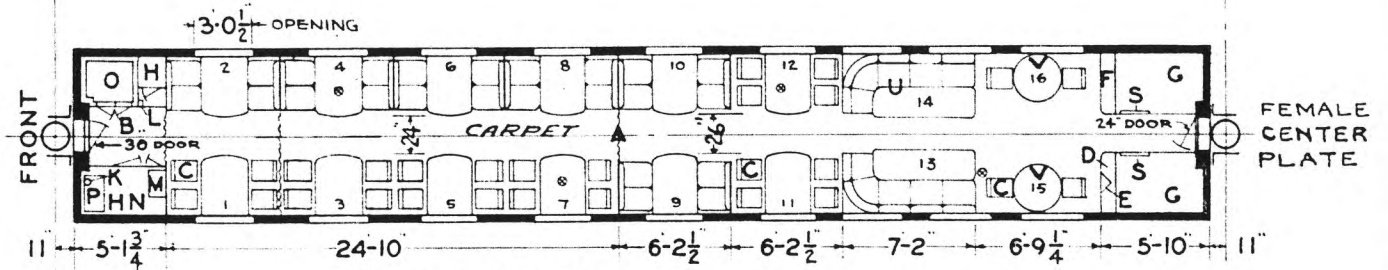
		12-6 46	2-1 43	DATE	DIAGRAM
		B	A	ISSUE	P-4-2
					DRAWN
					12-1-39

DINER  
4TH CITY OF PORTLAND  
ARTICULATED



LIGHT WEIGHT AT RAIL  
INCLUDES WATER - CAR  
READY TO RUN

MALE  
CENTER  
PLATE



- A - DINING COMP'T.
  - B - SERVICE PANTRY
  - C - CHAIRS-NEWTON & HOIT-CHICAGO-09090 1/2
  - D - RADIO LOCKER-R.C.A. VICTOR-MODEL 281
  - F - LOUD SPEAKER
  - T - ELEC. LOCKER
  - G - A.C. EQUIP'T. -PULLMAN-1936
  - H - LOCKERS ABOVE
  - K - FIRE EXT.
  - L - ANNUNCIATOR-EDWARDS 674-5 CALL
  - M - SINK
  - N - CHILL BOX BELOW
  - O - REFRIGERATOR-ELECTRIC
  - P - ICE WELL
  - Q - AIR INTAKE-6' X 16' X 20' FILTER
  - R - VENTS-6' EXH. FANS
  - S - RECIRCULATED AIR-6' X 16' X 20' FILTER
  - T - AERIAL
  - U - SETTEE ARR'G'T. -MANDEL BROS.-DWG. 274-ST-659
  - V - ROUND DINING TABLE-MANDEL BROS. DWG. 274-ST-661
  - W - A.C. COND. AIR INTAKE
- 1 - JUNCTION BOXES
  - 2 - 2 1/2" -TRAIN LINE CONDUIT

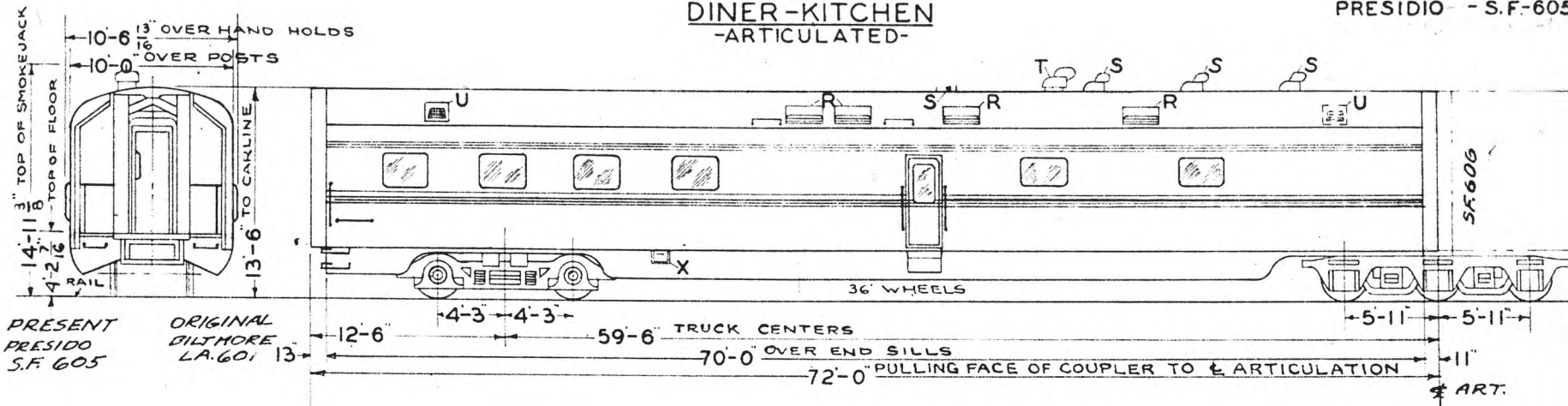
- AXLES-FRONT TRUCK-6 1/2" X 12"
- REAR " -6" X 11"
- STEAM HEAT-FLOOR & OVERHEAD-VAPOR-CAR HEATING CO.
- "594 WATER HEATER-VAPOR CO.
- A.P. WATER SYSTEM-171 GAL. CAP.
- DEHYDRATED SASH-THROUGHOUT CAR
- 1168 - 2 1/2" FLEX STEAM CONDUIT

UNION PACIFIC RAILROAD CO.  
RESEARCH AND  
MECHANICAL STANDARDS

BUILT BY P. S. C. & MFG. CO. 1936  
LOT 6433-PLAN 7356-A  
REMODELED-1938  
FLOOR PLAN DWG.-235-ST-296

		12-6 46	2-1 43	ISSUE DATE	DIAGRAM P-4-3
		B	A	ISSUE DATE	DRAWN 12-1-39

DINER-KITCHEN  
-ARTICULATED-



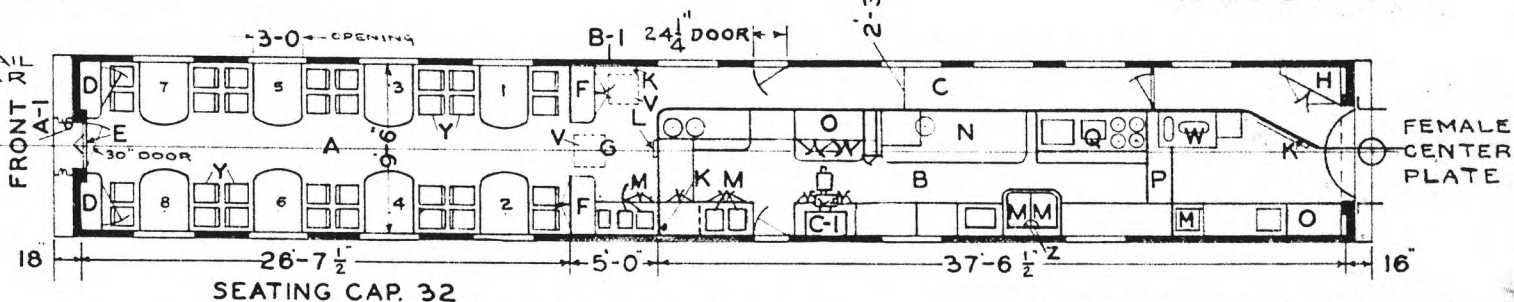
PRESENT  
PRESIDIO  
S.F. 605

ORIGINAL  
BALTIMORE  
LA. 601

S.F. 605-LIGHT WT. 69200

ART. END 101200

LIGHT WEIGHT AT RAIL  
INCLUDES WATER - CAR  
READY TO RUN



- A - DINING COMP'T.
- B - KITCHEN
- C - PASSAGEWAY
- D - LOCKER
- E - LOUD SPEAKER-R.C.A. VICTOR "9717
- F - ELEC. LOCKER
- G - A.C. EQUIP'T.-PULLMAN-1937
- H - LINEN LOCKERS
- K - FIRE EXT.-1 QT. PYRENE
- L - ANNUNCIATOR-EDWARDS "813-10 CALL
- M - SINKS
- N - RANGE-STEARNES DWG. "3007-A
- O - REFRIGERATORS-GEN. ELECTRIC-BELOW; LOCKERS ABOVE
- P - REMOVABLE SERVING TABLE
- Q - STEAM TABLE-STEARNES DWG. "3007-A
- R - FRESH AIR INTAKES-6'X9'X25' FILTERS
- S - VENTS-12' EXH. FANS
- T - SMOKE JACK-VAPOR CO'S. "C-4200-ZZ
- U - VENTS-7 1/2' EXH. FANS
- V - RECIRCULATED AIR-2'X20'X20' FILTERS
- W - DRY ICE-ICE CREAM CABINET
- X - WATER FILLER
- Y - CHAIRS-GEN. FIREPROOFING CO. "4704
- Z - DISH WASHERS-SURGEN
- A-I-HANDBRAKE
- B-I-FIRE EXT. TOOLS & FOLDING BUCKETS
- C-I-FUEL BOX BELOW; FRESH AIR INTAKE & FILTER ABOVE

- HSC SPEED GOV. CONTROLLED
- AIR BRAKES
- TRIM MOULDING
- FLUORESCENT LIGHTING ADDED TO SIDE TROUGHS JAN. 1941
- TIGHT LOCK COUPLER
- FRONT END ONLY
- DRAFT GEAR TWIN WAUGHMAT #1196-2 1/2" FLEX. STEAM CONDUIT & #1117-2 1/2" END VALVES FRONT END
- # 1168 - 2 1/2" FLEX STEAM COND. REAR END

- AXLES - FRONT TRUCK 6 1/2" X 12"
- REAR " 6 1/2" X 12"
- STEAM HEAT-FLOOR & OVERHEAD
- VAPOR CAR HEATING CO.
- ELEC. HEAT-OVERHEAD-C.G.H. CO'S.-- DWG. "A-10459
- AIR PRESSURE WATER SYSTEM
- TANK CAP
- OVERHEAD-HOT WATER-45
- TEA & COFFEE-10
- UNDERNEATH-COLD WATER-400
- TOTAL CAP 455
- WATER FILTER-EVERPURE "7
- DEHYDRATED SASH-THROUGHOUT CAR

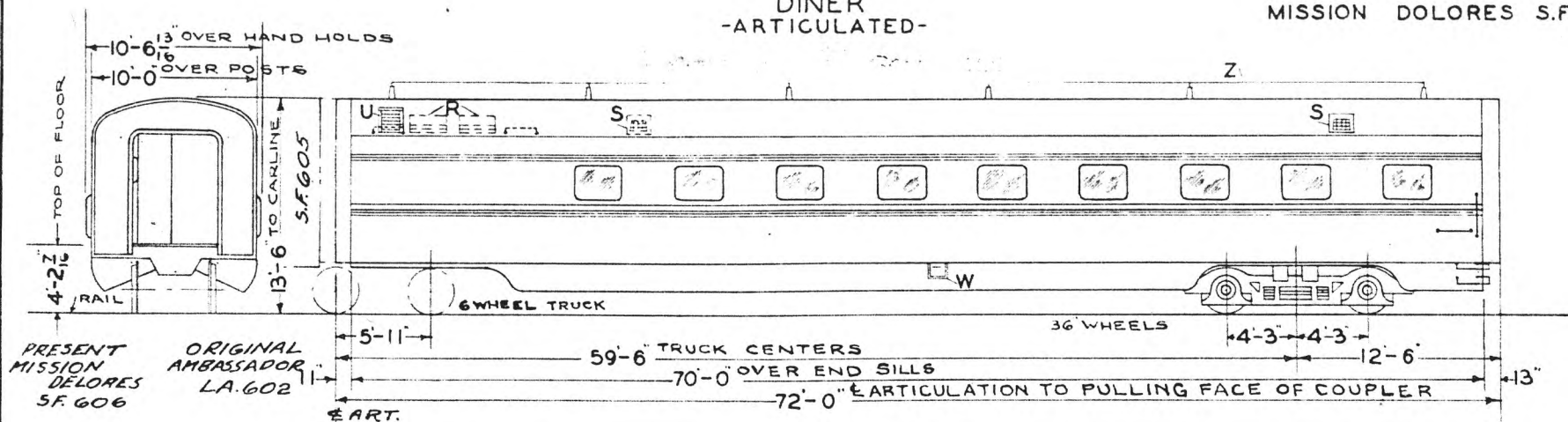
UNION PACIFIC RAILROAD CO.  
RESEARCH AND MECHANICAL STANDARDS

BUILT BY R-S.C. MFG. CO. - 1937  
LOT 6524 PLAN 7396  
FLOOR PLAN DWG. 237-ST-804

				DIAGRAM P-4-4
		126 46	2-7 43	11-24-49
		C	B	A
				DRAWN 12-1-39

DINER  
-ARTICULATED-

C&N.W.  
MISSION DOLORES S.F. 606

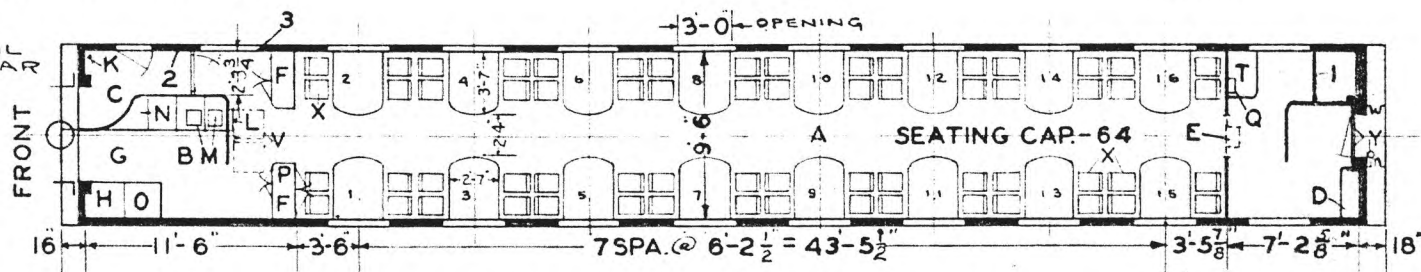


S.F. 606-LIGHT WT.- 101200 ART. END

61600

LIGHT WEIGHT AT RAIL  
INCLUDES WATER - CAR  
READY TO RUN

MALE  
CENTER  
PLATE



- A - DINING COMP'T.
- B - SERVICE PANTRY
- C - PASSAGEWAY
- D - LOCKER
- E - LOUD SPEAKER-R.C.A. VICTOR "4717
- F - ELEC. LOCKER
- G - A.C. EQUIP'T.-PULLMAN-1937
- H - LINEN LOCKER
- K - FIRE EXT.-1QT. PYRENE-BUCKET BOX BELOW
- L - ANNUNCIATOR-EDWARDS "674-D-20 CALL
- M - SINK
- N - CHILL BOX & ICE WELL
- O - REFRIGERATOR-GEN. ELEC.
- P - RADIO & LOUDSPEAKER R.C.A. 15K.
- Q - TELEPHONE
- R - FRESH AIR INTAKES-6' X 9' X 25' FILTERS
- S - VENTS- 7 1/2" EXH. FANS
- T - STEWARDS DESK
- U - VENT-10" EXH. FAN
- V - RECIRCULATED AIR - 2' X 20' X 20" FILTERS
- W - WATER FILLER
- X - CHAIRS- GEN. FIREPROOFING CO'S. "5204
- Y - HANDBRAKE
- Z - AERIAL

- 1 - REFRIG - GEN. ELEC. APPL'D 1941
- 2 - FIRST AID KIT
- 3 - WRECKING TOOLS ABOVE

- AXLES-FRONT TRUCK 6 1/2" X 12"
- " -REAR " 6 1/2" X 12"
- STEAM HEAT-FLOOR & OVERHEAD-
- VAPOR CAR HEATING COMPANY
- ELEC. HEAT-OVERHEAD-C.C.H. CO'S.-
- DWG."A-10459
- "585 WATER HEATER-VAPOR C.H. CO.
- "525 MIXING VALVE - "
- AIR PRESSURE WATER SYSTEM
- 300 GALLON CAPACITY
- WATER FILTER-EVERPURE "7
- DEHYDRATED SASH-THROUGHOUT CAR
- FLUORESCENT LIGHTING IN SIDE TROUGH
- ADDED JAN. 1941
- HSC SPEED GOV.CONTROLLED AIR BRKS.
- TRIM MOULDING

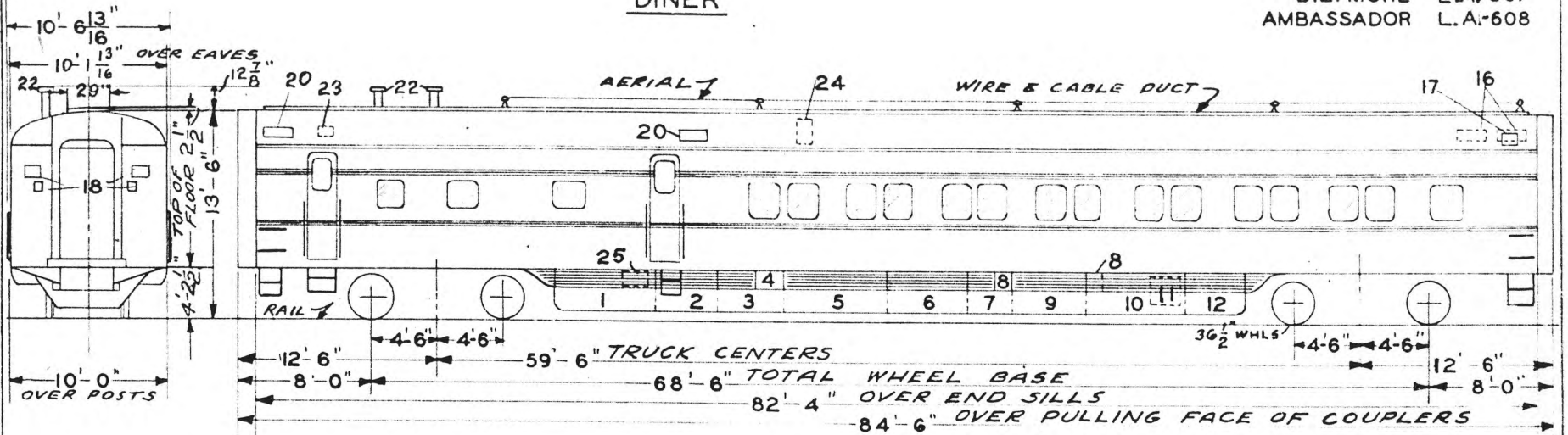
TIGHT LOCK COUPLER  
REAR END ONLY  
DRAFT GEAR TWIN WAUGHMAT  
#1196-2 1/2" FLEX. STEAM CONDUIT &  
#1117-2 1/2" END VALVES REAR END  
#1168-2 1/2" FLEX STEAM CONDUIT FRONT END  
BUILT BY P.S.C. MFG. CO. - 1937  
LOT 6524 PLAN 7397  
FLOOR PLAN DWG. 237-ST-805  
REMODELED JAN. 1941  
FLOOR PLAN 237 ST 1972

UNION PACIFIC RAILROAD CO.  
RESEARCH AND  
MECHANICAL STANDARDS

12-6	46	2-1	43	11-22-41	2-21-40	8-12-39	DATE	DIAGRAM
E	D	O	P.	A	ISSUE	DATE	DIAGRAM	
								P-4-5
								DRAWN
								12-1-39

# DINER

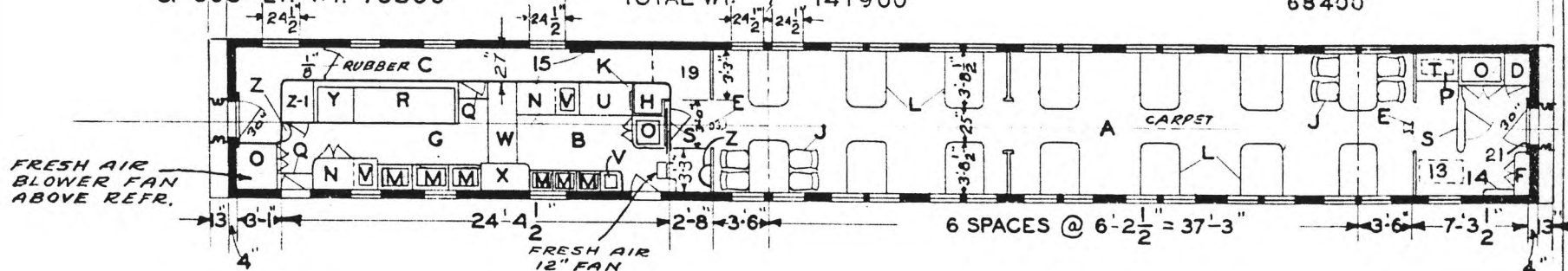
U.P.  
BILTMORE L.A.:607  
AMBASSADOR L.A.:608



CP 607 LT. WT. 74900  
CP 608 LT. WT. 73500

TOTAL WT. 144200  
TOTAL WT. 141900

69300  
68400



- A - DINING COMP'T SEAT CAP. 56
- B - PANTRY
- C - PASSAGEWAY
- D - LOCKER
- E - LOUD SPEAKER
- F - ELECTRIC LOCKER
- G - KITCHEN
- H - LINEN LOCKER
- I - DINING CHAIRS M. BROS. 675-P
- J - FIRE EXT.
- K - TABLES
- L - SINK
- M - CHILL BOX
- N - REFRIGERATOR MECH.
- O - RADIO CHASIS & PHONE
- P - DROP TABLE
- Q - RANGE-STEARNS-KOL-AX BLOWER
- R - DISPLAY CASE
- S - STEWARDS DESK
- T - DRY ICE, ICE-CREAM COMP'T.
- U - ICE WELL
- V - STEAM TABLE
- W - DISH SLIDE
- X - BROILER
- Y - FOLDING WASHSTAND
- Z - FISH BOX
- Z-1 - FISH BOX

- 1 - ICE ENGINE MODEL-E
  - 2 - CONDENSER-AIR
  - 3 - SUB COOLER
  - 4 - WATER FILLER VALVE
  - 5 - WATER TANKS 425 GAL. CAP.
  - 6 - AIR BRAKE ENCL.
  - 7 - REFRIGERATOR UNIT UNIVERSAL-K50FS 3/4 H.P.
  - 8 - BATT. CHARGING RECEPT.
  - 9 - FUEL TANKS 2 CAB'T. 3 CYL. EA. & ICAB. 2-CYL. A.C.
  - 10 - ENGINE GENERATOR MODEL-F.C.X. 7 1/2 K.W.
  - 11 - MOTOR GENERATOR SCH & L CO.
  - 12 - BATT. BOX EXIDE EIA-23-484 AMPHR. 8HR. FLUORESCENT LIGHTS
  - 13 - REC. AIR GRILLE 2-20X20X2 FILTERS
  - 14 - A.C. CONTROL PANEL
  - 15 - EMERGENCY EQUIP'T & WRECKING TOOLS
  - 16 - FRESH AIR INTAKE 1-25X9X6 & 1-25X9X2 FILTER
  - 17 - EXH. FAN 7 1/2" DIEHL CO.
  - 18 - JUNCTION BOX
  - 19 - ENCAUSTIC TILE FLOOR
  - 20 - FRESH AIR INTAKE - KIT. 1-25X9X6 & 1-25X9X2 FILTER
  - 21 - HAND BRAKE
  - 22 - SMOKE JACK
  - 23 - EXH. BLOWER FAN
  - 24 - EXH. FAN 9" DIEHL CO.
  - 25 - CONVERTER BOX JANETTE CS-12-F 500 W
- #1196-2 1/2" FLEX. STEAM CONDUIT  
#1117-2 1/2" END VALVES

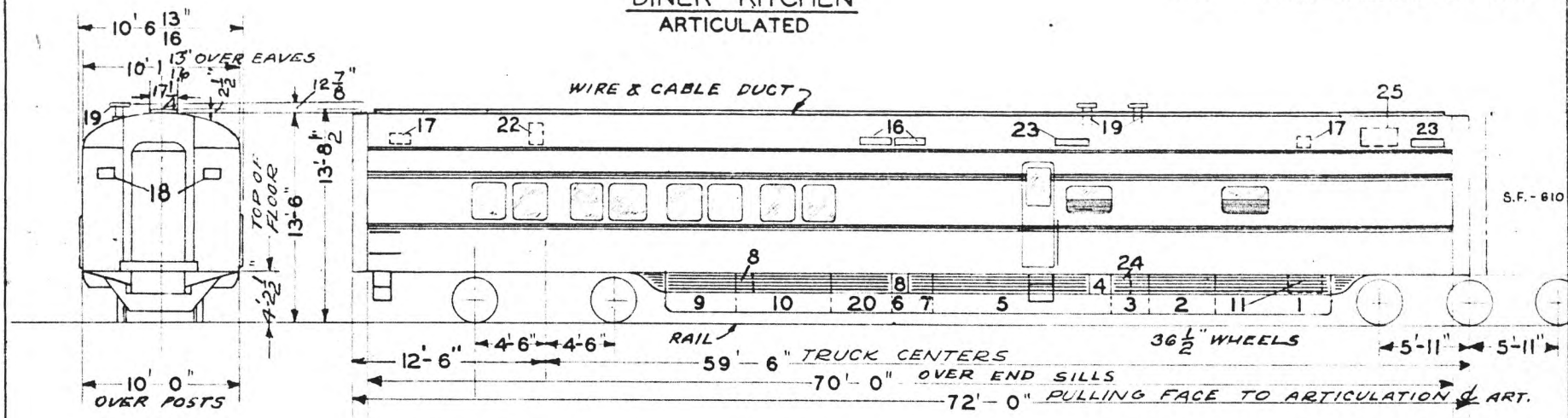
- AXLES 6' X 11"
- WATER SYSTEM- AIR PRESSURE
- STEAM HEAT - FLOOR & OVERHEAD
- UNIT FIN RADIATION - ZONE SYSTEM
- SASH - P.P.G.L. Co. DEHY'D 1/4 PLT. & SAFETY
- WATER FILTER EVERPURE 7-D
- H.S.C. SPEED GOV. CONTROLLED AIR BRAKES
- BUILT - R.S.C.M. Co. 1941
- " & WAUKSHA
- FLOOR PLAN P.S.C.M. Co. DWG 82-B-5-J
- PLAN NO. 7447 LOT NO. 6635
- TIGHT LOCK COUPLERS
- DRAFT GEAR TWIN WAUGHMAT

UNION PACIFIC RAILROAD CO.  
RESEARCH AND  
MECHANICAL STANDARDS

		12/6	DATE	DIAGRAM
		A	ISSUE	P-4-6
			DRAWN	10-27-42

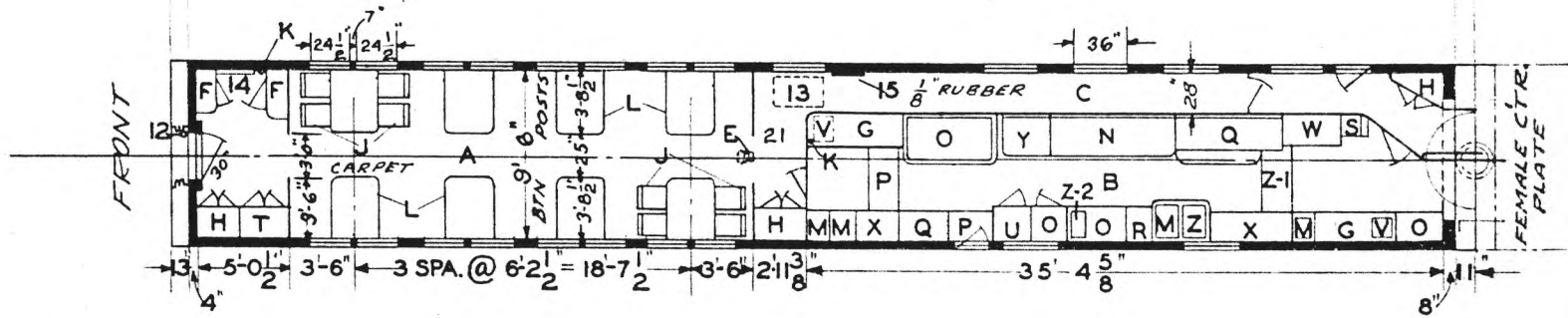
**DINER KITCHEN  
ARTICULATED**

S.P. FORT MASON S.F.-609



LT. WT. 71660

ART.104640



- A - DINING COMP'T. SEAT CAP. 32
- B - KITCHEN
- C - PASSAGEWAY
- D - LOCKER
- E - LOUD SPEAKER
- F - ELECTRIC LOCKER
- G - CHILL BOX
- H - LINEN LOCKERS
- I - DINING CHAIRS M BROS 675-P-2
- J - FIRE EXT.
- K - TABLES
- L - SINK
- M - RANGE STEARNS WITH KOL-AX
- N - REFRIGERATOR MECH. BLOWER
- O - DROP TABLE
- P - STEAM TABLE
- Q - MILK WELL
- R - SILVER DRAWERS
- S - STEWARDS DESK
- T - FUEL BIN
- U - ICE WELL
- V - DRY ICE ICE-CREAM CABINET
- W - DISH SLIDE
- X - BROILER
- Y - DISH WASHER - SURGEX
- Z-1 - SERVICE TABLE
- Z-2 - GAS TOASTER

- 1 - ICE ENGINE MODEL-E
  - 2 - CONDENSER AIR
  - 3 - SUB COOLER
  - 4 - WATER FILLING VALVE
  - 5 - WATER TANK COMP'T. 425 GAL. CAP.
  - 6 - AIR BRAKE COMP'T
  - 7 - REF. UNIT UNIVERSAL-K50 FS-1/2 H.P.
  - 8 - BATT. CHARGING REC.
  - 9 - FUEL TANKS 2 CABT. 3 CYL. EA.
  - 10 - ENGINE GENERATOR MODEL F.C.X.7 1/2 K.W.
  - 11 - MOTOR " SCH & L CO
  - 12 - HANDBRAKE
  - 13 - REC. AIR GRILLE 2-20"x20"x2" FILTERS
  - 14 - A.C. CONTROL PANEL
  - 15 - EMERGENCY EQUIPMENT & WRECKING TOOLS #1117-2 1/2" END VALVE
  - 16 - FRESH AIR INTAKE 1-25"x9"x6" & 1-25"x9"x2" FILTERS
  - 17 - EXH. FAN 7 1/2" DIEHL CO.
  - 18 - JUNCTION BOX
  - 19 - SMOKE JACK
  - 20 - BATT. BOX EXIDE E-1A-23-484 AMP HR.-8 HR. RATE
  - 21 - ENCAUSTIC TILE FLOOR
  - 22 - EXH FAN 9" DIEHL CO.
  - 23 - KIT. FR. AIR INTAKE 1-25"x9"x6" & 1-25"x9"x2" FILTERS
  - 24 - CONVERTER BOX JANETTE CS-12-F 500 W
  - 25 - EXH. BLOWER FAN
- TIGHT LOCK COUPLER  
DRAFT GEAR TWIN WAUGHMAT

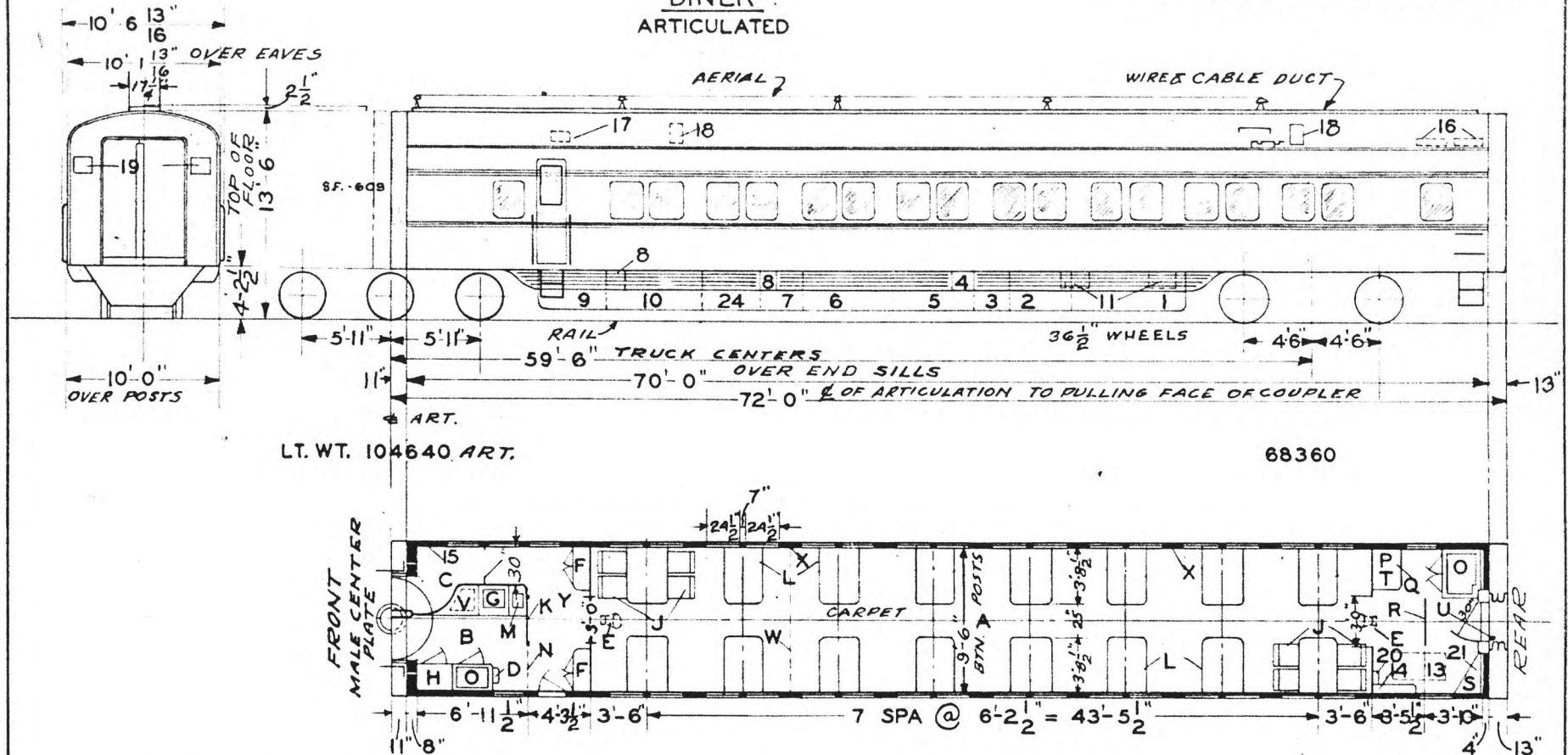
- AXLES 6" X 11"
- WATER SYSTEM - AIR PRESSURE
- STEAM HEAT FLOOR & OVERHEAD
- UNIT FIN. RADIATION-ZONE SYSTEM
- SASH - P.P.G.L. CO. DEHYD 1/4 PLT. & SFTY.
- WATER FILTER EVERPURE 7-D
- # H.S.C. SPEED GOV CONTROLLED AIR BRAKES
- # 1196-2 1/2" FLEX STEAM CONDUIT FRONT END
- BUILT P.S.C.M. Co. 1941
- A.C. " & WAUKESHA
- PLAN " 7448 LOT 8635
- FLUORESCENT LIGHTS
- FLOOR PLAN P.S.C.M. CO. DWG. 82-B-6-G
- # 1117-2 1/2" END VALVE
- # 1168-2 1/2" FLEX CONDUIT REAR END
- UNION PACIFIC RAILROAD CO.

RESEARCH AND  
MECHANICAL STANDARDS

				12-6	DATE	DIAGRAM
				46		P-4-7
				A	ISSUE	DRAWN
						10-27-42

DINER  
ARTICULATED

S.P. ST. FRANCIS WOODS S.F.-610



LT. WT. 104640 ART.

68360

- A - DINING ROOM-SEAT CAP. 64
- B - PANTRY
- C - PASSAGEWAY 1/8" RUBBER
- D - TRAY RACK
- E - RADIO LOUD SPEAKER
- F - ELECTRIC LOCKER
- G - CHILL BOX
- H - LINEN LOCKER
- I - DINING CHAIRS M. BROS. 657-P
- J - DECORATIVE MIRROR
- K - TABLES
- L - SINK
- M - FOLDING GATE WITH LOCK
- N - REFRIGERATOR MECH.
- O - RADIO CHASIS & CONTROL PANEL
- P - TELEPHONE
- Q - PARTN. WITH CIRCULAR WINDOW
- R - SILVER LOCKER
- S - STEWARDS DESK & PHONE
- T - HANDBRAKE
- U - ICE WELL
- V - PORTIERES
- W - ELECTRIC RECEPT
- X - ENCUASTIC TILE FLOOR
- Y -
- Z -

- 1 - ICE ENGINE MODEL-E
  - 2 - CONDENSER - AIR
  - 3 - SUB COOLER
  - 4 - WATER FILLING VALVE
  - 5 - WATER TANK COMP'T 200 GAL. CAP.
  - 6 - AIR BRAKES COMP'T
  - 7 - MECH UNIT BOX UNIVERSAL-K50-FS 1/2 H.P.
  - 8 - BATT. CHARGING RECEPT
  - 9 - FUEL TANKS 2 CAB'T. 3 CYL. EA.
  - 10 - ENGINE GENERATOR MODEL-FCX 7 1/2 K.W.
  - 11 - MOTOR " SCHL & L CO.
  - 12 -
  - 13 - REC. AIR GRILLE 2-20"X20"X2"
  - 14 - A.C. CONTROL PANEL
  - 15 - EMERGENCY EQUIP'T & WRECKING TOOLS.
  - 16 - FRESH AIR INTAKE 1-25"X9"X6" 1-25"X9"X2" FILTERS
  - 17 - EXH FAN 7 1/2" DIEHL CO.
  - 18 - " " " "
  - 19 - JUNCTION BOXES
  - 20 - A.C. PIPES
  - 21 - ICE ENGINE CONTROL
  - 22 -
  - 23 -
  - 24 - BATT. BOX EXIDE E-1A23-484 AMP.HR.-8 HR. RATE
  - 25 -
- TIGHT LOCK COUPLER  
DRAFT GEAR TWIN WAUGHMAT

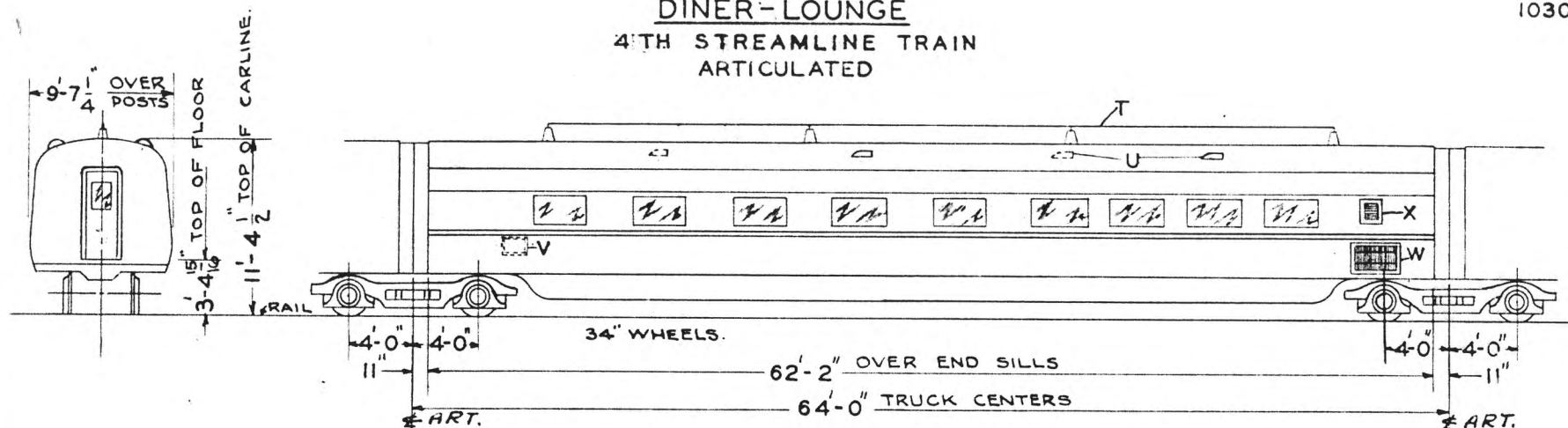
- AXLES 6" X 11"
- WATER SYSTEM - AIR PRESURE
- STEAM HEAT FLOOR & OVERHEAD
- UNIT FIN RADIATION-ZONE SYSTEM
- SASH P.P.G.L. CO. DEHYD. 1/4 PLT. & SAFETY
- WATER FILTER EVERPURE 7-D
- H.S.C. SPEED GOV. CONTROLLED AIR BRAKES
- #11962 1/2 FLEX. STEAM CONDUIT REAREND
- BUILT P.S.C.M.Co. 1941
- A.C. & WAUKESHA
- PLAN " 7449 LOT 6635
- FLOURESCENT LIGHTS
- FLOOR PLAN P.S.C.M.CO. DWG. 82-B-7-H
- #1117-2 1/2" END VALVE 1168-2 1/2"
- FLEX CONDUIT FRONT END
- UNION PACIFIC RAILROAD CO.

RESEARCH AND  
MECHANICAL STANDARDS

12-6	46	ISSUE DATE	DIAGRAM
			P-4-8
A			DRAWN
			10-27-42

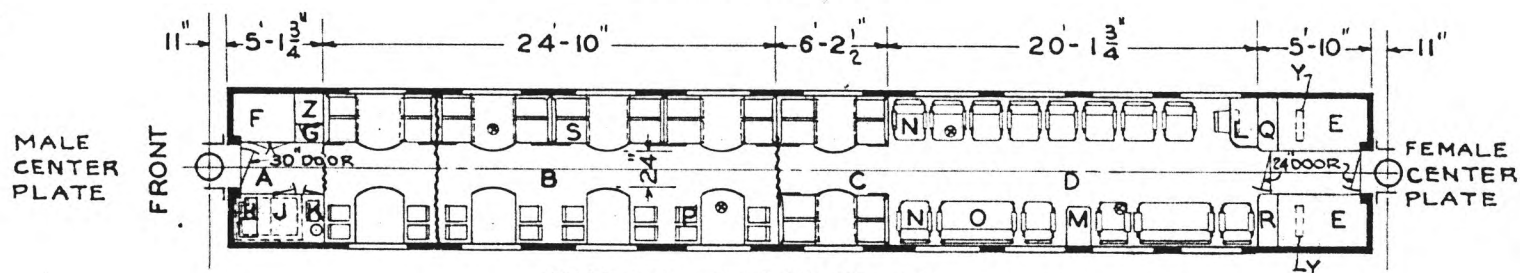
EXTRA  
DINER-LOUNGE  
4TH STREAMLINE TRAIN  
ARTICULATED

U.P.  
10301



TOTAL WT - 63920

LIGHT WEIGHT AT RAIL  
INCLUDES WATER -  
CAR READY TO RUN



SEATING CAPACITY - 57

- A - PANTRY
- B - DINING COMP'T.
- C - CARD TABLE SECTION
- D - LOUNGE COMP'T.
- E - A. C. UNIT - PULLMAN-1936
- F - WINE REF - ELECTRIC - G. E.
- G - STEWARDS DESK
- H - ICE WELL
- J - CHILL BOX
- K - SINK
- L - WRITING DESK - P. S. C. M. CO.
- M - MAGAZINE RACK - P. S. C. M. CO.
- N - LOUNGE CHAIR - CHI. FIREPROOF CO.
- O - LOUNGE SOFA - " "
- P - CHAIR - NEWTON & HOIT, CHICAGO.
- Q - ELECTRIC LOCKER
- R - RADIO & SPEAKER - LOCKER - R. C. A.
- S - SEATS - P. S. C. M. CO.
- T - AERIAL - RADIO
- U - 6" EXH. FAN & VENTILATOR
- V - CONDENSER GRILLE - WINE REFRIG.
- W - " " - A. C. UNITS
- X - FRESH AIR " " - " " - " "
- Y - AIR FILTERS IN EVAP. - 4" x 17" x 22"
- Z - GLASS LOCKER - REFRIG. COMP. BELOW

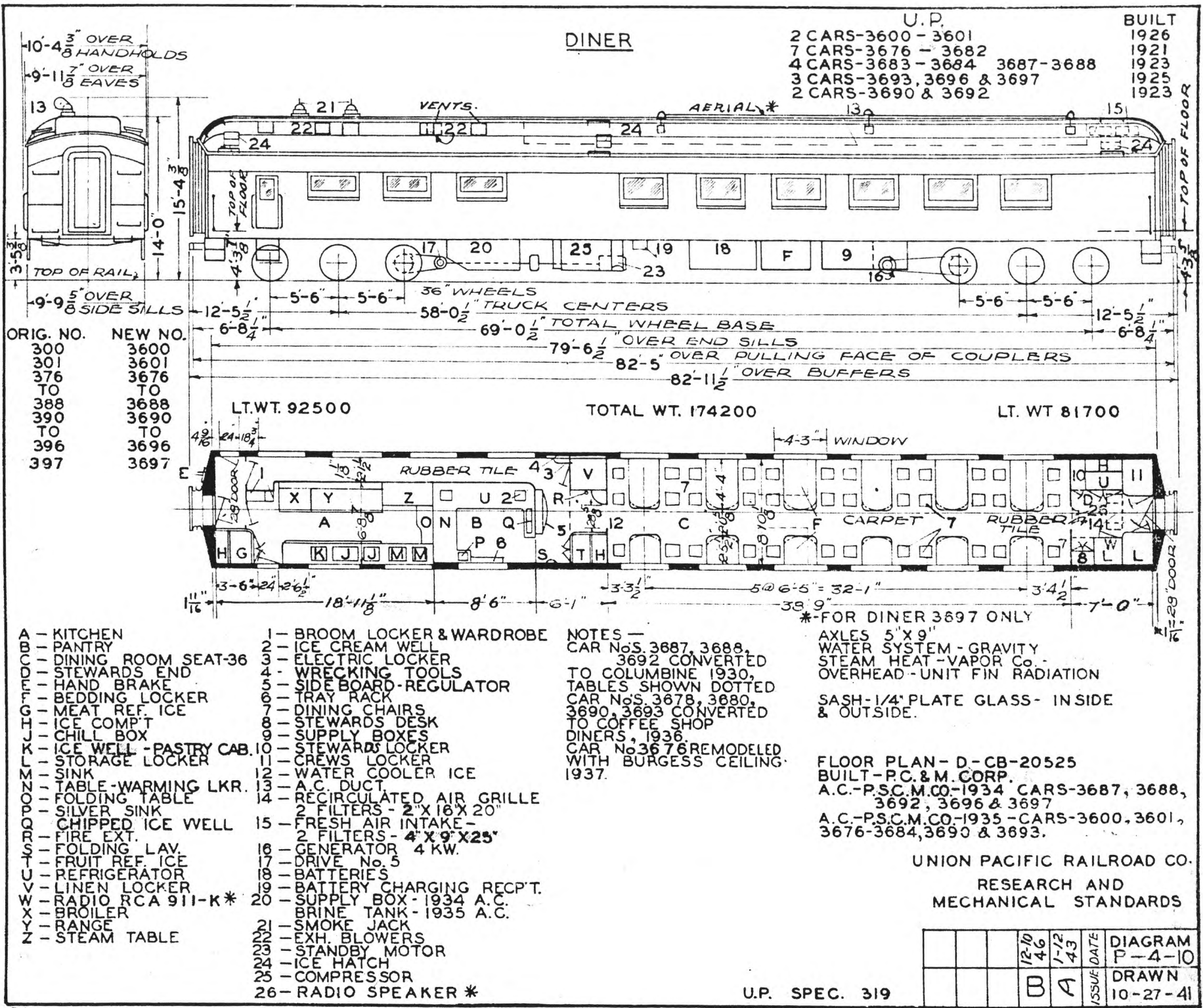
- AXLES - FRONT TRUCK - 6" x 11"
- REAR " - 6" x 11"
- STEAM HEAT - FLOOR & OVERHEAD
- VAPOR CAR HEATING CO.
- DEHYDRATED SASH
- PITTSBURGH, PLATE GLASS CO.
- AIR BRAKES - TYPE "A HSC"
- NEW YORK AIR BRAKE CO.
- A. P. WATER SYSTEM - 171 GAL. CAP.

UNION PACIFIC RAILROAD CO.  
RESEARCH AND  
MECHANICAL STANDARDS

BUILT BY P. S. C. & MFG. CO 1936  
LOT 6433 - PLAN 7356-A  
FLOOR PLAN DWG - 74-B-34J

	12-6 46	2-29 44	2-1 43	DATE	DIAGRAM P-4-9
	C	B	A	ISSUE	DRAWN 12-1-39

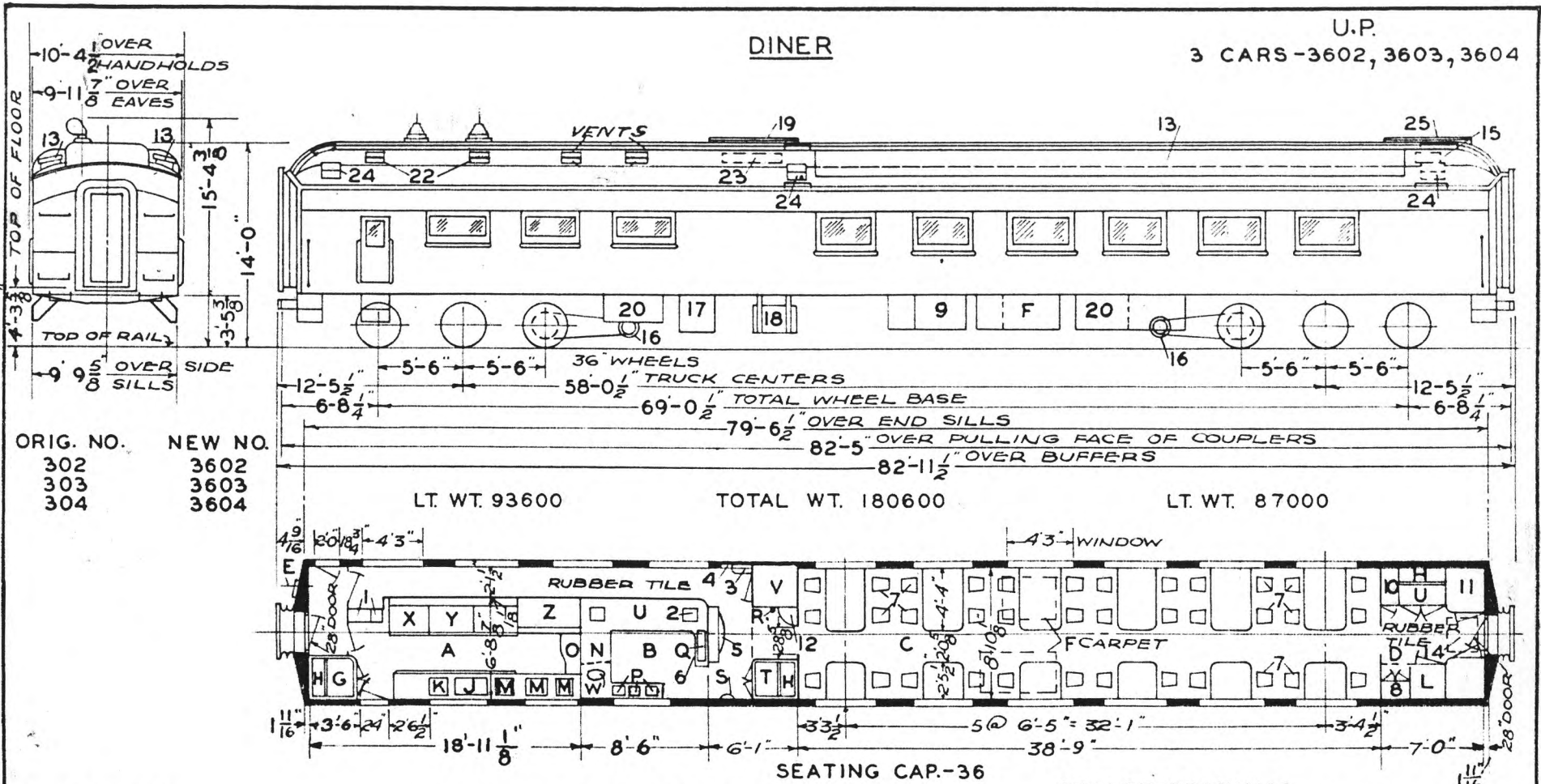




		12/10/46	1-12/43	DATE	DIAGRAM
				ISSUE	P-4-10
		B	A		DRAWN
					10-27-41

# DINER

U.P.  
3 CARS - 3602, 3603, 3604



ORIG. NO.	NEW NO.
302	3602
303	3603
304	3604

- A - KITCHEN
- B - PANTRY
- C - DINING ROOM
- D - STEWARDS END
- E - HAND BRAKE
- F - BEDDING LOCKER
- G - MEAT REF. - ICE COOLED
- H - ICE COMP.
- J - CHILL BOX
- K - ICE WELL & PASTRY CAB.
- L - STORAGE LOCKERS
- M - SINK
- N - TABLE - WARMING LOCKER
- O - FOLDING TABLE
- P - SILVER SINK
- Q - CHIPPED ICE WELL
- R - FIRE EXT.
- S - FOLDING LAV.
- T - FRUIT REF. - ICE COOLED
- U - REFRIGERATOR - BOHN
- V - LINEN LOCKER
- W - GARBAGE CHUTE
- X - BROILER
- Y - RANGE
- Z - STEAM TABLE

- 1 - BROOM & WARDROBE LOCKER
- 2 - ICE CREAM WELL
- 3 - ELECTRIC LOCKER
- 4 - WRECKING TOOLS
- 5 - SIDEBOARD - REG. BELOW
- 6 - TRAY RACK
- 7 - DINING CHAIRS
- 8 - STEWARDS DESK
- 9 - BATTERIES
- 10 - STEWARDS LOCKER
- 11 - CREWS LOCKER
- 12 - WATER COOLER - ICE
- 13 - A.C. DUCT
- 14 - RECIRCULATED AIR GRILLE  
2 FILTERS - 2' X 14" X 26"
- 15 - FRESH AIR INTAKE  
2 FILTERS - 4' X 10" X 20"
- 16 - GENERATORS - 4 KW STEWARDS END  
& 5 KW KITCHEN END - S.C.H. & L. CO.
- 17 - MAKEUP TANK
- 18 - EMERGENCY RESERVOIR
- 19 - HATCH FOR R-636 REFRIG. UNIT
- 20 - SUPPLY BOXES
- 21 - SMOKE JACK
- 22 - EXH. FAN
- 23 - AIR INTAKE FOR REFRIG. UNIT
- 24 - ICE HATCH
- 25 - HATCH FOR BLOWER

ROLLER BEARINGS  
AXLES 5-1/2" x 10" FOR 5"x9" CONDITIONS  
WATER SYSTEM - GRAVITY  
STEAM HEAT - VAPOR CO. -  
OVERHEAD - UNIT FIN RADIATION

SASH - 1/4" PLATE GLASS - INSIDE & OUTSIDE

BUILT - P.C. & M. CORP. - 1926  
A.C. - CARRIER - 1932  
FLOOR PLAN - D-CB-20525

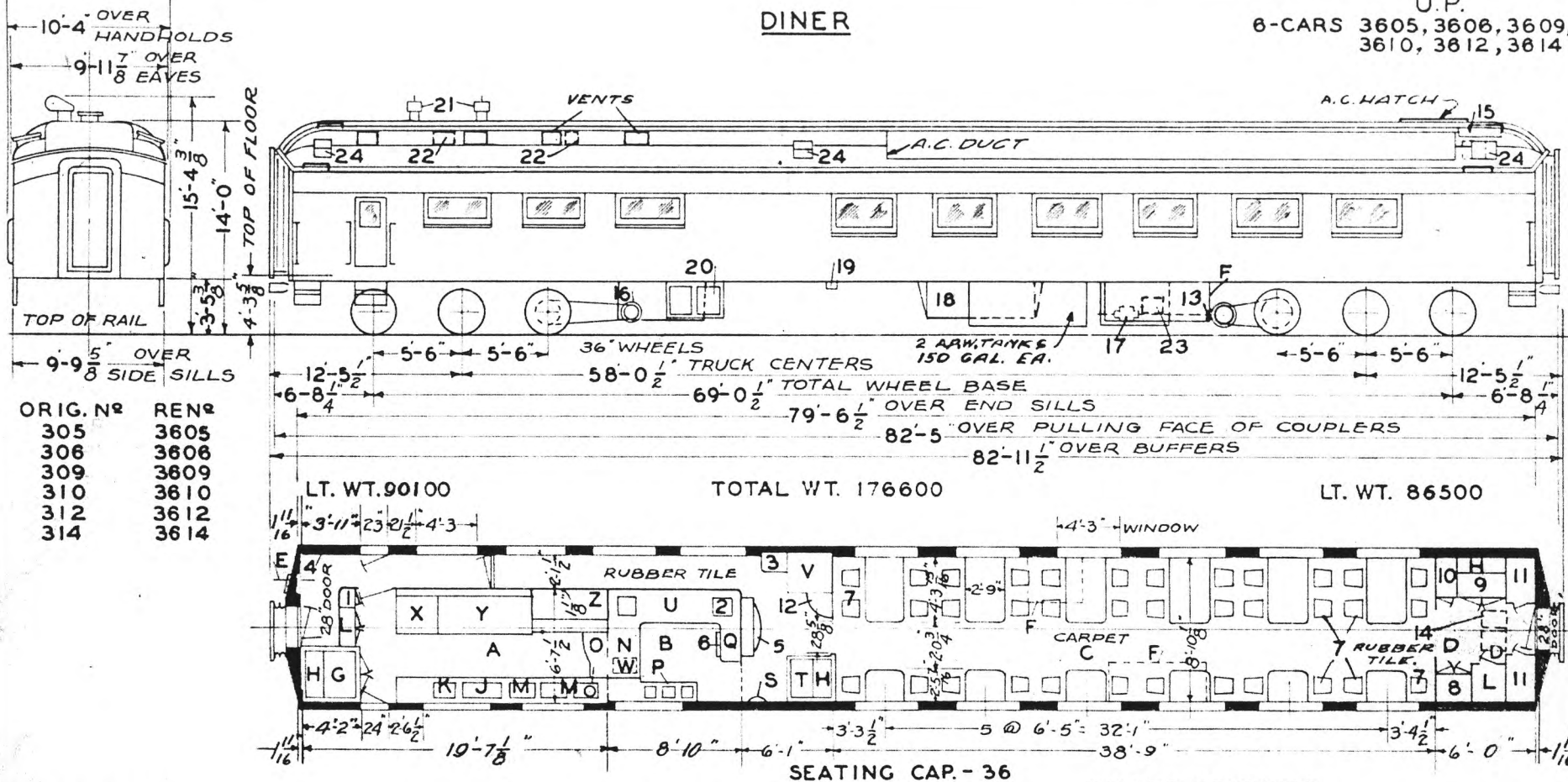
UNION PACIFIC RAILROAD CO.  
RESEARCH AND  
MECHANICAL STANDARDS

			12/10	DATE	DIAGRAM
			4/6		P-4-11
		A	ISSUE		DRAWN
					10-27-41

U.P. SPEC. 319

# DINER

U.P.  
6-CARS 3605, 3608, 3609,  
3610, 3612, 3614



ORIG. No	REN#
305	3605
306	3608
309	3609
310	3610
312	3612
314	3614

LT. WT. 90100

TOTAL WT. 176600

LT. WT. 86500

SEATING CAP. - 36

- A - KITCHEN
- B - PANTRY
- C - DINING ROOM
- D - STEWARDS END
- E - HAND BRAKE
- F - BEDDING LOCKER
- G - MEAT REF. - ICE COOLED
- H - ICE COMP.
- J - CHILL BOX
- K - ICE WELL & PASTRY CAB.
- L - STORAGE LOCKER
- M - SINK
- N - TABLE - WARMING LOCKER
- O - TABLE
- P - SINKS
- Q - CHIPPED ICE WELL
- R - FIRE EXT.
- S - FOLDING LAV.
- T - FRUIT REF. - ICE COOLED
- U - REFRIGERATOR
- V - LINEN LOCKER
- W - GARBAGE CAN
- X - BROILER
- Y - RANGE
- Z - STEAM TABLE

- 1 - BROOM & SOILED LINEN LOCKER
- 2 - ICE CREAM WELL
- 3 - ELECTRIC LOCKER
- 4 - WRECKING TOOLS
- 5 - SIDE BOARD - REG. LOCKER - BELOW
- 6 - TRAY RACK
- 7 - DINING CHAIRS
- 8 - STEWARDS DESK & CIGAR LOCKER
- 9 - WINE LOCKER - ICE COOLED
- 10 - STEWARDS LOCKER
- 11 - CREWS LOCKER
- 12 - WATER COOLER - ICE
- 13 - AXLE DRIVE
- 14 - RECIRCULATED AIR GRILLE  
2 FILTERS - 2'X16'X20" IN A.C. UNIT
- 15 - FRESH AIR INTAKE  
2 FILTERS - 4'X9'X25"
- 16 - GENERATOR - 4 KW - S.C.H. & L. CO.
- 17 - COMPRESSOR
- 18 - BATTERIES - A-10-HW-375 AMP. - EDISON CO.
- 19 - BATT. CHARGING RECPT. - BCRA-100
- 20 - SUPPLY BOXES
- 21 - SMOKE JACKS
- 22 - EXH FANS
- 23 - STANDBY MOTOR & SPEED CONTROL
- 24 - ICE HATCH

ROLLER BEARINGS  
AXLES 5-1/2"X10" FOR 5'X9" CONDITIONS  
WATER SYSTEM - AIR PRESSURE  
STEAM HEAT - VAPOR CO.  
OVERHEAD - UNIT FIN RADIATION  
DA-LITE CONTROL BLINDS (PEACH COLOR)  
IN CARS 3609, 3614  
SASH 1/4" SAFETY - INSIDE 1/4" PLATE  
OUTSIDE  
CAR 3610 HAS BAFFLE AIR METHOD  
BUILT - P.C. & M. CORP. - 1927  
A.C. - P.S.C.M. CO - 1932  
FLOOR PLAN - D-CB-21119  
3608 CEILING AT STEWARDS END  
LOWERED WITH 2 - 6'X16'X20" FILTERS  
REMODELED KIT & PANTRY 286 CB 23968  
UNION PACIFIC RAILROAD CO.

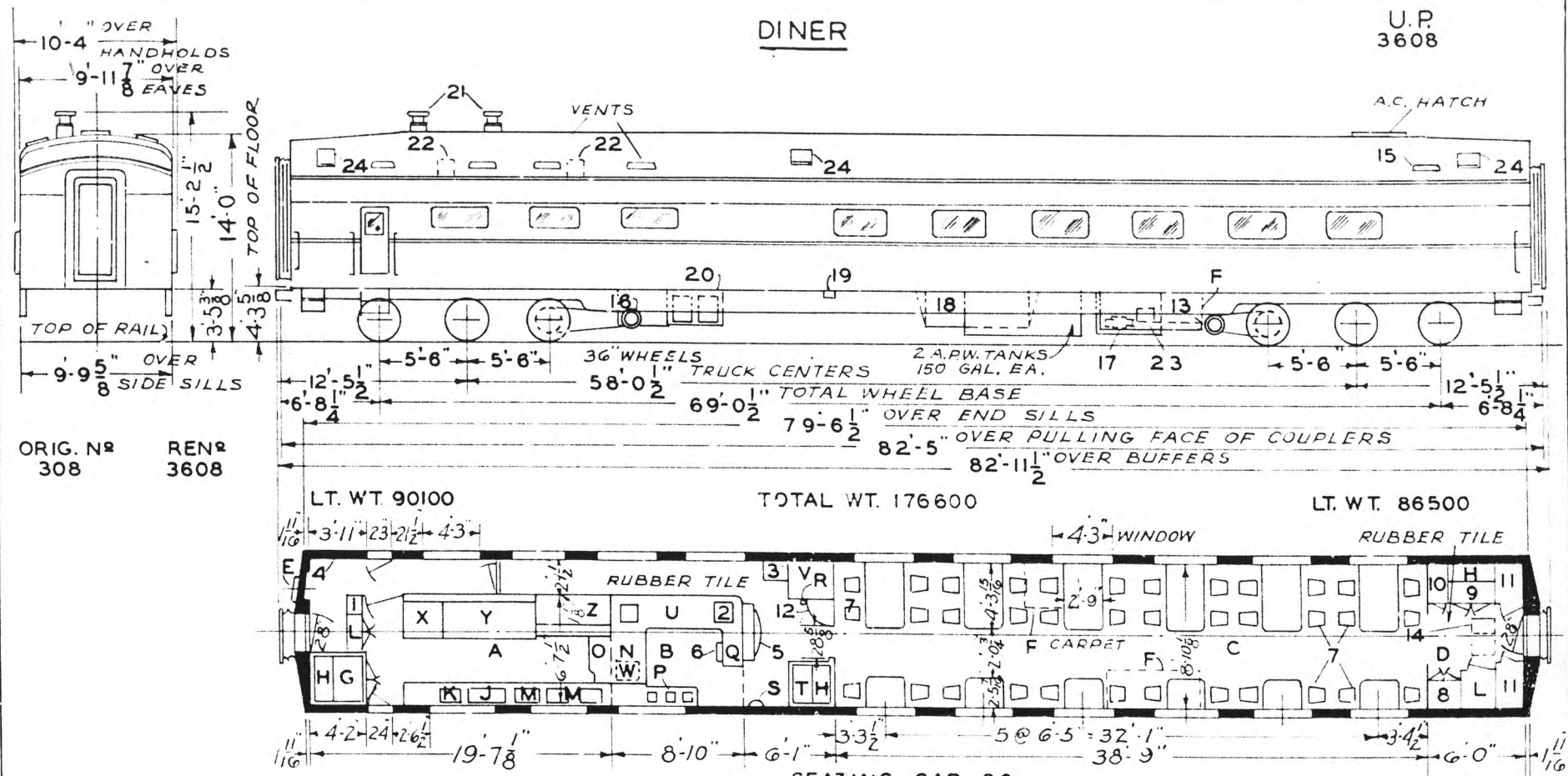
RESEARCH AND  
MECHANICAL STANDARDS

			12-10	DATE	DIAGRAM
			46		P-4-12
			A	ISSUE	DRAWN
					10-27-41

U.P. SPEC. 319

U.P.  
3608

DINER

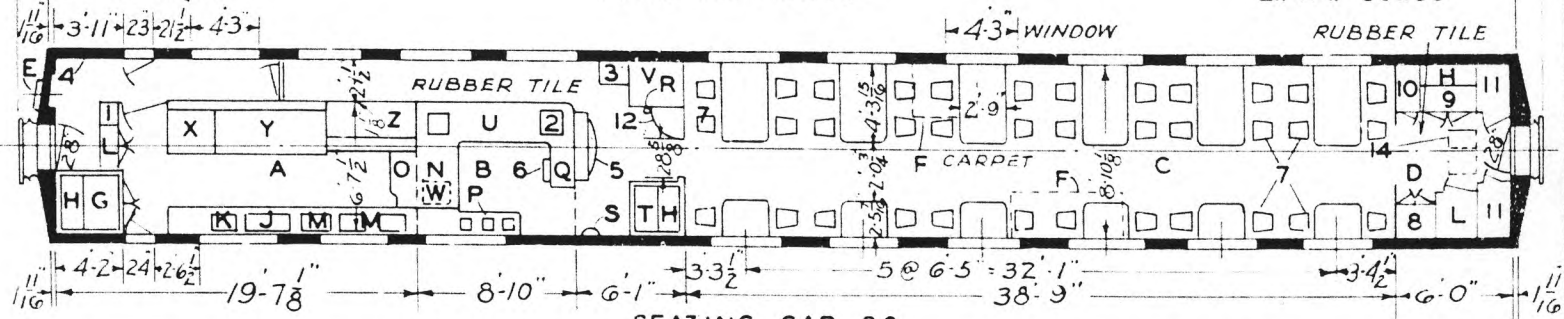


ORIG. N<sup>o</sup> 308  
REN<sup>o</sup> 3608

LT. WT. 90100

TOTAL WT. 176600

LT. WT. 86500



SEATING CAP. 36

- A - KITCHEN
- B - PANTRY
- C - DINING ROOM
- D - STEWARDS END
- E - HAND BRAKE
- F - BEDDING LOCKER
- G - MEAT REF - ICE COOLED
- H - ICE COMP.
- J - CHILL BOX
- K - ICE WELL & PASTRY CAB.
- L - STORAGE LOCKER
- M - SINK
- N - TABLE - WARMING LOCKER
- O - TABLE
- P - SINKS
- Q - CHIPPED ICE WELL
- R - FIRE EXT.
- S - FOLDING LAV.
- T - FRUIT REF - ICE COOLED
- U - REFRIGERATOR
- V - LINEN LOCKER
- W - GARBAGE CAN
- X - BROILER
- Y - RANGE
- Z - STEAM TABLE

- 1 - BROOM & SOILED LINEN LOCKER
- 2 - ICE CREAM WELL
- 3 - ELECTRIC LOCKER
- 4 - WRECKING TOOLS
- 5 - SIDE BOARD REG. LOCKER BELOW
- 6 - TRAY RACK
- 7 - DINING CHAIRS
- 8 - STEWARDS DESK & CIGAR LOCKER
- 9 - WINE LOCKER - ICE COOLED
- 10 - STEWARDS LOCKER
- 11 - CREWS LOCKER
- 12 - WATER COOLER - ICE
- 13 - AXLE DRIVE
- 14 - RECIRCULATED AIR GRILLE  
2 FILTERS - 2'X16"X20" IN A.C. UNIT
- 15 - FRESH AIR INTAKE  
2 FILTERS - 4'X9"X25"
- 16 - GENERATOR - 4 KW - S.C.H. & L. CO.
- 17 - COMPRESSOR
- 18 - BATTERIES - A-10-HW-375 AMP - EDISON CO.
- 19 - BATT. CHARGING RECPT. - BCRA-100
- 20 - SUPPLY BOXES
- 21 - SMOKE JACKS
- 22 - EXH. FANS
- 23 - STANDBY MOTOR & SPEED CONTROL
- 24 - ICE HATCH

ROLLER BEARINGS  
AXLES 5-1/2"X10 FOR 5X9 CONDITIONS  
WATER SYSTEM - AIR PRESSURE  
STEAM HEAT - VAPOR CO.  
OVERHEAD - UNIT FIN RADIATION  
DA-LITE CONTROL BLINDS (PEACH COLOR)

SASH 1/4" SAFETY INSIDE 1/4" PLATE  
OUTSIDE - A & W CO. N<sup>o</sup> 36

BUILT - P.C. & M. CORP - 1927  
A.C. - P.S.C.M. CO. - 1932  
FLOOR PLAN - D-CB-21119  
3608 CEILING AT STEWARDS END  
LOWERED WITH 2 - 6'X16'X20" FILTERS  
REMODELED KIT. & PANTRY 286 CB 23968  
UNION PACIFIC RAILROAD CO.

RESEARCH AND  
MECHANICAL STANDARDS

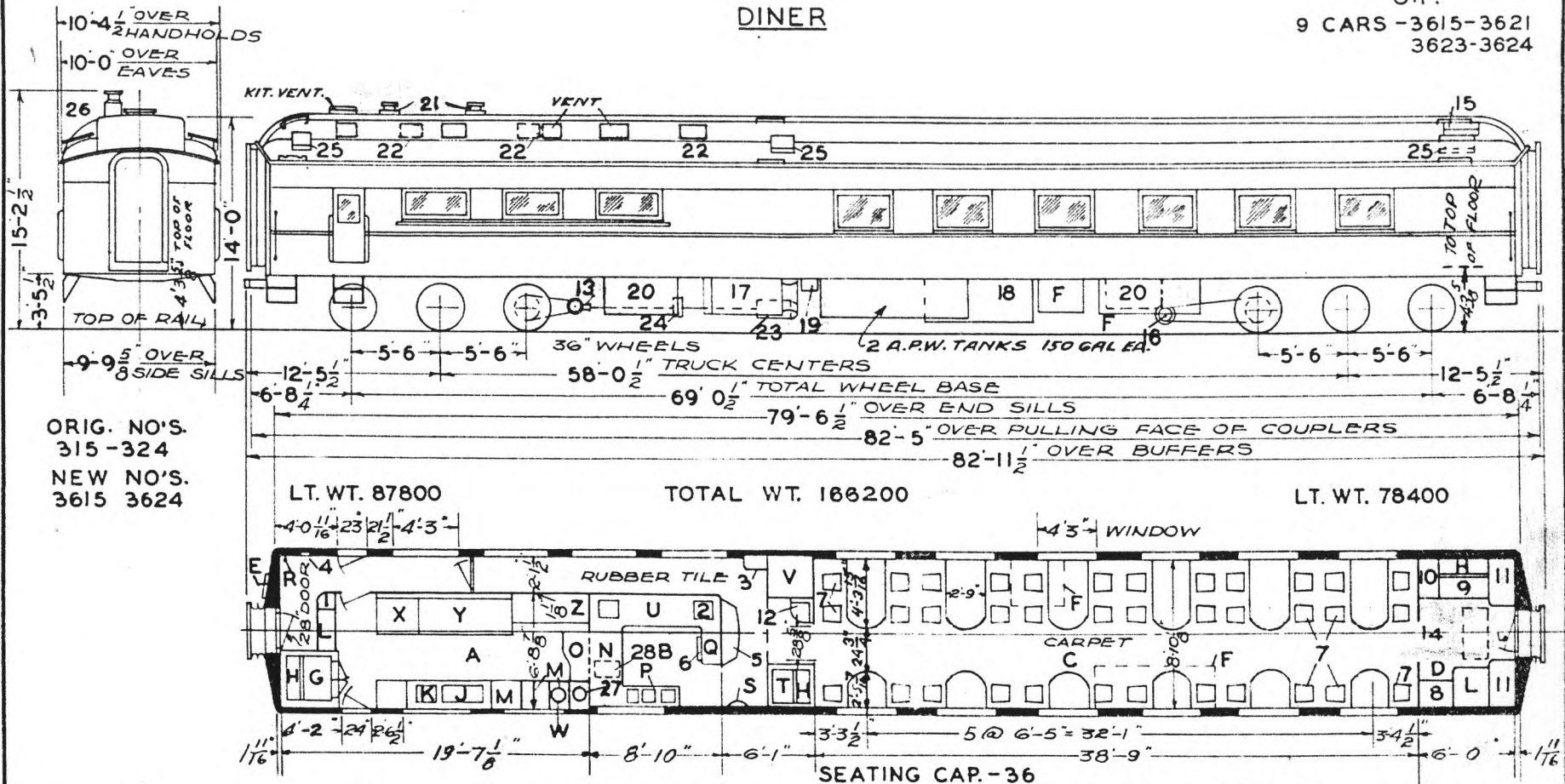
				DATE	DIAGRAM
					P-4-13
				ISSUE	DRAWN
					9-1-49

U.P. SPEC. 319

# DINER

U.P.

9 CARS - 3615-3621  
3623-3624



ORIG. NO'S.  
315-324  
NEW NO'S.  
3615 3624

LT. WT. 87800

TOTAL WT. 166200

LT. WT. 78400

- A - KITCHEN
- B - PANTRY
- C - DINING ROOM
- D - STEWARDS END
- E - HAND BRAKE
- F - BEDDING LOCKER
- G - MEAT REFRIG.-ICE COOLED
- H - ICE COMP.
- I - CHILL BOX
- J - ICE WELL & PASTRY CAB.
- K - STORAGE LOCKER
- L - SINK
- M - TABLE - WARMING LOCKER
- N - TABLE
- O - SINKS
- P - CHIPPED ICE WELL
- Q - FIRE EXT.
- R - FOLDING LAV.
- S - FRUIT REF.-ICE COOLED
- T - REFRIGERATOR
- U - LINEN LOCKER
- V - SURGEX ELEC. DISH-
- W - WASHER
- X - BROILER
- Y - RANGE
- Z - STEAM TABLE

- 1 - BROOM & SOILED LINEN LOCKER
- 2 - ICE CREAM WELL
- 3 - ELECTRIC LOCKER
- 4 - FIRE TOOLS
- 5 - SIDE BOARD-REGULATOR LOCKER BELOW
- 6 - TRAY RACK
- 7 - DINING CHAIRS
- 8 - STEWARDS DESK & CIGAR LOCKER
- 9 - WINE REFRIGERATOR
- 10 - STEWARDS LOCKER
- 11 - CREWS LOCKER
- 12 - WATER COOLER-ICE
- 13 - AXLE DRIVE
- 14 - RECIRCULATED AIR GRILLE  
2 FILTERS- 2'X 16'X 20"
- 15 - FRESH AIR INTAKE  
2 FILTERS- 4'X 9'X 25"
- 16 - GENERATOR 4 KW-S.C.H. & L. CO.
- 17 - COMPRESSOR
- 18 - BATTERIES-
- 19 - BATT. CHARGING RECP'T.-ANDERSON-C-1569
- 20 - SUPPLY BOXES
- 21 - SMOKE JACKS
- 22 - EXH. FANS
- 23 - STANDBY MOTOR
- 24 - SPEED CONTROL
- 25 - ICE HATCH
- 26 - A.C. DUCT.
- 27 - WATER HEATER
- 28 - GARBAGE CAN U.P. SPEC. 319

ROLLER BEARINGS  
AXLES 5-1/2" x 10" FOR 5" x 9" CONDITIONS  
WATER SYSTEM-AIR PRESSURE  
STEAM HEAT-VAPOR CO.  
OVERHEAD-UNIT FIN RADIATION

SASH-1/4" PLATE GLASS-INSIDE & OUTSIDE  
DA-LITE CONTROL BLINDS (PEACH COLOR)-  
IN CAR 3618  
BUILT - P.C. & M. CORP. - 1928  
A.C. - P.S.C.M.CO. - 1934  
FLOOR PLAN - D-CB-21119

REMODELED KIT & PANTRY 286 CB 23968  
UNION PACIFIC RAILROAD CO.

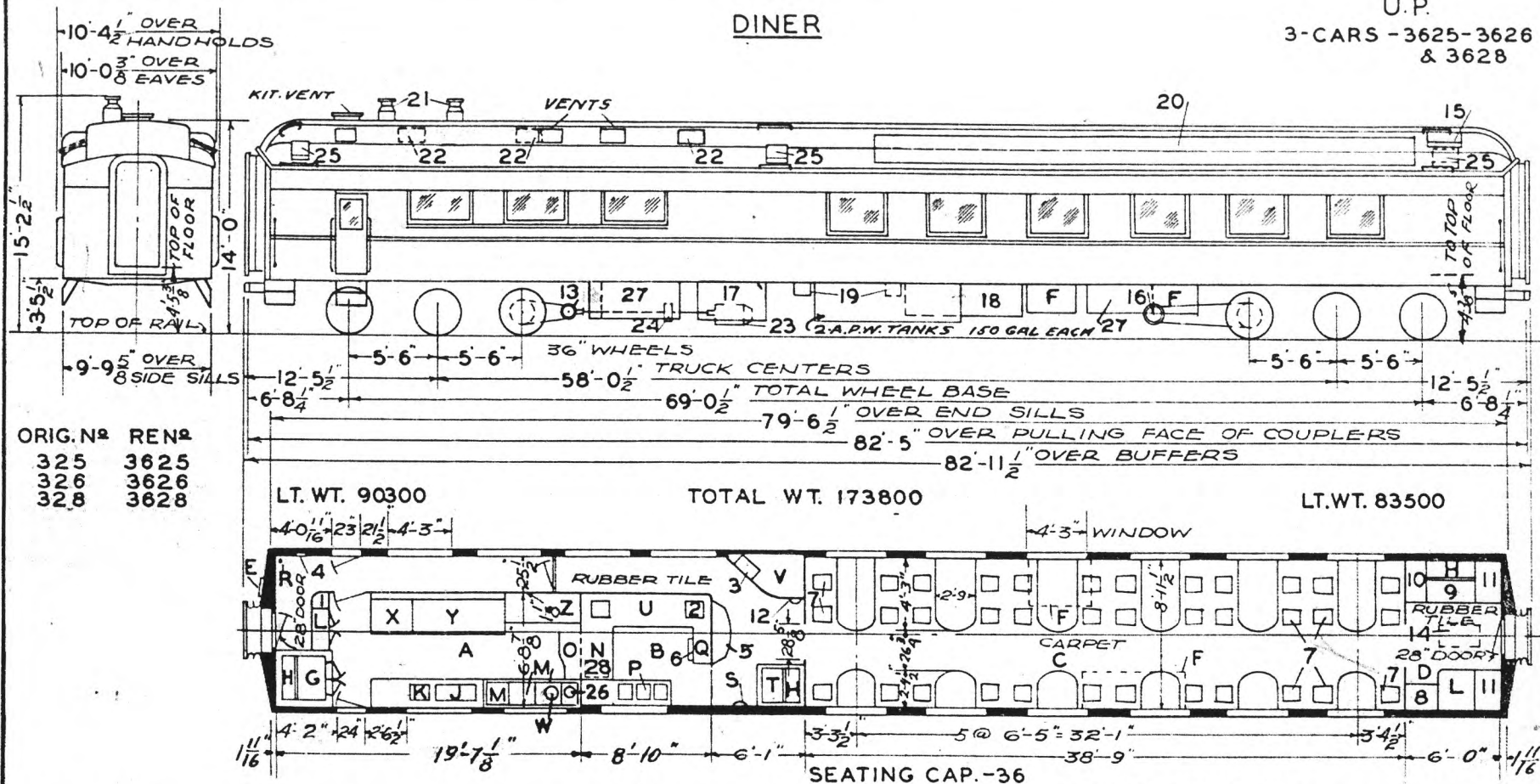
RESEARCH AND  
MECHANICAL STANDARDS

			12/10/46	DIAGRAM P-4-14
			ISSUE DATE	DRAWN
			A	10-27-41

# DINER

U.P.

3-CARS - 3625-3626  
& 3628



ORIG. N <sup>o</sup>	REN <sup>o</sup>
325	3625
326	3626
328	3628

LT. WT. 90300

TOTAL WT. 173800

LT. WT. 83500

- A - KITCHEN
- B - PANTRY
- C - DINING ROOM
- D - STEWARDS END
- E - HAND BRAKE
- F - BEDDING LOCKER BELOW
- G - MEAT REFRIG.-ICE COOLED
- H - ICE COMP.
- J - CHILL BOX
- K - ICE WELL & PASTRY CAB.
- L - STORAGE LOCKER
- M - SINK
- N - TABLE-WARMING LOCKER
- O - TABLE
- P - SINKS
- Q - CHIPPED ICE WELL
- R - FIRE EXT.
- S - FOLDING LAV.
- T - FRUIT REF.-ICE COOLED
- U - REFRIGERATOR
- V - LINEN LOCKER
- W - SURGEX ELEC. DISH-WASHER
- X - BROILER
- Y - RANGE
- Z - STEAM TABLE

- 1 - BROOM & SOILED LINEN LOCKER
- 2 - ICE CREAM WELL
- 3 - ELECTRIC LOCKER
- 4 - WRECKING TOOLS
- 5 - SIDE BOARD-REGULATOR LOCKER BELOW
- 6 - TRAY RACK
- 7 - DINING CHAIRS-KARPEN SP 1817 1/2
- 8 - STEWARDS DESK & CIGAR LOCKER
- 9 - WINE REFRIGERATOR
- 10 - STEWARDS LOCKER
- 11 - CREWS LOCKER
- 12 - WATER COOLER-ICE
- 13 - AXLE DRIVE
- 14 - RECIRCULATED AIR GRILLE  
2 FILTERS-2'X16'X20"IN A.C.UNIT
- 15 - FRESH AIR INTAKE  
2 FILTERS-4'X9'X25"
- 16 - GENERATOR 4 KW-S.C.H. & L. CO.
- 17 - COMPRESSOR
- 18 - BATTERIES
- 19 - BATT.CHARGING REC'P'T.-ANDERSON-C-1569
- 20 - A.C.DUCT
- 21 - SMOKE JACKS
- 22 - EXH. FANS-10"
- 23 - STANDBY MOTOR
- 24 - SPEED CONTROL

- ROLLER BEARINGS
- AXLES 5-1/2"x10" FOR 5"x9" CONDITIONS
- WATER SYSTEM-AIR PRESSURE
- STEAM HEAT-VAPOR CO.
- OVERHEAD-UNIT FIN RADIATION

- SASH-1/4" PLATE GLASS-INSIDE & OUTSIDE
- END DOOR LOCK-PUSH PULL TYPE
- DAYTON 7304 ON DINER 329
- BUILT-P.C.&M. CORP. -1929
- A.C.-P.S.C.M.CO. 1932
- FLOOR PLAN-234-CB-21755
- REMODELED KIT & PANTRY 286 CB 23968
- DA-LITE CONTROL BLINDS (PEACH COLOR)
- IN CAR 3628

UNION PACIFIC RAILROAD CO.

RESEARCH AND  
MECHANICAL STANDARDS

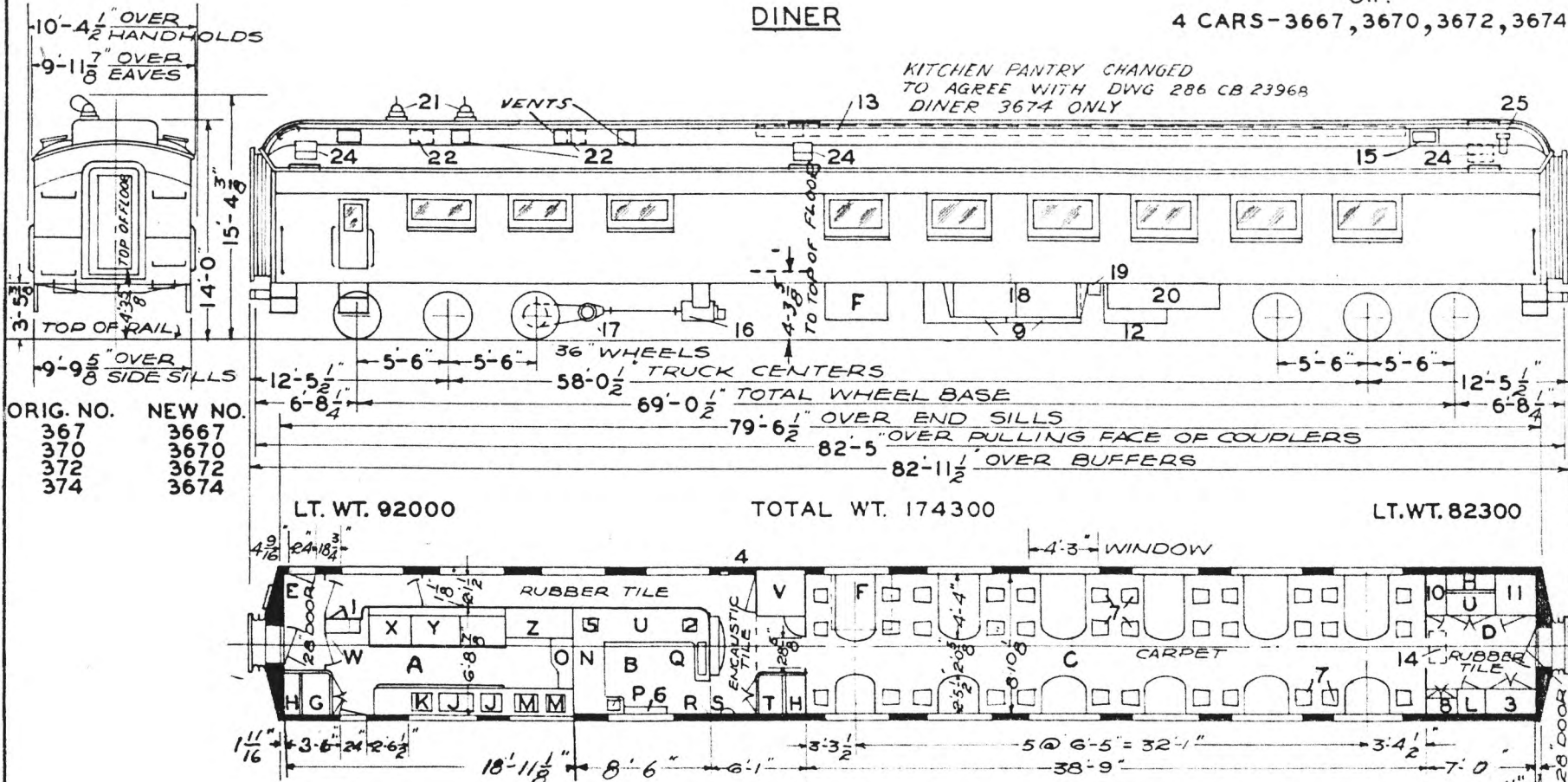
			12-10-46	DATE	DIAGRAM
			A	ISSUE	P-4-15
					DRAWN
					10-27-41



# DINER

U.P.  
4 CARS-3667, 3670, 3672, 3674

KITCHEN PANTRY CHANGED  
TO AGREE WITH DWG 286 CB 2396A  
DINER 3674 ONLY



ORIG. NO.	NEW NO.
367	3667
370	3670
372	3672
374	3674

LT. WT. 92000

TOTAL WT. 174300

LT. WT. 82300

- A - KITCHEN
- B - PANTRY
- C - DINING ROOM SEAT CAP. 36
- D - STEWARD END
- E - HAND BRAKE
- F - BEDDING LOCKER
- G - MEAT REF. - ICE COOLED
- H - ICE COMPT.
- I - CHILL BOX
- J - ICE WELL & PASTRY CAB.
- K - STORAGE LOCKER
- L - SINK
- M - TABLE - WARMING LOCKER
- N - FOLDING TABLE
- O - SILVER SINK
- P - CHIPPED ICE WELL
- Q - FIRE EXT.
- R - FOLDING LAV.
- S - FRUIT REF. ICE COOLED
- T - REFRIGERATOR - BOHN.
- U - LINEN LOCKER
- V - GRILL & SLIDE IN DOOR
- W - BROILER
- X - RANGE
- Y - STEAM TABLE

- 1 - BROOM LOCKER & WARDROBE
- 2 - ICE CREAM WELL
- 3 - ELECTRIC LOCKER
- 4 - WRECKING TOOLS
- 5 - CREAM WELL
- 6 - TRAY RACK
- 7 - DINING CHAIRS
- 8 - STEWARDS DESK
- 9 - A.C. CONDENSERS
- 10 - STEWARDS LOCKER
- 11 - CREWS
- 12 - A.C. COMPRESSOR
- 13 - CENTER A.C. DUCT BURGESS PANELS
- 14 - RECIRCULATING FILTERS 6" X 16" X 20"
- 15 - FRESH AIR INTAKE 2 FILTERS 6" X 10" X 20"
- 16 - 20 KW G.E. GEN.
- 17 - SAFETY GEN. DRIVE
- 18 - BATTERIES
- 19 - BATT. CHARGING RECEPT.
- 20 - WATER TANK FOR A.C.
- 21 - SMOKE JACKS
- 22 - EXHAUST FANS
- 23 -
- 24 - ICE HATCH
- 25 - ELEC. LOCKER VENT

ROLLER BEARINGS  
AXLES 5-1/2" X 10" FOR 5" X 9" CONDITIONS  
WATER SYSTEM - GRAVITY  
STEAM HEAT - VAPOR CO. - FIN TUBING  
OVERHEAD - UNIT FIN RADIATION  
SASH - 1/4" PLATE GLASS INSIDE & OUTSIDE

BURGESS MULTIVENT CEILING

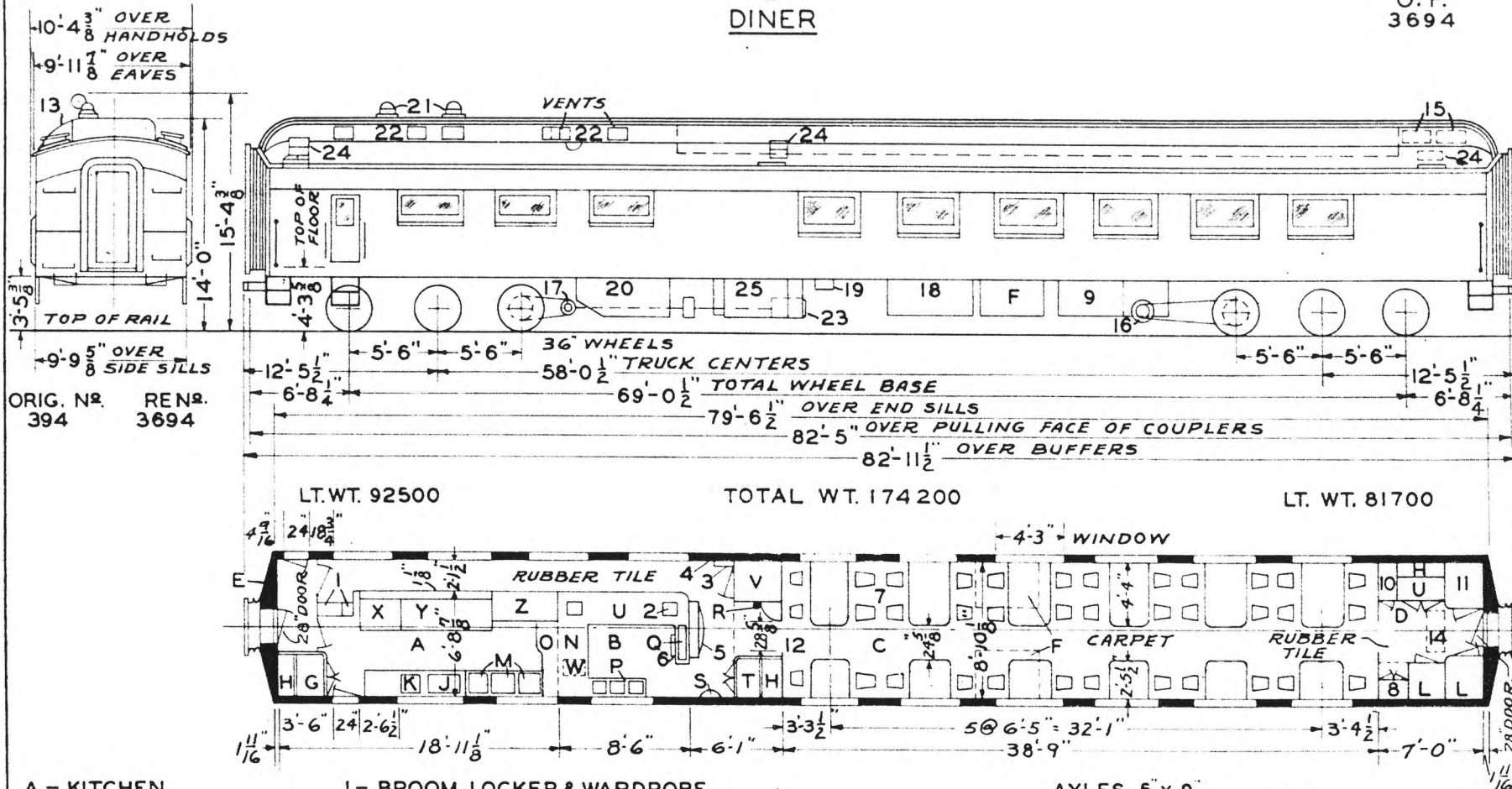
BUILT - P.C. & M. CORP. - 1920 - 21  
REMODELED - POCATELLO - 1937  
A.C. AIR TEMP - CARRIER - 1937  
FLOOR PLAN - 235-CB-22138

UNION PACIFIC RAILROAD CO.  
RESEARCH AND  
MECHANICAL STANDARDS

			12-10	DATE	DIAGRAM
			46		P-4-17
		A	ISSUE		DRAWN
					10-27-41



DINER



ORIG. NO. 394  
REN. 3694

LT. WT. 92500

TOTAL WT. 174200

LT. WT. 81700

- A - KITCHEN
- B - PANTRY
- C - DINING ROOM-SEATS 38
- D - STEWARDS END
- E - HANDBRAKE
- F - BEDDING LOCKER
- G - MEAT REF. ICE
- H - ICE COMPT.
- J - CHILL BOX
- K - ICE WELL-PASTRY CAB.
- L - STORAGE LOCKER
- M - SINKS
- N - TABLE-WARMING LKR.
- O - TABLE
- P - SINKS
- Q - CHIPPED ICE WELL
- R - FIRE EXT.
- S - FOLDING LAV.
- T - FRUIT REF. ICE
- U - REFRIGERATOR
- V - LINEN LOCKER
- W - GARBAGE CAN
- X - BROILER
- Y - RANGE
- Z - STEAM TABLE
- 1 - BROOM LOCKER & WARDROBE
- 2 - ICE CREAM WELL
- 3 - ELECTRIC LOCKER
- 4 - WRECKING TOOLS
- 5 - SIDEBOARD-REGULATOR
- 6 - TRAY RACK
- 7 - DINING CHAIRS
- 8 - STEWARDS DESK
- 9 - SUPPLY BOX
- 10 - STEWARDS LOCKER
- 11 - CREWS LOCKER
- 12 - WATER COOLER-ICE
- 13 - A.C. DUCT
- 14 - RECIRCULATED AIR GRILLE
- 15 - FRESH AIR INTAKE
- 16 - GENERATOR 4 K.W.
- 17 - DRIVE N<sup>o</sup> 5
- 18 - BATTERIES
- 19 - BATTERY CHARGING RECPT.
- 20 - BRINE TANK
- 21 - SMOKE JACK
- 22 - EXH. BLOWERS
- 23 - STANDBY MOTOR
- 24 - ICE HATCH
- 25 - COMPRESSOR

AXLES 5' x 9"  
WATER SYSTEM- GRAVITY  
STEAM HEAT-VAPOR CO.  
OVERHEAD UNIT FIN RADIATION  
SASH-1/4" PLATE GLASS-INSIDE & OUT

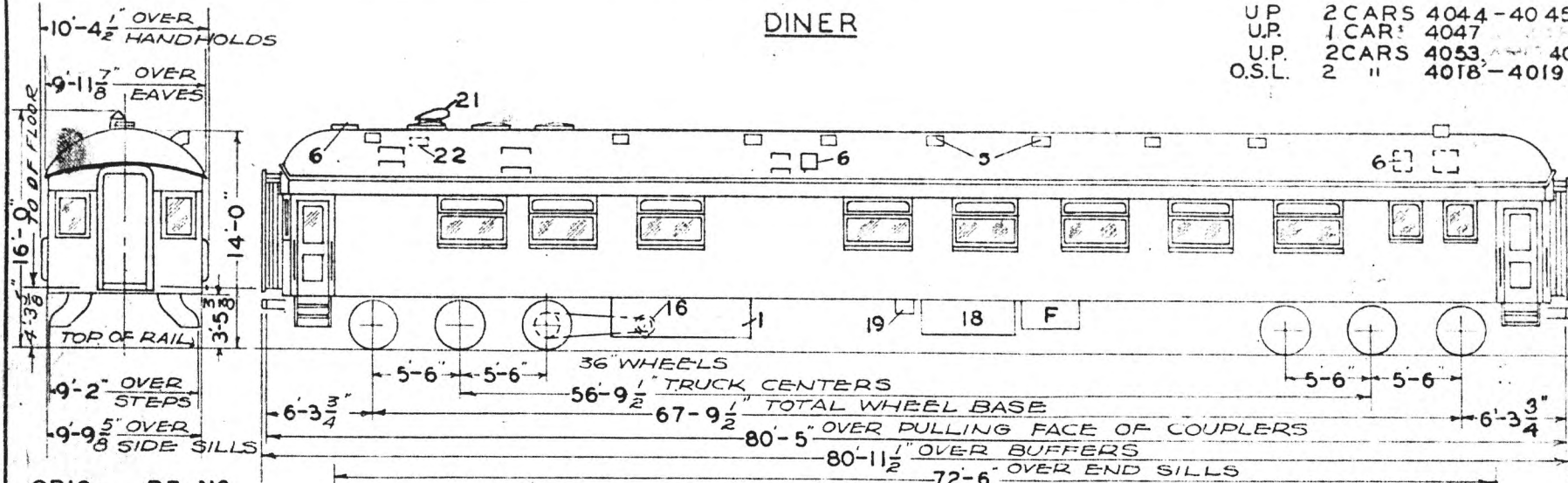
FLOOR PLAN-D-CB-20525  
BUILT-P.C. & M. CORP-1925  
A.C.-P.S.C.M.CO.-1935  
REMODELED KIT. & PANTRY 286CB23968

UNION PACIFIC RAILROAD CO.  
RESEARCH AND  
MECHANICAL STANDARDS

				DIAGRAM P-4-18
				DRAWN 12-10 46

# DINER

UP 2 CARS 4044-4045  
 U.P. 1 CAR 4047  
 U.P. 2 CARS 4053, 4058  
 O.S.L. 2 " 4018-4019

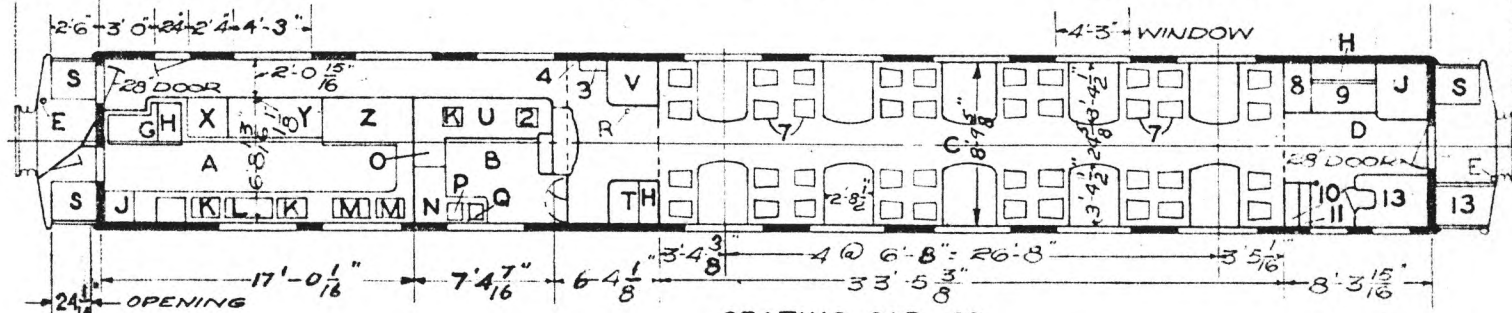


ORIG. RE. No.  
 344-345 4044-45  
 353 4053  
 358 4058  
 218-219 4018-19

LT. WT. 77400

TOTAL WT. 148000

LT. WT. 70600



SEATING CAP. 40

- A - KITCHEN
- B - PANTRY
- BC - DINING ROOM
- D - STEWARDS END
- E - HAND BRAKE
- F - BEDDING LOCKER
- G - MEAT REFRIG. - ICE COOLED
- H - ICE COMP'T.
- J - CLOTHES LOCKER
- K - ICE BOX
- L - STORAGE
- M - SINK
- N - TABLE - LOCKERS
- NO - WARMING LOCKER
- P - SILVER SINK
- Q - CHIPPED ICE WELL
- R - FIRE EXT.
- S - TRAP DOORS
- T - FRUIT REF. - ICE COOLED
- U - REFRIGERATOR
- V - LINEN LOCKER
- W -
- X - BROILER
- Y - RANGE
- Z - STEAM TABLE

- 1 - SUPPLY BOX
- 2 - ICE CREAM WELL
- 3 - ELECTRIC LOCKER
- 4 - WRECKING TOOLS
- 5 - VENTS
- 6 - ICE HATCH
- 7 - DINING CHAIRS
- 8 - CIGAR LOCKER - WINE BELOW
- 9 - WINE REFRIG. - ICE COOLED
- 10 - STEWARDS LOCKER
- 11 - CASH DRAWER
- 12 -
- 13 - LOCKER
- 14 -
- 15 -
- 16 - GENERATOR
- 17 -
- 18 - BATTERIES
- 19 - BATT. CHARGING RECP'T.
- 20 -
- 21 - SMOKE JACK
- 22 - EXH. FAN - 12"

AXLES 5" X 9"  
 WATER SYSTEM - GRAVITY  
 HEATING SYSTEM - STEAM  
 VAPOR CO.  
 WATER FILTER - GIESSEL # 4  
 SASH - 1/4" PLATE GLASS - INSIDE & OUTSIDE

BUILT - P.C. & M. CORP.  
 CARS 4018 19 40 53 58 ... 1914

FLOOR PLAN - 237 CB 23264 - REMOD.  
 UNION PACIFIC RAILROAD CO.

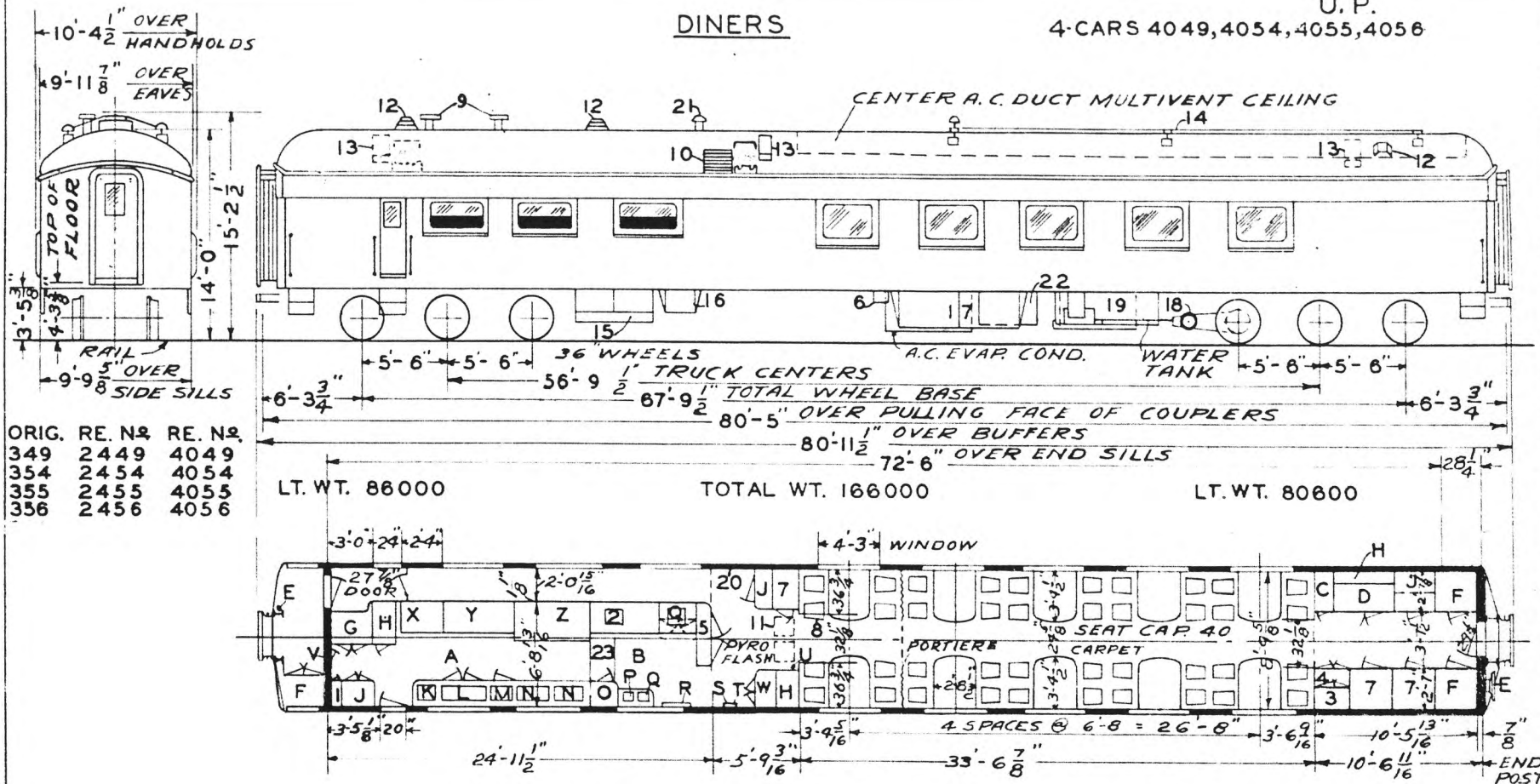
RESEARCH AND  
 MECHANICAL STANDARDS

		12-10	46	1-12	43	DIAGRAM
		B	A	ISSUE	DATE	P--4-19
						DRAWN
						10-27-41

U.P. SPEC. - 230

DINERS

U. P.  
4-CARS 4049, 4054, 4055, 4056



ORIG. RE. N <sup>o</sup>	RE. N <sup>o</sup>	RE. N <sup>o</sup>
349	2449	4049
354	2454	4054
355	2455	4055
356	2456	4056

LT. WT. 86000

TOTAL WT. 166000

LT. WT. 80000

- A - KITCHEN
- B - PANTRY
- C - CIGAR LOCKER & COAT LOCKER
- D - WINE REFRIGERATOR (ABOVE)
- E - HANDBRAKES
- F - BEDDING LOCKERS
- G - MEAT REF. - ICE COOLED
- H - ICE COMP'T.
- J - CLOTHES LOCKERS
- K - MILK WELL
- L - FISH BASKET
- M - POULTRY LOCKER
- N - SINKS
- O - SUPPLY LOCKER
- P - SILVER SINK
- Q - ICE WELLS
- R - TRAY RACK
- S - ANNUNCIATOR - EDWARDS #813-12 CALL
- T - FOLDING LAV.
- U - FIRE EXT. - PYRENE
- V - CREEP DOOR 22 1/2" X 4'-0"
- W - FRUIT REF. ICE COOLED
- X - BROILER
- Y - RANGE
- Z - STEAM TABLE

- 1 - BROOM CLOSET
- 2 - ICE CREAM WELL
- 3 - STATIONARY LOCKER & STEWARD'S DESK
- 4 - CASH DRAWERS & LOCKER BELOW
- 5 - ELECTRIC LOCKER
- 6 - BATT. CHARGING RECPT - BC-12A-100
- 7 - LINEN LOCKERS
- 8 - DINING CHAIRS - MANDEL BROS.
- 9 - SMOKE JACK
- 10 - FRESH AIR INTAKE - 1 FILTER 6X16X20"
- 11 - RECIRCULATED AIR GRILLE 2 FILTERS 6X16X20"
- 12 - EXHAUST FAN - 9 - DIEHL MFG. CO.
- 13 - ICE HATCHES
- 14 - RADIO AERIAL
- 15 - SUPPLY BOX
- 16 - MOTOR GENERATOR BOX
- 17 - BATT'S - EXIDE TYPE EPTB-41-1000AH
- 18 - DRIVE - STD. SAFETY RODERWALD
- 19 - GENERATOR - GE. 20 KW.
- 20 - WRECKING TOOLS
- 21 - ELECTRIC LOCKER VENT-3 GLOBE
- 22 - COMPRESSOR
- 23 - DROP BOARD

AXLES 5" X 9"  
WATER SYSTEM - GRAVITY  
STEAM HEAT - VAPOR CO. - FLOOR AND OVERHEAD - UNIT FIN RADIATION  
WATER FILTER - GIESSEL #4  
SASH 1/4" PLT. GLASS INSIDE & OUTSIDE

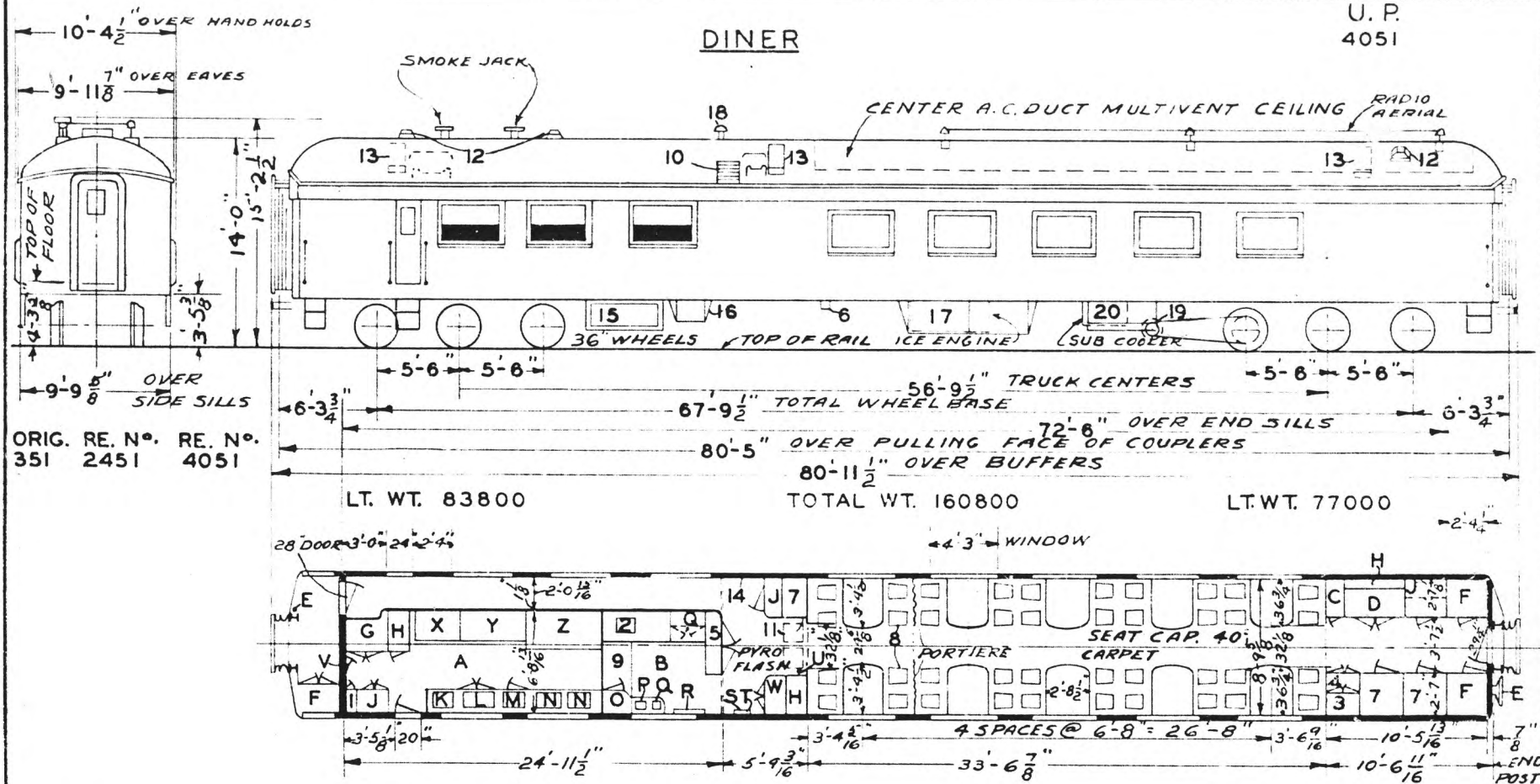
BUILT - P.C. & M. CORP. 1914  
REMODELED - OMAHA SHOPS 1937 & 1942  
A.C. AIR-TEMP-CARRIER - 1937  
FLOOR PLAN 235 CB 22053  
" " 237 CB 23252 - 1942  
" " UNION PACIFIC RAILROAD CO.

RESEARCH AND MECHANICAL STANDARDS

				DATE	DIAGRAM
				ISSUE	DRAWN
					1-12-43

U.P. SPEC.-230

DINER



ORIG. RE. N<sup>o</sup>. 351  
RE. N<sup>o</sup>. 2451 4051

LT. WT. 83800

TOTAL WT. 160800

LT. WT. 77000

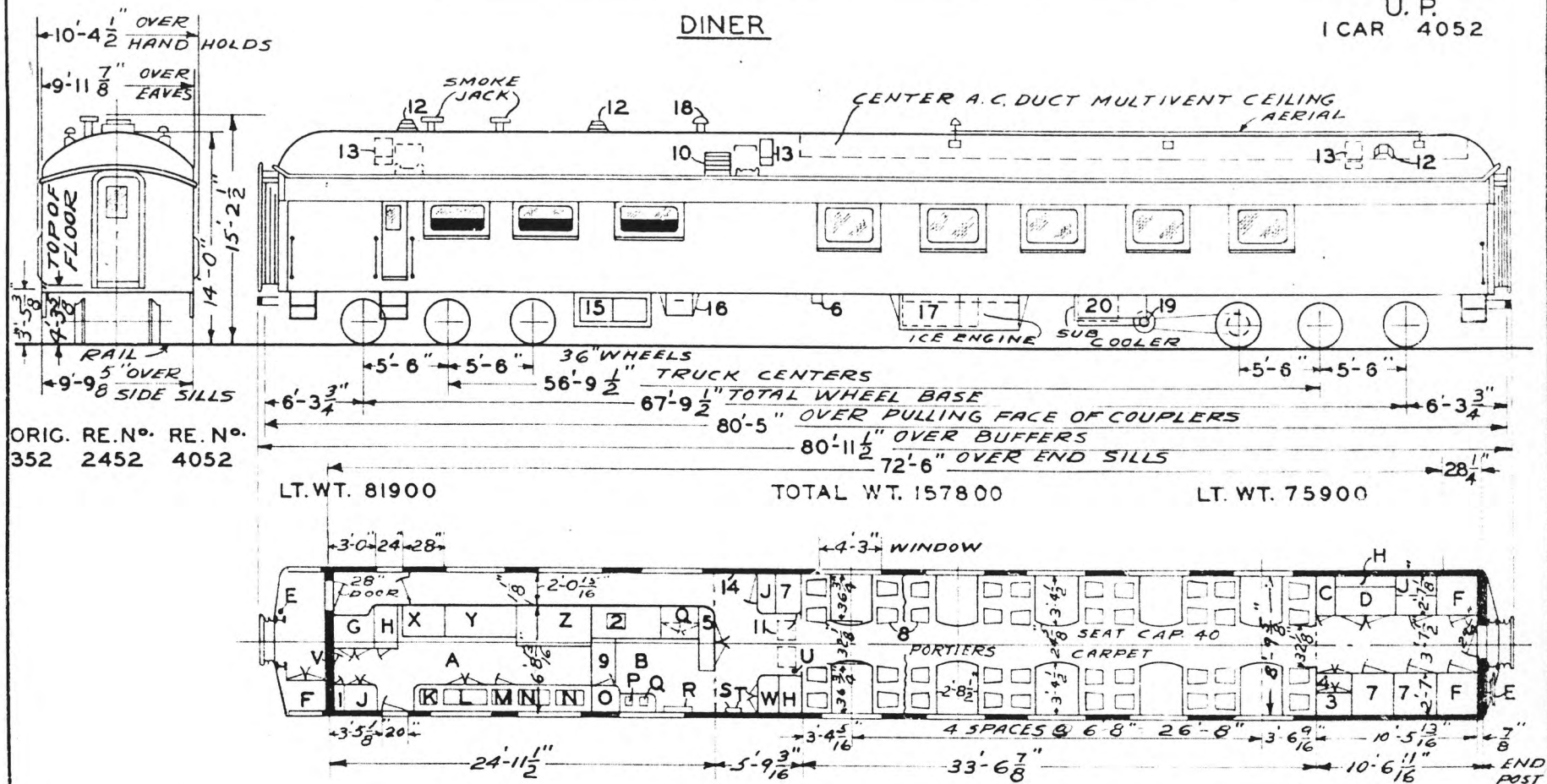
- A-KITCHEN
- B-PANTRY
- C-CIGAR LOCKER & COAT LOCKER
- D-WINE REF.
- E-HAND BRAKE
- F-BEDDING LOCKERS
- G-MEAT REF. ICE COOLED
- H-ICE COMPT.
- J-CLOTHES LOCKERS
- K-MILK WELL
- L-FISH BASKET
- M-POULTRY LOCKER
- N-SINKS
- O-SUPPLY LOCKER
- P-SILVER SINK
- Q-ICE WELL
- R-TRAY RACK
- S-ANNUNCIATOR-EDWARDS
- T-FOLDING LAV.
- U-FIRE EXT.-PYRENE
- V-CREEP DOOR 22 1/2 x 4'-0"
- W-FRUIT REF. ICE COOLED
- X-BROILER
- Y-RANGE
- Z-STEAM TABLE

- 1-BROOM CLOSET
- 2-ICE CREAM WELL
- 3-STATIONARY LOCKER & STEWARDS DESK
- 4-CASH DRAWERS & LOCKER BELOW
- 5-ELECTRIC LOCKER
- 6-BATTERY CHARGING REC. TYPE BCRA-100
- 7-LINEN LOCKERS
- 8-DINING CHAIRS-MANDEL BROS.
- 9-DROP BOARD
- 10-FRESH AIR INTAKE-1 FILTER 6"x16"x20"
- 11-REC. AIR GRILLE 2 FILTERS 6"x16"x20"
- 12-EXH. FAN 9" DIEHL MFG. CO.
- 13-ICE HATCHES
- 14-WRECKING TOOLS
- 15-SUPPLY BOX
- 16-MOTOR GEN. BOX
- 17-BATT'S, ELEC. STOR. BATT. CO.
- 18-ELEC. LOCKER VENT 6" GLOBE
- 19-GENERATOR S.C.H. & L. CO. 5 KW.
- 20-FUEL BOX-3 PROPANE TANKS

- AXLES-5X9"
- WATER SYSTEM- GRAVITY
- STEAM HEAT-VAPOR CO. FLOOR AND OVERHEAD (UNIT FIN RADIATION)
- WATER FILTER GIESSEL N<sup>o</sup> 4
- SASH-1/4" SAFETY INSIDE 1/4" PLATE OUTSIDE

BUILT-P.C. & M. CORP. 1914  
 REMODELED-OMAHA SHOPS-1938  
 A. C. WAUKESHA CARRIER-1938  
 FLOOR PLAN-235-CB-22382  
 FLOOR PLAN-237-CB-23252-1942  
 UNION PACIFIC RAILROAD CO.  
 RESEARCH AND MECHANICAL STANDARDS

				DATE	DIAGRAM
				ISSUE	DRAWN
					1-12-43



ORIG. RE. N° 352  
 RE. N° 2452  
 RE. N° 4052

- A - KITCHEN
- B - PANTRY
- C - CIGAR LOCKER & COAT LOCKER
- D - WINE REF.
- E - HAND BRAKES
- F - BEDDING LOCKERS
- G - MEAT REF. ICE COOLED
- H - ICE COMPT.
- J - CLOTHES LOCKERS
- K - MILK WELL
- L - FISH BASKET
- M - POULTRY LOCKER
- N - SINKS
- O - SUPPLY LOCKER
- P - SILVER SINK
- Q - ICE WELL
- R - TRAY RACK
- S - ANNUNCIATOR
- T - FOLDING LAV.
- U - FIRE EXT.-PYRENE
- V - CREEP DOOR 22 1/2 x 4'-0"
- W - FRUIT REF.-ICE COOLED
- X - BROILER
- Y - RANGE
- Z - STEAM TABLE

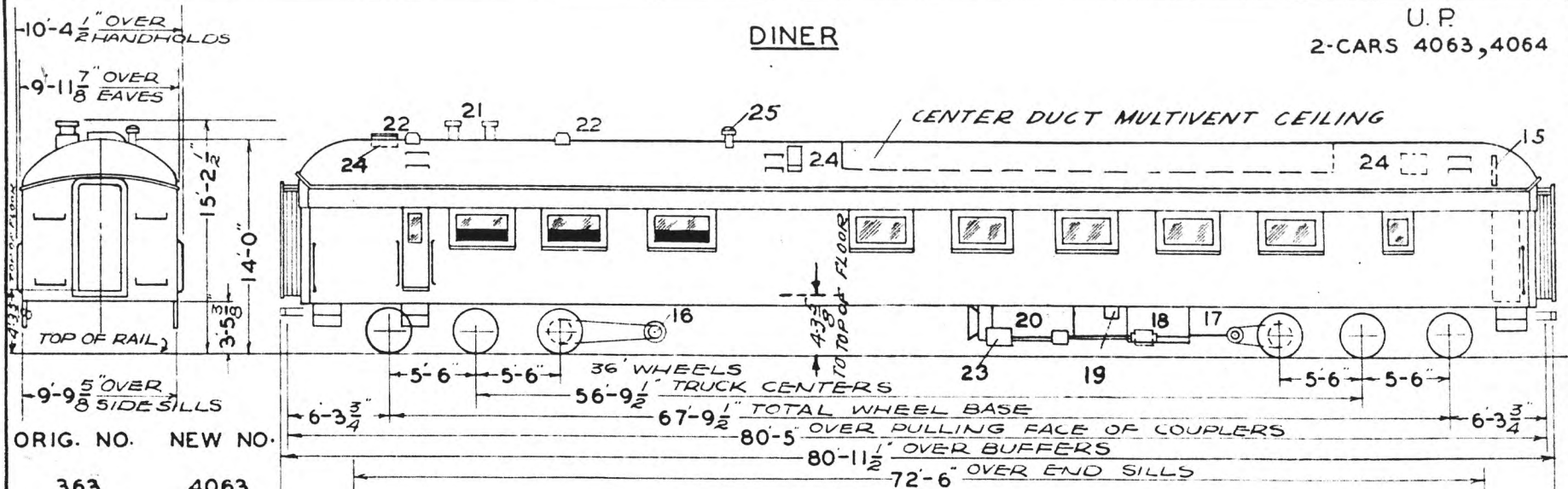
- 1 - BROOM CLOSET
- 2 - ICE CREAM WELL
- 3 - STATIONARY LOCKER & STEWARDS DESK
- 4 - CASH DRAWERS & LOCKER BELOW (ABOVE)
- 5 - ELECTRIC LOCKER
- 6 - BATT. CHARGING REC. TYPE BCRA-100
- 7 - LINEN LOCKERS
- 8 - DINING CHAIRS-GEN. FIREPROOFING CO.
- 9 - DROP BOARD
- 10 - FRESH AIR INTAKE-1 FILTER 8x16x20"
- 11 - REC. AIR GRILLE-2 FILTERS 8x16x20"
- 12 - EXH. FAN 9 DIEHL MFG. CO.
- 13 - ICE HATCHES
- 14 - WRECKING TOOLS
- 15 - SUPPLY BOX
- 16 - MOTOR GEN. BOX
- 17 - BATT. EXIDE TYPE ETPA-19 500 A.H.
- 18 - ELEC. LOCKER VENT & GLOBE
- 19 - GENERATOR-S.C.H. & L. CO. 5 KW.
- 20 - FUEL TANK BOX-3 PROPANE TANKS

- AXLES 5" X 9"
- WATER SYSTEM- GRAVITY
- STEAM HEAT- VAPOR CO. - FLOOR AND OVERHEAD- UNIT FIN RADIATION
- WATER FILTER GIESSEL N° 4
- SASH 1/4" SAFETY INSIDE
- " 1/4" PLATE OUTSIDE
- END DOOR LOCKS- PUSH PULL TYPE DAYTON N° 1319
- BUILT- P.C. & M. CORP. 1914
- REMODELED OMAHA SHOPS 1939
- A.C. WAUKESHA- CARRIER 1939
- FLOOR PLAN 235 CB 22053
- 237 CB 23252-1942
- UNION PACIFIC RAILROAD CO.
- RESEARCH AND MECHANICAL STANDARDS

					DIAGRAM P-4-22
					DRAWN 1-12-43

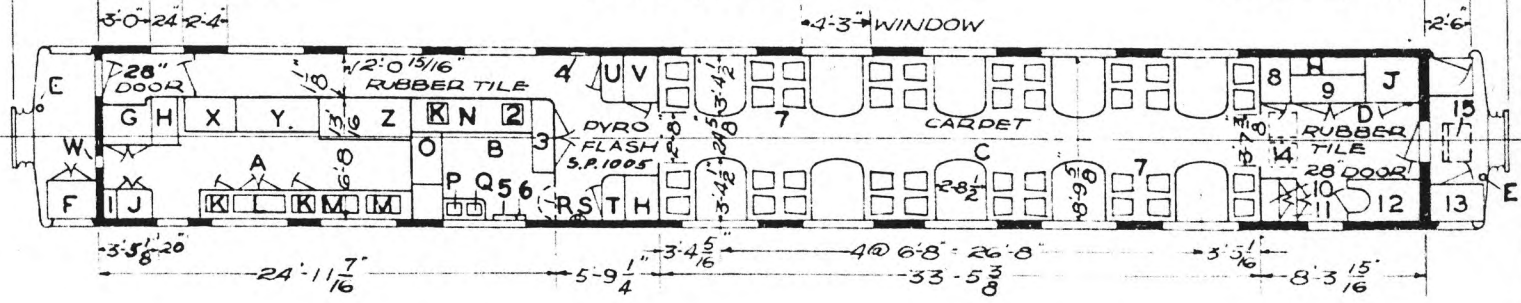


DINER



ORIG. NO.	NEW NO.
363	4063
364	4064

LT. WT. 82700                      TOTAL 161000                      LT. WT. 78300



- A - KITCHEN
- B - PANTRY
- C - DINING ROOM SEAT. CAP. 40
- D - STEWARDS END
- E - HAND BRAKE
- F - BEDDING LOCKER
- G - MEAT REF. - ICE COOLED
- H - ICE COMPARTMENT
- I - CLOTHES LOCKER
- J - ICE BOX
- K - STORAGE REF.'G
- L - SINK
- M - TABLE. REF. BELOW-LKR. ABOVE
- N - FOLDING TABLE
- O - SILVER SINK
- P - CHIPPED ICE WELL
- Q - FIRE EXT. PYRENE
- R - FOLDING LAV.
- S - FRUIT - REF. - ICE
- T - SILVER LOCKER
- U - LINEN LOCKER
- V - LOUVER GRILL
- W - BROILER
- X - RANGE
- Y - STEAM TABLE
- Z -

- 1 - BROOM LOCKER
- 2 - ICE CREAM WELL
- 3 - ELECTRIC LOCKER - 3 GLOBE VENT
- 4 - WRECKING TOOLS
- 5 - ANNUNCIATOR
- 6 - TRAY RACK
- 7 - DINING CHAIRS
- 8 - CIGAR LOCKER
- 9 - WINE REFRIGERATOR
- 10 - STEWARDS DESK
- 11 - CASH DRAWERS
- 12 - STORAGE LOCKERS
- 13 - LOCKER
- 14 - RECIRCULATING AIR GRILL - 2 FILTERS 6"X16"X20"
- 15 - FRESH AIR INTAKE - 1 FILTER 6"X16"X20"
- 16 - GENERATOR - 5-KW
- 17 - DRIVE - No. 5-C
- 18 - BATTERIES M.V.A.H. - 29 EXIDE
- 19 - BATT. CHARGING RECPT. - B.C.R.B. - 100
- 20 - COMPRESSOR
- 21 - SMOKE JACKS
- 22 - EXH. FANS - 9" DIEHL MFG. CO.
- 23 - STANDBY MOTOR
- 24 - ICE HATCH
- 25 - ELEC. LOCKER - VENT. 6" GLOBE

AXLES 5"X9"  
WATER SYSTEM - GRAVITY  
STEAM HEAT - VAPOR CO. - FLOOR & OVERHEAD - UNIT FIN RADIATION  
WATER FILTER - GIESSEL No. 4  
SASH - 1/4" PLATE CLASS - INSIDE & OUTSIDE.

BUILT - P.C. & M. CORP. - 1914  
REMODELED - OMAHA SHOPS - 1937  
A.C. - P.C.M. CO. - 1937  
FLOOR PLAN - 235-CB-22139

UNION PACIFIC RAILROAD CO.  
RESEARCH AND  
MECHANICAL STANDARDS

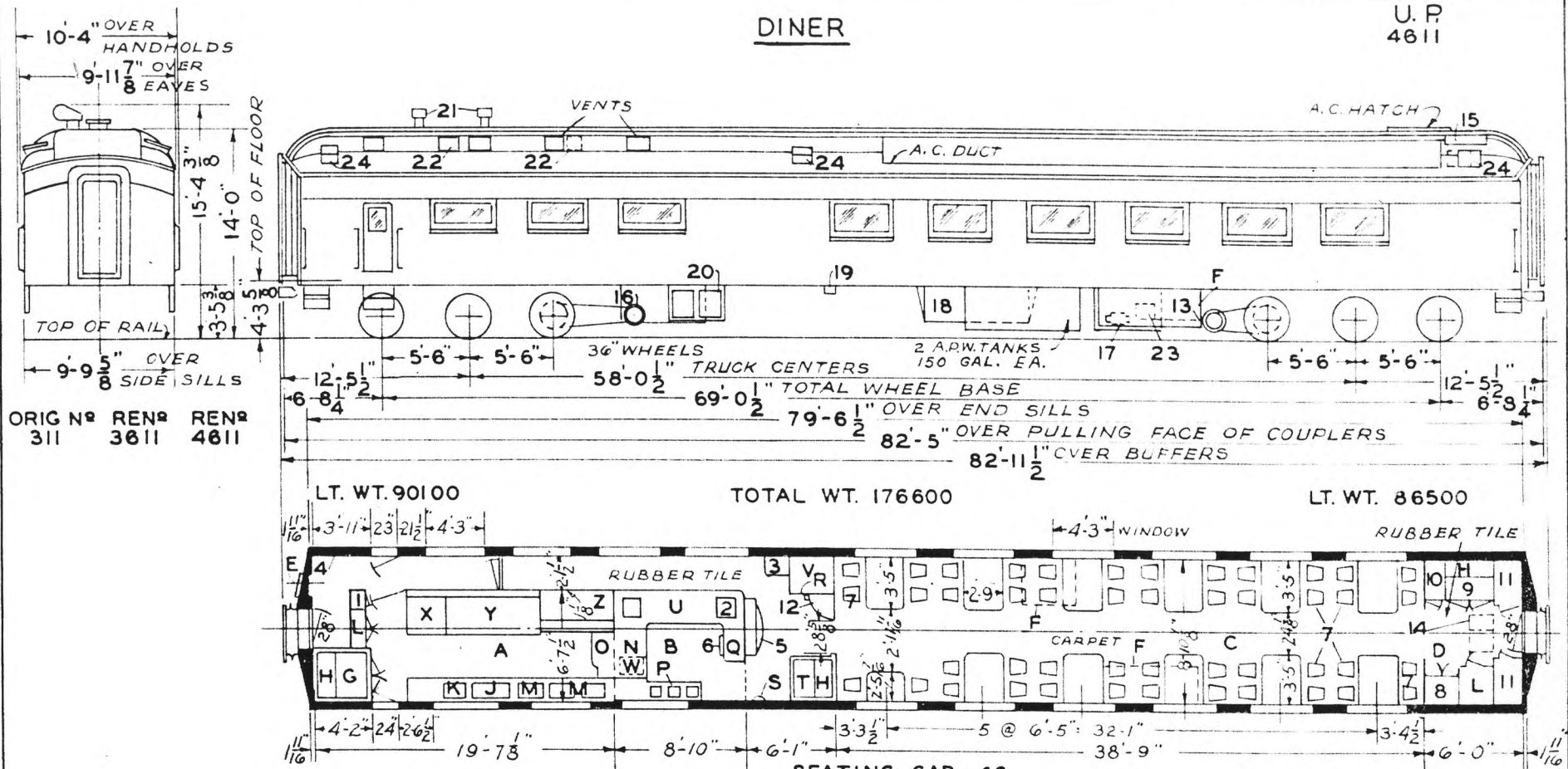
				12-10-41	DIAGRAM P-4-24
			A	ISSUE DATE	DRAWN 10-27-41





# DINER

U. P.  
4611



ORIG NO 311  
REN# 3611  
REN# 4611

LT. WT. 90100

TOTAL WT. 176600

LT. WT. 86500

SEATING CAP. - 46

- A - KITCHEN
- B - PANTRY
- C - DINING ROOM
- D - STEWARDS END
- E - HAND BRAKE
- F - BEDDING LOCKER
- G - MEAT REF. - ICE COOLED
- H - ICE COM.P.
- J - CHILL BOX
- K - ICE WELL & PASTRY CAB.
- L - STORAGE LOCKER
- M - SINK
- N - TABLE - WARMING LOCKER
- O - TABLE
- P - SINKS
- Q - CHIPPED ICE WELL
- R - FIRE EXT.
- S - FOLDING LAV.
- T - FRUIT REF. - ICE COOLED
- U - REFRIGERATOR
- V - LINEN LOCKER
- W - GARBAGE CAN
- X - BROILER
- Y - RANGE
- Z - STEAM TABLE

- 1 - BROOM & SOILED LINEN LOCKER
- 2 - ICE CREAM WELL
- 3 - ELECTRIC LOCKER
- 4 - WRECKING TOOLS
- 5 - SIDE BOARD - REG. LOCKER - BELOW
- 6 - TRAY RACK
- 7 - DINING CHAIRS
- 8 - STEWARDS DESK & CIGAR LOCKER
- 9 - WINE LOCKER - ICE COOLED
- 10 - STEWARDS LOCKER
- 11 - CREWS LOCKER
- 12 - WATER COOLER - ICE
- 13 - AXLE DRIVE
- 14 - RECIRCULATED AIR GRILLE  
2 FILTERS - 2' X 16" X 20" IN A.C. UNIT
- 15 - FRESH AIR INTAKE  
2 FILTERS - 4' X 9" X 25"
- 16 - GENERATOR - 4 KW - S.C.H. & L. CO.
- 17 - COMPRESSOR
- 18 - BATTERIES - A-10-HW-375 AMP - EDISON CO.
- 19 - BATT. CHARGING RECPT. - BCRA-100
- 20 - SUPPLY BOXES
- 21 - SMOKE JACKS
- 22 - EXH. FANS
- 23 - STANDBY MOTOR & SPEED CONTROL
- 24 - ICE HATCH

ROLLER BEARINGS  
AXLES 5-1/2" X 10" FOR 5X9" CONDITIONS  
WATER SYSTEM - AIR PRESSURE  
STEAM HEAT - VAPOR CO.  
OVERHEAD - UNIT FIN RADIATION

SASH 1/4" SAFETY - INSIDE 1/4" PLATE  
OUTSIDE

BUILT - P.C. & M. CORP. - 1927  
A.C. - P.S.C.M.CO - 1932  
FLOOR PLAN - D-CB-21119  
REMODELED KIT. & PANTRY 286-CB-23968

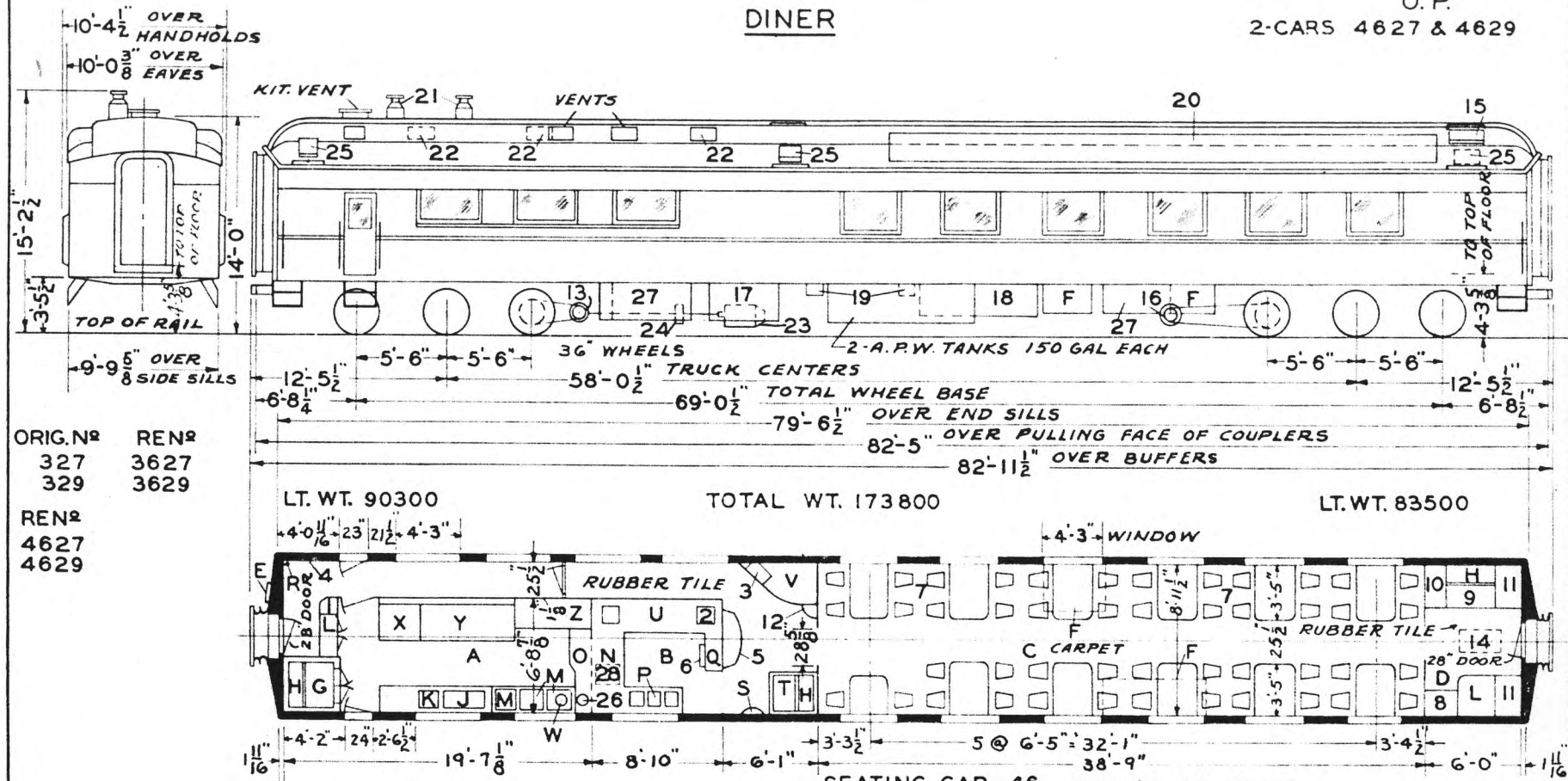
UNION PACIFIC RAILROAD CO.  
RESEARCH AND  
MECHANICAL STANDARDS

				DATE	DIAGRAM
					P-4-26
				ISSUE	DRAWN
					9-1-49

U.P. SPEC. 319

# DINER

U.P.  
2-CARS 4627 & 4629



ORIG. N<sup>o</sup> REN<sup>o</sup>  
327 3627  
329 3629

REN<sup>o</sup>  
4627  
4629

- A - KITCHEN
- B - PANTRY
- C - DINING ROOM
- D - STEWARDS END
- E - HANDBRAKE
- F - BEDDING LOCKER BELOW
- G - MEAT REFRIG. - ICE COOLED
- H - ICE COMPT.
- J - CHILL BOX
- K - ICE WELL & PASTRY CAB.
- L - STORAGE LOCKER
- M - SINKS
- N - TABLE - WARMING LOCKER
- O - TABLE
- P - SINKS
- Q - CHIPPED ICE WELL
- R - FIRE EXT.
- S - FOLDING LAV.
- T - FRUIT REF. - ICE COOLED
- U - REFRIGERATOR
- V - LINEN LOCKER
- W - SURGE ELECT. DISH - WASHER
- X - BROILER
- Y - RANGE
- Z - STEAM TABLE

- 1 - BROOM & SOILED LINEN LOCKER
- 2 - ICE CREAM WELL
- 3 - ELECTRIC LOCKER
- 4 - WRECKING TOOLS
- 5 - SIDEBORD - REGULATOR LOCKER BELOW
- 6 - TRAY RACK
- 7 - DINING CHAIRS - KARPEN SP 1817 1/2
- 8 - STEWARDS DESK & CIGAR LOCKER
- 9 - WINE REFRIGERATOR
- 10 - STEWARDS LOCKER
- 11 - CREWS LOCKER
- 12 - WATER COOLER - ICE
- 13 - AXLE DRIVE
- 14 - RECIRCULATED AIR GRILLE  
2 - FILTERS - 2x16x20" IN A.C. UNIT
- 15 - FRESH AIR INTAKE  
2 - FILTERS - 4x9x25"
- 16 - GENERATOR 4 K.W. - S.C.H. & L. CO.
- 17 - COMPRESSOR
- 18 - BATTERIES
- 19 - BATT. CHARGING REC'PT. - ANDERSON - C - 1569
- 20 - A.C. DUCT
- 21 - SMOKE JACKS
- 22 - EXH. FANS - 10"
- 23 - STANDBY MOTOR
- 24 - SPEED CONTROL
- 25 - ICE HATCH
- 26 - WATER HEATER
- 27 - SUPPLY BOXES
- 28 - GARBAGE CAN

ROLLER BEARINGS  
AXLES 5 1/2 x 10" FOR 5x9" CONDITIONS ON 4629  
AXLES 5" x 9" ON 4627  
WATER SYSTEM - AIR PRESSURE  
STEAM HEAT - VAPOR CO.  
OVERHEAD - UNIT FIN RADIATION  
SASH - 1/4" PLATE GLASS INSIDE & OUT  
END DOOR LOCK - PUSH PULL TYPE  
DAYTON 7304 ON 4629  
BUILT - P.C. & M. CORP. - 1929  
A.C. - P.S.C.M. CO. - 1932  
FLOOR PLAN - 234-CB-21755  
REMODELED KIT. & PANTRY 286-CB-23968

UNION PACIFIC RAILROAD CO.  
RESEARCH AND  
MECHANICAL STANDARDS

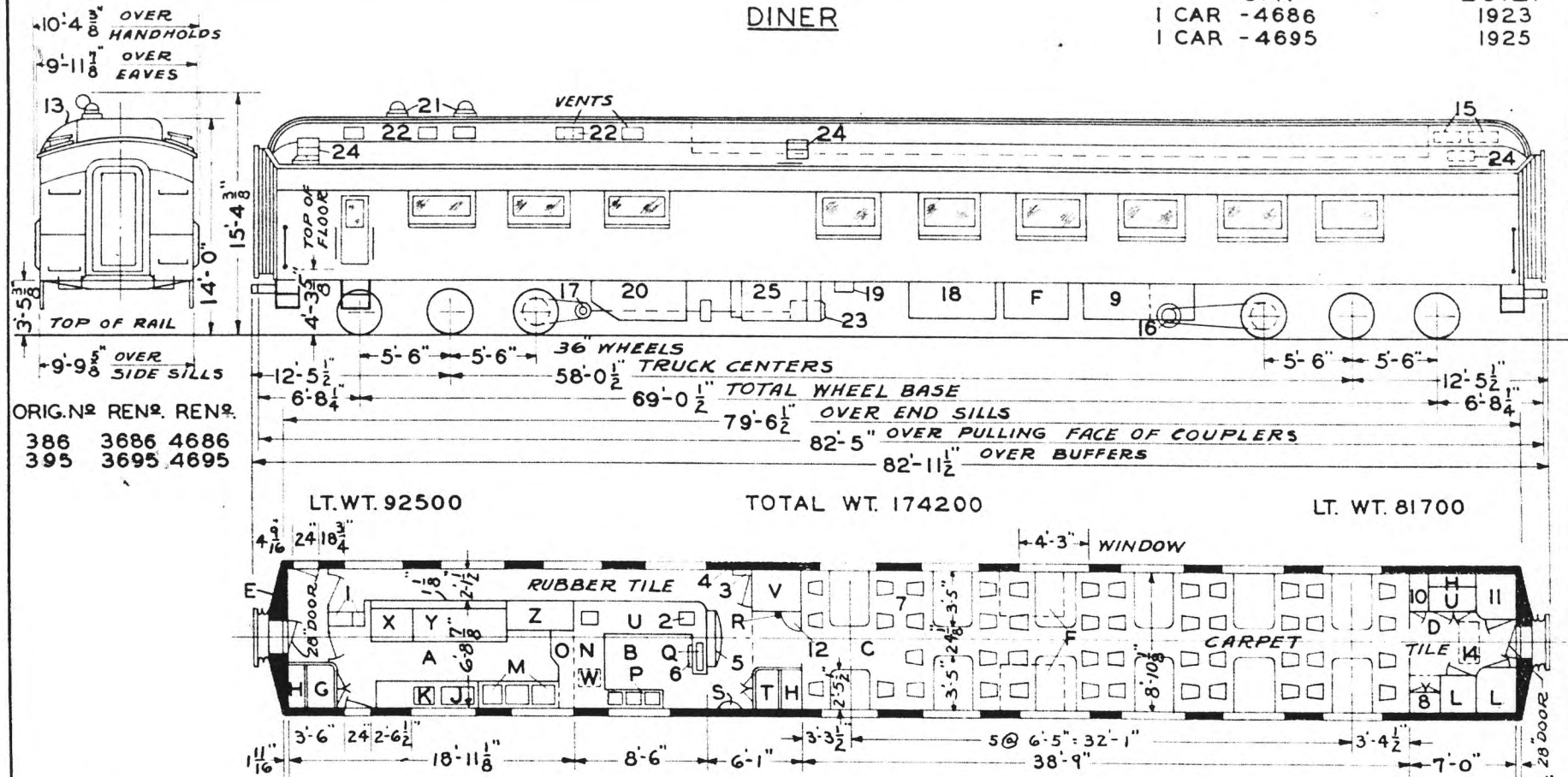
					ISSUE DATE	DIAGRAM
						P-4-27
						DRAWN
						12-10-46

U.P. SPEC. 319

# DINER

U. P.  
1 CAR - 4686  
1 CAR - 4695

BUILT  
1923  
1925



ORIG. NO	REN. NO.	REN. NO.
386	3686	4686
395	3695	4695

LT. WT. 92500

TOTAL WT. 174200

LT. WT. 81700

- A - KITCHEN
- B - PANTRY
- C - DINING ROOM-SEATS 46
- D - STEWARDS END
- E - HANDBRAKE
- F - BEDDING LOCKER
- G - MEAT REF. - ICE
- H - ICE COMPT.
- J - CHILL BOX
- K - ICE WELL PASTRY CAB.
- L - STORAGE LOCKER
- M - SINKS
- N - TABLE-WARMING LKR.
- O - TABLE
- P - SINKS
- Q - CHIPPED ICE WELL
- R - FIRE EXT.
- S - FOLDING LAV.
- T - FRUIT REF. - ICE
- U - REFRIGERATOR
- V - LINEN LOCKER
- W - GARBAGE CAN
- X - BROILER
- Y - RANGE
- Z - STEAM TABLE
- 1 - BROOM LOCKER & WARDROBE
- 2 - ICE CREAM WELL
- 3 - ELECTRIC LOCKER
- 4 - WRECKING TOOLS
- 5 - SIDEBOARD-REGULATOR
- 6 - TRAY RACK
- 7 - DINING CHAIRS
- 8 - STEWARDS DESK
- 9 - SUPPLY BOX
- 10 - STEWARDS LOCKER
- 11 - CREWS LOCKER
- 12 - WATER COOLER-ICE
- 13 - A. C. DUCT
- 14 - RECIRCULATED AIR GRILLE  
2 FILTERS - 2'x16'x20"
- 15 - FRESH AIR INTAKE  
2 FILTERS - 4'x9'x25"
- 16 - GENERATOR 4 K.W.
- 17 - DRIVE N° 5
- 18 - BATTERIES
- 19 - BATTERY CHARGING RECPT.
- 20 - BRINE TANK-4685  
SUPPLY BOX-4691
- 21 - SMOKE JACK
- 22 - EXH. BLOWERS
- 23 - STANDBY MOTOR
- 24 - ICE HATCH
- 25 - COMPRESSOR

AXLES 5"x9"  
WATER SYSTEM - GRAVITY  
STEAM HEAT-VAPOR CO.  
OVERHEAD UNIT FIN RADIATION  
SASH-1/4" PLATE GLASS-INSIDE & OUT

FLOOR PLAN-D-CB-20525  
A. C. - P. S. C. M. CO. - 1935

REMODELED KIT & PANTRY-286-CB-23968

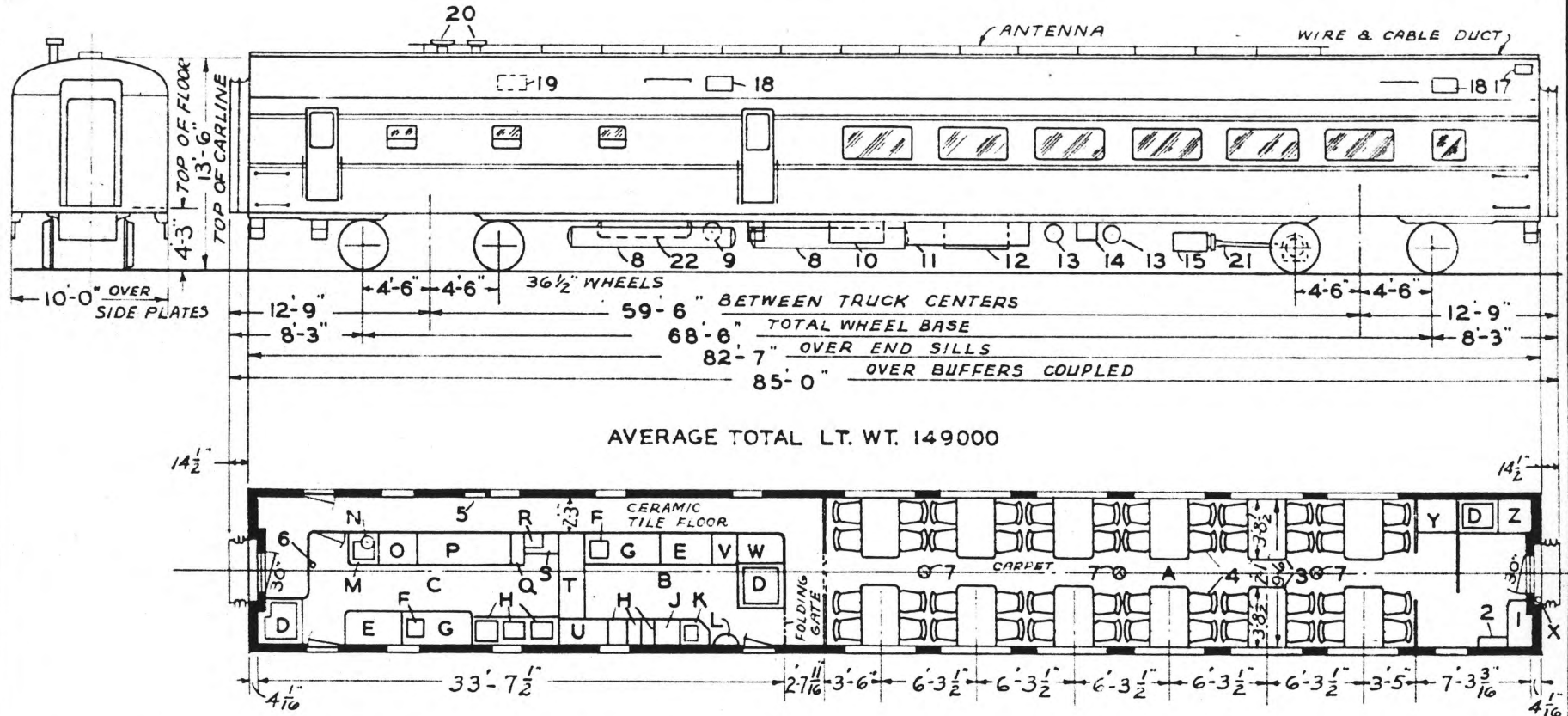
UNION PACIFIC RAILROAD CO.  
RESEARCH AND  
MECHANICAL STANDARDS

				DIAGRAM
				P-4-28
				DRAWN
				12-10-46

U.P. SPEC 319

# DINER

U.P.  
17-CARS 4800-4816



AVERAGE TOTAL LT. WT. 149000

- A - DINING ROOM-SEAT CAP.-48
- B - PANTRY
- C - KITCHEN
- D - REFRIGERATOR
- E - DRY ICE BOX
- F - ICE WELL
- G - CHILL BOX
- H - SINKS
- J - TRAY
- K - CHIPPED ICE WELL
- L - WASHSTAND-FOLDING A&W# 251
- M - FISH BOX
- N - WATER HEATER -GAS
- O - BROILER
- P - RANGE
- Q - PAN LOCKER
- R - WASH BASIN-STAINLESS STL.
- S - TABLE
- T - STEAM TABLE
- U - DISH SLIDE
- V - SILVER DRAWER
- W - LINEN LOCKER
- X - HAND BRAKE
- Y - STEWARDS DESK
- Z - CLOTHES LOCKER

- 1 - ELECTRIC LOCKER
- 2 - A. C. LOCKER
- 3 - TABLES
- 4 - CHAIRS
- 5 - WRECKING TOOL-FIRE EXT.-FIRST AID KIT & FLASH LIGHT CABINET
- 6 - FIRE EXT.
- 7 - RADIO LOUD SPEAKER
- 8 - WATER TANK -200 GAL. EACH
- 9 - WATER PRES. RES.
- 10 - FRIGIDAIRE A. C. COMPRESSOR ER 3684
- 11 - BATTERY BOX
- 12 - FRIGIDAIRE EVAP CONDENSER ER-2810
- 13 - MOTOR ALTERNATOR MG-17
- 14 - FUEL CABINET
- 15 - MOTOR GENERATOR G.M.G.-150-A2
- 16 - AIR SUPPLY RESERVOIRS
- 17 - EXHAUST VENT
- 18 - FRESH AIR INTAKE VENT
- 19 - KITCHEN EXHAUST VENT
- 20 - SMOKE JACKS
- 21 - SPICER DRIVE

- ROLLER BEARINGS.
- AXLES - 6"X11"
- WATER SYSTEM-AIR PRESSURE.
- STEAM HEAT-UNIT FIN RADIATION VAPOR CO.
- SASH - 1/4" SAFETY GLASS INSIDE 1/4" SOLEX GLASS OUTSIDE
- COUPLER-TIGHTLOCK - TYPE-H.
- DRAFT GEAR-WAUGHMAT TWIN CUSHION.

BUILT A.C.F. CO. - 1949  
FLOOR PLAN 7667157 - LOT 3032

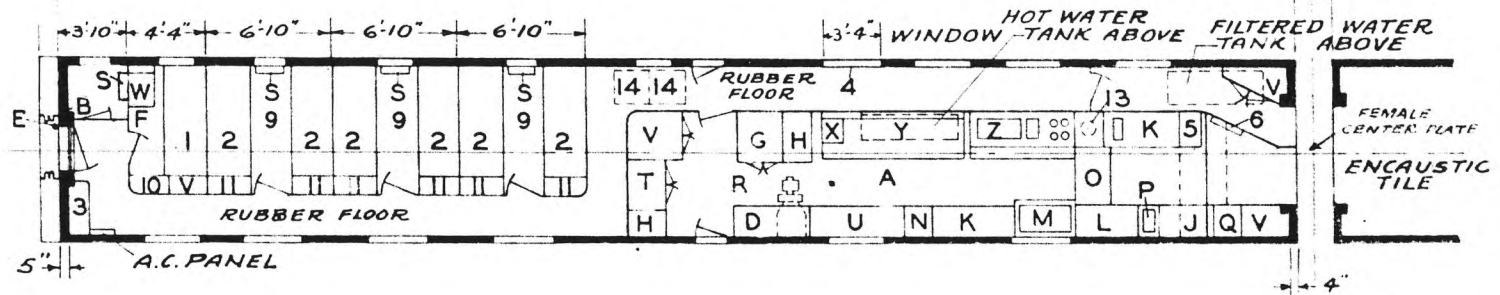
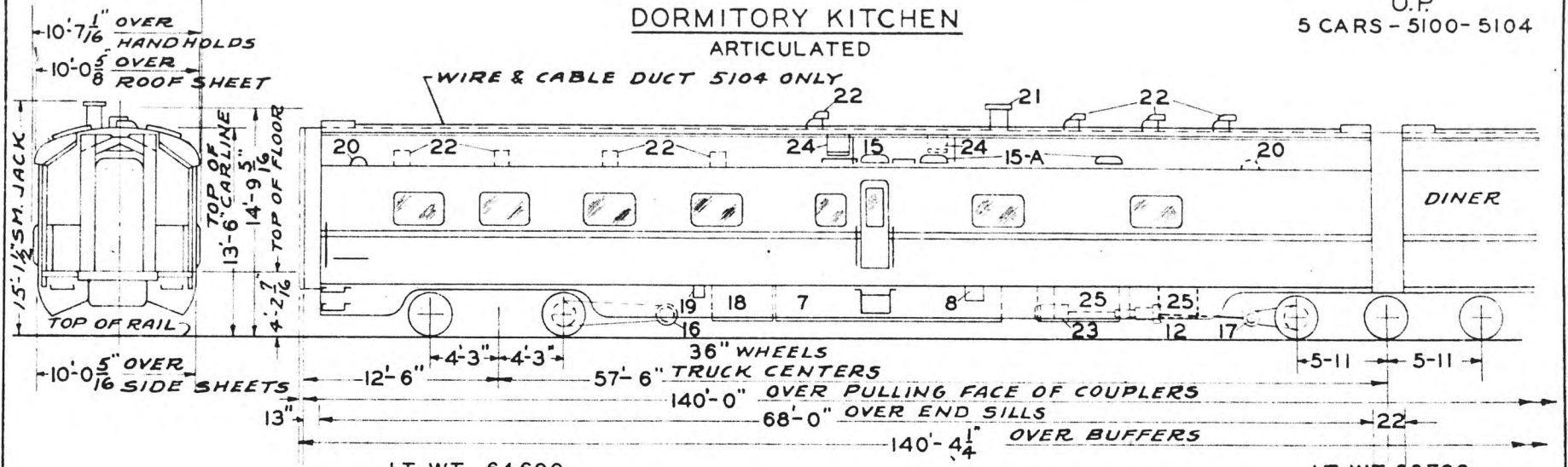
UNION PACIFIC RAILROAD CO.  
RESEARCH AND  
MECHANICAL STANDARDS

					DIAGRAM P-4-29
					DRAWN 9-1-49

# DORMITORY KITCHEN

ARTICULATED

U.P.  
5 CARS - 5100-5104



- A - KITCHEN
- B - SHOWER
- C -
- D - OPEN SHELVES - FUEL BELOW
- E - HAND BRAKE
- F - STEWARDS' ROOM
- G - MEAT REFRIG. - ICE COOLED
- H - ICE COMPARTMENT
- J - CHILL BOX
- K - DRY ICE CABINET
- L - DISH SLIDE - SILVER BELOW
- M - SINK
- N - MILK WELL
- O - REMOVABLE TABLE
- P - SILVER SINK
- Q - CHIPPED ICE WELL
- R - FIRE EXTS. ABOVE
- S - FOLDING LAV. A & W N<sup>o</sup> 251
- T - FRUIT REF. - ICE COOLED
- U - CUT MEAT & FISH DRAWERS
- V - LINEN LOCKER
- W - ENCLOSED HOPPER & LAV. HOPPER N<sup>o</sup> 118 DUNNER LAV.
- X - BROILER A & W. N<sup>o</sup> 251
- Y - RANGE
- Z - STEAM TABLE

- 1 - UPPER & LOWER BUNKS
- 2 - 3-TIER BUNKS
- 3 - ELECTRIC LOCKER
- 4 - WRECKING TOOLS ABOVE WINDOW
- 5 - SILVER DRAWERS
- 6 - TRAY RACK
- 7 - 2-APWS TANKS 200 GALS. EACH
- 8 - WATER FILLING VALVES
- 9 - CREWS ROOMS
- 10 - STEWARDS LOCKER
- 11 - CREW LOCKERS
- 12 - SPEED CONTROL
- 13 - HOT WATER FOR T & COFFEE - CUP LOCKER
- 14 - RECIRCULATED AIR GRILLE BELOW
- 15 - FRESH AIR INTAKE - A.C. 2-FILTERS 6"x9"x25"
- 15-A - FRESH AIR INTAKES - KITCHEN 9x25" FARR FILTER
- 16 - GENERATOR - 5 KW
- 17 - DRIVE - N<sup>o</sup> 5-C
- 18 - BATTERIES
- 19 - BATT. CHARGING RECEP'T.
- 20 - EXH. FANS - 7 1/2"
- 21 - SMOKE JACK - STATIONARY
- 22 - EXH. FANS - 10"
- 23 - STANDBY MOTOR
- 24 - ICE HATCH

AXLES 6 1/2" x 12" - ROLLER BEARINGS.  
 WATER SYSTEM - AIR PRESSURE.  
 STEAM HEAT - VAPOR CO. - FLOOR & OVERHEAD - UNIT FIN RADIATION.  
 KOLAX BLOWER UNIT IN ASH PIT OF RANGE.  
 SASH - 1/4" SAFETY - INSIDE - HINGED 3/16" PLATE OUTSIDE.  
 TIGHT LOCK COUPLER INTEGRAL YOKE SINGLE WAUGHMAT DRAFT GEAR

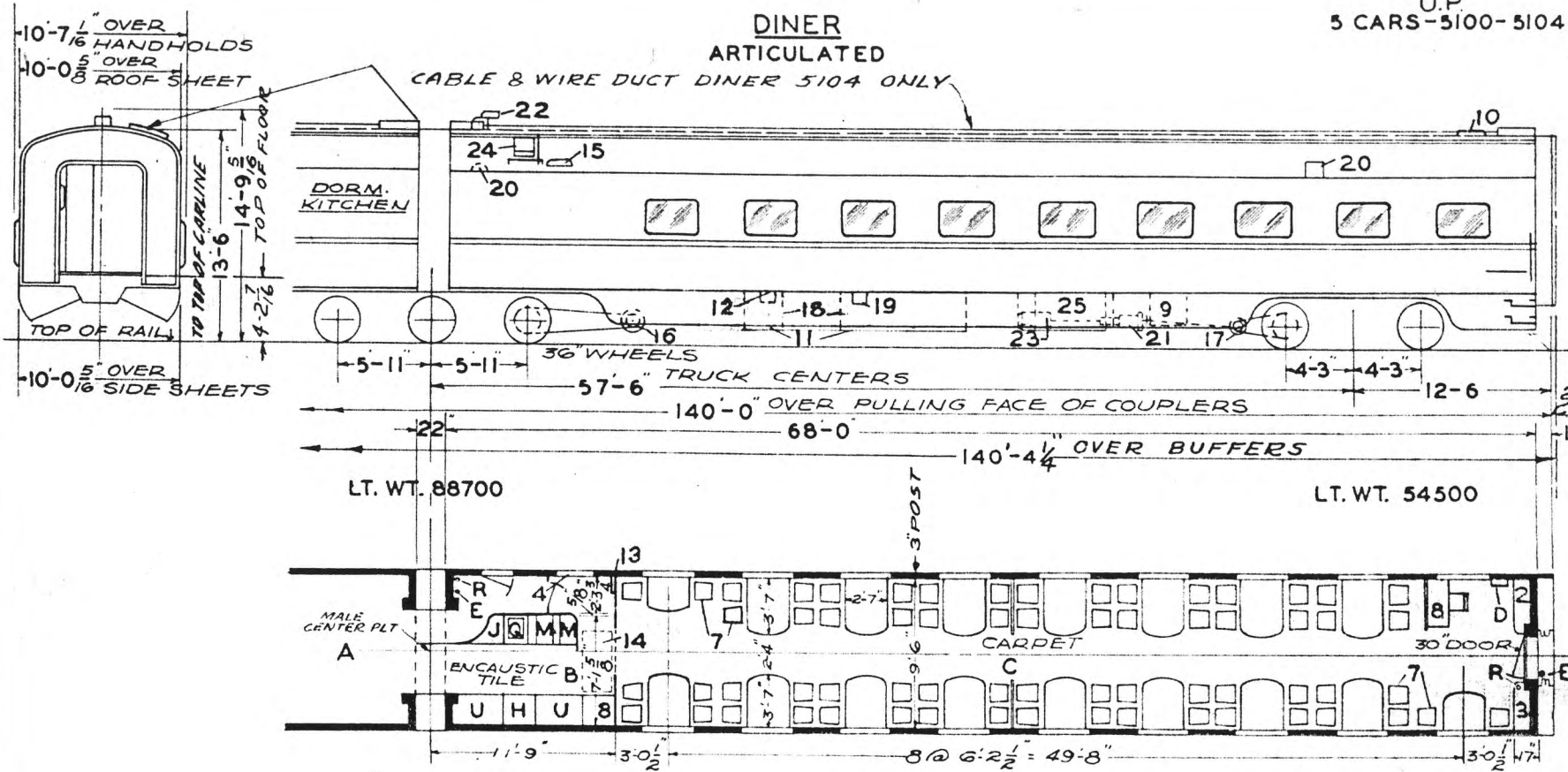
BUILT - P.S.C. MFG. CO. - 1937.  
 REMODELED - OMAHA SHOPS - 1937.  
 A.C. - P.S.C.M.CO. - 1937.  
 REMODELED - OMAHA SHOPS - 1944 & 45  
 FLOOR PLAN - 235-CB-22235

UNION PACIFIC RAILROAD CO.  
 RESEARCH AND  
 MECHANICAL STANDARDS

- 25 - COMPRESSOR
- 26 - EVAPORATIVE SUB-COOLER - WAUGHMAT

P.S.C.M. CO.  
 LOT-6510

	7-27	12-10	1-12	DATE	DIAGRAM
	50	46	43		P-4-30
				ISSUE	DRAWN
				CBA	10-27-41



- A - KITCHEN
- B - PANTRY
- C - DINING ROOM - SEAT CAP. 68
- D - VACUUM CLEANER RECEPT.
- E - HAND BRAKE
- F
- G
- H - ICE COMP.
- I - CHILL BOX
- J
- K
- L
- M - SINK
- N
- O
- P
- Q
- R - CHIPPED ICE WELL
- S - FIRE EXT.
- T
- U - REFRIGERATOR
- V
- W
- X
- Y
- Z

- 1 - A.C. CONTROL LOCKER
- 2 - ELECTRIC LOCKER
- 3 - WRECKING TOOLS ABOVE WINDOW
- 4
- 5
- 6
- 7 - DINING CHAIRS UP. 1001
- 8 - STEWARDS DESK
- 9 - EVAPORATIVE SUB-COOLER - WAUKESHA
- 10 - VENT
- 11 - 1-A.P.W.S. TANK 200 GAL.
- 12 - WATER FILLING VALVES
- 13 - A.C. PIPE STACK
- 14 - RECIRCULATED AIR GRILLE  
2 FILTERS - 8' X 20' X 20"
- 15 - FRESH AIR INTAKE  
2 FILTERS - 6' X 9' X 25"
- 16 - GENERATOR - 5 KW.
- 17 - DRIVE #5 C
- 18 - BATTERIES
- 19 - BATT. CHARGING RECP'T. -
- 20 - EXH. FAN - 7-1/2"
- 21 - SPEED CONTROL
- 22 - EXH. FAN - 10"
- 23 - STANDBY MOTOR
- 24 - ICE HATCH
- 25 - COMPRESSOR

AXLES 6 1/2" x 12" - ROLLER BEARINGS  
 WATER SYSTEM - AIR PRESSURE  
 STEAM HEAT-VAPOR CO.-FLOOR AND  
 OVERHEAD-UNIT FIN RADIATION  
 SASH- 1/4" SAFETY INSIDE - HINGED  
 3/16" PLATE OUTSIDE  
 TIGHT LOCK COUPLER INTEGRAL YOKE  
 SINGLE WAUGH-MAT DRAFT GEAR

BUILT - P.S.C. MFG. CO. - 1937  
 A.C. P.S.C.M.CO. - 1937  
 FLOOR PLAN - 235-CB-22234

UNION PACIFIC RAILROAD CO.  
 RESEARCH AND  
 MECHANICAL STANDARDS

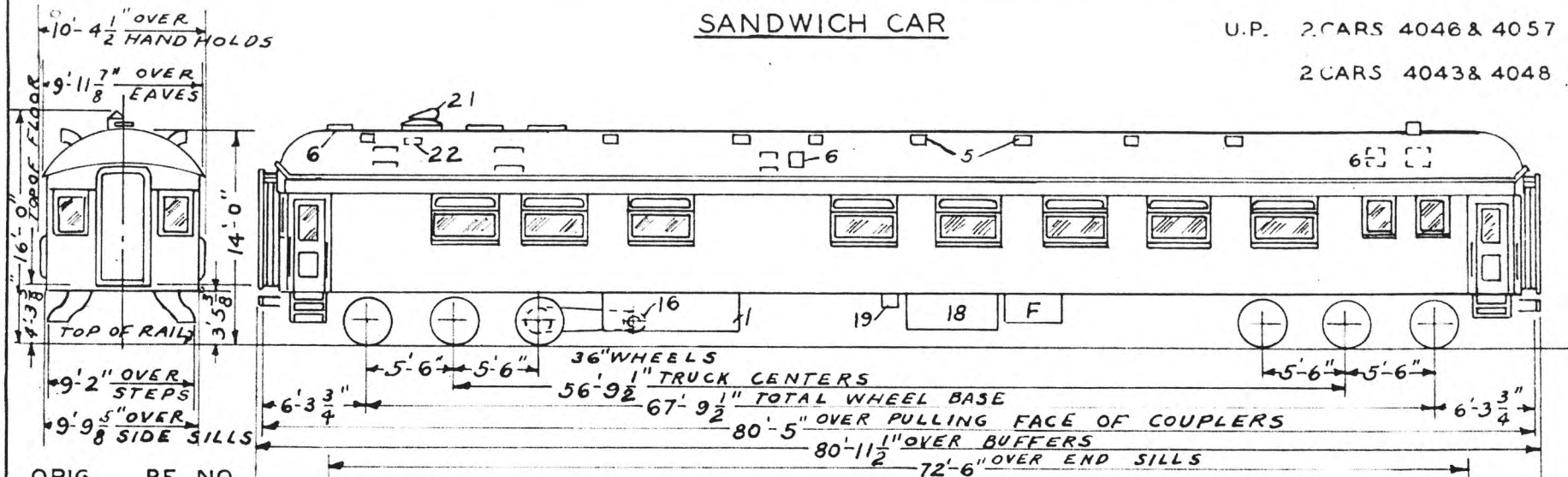
		12-10	46	1-12	43	DATE	DIAGRAM
							P-4-31
		B	A	ISSUE			DRAWN
							10-27-41

P.S.C.M. CO'S.  
 LOT-6510

# SANDWICH CAR

U.P. 2 CARS 4046 & 4057

2 CARS 4043 & 4048

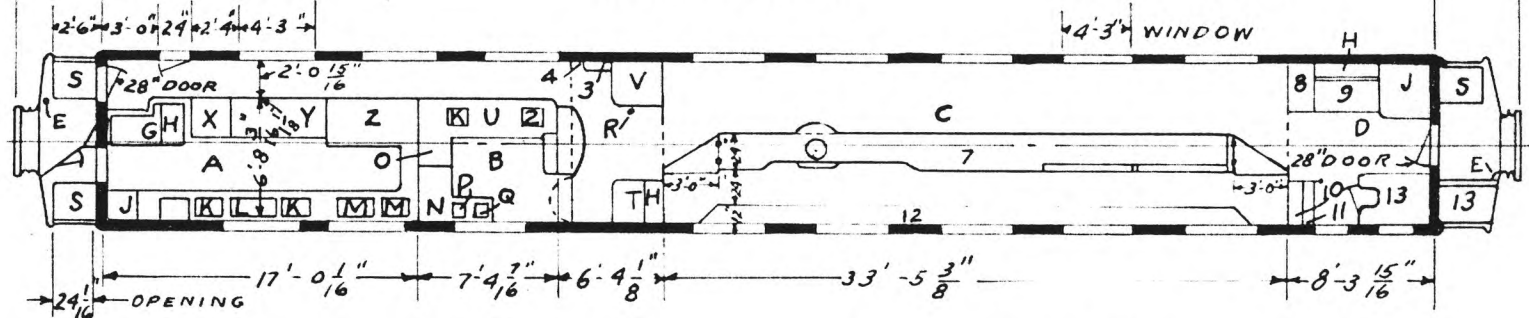


ORIG.	RE. NO.
346	4046
357	4057
343	4043
348	4048

LT. WT. 78300

TOTAL WT. 150100

LT. WT. 71800



- A - KITCHEN
- B - PANTRY
- C - SERVING ROOM
- D - STEWARDS END
- E - HANDBRAKE
- F - BEDDING LOCKER
- G - MEAT REFRIG.-ICE COOLED
- H - ICE COMPT.
- J - CLOTHES LOCKER
- K - ICE BOX
- L - STORAGE
- M - SINK
- N - TABLE-LOCKERS
- O - WARMING LOCKER
- P - SILVER SINK
- Q - CHIPPED ICE WELL
- R - FIRE EXT.
- S - TRAP DOORS
- T - FRUIT REF.-ICE COOLED
- U - REFRIGERATOR
- V - LINEN LOCKER
- W -
- X - BROILER
- Y - RANGE
- Z - STEAM TABLE

- 1 - SUPPLY BOX
- 2 - ICE CREAM WELL
- 3 - ELECTRIC LOCKER
- 4 - WRECKING TOOLS
- 5 - VENTS
- 6 - ICE HATCH
- 7 - SERVING COUNTER
- 8 - CIGAR LOCKER-WINE BELOW
- 9 - WINE REFRIG.-ICE COOLED
- 10 - STEWARDS LOCKER
- 11 - CASH DRAWER
- 12 - SHELF ABOVE WINDOWS
- 13 - LOCKER
- 14 -
- 15 -
- 16 - GENERATOR
- 17 -
- 18 - BATTERIES
- 19 - BATT. CHARGING RECPT.
- 20 -
- 21 - SMOKE JACK
- 22 - EXH. FAN #12

AXLES 5"x9"  
 WATER SYSTEM-GRAVITY  
 HEATING SYSTEM-STEAM  
 VAPOR CO.  
 WATER FILTER-GIESSEL # 4  
 SASH-1/4" PLATE GLASS - INSIDE & OUTSIDE

BUILT P.C. & M. CORP.  
 CAR 4043, 46, 48 --- 1912  
 " 4057, --- 1914

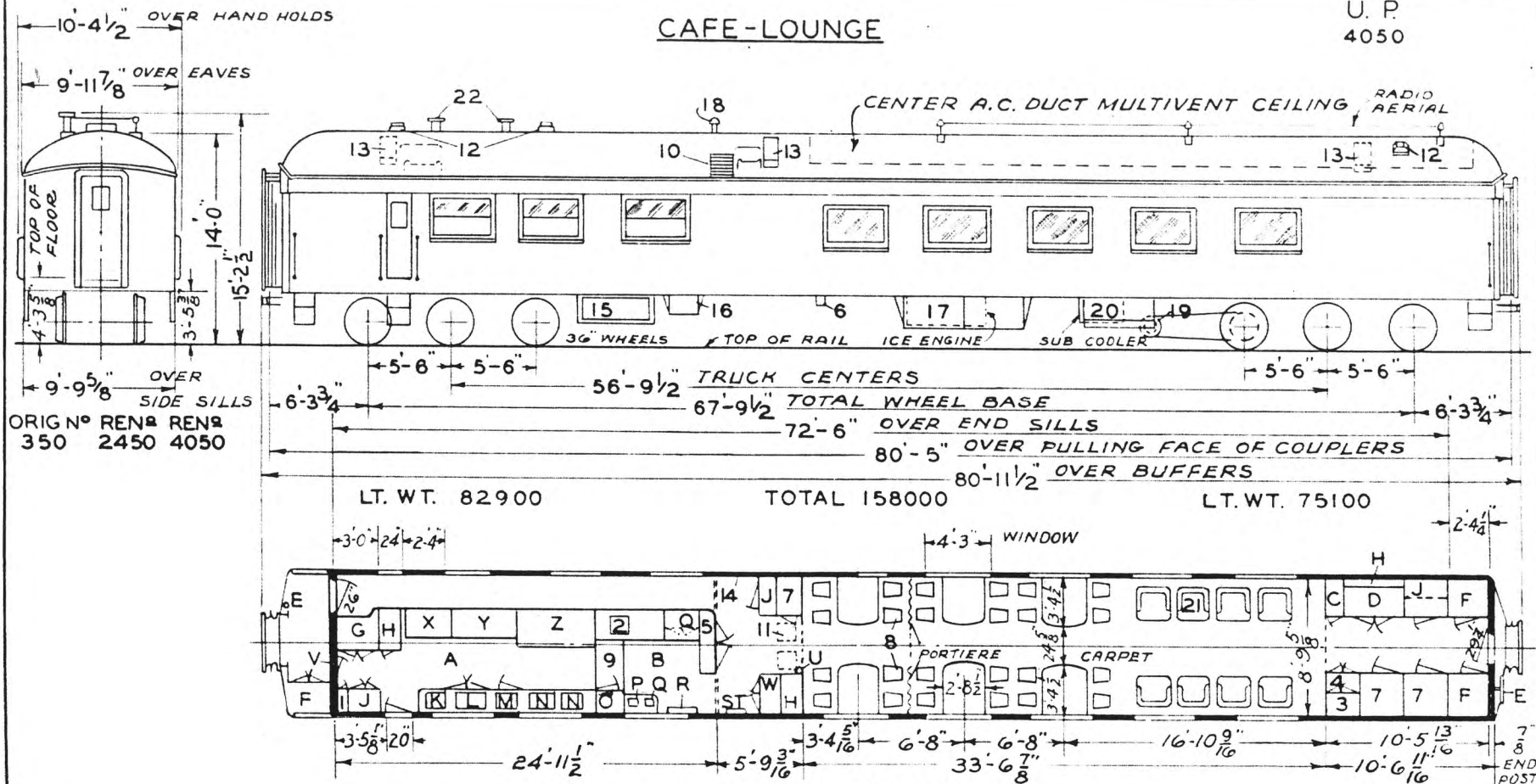
FLOOR PLAN-235 SK 8814-REMOD.  
 UNION PACIFIC RAILROAD CO  
 RESEARCH AND  
 MECHANICAL STANDARDS

ISSUE	DATE	DIAGRAM
		P-4-32
		DRAWN
		12-10-46

U.P. SPEC. 230

# CAFE-LOUNGE

U. P.  
4050



ORIG NO REN# REN#  
350 2450 4050

LT. WT. 82900

TOTAL 158000

LT. WT. 75100

SEATING CAPACITY 32

- A - KITCHEN
- B - PANTRY
- C - CIGAR LOCKER & COAT LOCKER
- D - WINE REF. (ABOVE)
- E - HAND BRAKE
- F - BEDDING LOCKERS
- G - MEAT REF-ICE COOLED
- H - ICE COMPARTMENT
- J - CLOTHES LOCKERS
- K - MILK WELL
- L - FISH BASKET
- M - POULTRY LOCKER
- N - SINKS
- O - SUPPLY LOCKER
- P - SILVER LOCKER
- Q - ICE WELL
- R - TRAY RACK
- S - ANNUNCIATOR-EDWARDS
- T - FOLDING LAV.
- U - FIRE EXT.-PYRENE
- V - CREEP DOOR 22 1/2 X 4'-0"
- W - FRUIT REF. ICE COOLED
- X - BROILER
- Y - RANGE
- Z - STEAM TABLE

- 1 - BROOM CLOSET
- 2 - ICE CREAM WELL
- 3 - STATIONARY LOCKER & STEWARDS DESK
- 4 - CASH DRAWER & LOCKER BELOW
- 5 - ELECTRIC LOCKER
- 6 - BATT. CHARGING RECPT. TYPE BCRA-100
- 7 - LINEN LOCKERS
- 8 - DINING CHAIRS - MANDEL BROS.
- 9 - DROP BOARD
- 10 - FRESH AIR INTAKE - I FILTER 6'X16'X20"
- 11 - REC. AIR GRILLE 2 FILTERS 6'X16'X20"
- 12 - EXH. FAN 9" DIEHL MFG. CO.
- 13 - ICE HATCHES
- 14 - WRECKING TOOLS
- 15 - SUPPLY BOX
- 16 - MOTOR GEN. BOX
- 17 - BATT'S, ELEC. STOR. BATT. CO.
- 18 - ELEC. LOCKER VENT 6" GLOBE
- 19 - GENERATOR S.C.H. & L. CO. 5 K W.
- 20 - FUEL BOX-3 PROPANE TANKS
- 21 - LOUNGE CHAIRS
- 22 - SMOKE JACK

- AXLES - 5'X9"
- WATER SYSTEM - GRAVITY
- STEAM HEAT-VAPOR CO. FLOOR AND OVERHEAD (UNIT FIN RADIATION)
- WATER FILTER GIESSEL # 4
- SASH - 1/4" SAFETY INSIDE
- 1/4" PLATE OUTSIDE

BUILT-P.C. & M. CORP 1914  
REMODELED OMAHA SHOPS-1938  
A. C. WAUKESHA CARRIER-1938  
FLOOR PLAN-235-CB-22382  
FLOOR PLAN-237-CB-23252-1942

UNION PACIFIC RAILROAD CO.  
RESEARCH AND  
MECHANICAL STANDARDS

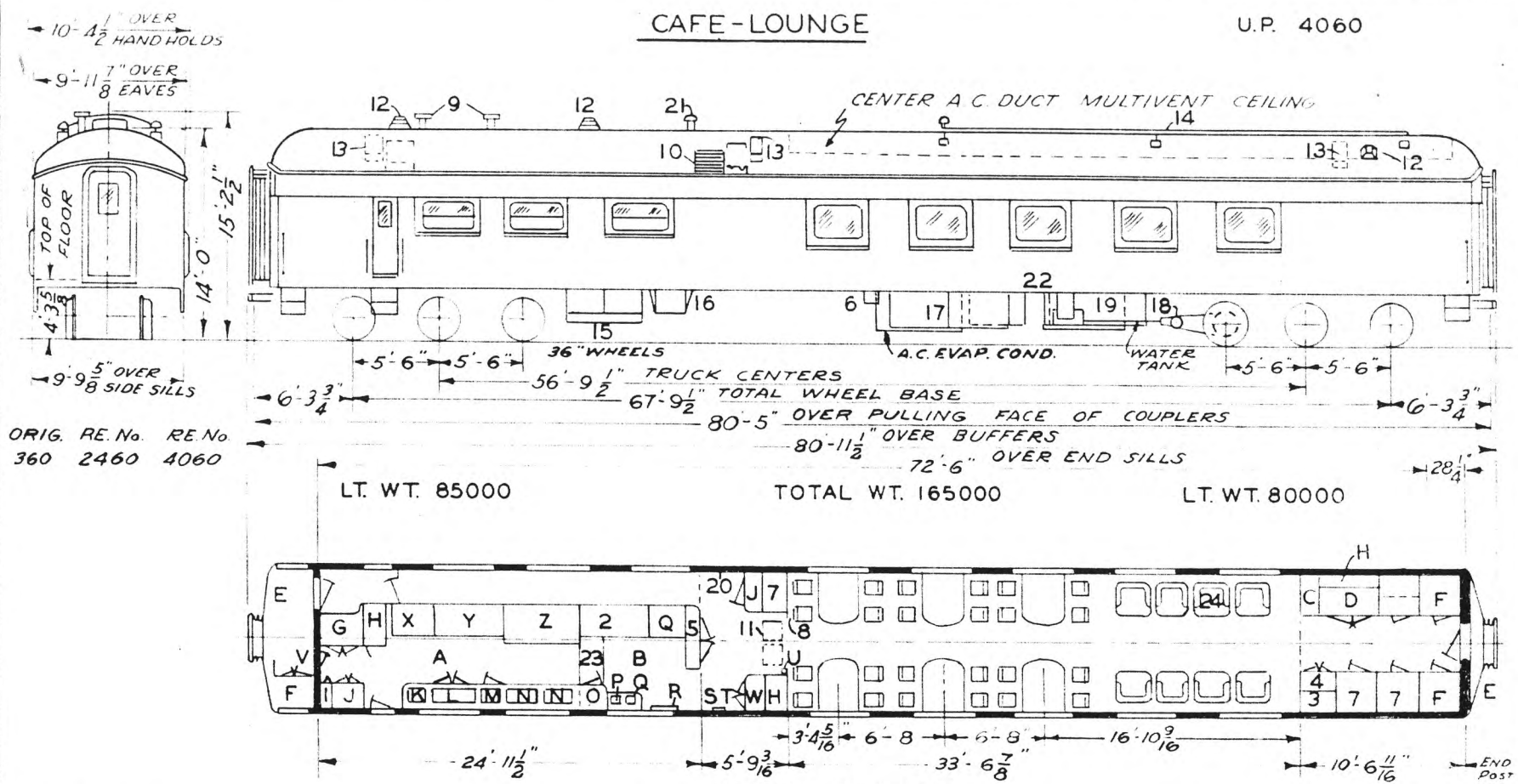
				ISSUE DATE	DIAGRAM
					P-4-33
					DRAWN
					1-12-43

U. P. SPEC.-230



CAFE-LOUNGE

U.P. 4060



ORIG. RE.No. RE.No.  
360 2460 4060

- A - KITCHEN
- B - PANTRY
- C - CIGAR LOCKER & COAT LOCKER
- D - WINE REFRIGERATOR
- E - HANDBRAKES
- F - BEDDING LOCKERS
- G - MEAT REF-ICE COOLED
- H - ICE COMP'T
- J - CLOTHES LOCKER
- K - MILK WELL
- L - FISH BASKET
- M - POULTRY LOCKER
- N - SINKS
- O - SUPPLY LOCKER
- P - SILVER SINK
- Q - ICE WELLS
- R - TRAY RACK
- S - ANNUNCIATOR - EDWARDS
- T - FOLDING LAV.
- U - FIRE EXT. PYRENE
- V - CREEP DOOR 22 1/2 x 4'-0"
- W - FRUIT REF-ICE COOLED
- X - BROILER
- Y - RANGE
- Z - STEAM TABLE

- 1 - BROOM CLOSET
- 2 - ICE CREAM WELL
- 3 - STATIONARY LOCKER & STEWARDS DESK
- 4 - CASH DRAWERS-LOCKER BELOW
- 5 - ELECTRIC LOCKER
- 6 - BATT.CHARGING RECPT BC-12A-100
- 7 - LINEN LOCKER
- 8 - DINING CHAIRS-MANDLE BROS.
- 9 - SMOKE JACK
- 10 - FRESH AIR INTAKE - 1 FILTER 6"x16"x 20"
- 11 - RECIRC. AIR GRILL
- 12 - EXHAUST FAN - 9" DIEHL MFG. CO.
- 13 - ICE HATCH
- 14 - RADIO AERIAL
- 15 - SUPPLY BOX
- 16 - MOTOR GENERATOR BOX
- 17 - BATT'S-EXIDE TYPE EPTB-41-1000 AH
- 18 - DRIVE STD. SAFETY RODERWALD
- 19 - GENERATOR - GE 20 KW
- 20 - WRECKING TOOLS
- 21 - ELECTRIC LOCKER VENT- 3 GLOBE
- 22 - COMPRESSOR
- 23 - DROP BOARD
- 24 - LOUNGE CHAIRS

AXLES 5"X9"  
 WATER SYSTEM - GRAVITY  
 STEAM HEAT - VAPOR CO. - FLOOR AND OVERHEAD - UNIT FIN RADIATION  
 WATER FILTER - GIESSEL #4  
 SASH 1/4" PLT. GLASS-INSIDE & OUTSIDE

FLOOR PLAN 237 CB 23252 - 1942  
 BUILT P.C. & M. CORP 1914  
 REMODELED - OMAHA - 1937 - 42 - 47  
 A.C. AIR TEMP CARRIER - 1937  
 FLOOR PLAN 235 CB 22053

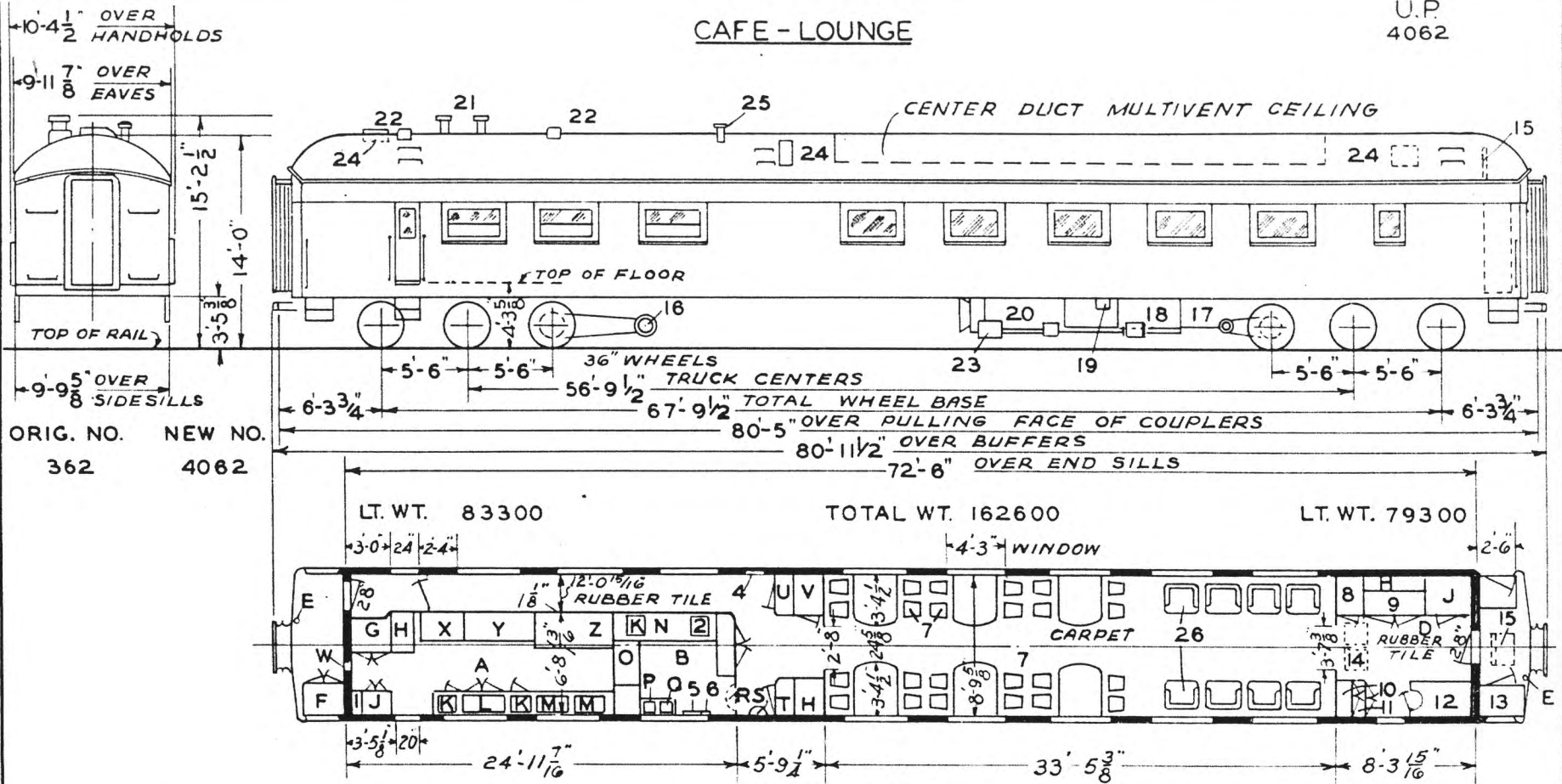
UNION PACIFIC RAILROAD CO  
 RESEARCH AND MECHANICAL STANDARDS

					DATE	DIAGRAM
						P-4-34
					ISSUE	DRAWN
						7-11-47

U.P. SPEC. - 230



CAFE - LOUNGE



ORIG. NO. 362  
NEW NO. 4062

SEATING CAR 32

- A - KITCHEN
- B - PANTRY
- BC - DINING ROOM
- D - STEWARDS END
- E - HAND BRAKE
- F - BEDDING LOCKER
- G - MEAT REF-ICE COOLED
- H - ICE COMPARTMENT
- J - CLOTHES LOCKER
- K - ICE BOX
- L - STORAGE REF.
- M - SINK
- N - TABLE-REF. BELOW-LKR. ABOVE
- O - FOLDING TABLE
- P - SILVER SINK
- Q - CHIPPED ICE WELL
- R - FIRE EXT-PYRENE
- S - FOLDING LAV.
- T - FRUIT-REF-ICE
- U - SILVER LOCKER
- V - LINEN LOCKER
- W - LOUVER GRILLE
- X - BROILER
- Y - RANGE
- Z - STEAM TABLE

- 1 - BROOM LOCKER
- 2 - ICE CREAM WELL
- 3 - ELECTRIC LOCKER-3 GLOBE VENT
- 4 - WRECKING TOOLS
- 5 - ANNUNCIATOR
- 6 - TRAY RACK
- 7 - DINING CHAIRS
- 8 - CIGAR LOCKER
- 9 - WINE REFRIGERATOR
- 10 - STEWARD'S DESK
- 11 - CASH DRAWER
- 12 - STORAGE LOCKERS
- 13 - LOCKER
- 14 - RECIRCULATING AIR GRILL-2 FILTERS 6"X16"X20"
- 15 - FRESH AIR INTAKE-1 FILTER 6"X16"X20"
- 16 - GENERATOR - 5-KW
- 17 - DRIVE - NO.5-C
- 18 - BATTERIES M.V.A.H.-29 EXIDE
- 19 - BATT. CHARGING RECEPT. B.C.R.B. -100
- 20 - COMPRESSOR
- 21 - SMOKE JACK
- 22 - EXH. FANS - 9' DIEHL MFG. CO.
- 23 - STANDBY MOTOR
- 24 - ICE HATCH
- 25 - ELEC. LOCKER- VENT. 6" GLOBE
- 26 - LOUNGE CHAIRS

- AXLES 5"X9"
- WATER SYSTEM - GRAVITY
- STEAM HEAT-VAPOR CO.- FLOOR & OVERHEAD - UNIT FIN RADIATION
- WATER FILTER - GIESSEL NO.4
- SASH-1/4" PLATE GLASS-INSIDE & OUTSIDE

BUILT - P.C. & M. CORP. - 1914  
REMODELED - OMAHA SHOPS - 1937  
A.C. - P.C.M.CO. - 1937  
FLOOR PLAN - 235-CB-22139

UNION PACIFIC RAILROAD CO.  
RESEARCH AND  
MECHANICAL STANDARDS

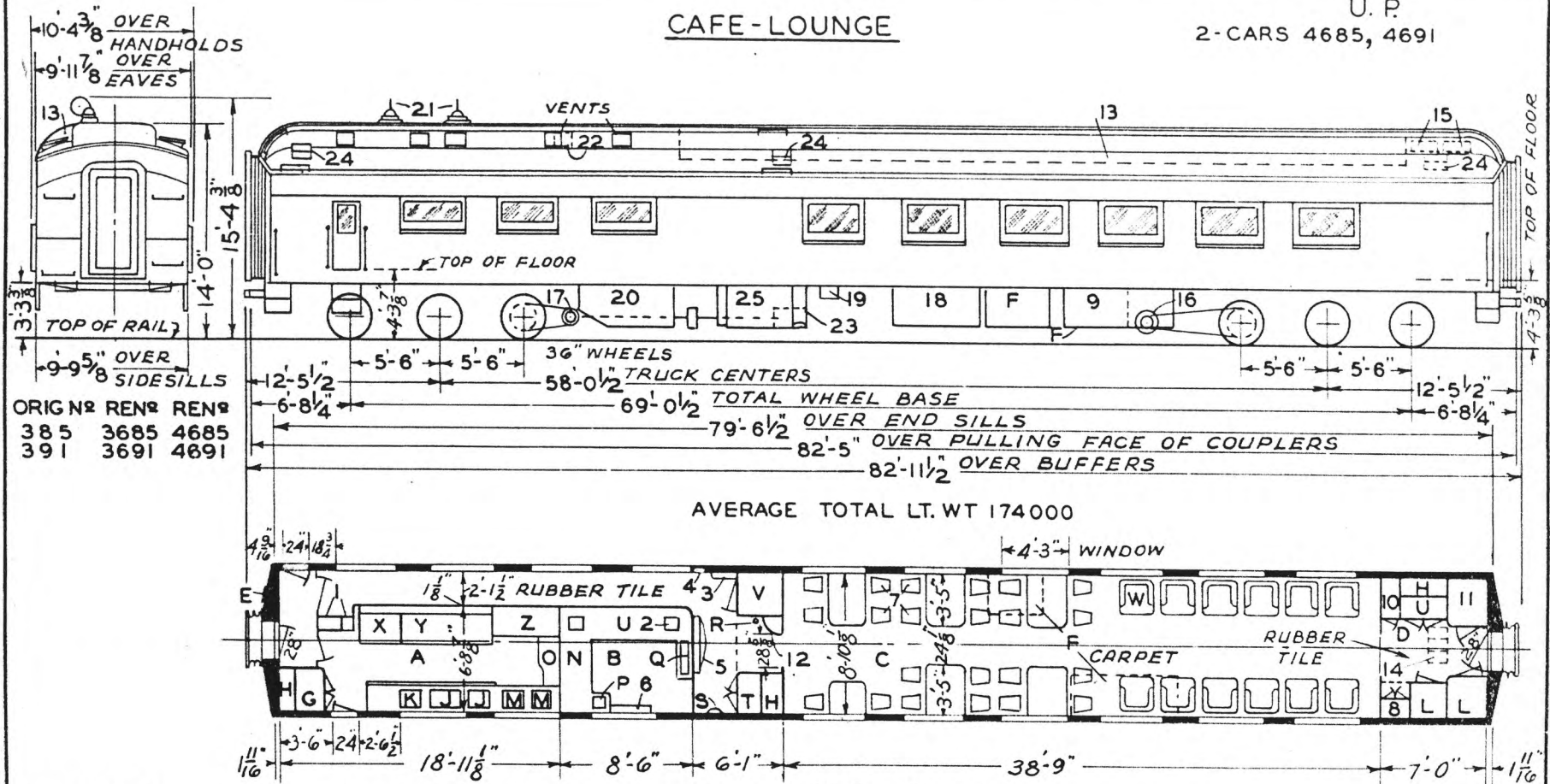
					ISSUE DATE	DIAGRAM P-4-36
						DRAWN 9-1-49

U.P. SPEC. 230



# CAFE-LOUNGE

U. P.  
2-CARS 4685, 4691



ORIG NO REN# REN#  
385 3685 4685  
391 3691 4691

AVERAGE TOTAL LT. WT 174 000

SEAT CAP. 34

AXLES 5" X 9"  
WATER SYSTEM- GRAVITY  
STEAM HEAT- VAPOR CO.  
OVERHEAD- UNIT FIN RADIATION.  
SASH- 1/4" PLATE GLASS INSIDE  
& OUTSIDE.

FLOOR PLAN- D- CB- 20525  
BUILT - P. C. & M. CORP. - 1923

- A - KITCHEN
- B - PANTRY
- C - DINING ROOM
- D - STEWARDS END
- E - HAND BRAKE
- F - BEDDING LOCKER
- G - MEAT REF. ICE
- H - ICE COMP'T.
- J - CHILL BOX
- K - ICE WELL- PASTRY CAB
- L - STORAGE LOCKER
- M - SINK
- N - TABLE- WARMING LKR.
- O - FOLDING TABLE
- P - SILVER SINK
- Q - CHIPPED ICE WELL
- R - FIRE EXT.
- S - FOLDING LAV.
- T - FRUIT REF. ICE
- U - REFRIGERATOR
- V - LINEN LOCKER
- W - LOUNGE CHAIRS
- X - BROILER
- Y - RANGE
- Z - STEAM TABLE
- 1 - BROOM LOCKER & WARDROBE
- 2 - ICE CREAM WELL
- 3 - ELECTRIC LOCKER
- 4 - WRECKING TOOLS
- 5 - SIDE BOARD-REGULATOR
- 6 - TRAY RACK
- 7 - DINING CHAIRS
- 8 - STEWARDS DESK
- 9 - SUPPLY BOXES
- 10 - STEWARDS LOCKER
- 11 - CREWS LOCKER
- 12 - WATER COOLER ICE
- 13 - A. C. DUCT
- 14 - RECIRCULATED AIR GRILLE  
- 2 FILTERS 2' X 16" X 20"
- 15 - FRESH AIR INTAKE - 2- FILTERS - 4' X 9" X 25"
- 16 - GENERATOR 4 KW.
- 17 - DRIVE NO. 5
- 18 - BATTERIES
- 19 - BATTERY CHARGING RECEPT.
- 20 - SUPPLY BOX- 1934 A. C.  
BRINE TANK- 1935 A. C.
- 21 - SMOKE JACK
- 22 - EXH. BLOWER
- 23 - STANDBY MOTOR
- 24 - ICE HATCH
- 25 - COMPRESSOR

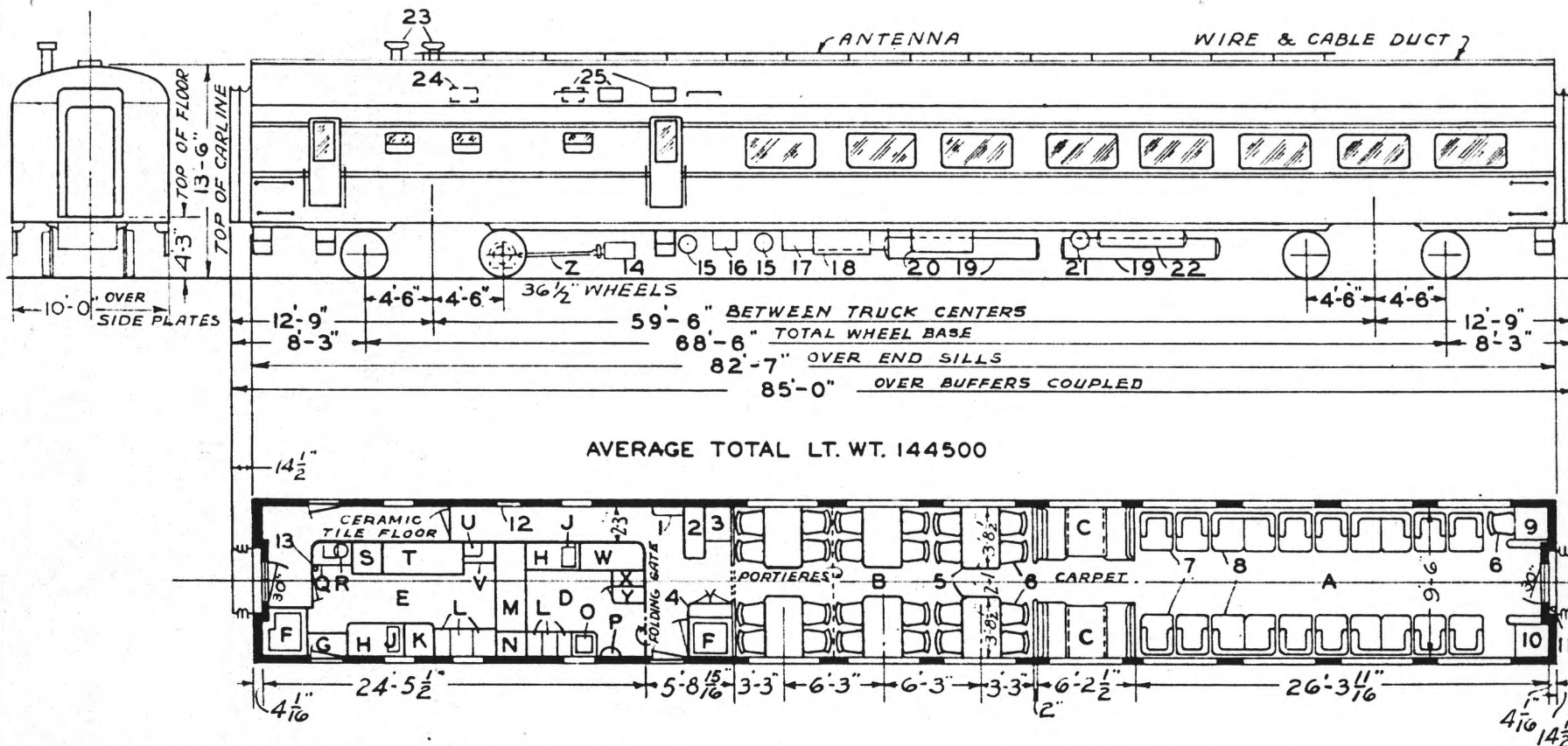
UNION PACIFIC RAILROAD CO.  
RESEARCH AND  
MECHANICAL STANDARDS

					DATE	DIAGRAM
						P-4-38
					ISSUE	DRAWN
						9-1-49

U. P. SPEC. 319

# CAFE LOUNGE

U.P.  
7-CARS 5000-5006



AVERAGE TOTAL LT. WT. 144500

- A - LOUNGE ROOM - SEAT CAP-20
- B - CAFE - SEAT CAP-24
- C - CARD SECTION SEAT CAP-8
- D - PANTRY
- E - KITCHEN
- F - REFRIGERATOR
- G - DROP TABLE - SHELF BELOW
- H - CHILL BOX
- J - ICE WELL
- K - FUEL BOX
- L - SINK
- M - STEAM TABLE
- N - DISH SLIDE
- O - CHIPPED ICE
- P - WASHSTAND - FOLDING A & W 25 1/2
- Q - FISH BOX
- R - WATER HEATER - GAS
- S - BROILER
- T - RANGE
- U - WASH BASIN - STAINLESS STL.
- V - TABLE (DROP LID)
- W - ICE CREAM CABINET
- X - SILVER DRAWERS
- Y - LINEN LOCKER
- Z - SPICER DRIVE

- 1 - A. C. LOCKER
- 2 - ELECTRIC LOCKER
- 3 - RADIO - LOCKER ABOVE & BELOW
- 4 - CLOTHES LOCKER
- 5 - TABLES
- 6 - CHAIRS
- 7 - LOUNGE CHAIRS
- 8 - SETTEE
- 9 - WRITING DESK
- 10 - MAGAZINE TABLE
- 11 - HAND BRAKE
- 12 - WRECKING TOOL - FIRE EXT. - FIRST AID KIT & FLASH LIGHT CABINET
- 13 - FIRE EXT.
- 14 - MOTOR GENERATOR G.M.G. 150-A2
- 15 - MOTOR ALTERNATOR MG-17
- 16 - FUEL CABINET
- 17 - BATTERY BOX
- 18 - FRIGIDAIRE EVAP. CONDENSER ER-2810
- 19 - WATER TANKS
- 20 - A. C. COMPRESSOR ER-3684
- 21 - WATER RAISING RES.
- 22 - AIR SUPPLY RESERVOIRS
- 23 - SMOKE JACK
- 24 - KITCHEN EXHAUST VENT.
- 25 - FRESH AIR INTAKE VENT.

- ROLLER BEARINGS
- AXLES - 6" X 11"
- WATER SYSTEM - AIR PRESSURE
- STEAM HEAT - UNIT FIN RADIATION
- SASH - 1/4" SAFETY GLASS INSIDE
- 1/4" " " OUTSIDE
- COUPLER - TIGHT LOCK - TYPE-H
- DRAFT GEAR - WAUGHMAT TWIN CUSHION

BUILT A. C. F. CO. - 1949  
FLOOR PLAN 7667156 - LOT 3031

UNION PACIFIC RAILROAD CO.

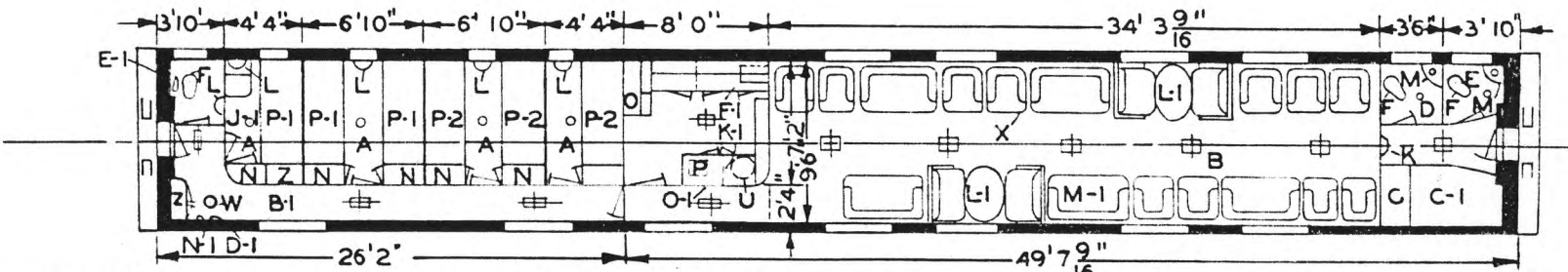

RESEARCH AND  
MECHANICAL STANDARDS

					DIAGRAM P-4-39
					DRAWN 9-1-49



**DORMITORY CLUB**  
5TH & 6TH CITY OF DENVER

U.P. & C&NW  
5TH TRAIN CD-70  
6TH TRAIN CD-71



- A-DORMITORY COMP'T 15-CREW
  - B-CLUB ROOM 29-PASS
  - C-BAR SECTION
  - D-MENS TOILET
  - E-WOMENS TOILET
  - F-DUNER HOPPER NO I-A
  - G-ELEC. LOCKER & A.C. PANEL
  - H-RADIO
  - K-LOUDSPEAKER
  - L-FOLDING WASHSTAND "A & W" 25 I
  - M-WASHSTAND-CRANE NO. RRIIO
  - N-CLOTHES LOCKER
  - O-BEER STORAGE
  - P- CHIPPED ICE WELL
  - Q- EXHAUST FANS
  - R- GLASS SHELVES WITH STERILIGHTS
  - S- AIR INTAKE
  - T-AERIAL
  - U-ROUND SINK
  - V-WATER FILLER
  - W-A.C. OUTLET
  - X-CHAIRS
  - Y-DUNER HOPPER NO. 518 ENCLOSED
  - Z-LINEN LOCKER
- 
- A-1-VENTS
  - B-1-WRECKING TOOLS ABOVE
  - C-1-A.C.EQUIPMENT-PULLMAN-1936

- D-1-FIRE EXT. 1QT. PYRENE
  - E-1-HAND BRAKE
  - F-1-42 HIGH BACK BAR
  - G-1-DISPLAY SHELVES
  - H-1-CONDENSER AIR INTAKE
  - J-1-CONDUCTORS VALVE
  - K-1-BAR WORK TABLE
  - L-1-CARD SECTIONS
  - M-1-SOFAS
  - N-1-FIRST AID KIT
  - O-1-2'-6" ROLL-UP DOOR
  - P-1-2 TIER BUNKS
  - P-2-3 TIER BUNKS
- 
- A&W. NO. 36 DOUBLE GLAZED SASH
  - 1/4" SAFTY GLASS INSIDE
  - 1/4" CRYSTALEX OUTSIDE
  - 1/4" PRISM GLASS OUTSIDE TOILETS

- AXLES-FRONT TRUCK 5'x9"
- AXLES-REAR TRUCK 6'x11"
- STEAM HEAT-FLOOR & OVERHEAD-VAPOR ZONE SYSTEM
- NO. 531 WATER HEATER-VAPOR CO. AP WATER SYSTEM
- 200 GALLON CAPACITY
- TYPE "H" TIGHT LOCK COUPLERS WITH INTEGRAL YOKE
- DRAFT GEARS SINGLE WAUGHMAT
- NO. 11963-2 1" FLEX. STEAM CONDUIT & NO. 1117- 2 2 1/2" END VALVES
- REMODELED 2 OMAHA SHOPS 1944
- FLOOR PLAN 237-ST-3505

UNION PACIFIC RAILROAD CO.  
RESEARCH AND  
MECHAICAL STANDARDS

BUILD BY P.S.C.MFG CO.-1936  
LOT 6485 PLAN 7371-B  
ORIC. FLOOR PLAN 79-F-70

				12-6	DIAGRAM
				46	P-5-1
			B	ISSUE DATE	DRAWN
					12-1-39

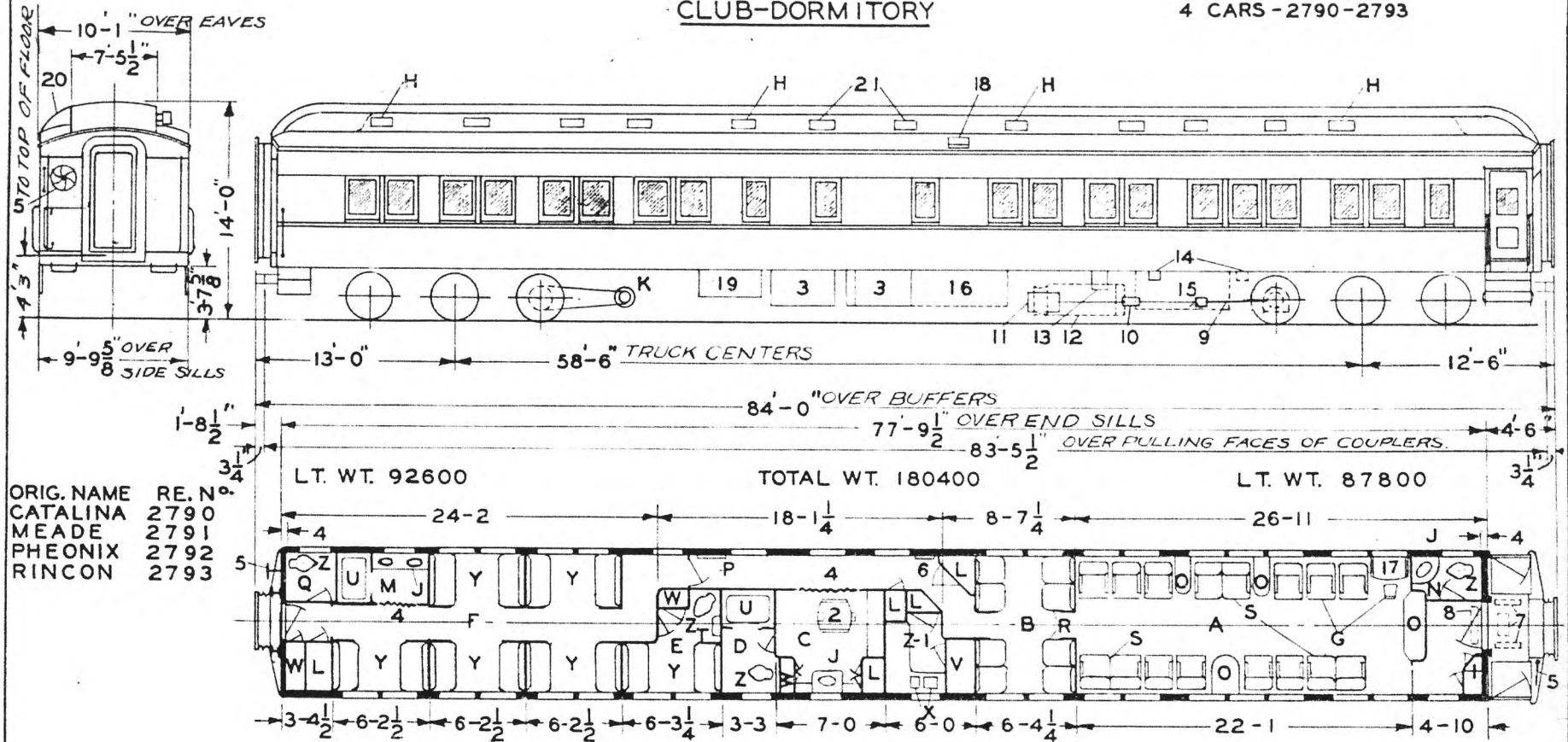






# CLUB-DORMITORY

U.P. - C. & N.W.  
4 CARS - 2790-2793



ORIG. NAME	RE. No.
CATALINA	2790
MEADE	2791
PHEONIX	2792
RINCON	2793

LT. WT. 92600

TOTAL WT. 180400

LT. WT. 87800

- A - LOUNGE - CAP. 16
- B - CARD SECTION - CAP. 8
- C - BARBER SHOP
- D - BATH ROOM
- E - STEWARDS ROOM
- F - DORMITORY COMPARTMENT
- G - CHAIRS
- H - EXHAUST VENTILATORS
- J - WASHSTAND
- K - AXLE GENERATOR - BODY HUNG.
- L - LOCKERS
- M - WASHROOM
- N - GENERAL TOILET
- O - MAGAZINE TABLE
- P - WRECKING TOOLS
- Q - CREWS TOILET
- R - SEATS
- S - SETTEE
- T - FOLDING WASHSTAND
- U - SHOWER BATH
- V - REFRIGERATOR - ICED
- W - WARDROBE
- X - SINKS
- Y - BERTH SECTIONS
- Z - HOPPER - FLUSH
- Z-1 - BUFFET

- 1 - ELECTRIC LOCKERS
- 2 - BARBERS CHAIR
- 3 - BATTERY BOXES
- 4 - PORTIERES
- 5 - HANDBRAKE
- 6 - ANNUNCIATOR
- 7 - FRESH AIR INTAKE - 2-20"X20"X4" FILTERS
- 8 - RECIRCULATED AIR GRILLE
- 9 - SPICER DRIVE
- 10 - SPEED CONTROL 405-A & 405-B
- 11 - STANDBY MOTOR - LOUIS - ALLIS
- 12 - A.C. COMPRESSOR - LIPMAN 1004
- 13 - STARTING SWITCH BOX
- 14 - A.C. RECEPTACLE
- 15 - AUXILLIARY HOLDOVER TANK
- 16 - A.P.W.S. TANK
- 17 - WRITING DESK
- 18 - ICE HATCH
- 19 - EMERGENCY RESERVOIR
- 20 - A.C. DUCT
- 21 - EXHAUST FANS

AXLES 5"X9"  
WATER SYSTEM - AIR PRESSURE  
STEAM HEAT - VAPOR CO. OVERHEAD  
HEAT COIL - YOUNG.

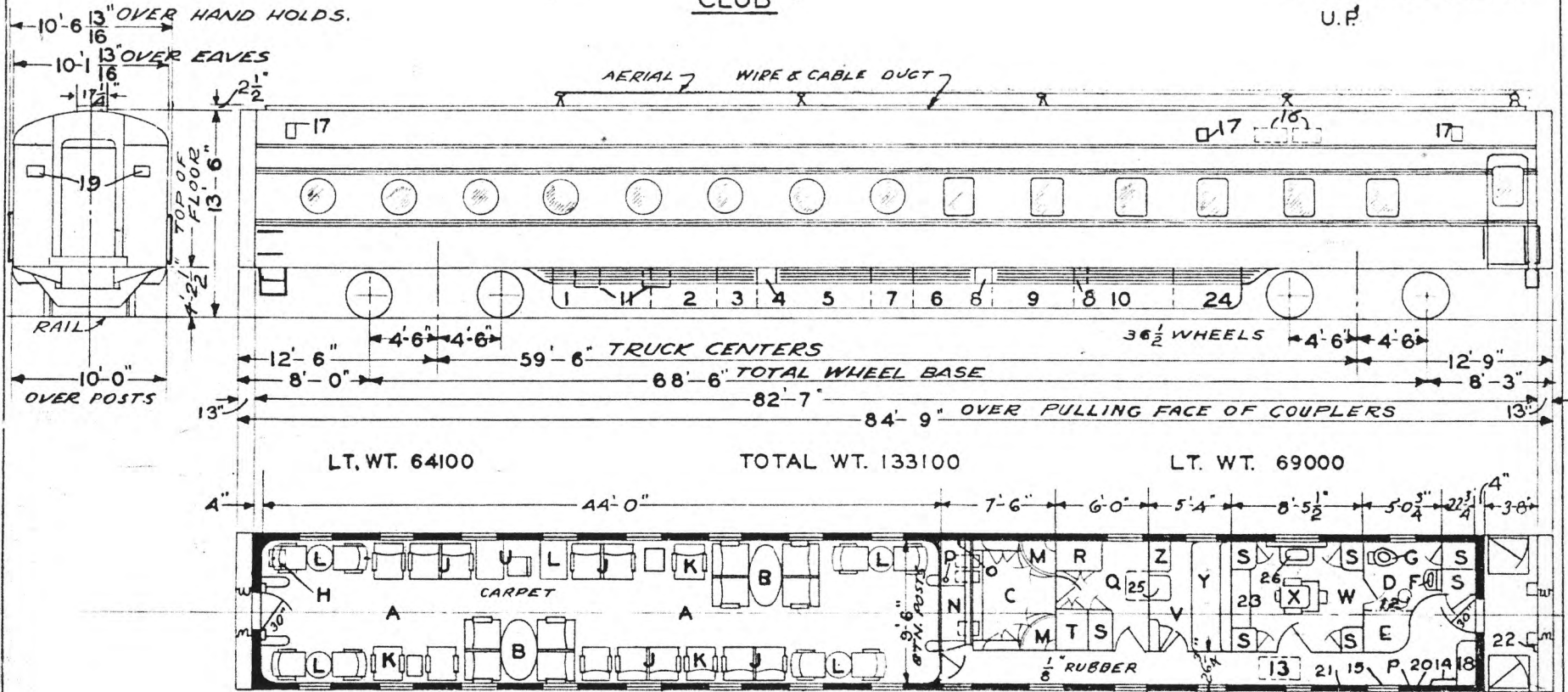
BUILT - P.S.C.M.CO. 1927 - LOT 6061  
PLAN 3981-B REMODELED - 1936  
PLAN 3981-C REMODELED - 1937  
A.C. EQUIPMENT - P.S.C.M.CO. - 1934  
PURCHASED FROM PULLMAN CO. - 1942  
FLOOR PLAN - P.S.C.M.CO. DWG. 74-B-79  
& 76-B-9

UNION PACIFIC RAILROAD CO.  
RESEARCH AND  
MECHANICAL STANDARDS

		12/10	4/6	1/12	4/3	DATE	DIAGRAM
							P-5-4
		B	A	ISSUE			DRAWN
							7-3-42

**CLUB**

HOLLYWOOD LA-703  
U.P.



LT. WT. 64100

TOTAL WT. 133100

LT. WT. 69000

#1962 FLEX. STEAM CONDUITS  
1117-2 1/2" END VALVES

- A - CLUB ROOM SEAT CAP. 30
- B - CARD SECTION
- C - BAR SECTION
- D - SHOWER ROOM
- E - SHOWER
- F - WASH STAND CRANE C-255-V-12
- G - HOPPER DUNER No. 506 1/2
- H - RADIO LOUDSPEAKER
- J - SETTEE
- K - LOUNGE CHAIRS
- L - TABLE
- M - SHELVES-DRAWERS & LOCKERS
- N - BAR
- O - TELEPHONE & ANNUNCIATOR
- P - FIRE EXT.
- Q - BAR PANTRY 1/8" RUBBER
- R - REFRIGERATOR MECH.
- S - LOCKER
- T - LIQUOR LOCKER & RADIO
- U - WRITING TABLE & CHAIR
- V - ROOM-CARPET
- W - BARBER SHOP 1/8" RUBBER
- X - BARBER CHAIR
- Y - LOWER & UPPER BERTH
- Z - CHAIR HOPPER & FOLDING LAV.

- 1 - ICE ENGINE MODEL-E
- 2 - CONDENSER AIR
- 3 - SUB COOLER
- 4 - WATER FILLING VALVE
- 5 - WATER TANKS 300 GAL. CAP.
- 6 - AIR BRAKE COMPT.
- 7 - MECH. UNIT BOX UNIVERSAL-TA-20-F.S.T.
- 8 - BATT. CHARGING REC.
- 9 - FUEL TANKS 2 CAB'T. 3 CYL. EA. & 1-CAB. 2-CYL. BUILT P.S.C.M.CO. 1941
- 10 - ENGINE GENERATOR MODEL-F.C.X.7 1/2 K.W. A.C.
- 11 - MOTOR GENERATORS SCH & L CO.
- 12 - STOOL
- 13 - RECIRCULATED AIR GRILLE 2-20x20x2" FLTRS
- 14 - A.C. CONTROL PANEL
- 15 - WRECKING TOOLS ABOVE, CANVAS BUCKET BELOW
- 16 - FRESH AIR INTAKE 1-25X9X6" & 1-25X9X2" FLTRS
- 17 - EXH. FAN DIEHL CO. 7 1/2"
- 18 - ELECTRIC LOCKER
- 19 - JUNCTION BOXES
- 20 - FIRST AID KIT
- 21 - FLASH-LIGHT CAB'T.
- 22 - HANDBRAKE
- 23 - MIRROR-SHELF & STERILIZER
- 24 - BATT. BOX EXIDE E-1A 23-484 AMP.HR.-8HR. RATE
- 25 - DROP TABLES
- 26 - WASH-STAND 22" X 27"

- AXLES 6' X 11"
- WATER SYSTEM - AIR PRESSURE
- STEAM HEAT - FLOOR & OVERHEAD
- UNIT FIN RADIATION - ZONE SYSTEM
- SASH P.P.G.L.CO. DEHY'D. 1/4 PL & SAFETY
- ROUND POLAROID SASH FOR CLUB ROOM
- HSC SPEED GOV. CONTROLLED AIR BRAKES

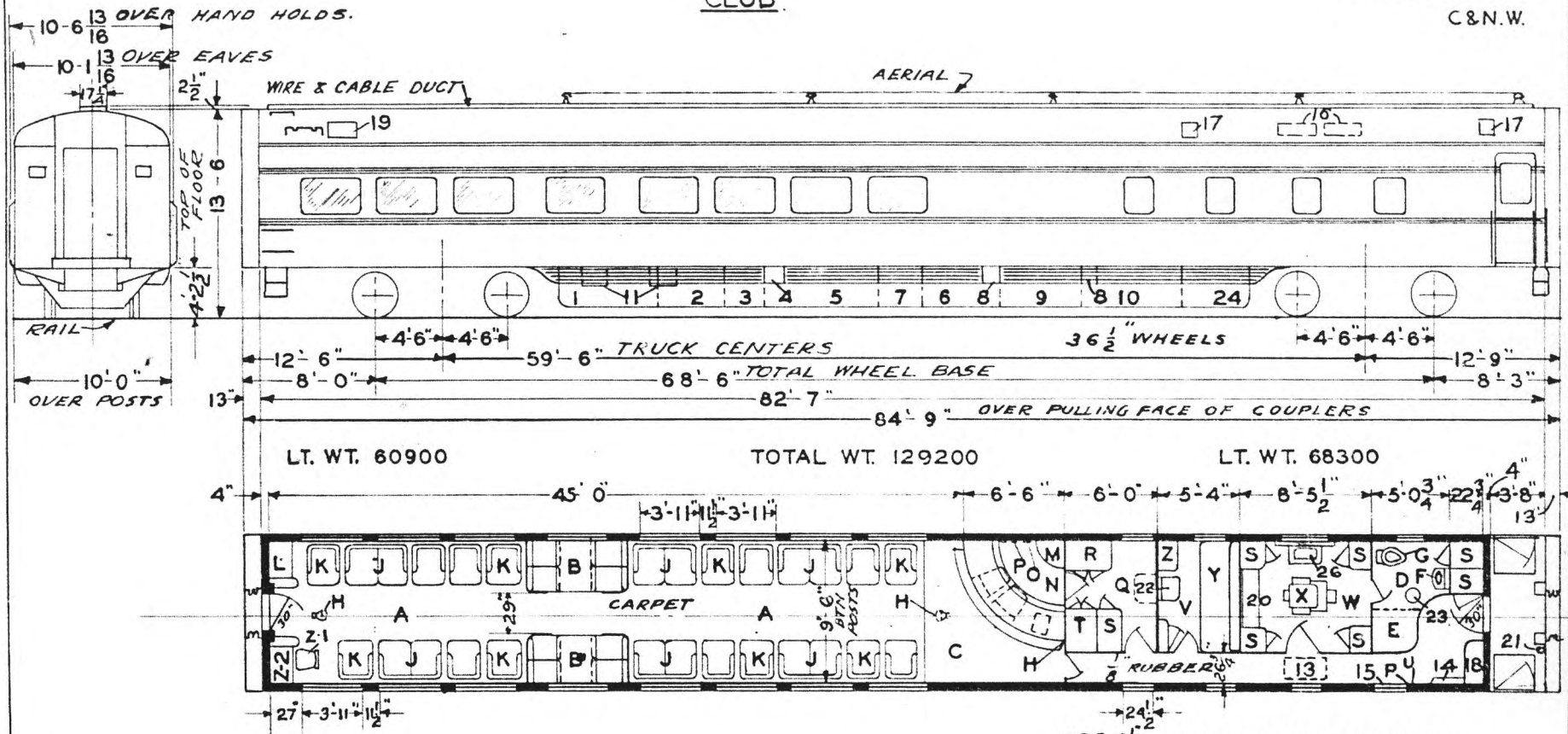
UNION PACIFIC RAILROAD CO  
RESEARCH AND  
MECHANICAL STANDARDS

				12-6 46	DATE	DIAGRAM P-5-5
				A	ISSUE	DRAWN 10-27-42

CLUB

MARINA S.F.-704

C&N.W.



- A - CLUB ROOM SEAT CAR. 35
- B - CARD SECTION
- C - BAR SECTION
- D - SHOWER ROOM
- E - SHOWER
- F - WASHSTAND CRANE C-255-V-12
- G - HOPPER DUNER 506 1/2
- H - RADIO LOUDSPEAKER
- I - SETTEE GEN. F. Co. 5200-8
- J - LOUNGE CHAIRS GEN. F. Co. - 5200
- K - MAG. TABLE
- L - SHELVES - DRAWERS & LOCKERS
- M - BAR
- N - TELEPHONE & ANNUNCIATOR
- O - FIRE EXT.
- P - BAR PANTRY
- Q - REFRIGERATOR MECH
- R - LOCKER
- S - RADIO & LIQUOR LOCKER
- T - FIRST AID KIT
- U - NURSES ROOM - CARPET
- V - BARBER SHOP
- W - BARBER CHAIR
- X - BARBER CHAIR
- Y - LOWER & UPPER BERTH
- Z - CHAIR HOPPER & FOLDING LAY.
- Z-1 - DESK CHAIR GEN. F. Co. 4740
- Z-2 - WRITING DESK

- 1 - ICE ENGINE MODEL-E
- 2 - CONDENSER - AIR
- 3 - SUB COOLER
- 4 - WATER FILLING VALVE
- 5 - WATER TANKS 300 GAL. CAP.
- 6 - AIR BRAKE COMP'T.
- 7 - MECH. UNIT BOX UNIVERSAL-TA-20-F.S.T. 1/3 H.P.
- 8 - BATT. CHARGING REC.
- 9 - FUEL TANKS 2 CABT. 3 CYL. EA.
- 10 - ENGINE GENERATOR MODEL F.C.X.7 1/2 K.W.
- 11 - MOTOR GENERATORS SCH & L CO. 2
- 12 - REC. AIR GRILLE 2-20"x20"x2" FILTERS
- 13 - A.C. CONTROL PANEL
- 14 - EMERGENCY EQUIPMENT
- 15 - FRESH AIR INTAKE 1-25"x9"x6" & 1-25"x9"x2" FLTRS
- 16 - EXH. FAN 7 1/2" DIEHL CO.
- 17 - ELECTRIC LOCKER
- 18 - EXH. FAN 9" DIEHL CO.
- 19 - SHELF, MIRROR & LOCKER BELOW
- 20 - HAND-BRAKE
- 21 - DROPTABLES
- 22 - STOOL
- 23 - BATT. BOX EXIDE EIA 23-484 AMP.HR.-8HR. RATE
- 24 - WASHSTAND 22 X 27"
- 25 -
- 26 -

1196-2 1/2 FLEX. STEAM CONDUITS  
1117-2 1/2 END VALVES

AXLES 6 X 11"  
WATER SYSTEM AIR PRESSURE  
STEAM HEAT FLOOR & OVERHEAD  
UNIT FIN RADIATION-ZONE SYSTEM  
SASH P.P.G.L. Co. DEHY'D. 1/4" PL & SAFETY  
H.S.C. SPEED GOV. CONTROLLED AIR BRAKES

BUILT P.S.C. & M. Co 1941  
A.C. " & WAUKESHA  
PLAN " 7451 LOT 6635  
FLUORESCENT LIGHTS  
FLOOR PLAN P.S.C.M.CO. DWG. 82-B-9-H  
TIGHT LOCK COUPLERS  
DRAFT GEARS TWIN WAUGHMAT

UNION PACIFIC RAILROAD CO.

RESEARCH AND  
MECHANICAL STANDARDS

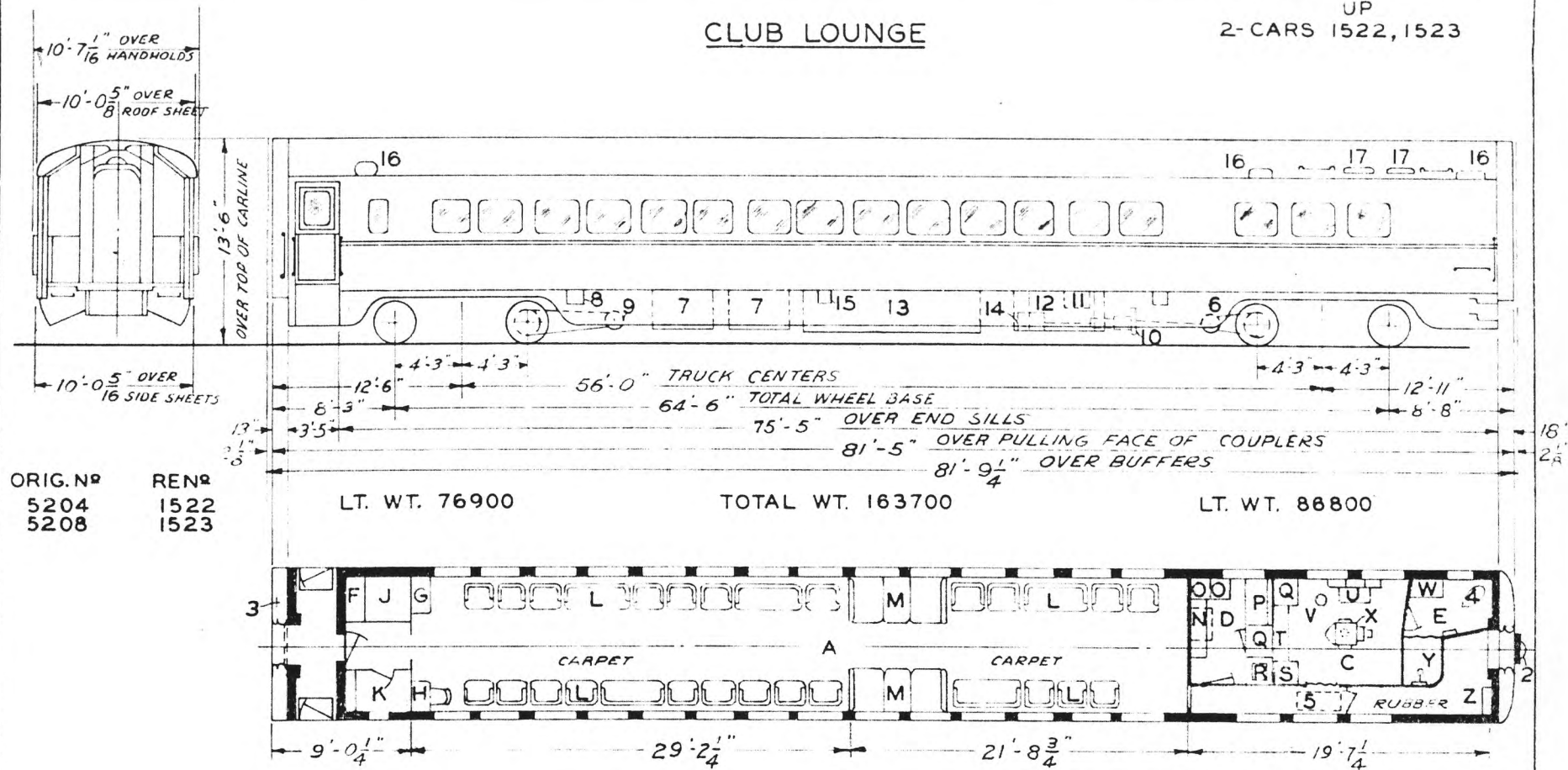
				12-6	DATE	DIAGRAM
				46		P-5-6
				A	ISSUE	DRAWN
						10-27-42





# CLUB LOUNGE

UP  
2-CARS 1522, 1523



ORIG. N<sup>o</sup> 5204  
5208

REN<sup>o</sup> 1522  
1523

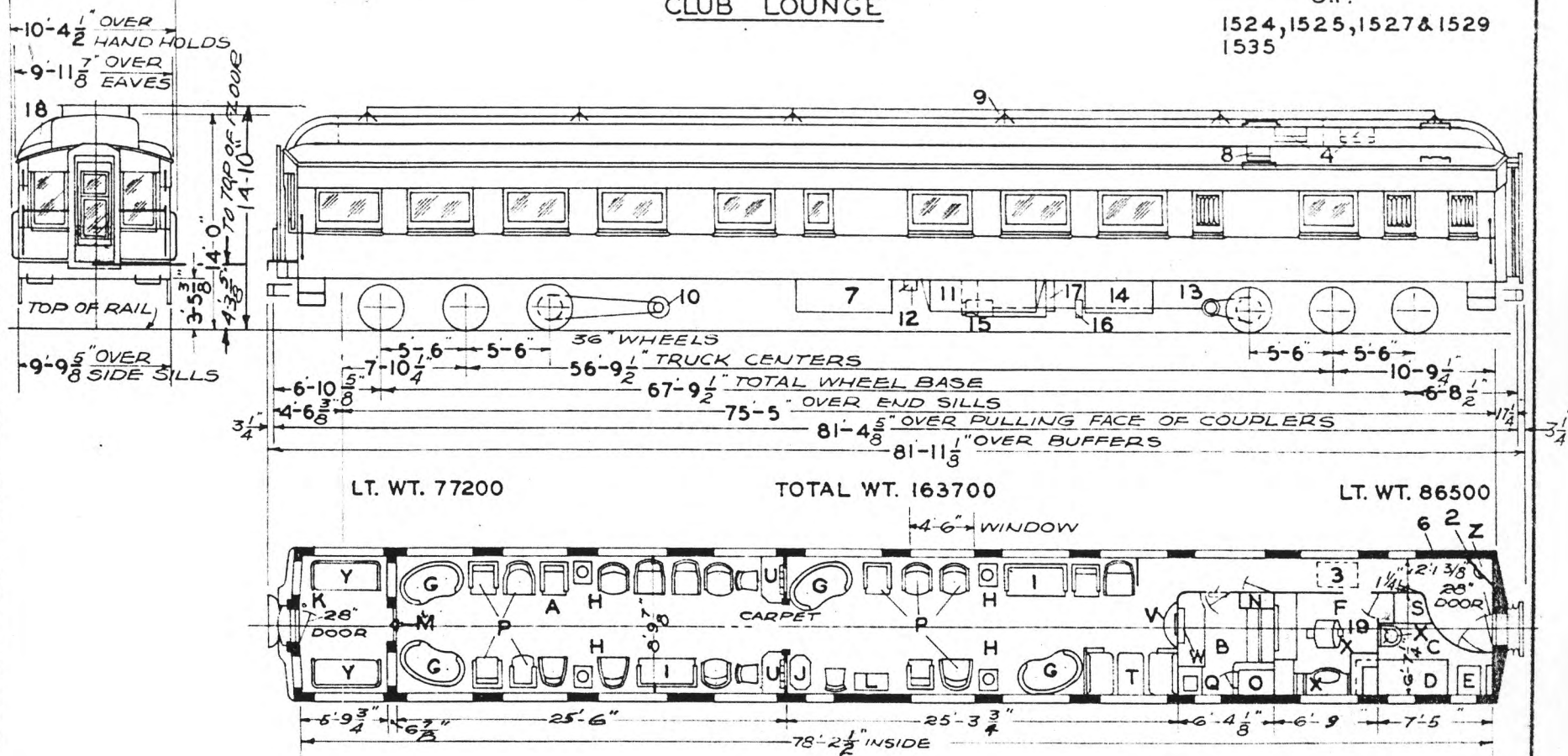
2 1/2" #1168 FLEX. STEAM CONDUIT #1117 2 1/2" END VALVES

				DATE	DIAGRAM
					P-5-9
				ISSUE	DRAWN
					6-30-47



CLUB LOUNGE

U.P.  
1524, 1525, 1527 & 1529  
1535



LT. WT. 77200

TOTAL WT. 163700

LT. WT. 86500

- A - OBS. LOUNGE-SEAT CAP. 44
- B - BUFFET
- C - NURSES ROOM
- D - NURSES BUNK
- F - SEAT HOPPER
- F - BARBER SHOP
- G - SOFAS
- H - TABLE
- J - MAGAZINE TABLE
- K - HANDBRAKE
- L - RADIO
- M - LOUD SPEAKER
- N - ELECTRIC LOCKER
- O - REFRIGERATOR - ICE COOLED
- P - LOUNGE CHAIRS
- Q - SINK
- R - ANNUNCIATOR
- S - LOCKER
- T - BERTH SECTION
- U - WRITING TABLE
- V - CONSOLE TABLE
- W - LIQUOR DISPLAY
- X - LAVATORY
- Y - SOLARIUM SETTEES
- Z - WATER COOLER

- 1 - SETTEES
- 2 - A.C. CONTROL CABINET
- 3 - RECIRCULATED AIR GRILLE  
2 FILTERS - 4"X 16"X 20"
- 4 - FRESH AIR INTAKE  
2 FILTERS - 4"X 9"X 20"
- 5 -
- 6 - WRECKING TOOLS
- 7 - SUPPLY BOX
- 8 - ICE HATCH
- 9 - AERIAL
- 10 - GENERATOR - 4 KW.
- 11 - BATTERY BOX
- 12 - BATT. CHARGING REC'P'T.
- 13 - DRIVE 5
- 14 - BRINE TANK
- 15 - STANDBY MOTOR
- 16 - SPEED CONTROL
- 17 - COMPRESSOR
- 18 - A.C. DUCT
- 19 - COOLING UNIT OVERHEAD

AXLES 5-1/2"X 10" FOR 5"X 9" CONDITIONS  
WATER SYSTEM - GRAVITY  
STEAM HEAT-VAPOR CO.  
OVERHEAD UNIT-FIN RADIATION

ROLLER BEARINGS  
WATER FILTER-GIESSEL-STONE  
SASH-1/4" PLATE GLASS-INSIDE  
AND OUTSIDE

BUILT - P.C.&M. CORP. - 1924  
REMODELED - OMAHA - 1930  
ORIG. FLOOR PLAN - D-CB-20831  
REMODELED PLAN - 234-CB-21633  
A.C. PULLMAN - 1934  
REMODELED - OMAHA - 1936 - CARS NO. -  
1524, 1525, 1527  
REMODELED - POCATELLO - 1937 - CAR  
NO. 1529  
REMODELED PLAN - 234-CB-21943


UNION PACIFIC RAILROAD CO.  
RESEARCH AND  
MECHANICAL STANDARDS

U.P. SPEC. 320

			12/10 46	DIAGRAM P-5-10
		A	ISSUE DATE	DRAWN 10-27-41

# CLUB LOUNGE

U. P.  
2-CARS 1537, 1538



LT. WT. 77500

TOTAL WT. 161500

LT. WT. 84000

TOTAL SEAT CAP. 48

- A - OBS. LOUNGE
- B - BUFFET
- C - NURSE'S ROOM
- D - NURSE'S BUNK
- E - SEAT HOPPER
- F -
- G - BAR SECTION
- H - TABLE
- I - BAR-BEV'G BELOW-ICE
- J - HAND BRAKE
- K - RADIO-R.C.A. 15K
- L - LOUDSPEAKER - 10"
- M - ELECTRIC LOCKER
- N - SOLARIUM
- O - A.C. PIPE STACK
- P - SINK
- Q - ANNUNCIATOR
- R - LOCKER
- S - BERTH SECTION
- T - WRITING TABLE
- V -
- W - TOILET
- X - LAVATORY
- Y -
- Z - THERMOS - CARAFE

- 1 -
- 2 - A.C. CONTROL CABINET
- 3 - RECIRCULATED AIR GRILLE  
2 FILTERS - 4' X 16' X 20"
- 4 - FRESH AIR INTAKE  
2 FILTERS 6" X 10' X 20"
- 5 -
- 6 - WRECKING TOOLS
- 7 - CONTROL BOX
- 8 - SUPPLY BOX
- 9 - AERIAL
- 10 - GENERATOR 5KW
- 11 - BATTERY BOX
- 12 - BATTERY CHARGING RECP'T.  
BCRA - 100 P.N.
- 13 - DRIVE No. 5
- 14 -
- 15 - STANDBY MOTOR
- 16 - SPEED CONTROL
- 17 - COMPRESSOR
- 18 -
- 19 - COOLING UNIT OVERHEAD
- 20 - EXH. FAN
- 21 -
- 22 - EXH. FAN

- ROLLER BEARINGS
- AXLES 5-1/2" X 10" FOR 5" X 9" CONDITIONS
- WATER SYSTEM - GRAVITY
- STEAM HEAT-VAPOP CO.
- OVERHEAD - UNIT FIN RADIATION
- SASH 3/16" PLATE GLASS INSIDE  
& OUTSIDE
- VENETIAN BLINDS
- MULTIVENT CEILING

BUILT - P.C.&M. CORP. - 1924  
REMODELED - OMAHA - 1937  
A.C. PULLMAN - 1937  
ORIG. FLOOR PLAN - D-CB-20831  
REMODELED PLAN - 236-CB-22062

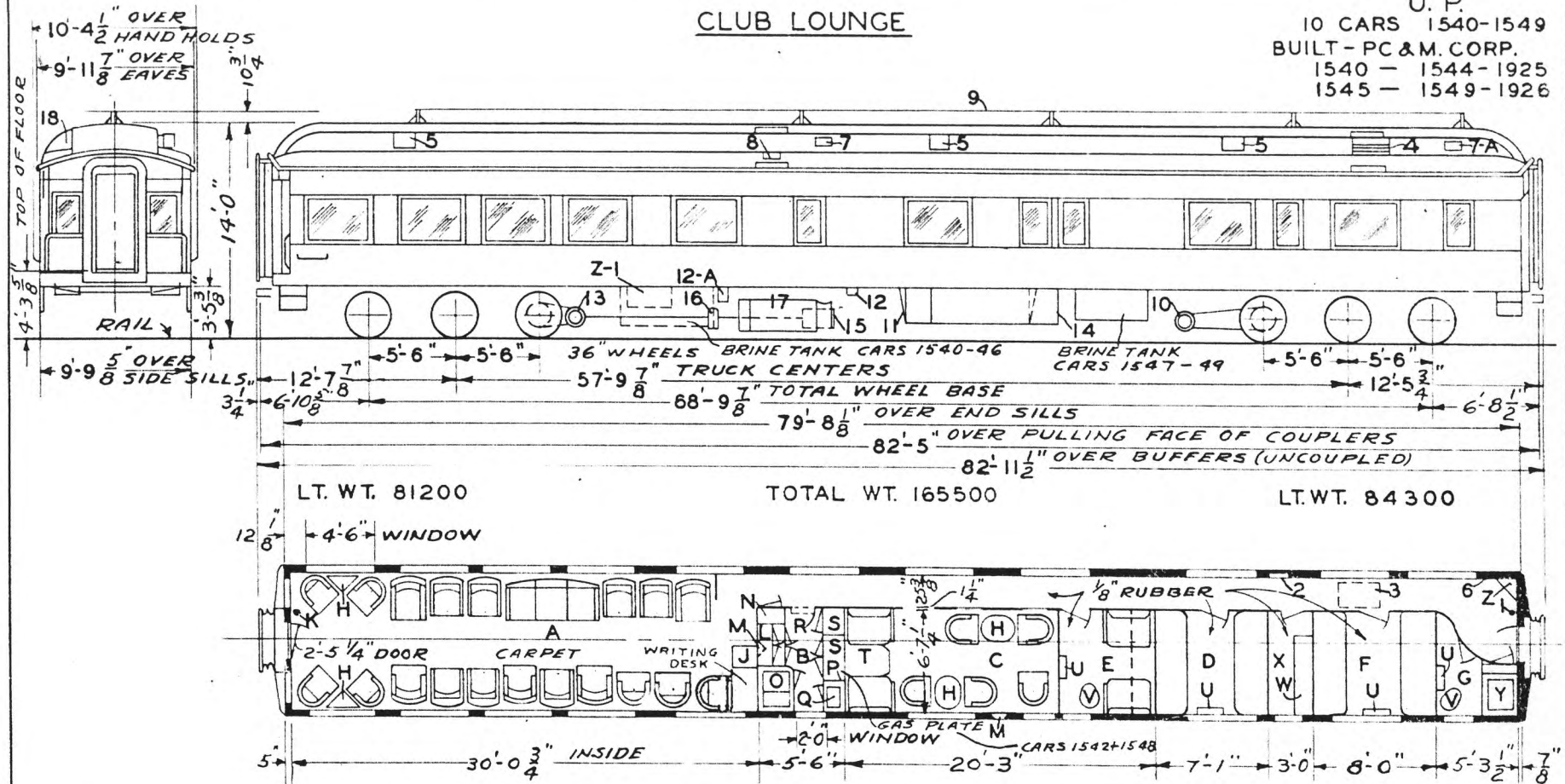
UNION PACIFIC RAILROAD CO.  
RESEARCH AND  
MECHANICAL STANDARDS

			12-10-46	DATE	DIAGRAM
				ISSUE	P-5-11
			A		DRAWN
					10-27-41

U. P. SPEC. 320

# CLUB LOUNGE

U. P.  
10 CARS 1540-1549  
BUILT - PC & M. CORP.  
1540 - 1544-1925  
1545 - 1549-1926



LT. WT. 81200

TOTAL WT. 165500

LT. WT. 84300

- A-OBS. LOUNGE-SEATING CAP.-22
- B-BUFFET
- C-SMOKING ROOM SEATING CAP.-9
- D-WAITERS ROOM (2-3 TIER BUNKS)
- E-STEWARDS ROOM (BERTH SECTION)
- F-COOKS ROOM (2-2 TIER BUNKS)
- G-BATHROOM
- H-TABLES
- J-MAG. TABLE- U.P. 0440
- K-HANDBRAKE
- L-RADIO-R.C.A. VICTOR-TYPE-K-130
- M-LOUDSPEAKER-UTAH 8P-8" DIA.
- N-ELECTRIC LOCKER
- O-REFRIGERATOR-ICE COOLED
- P-CHILL BOX
- Q-SINK-12x15
- R-ANNUNCIATOR-20 CALL-EDWARDS #813
- S-LOCKERS-ABOVE
- T-BERTH SECTION
- U-FOLDING WASHSTANDS
- V-OPEN HOPPER
- W-OVERHEAD SHELF
- X-CLOTHES LOCKER
- Y-TUB WITH SHOWER
- Z-WATER COOLER-ICE
- Z-1-SKELL GAS TANK APPLN DWG.204 CB22964

- 1-FIRE EXT.-1 QT. PYRENE
- 2-A-C. CONTROL CABINET
- 3-REC. AIR GRILLE  
FILTER 2-4X16x20
- 4-FRESH AIR INTAKE-  
FILTER 2-4x9x25
- 5-EXH. FANS-10" S.C.H. & L-  
CO'S. #19424
- 6-WRECKING TOOLS
- 7-VENTS & 7-A-EXH. FAN DIEHL-W-27-15
- 8-ICE HATCH
- 9-AERIAL
- 10-GENERATOR-S.C.H. & L-  
CO'S- 4 KW.
- 11-BATT. BOX
- 12-BATT. RECPT. N°1569C CARS 1540-46
- 12-A- " " CARS 1547, 48 & 49
- 13-DRIVE-5 A-CARS 1547-1549 &  
5B-CARS-1540 TO 1546
- 14-AIR PRESSURE WATER TANKS
- 15-STANDBY MOTOR
- 16-SPEED CONTROL
- 17-COMPRESSOR
- 18-A.C. DUCT
- PULLMAN A.C.-1540-46-1935
- " " -1547-49-1934

- AXLES 5-1/2"x10" FOR 5"x9" CONDITIONS
- ROLLER BEARINGS
- WATER SYSTEM-AIR PRESSURE
- STEAM HEAT-FLOOR PIPE & FIN RAD.
- STEAM HEAT-OVERHEAD-UNIT FIN-RADIATION-V.C.H. CO.
- WATER FILTER-GIESSEL #15-F-595
- SASH 1/4" SAFETY-INSIDE
- " 1/4" PLATE-OUTSIDE
- WASH WATER HEATER-V.C.H. CO'S #598

- END DOOR LOCKS-A & W #617
- REMODELED-OMAHA SHOPS-1940
- FLOOR PLAN-237-CB-22644
- " " 237-CB-23273-1942

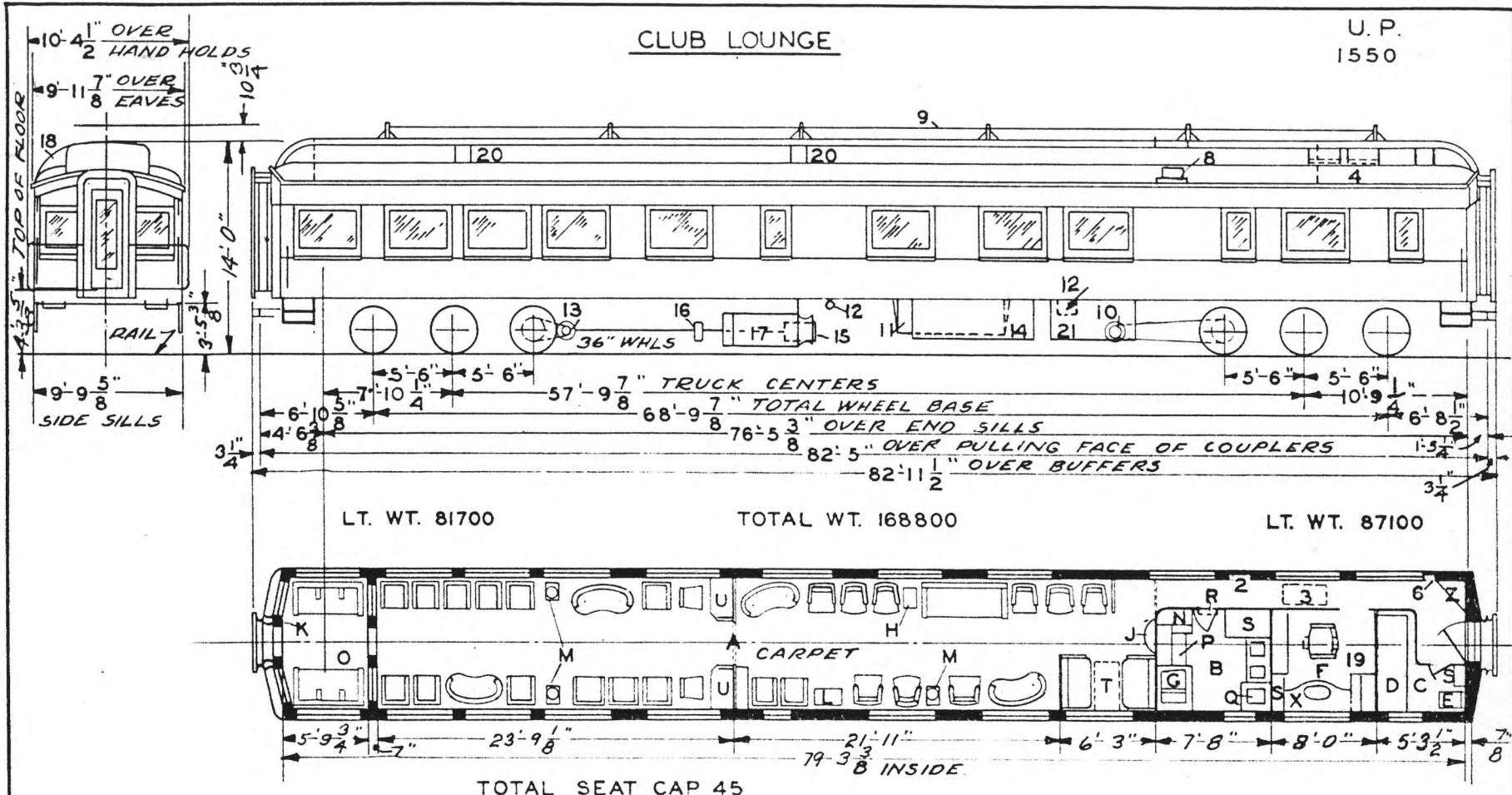
UNION PACIFIC RAILROAD CO.  
RESEARCH AND  
MECHANICAL STANDARDS

			12-10 46	DIAGRAM P-5-12
			A	DRAWN 1-12-43

U. P.  
SPEC. 320

# CLUB LOUNGE

U. P.  
1550



LT. WT. 81700

TOTAL WT. 168800

LT. WT. 87100

TOTAL SEAT CAP 45

- A - OBS. LOUNGE
- B - BUFFET
- C - NURSE'S ROOM
- D - NURSE'S BUNK
- E - SEAT HOPPER
- F - BARBER SHOP
- G - REFRIGERATOR - ICE
- H - TABLE
- I - CONSOLE TABLE
- J - HANDBRAKE
- K - RADIO - R.C.A. 280
- L - TABLE & LAMP
- M - ELECTRIC LOCKER
- N - SOLARIUM
- O - TABLE & LOCKERS
- P - SINK
- Q - ANNUNCIATOR
- R - LOCKER
- S - BERTH SECTION
- T - WRITING TABLE
- U - LAVATORY
- V - WATER COOLER

- 1 -
- 2 - A.C. CONTROL CABINET
- 3 - RECIRCULATED AIR FILTERS 2-2 X16" X 20"
- 4 - FRESH AIR INTAKE  
2 FILTERS 4" X 9" X 25"
- 5 -
- 6 - WRECKING TOOLS
- 7 -
- 8 - ICE HATCH
- 9 - AERIAL
- 10 - GENERATOR 5 KW
- 11 - BATTERY BOX
- 12 - " CHARGING RECPT
- 13 - DRIVE NO. 5
- 14 - AIR PRESSURE WATER TANKS
- 15 - STANDBY MOTOR
- 16 - SPEED CONTROL
- 17 - COMPRESSOR
- 18 - A.C. DUCT
- 19 - COOLING UNIT OVER-HEAD
- 20 - EXH. FANS
- 21 - BRINE TANK

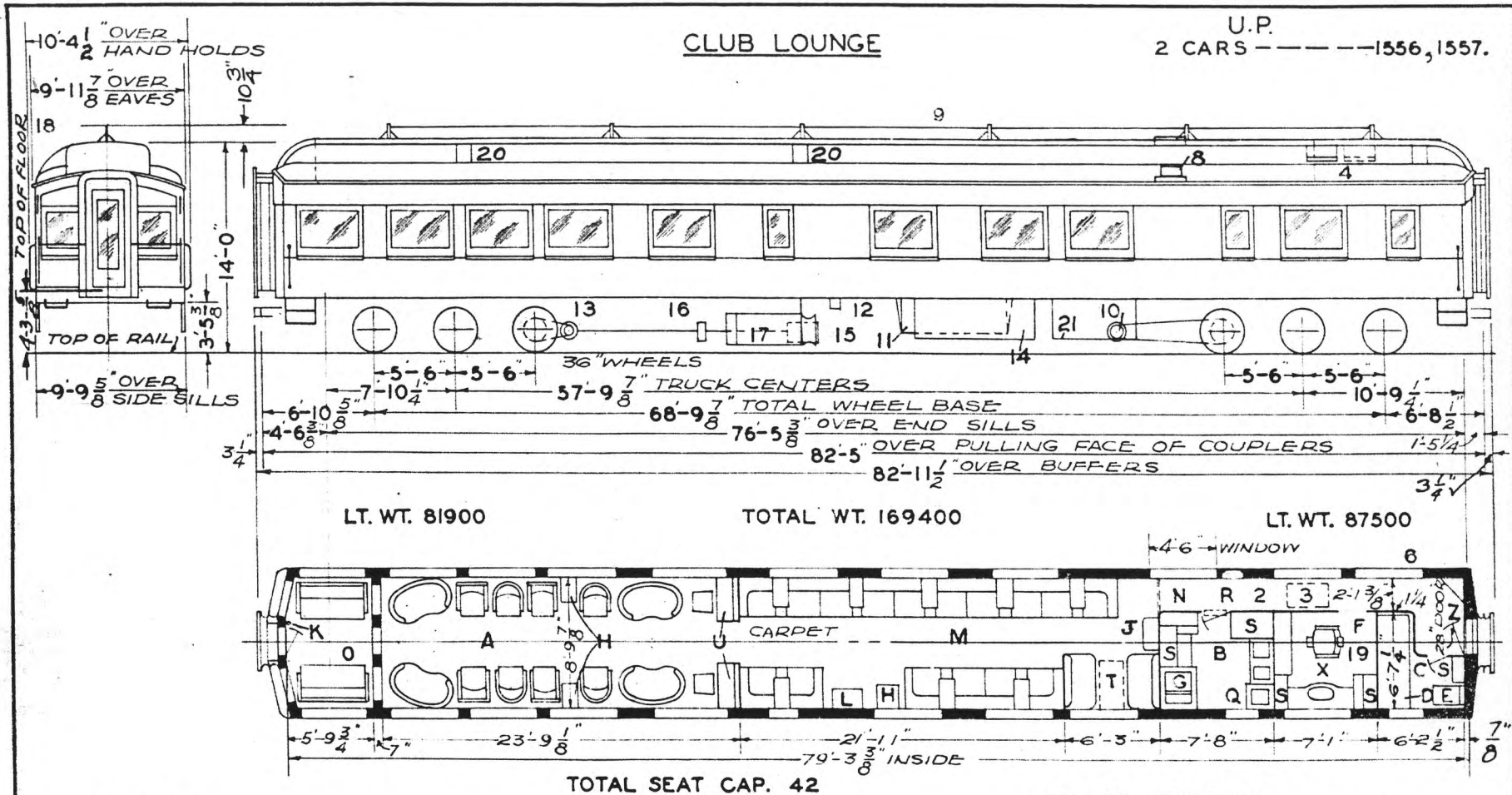
ROLLER BEARINGS  
AXLES 5-1/2" X 10" FOR 5" X 9" CONDITIONS  
WATER SYSTEM - AIR PRESSURE  
STEAM HEAT-VAPOR CO.-FLOOR PIPE-  
OVERHEAD UNIT-FIN RADIATION  
SASH 1/4" PLT. GLASS INSIDE & OUTSIDE.  
WATER FILTER-GIESSEL

BUILT - P.C.&M. CORP. 1927  
REMODELED CHICAGO 1934  
A.C. PULLMAN 1934  
ORIG. FLOOR PLAN D-CB-20918  
REMODELED PLAN P.C.&M 70-B-54

UNION PACIFIC RAILROAD CO  
RESEARCH AND  
MECHANICAL STANDARDS

				12-10	46	DATE	DIAGRAM		
				A	ISSUE	DRAWN	P-5-13		
							10-27-41		

U.P. SPEC. 320



- A - OBS. LOUNGE
- B - BUFFET
- BB - NURSES ROOM
- CC - NURSES BUNK
- DD - SEAT HOPPER
- EE - BARBER SHOP
- FF - REFRIGERATOR - ICE
- GG - TABLE
- HH - CONSOLE TABLE
- II - HANDBRAKE
- JJ - RADIO R.C.A. 911-K
- KK - BAR SECTION
- LL - ELECTRIC LOCKER
- MM - SOLARIUM
- NN - SINK
- OO - ANNUNCIATOR
- PP - LOCKER
- QQ - BERTH SECTION
- RR - WRITING TABLE
- SS - LAVATORY
- TT - WATER COOLER

- 1 -
- 2 - A.C. CONTROL CABINET
- 3 - RECIRCULATED AIR FILTERS 2-2' X 16" X 20"
- 4 - FRESH AIR INTAKE - 2 FILTERS 4' X 9' X 23"
- 5 -
- 6 - WRECKING TOOLS
- 7 -
- 8 - ICE HATCH
- 9 - AERIAL
- 10 - GENERATOR - 5 KW
- 11 - BATTERY BOX
- 12 - " CHARGING RECPT.
- 13 - DRIVE No. 5
- 14 - AIR PRESSURE WATER TANKS
- 15 - STANDBY MOTOR
- 16 - SPEED CONTROL
- 17 - COMPRESSOR
- 18 - A. C. DUCT
- 19 - COOLING UNIT OVER-HEAD
- 20 - EXH. FANS
- 21 - BRINE TANK

ROLLER BEARINGS  
 AXLES 5-1/2" X 10" FOR 5' X 9" CONDITIONS  
 WATER SYSTEM - AIR PRESSURE  
 STEAM HEAT - VAPOR CO - FLOOR - PIPE -  
 OVERHEAD UNIT - FIN RADIATION  
 WATER FILTER - GIESSEL  
 SASH - 1/4" PLT. GLASS - INSIDE & OUTSIDE  
 WATER HEATER TACO 1-A  
 " MIXER - " " No. 525

BUILT - PC&M CORP. - 1927  
 REMODELED - DENVER - 1937 - CHICAGO '34  
 A.C. PULLMAN - 1934  
 ORIG. FLOOR PLAN - D-CB-20918  
 REMODELED PLAN - 236-CB-22060

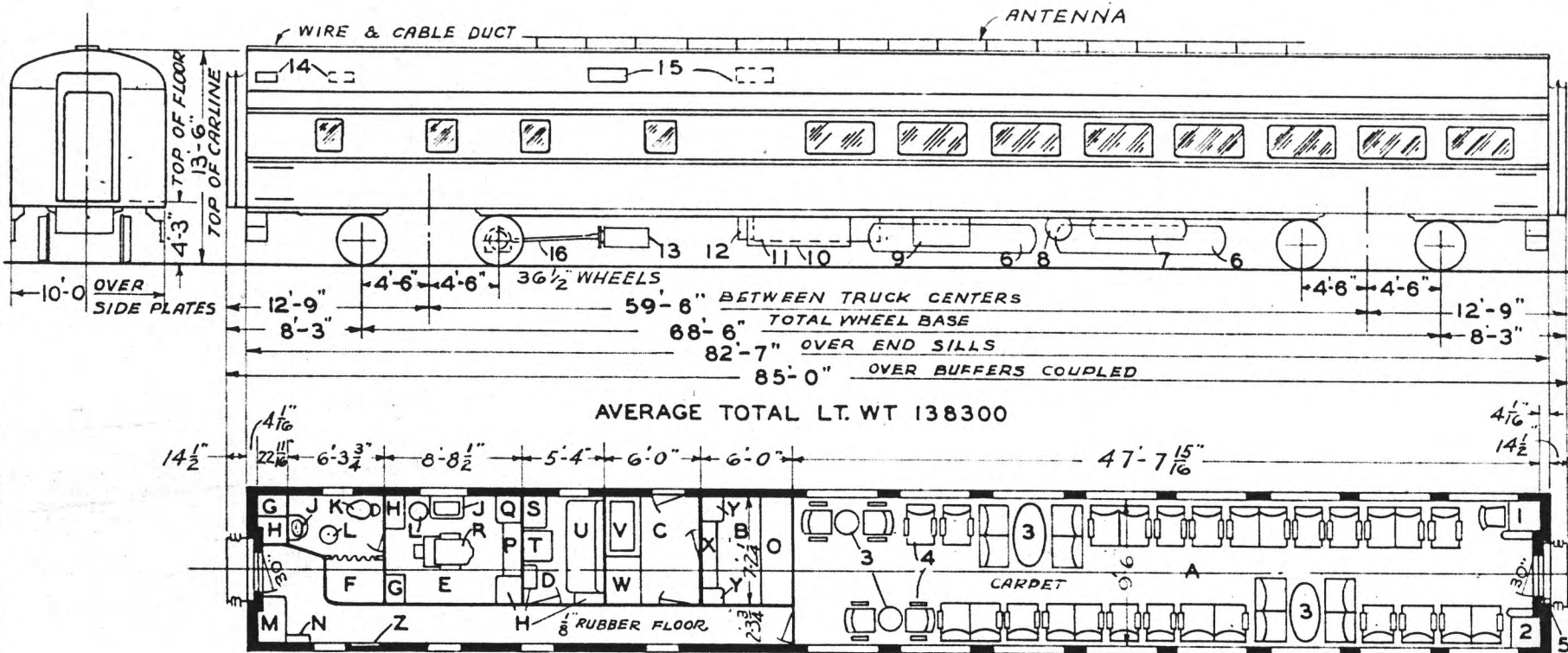
UNION PACIFIC RAILROAD CO.  
 RESEARCH AND  
 MECHANICAL STANDARDS

			12-10	4-6	DATE	DIAGRAM P-5-14
			5-12	4-2		
			B	A	ISSUE	DRAWN 10-27-41

U. P. SPEC. 320

# CLUB LOUNGE

U.P.  
FOR CAR NAMES & NO'S.  
SEE LIST BELOW



- A - LOUNGE - SEAT CAP. 38
- B - BAR ROOM
- C - BAR STORAGE
- D - STEWARD'S ROOM
- E - BARBER SHOP
- F - SHOWER
- G - GUEST LOCKER
- H - LOCKER
- J - WASHSTAND
- K - HOPPER
- L - STOOL
- M - ELECTRIC LOCKER
- N - A. C. LOCKER
- O - SERVICE BAR
- P - STERILIZER
- Q - TOWEL LOCKER
- R - BARBER CHAIR
- S - CHAIR HOPPER
- T - DROP TABLE
- U - UPPER & LOWER BERTH
- V - REFRIGERATOR
- W - WINE & LIQUOR STORAGE - RADIO & LINEN LOCKER ABOVE
- X - BACK BAR
- Y - LINEN LOCKER
- Z - WRECKING TOOL - FIRE EXT. - FIRST AID KIT & FLASH LIGHT CABINET

- 1 - WRITING TABLE
- 2 - MAGAZINE RACK
- 3 - TABLES
- 4 - CHAIRS
- 5 - HAND BRAKE
- 6 - WATER TANK 200 GAL. EACH
- 7 - AIR SUPPLY RESERVOIRS
- 8 - WATER RAISING RESERVOIR
- 9 - FRIGIDAIRE A. C. COMPRESSOR ER-3684
- 10 - FRIGIDAIRE EVAP. CONDENSER ER-2810
- 11 - BATTERY BOX
- 12 - MOTOR ALTERNATOR MG-17
- 13 - GENERATOR - G.M.G.-150-A2
- 14 - EXHAUST VENT
- 15 - FRESH AIR INTAKE VENT.
- 16 - SPICER DRIVE

- 6200 - LOUP RIVER
- 6201 - PLATTE "
- 6202 - COLUMBIA "
- 6203 - COLORADO "
- 6204 - GREEN "
- 6205 - MOJAVE "
- 6206 - PORTNEUF "
- 6207 - PAYETTE "
- 6208 - WEBER "

- ROLLER BEARINGS.
- AXLES - 6" X 1 1/2"
- WATER SYSTEM - AIR PRESSURE.
- STEAM HEAT - UNIT FIN RADIATION VAPOR CO.
- SASH - 1/4" SAFETY GLASS INSIDE
- 1/4" SOLEX GLASS OUTSIDE
- COUPLER - TIGHTLOCK - TYPE - H.
- DRAFT GEAR WAUGHMAT TWIN CUSHION.

BUILT A. C. F. CO.  
FLOOR PLAN 7667159 - LOT - 3034

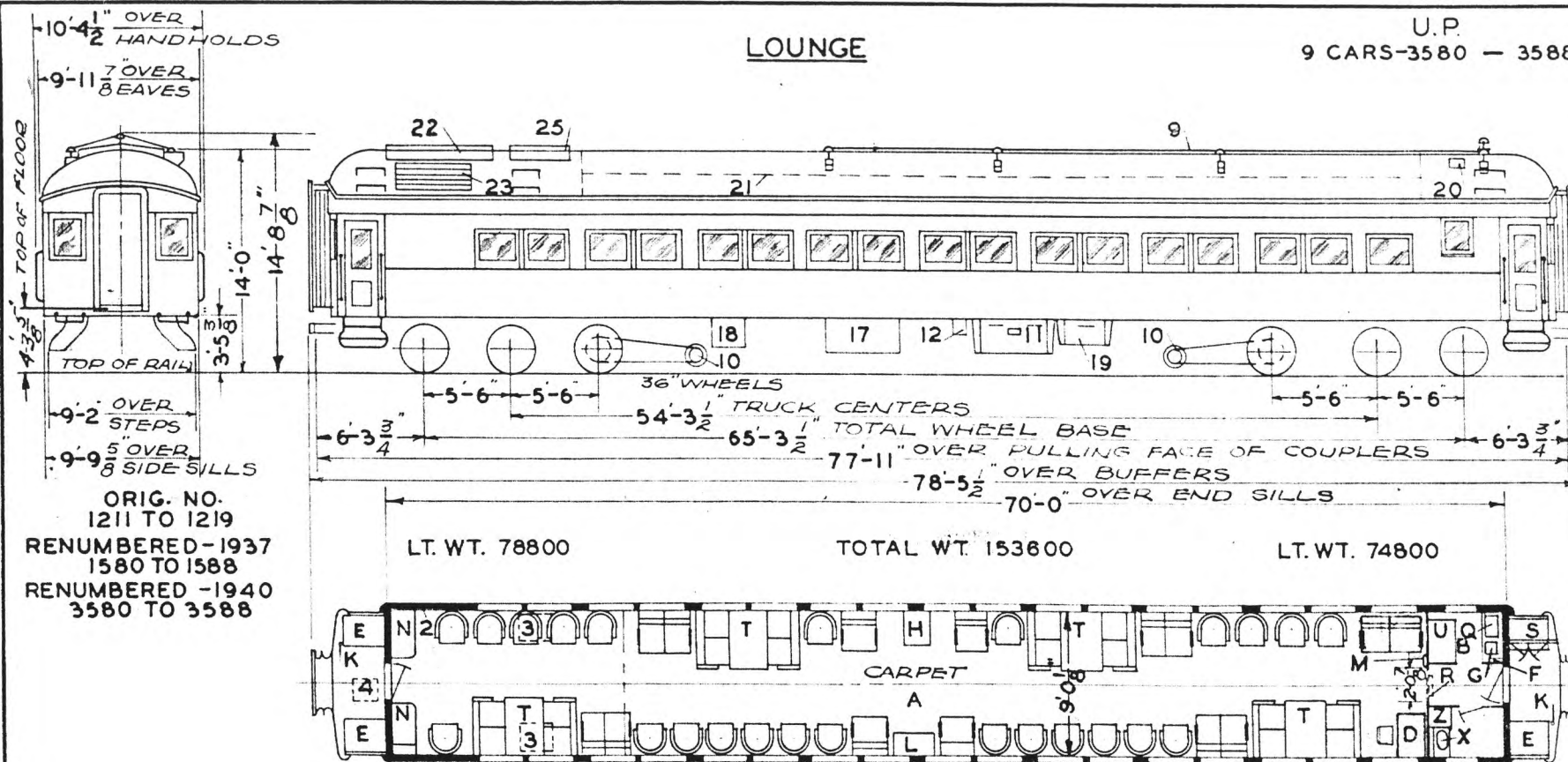
UNION PACIFIC RAILROAD CO.

RESEARCH AND  
MECHANICAL STANDARDS

					ISSUE DATE	DIAGRAM P-5-15
						DRAWN 9-1-49

# LOUNGE

U.P.  
9 CARS-3580 - 3588



ORIG. NO.  
1211 TO 1219  
RENUMBERED - 1937  
1580 TO 1588  
RENUMBERED - 1940  
3580 TO 3588

- A - LOUNGE SEAT CAP. 54
- B - BUFFET - LINOLEUM FLOOR
- C
- D
- E - WRITING DESK
- F - VEST TRAP DOORS
- G - WRECKING TOOLS
- H - CHIPPED ICE - CHILL BOX BELOW
- I - MAGAZINE TABLE
- J
- K - HANDBRAKE
- L - RADIO R.C.A. 15 K
- M - MAIL BOX
- N - ELECTRIC LOCKER - 3" GLOBE VENT.
- O
- P
- Q
- R - SINK
- S - ANNUNCIATOR
- T - LOCKER
- U - CARD SECTION
- V - REFRIGERATOR - BOHN
- W
- X - LAVATORY
- Y
- Z - WATER COOLER - ELECTRIC

- 1 -
- 2 - A.C. CONTROL CABINET
- 3 - RECIRCULATED AIR GRILLE  
2 FILTERS 2'X16'X20"
- 4 - FRESH AIR INTAKE 1 FILTER  
6'X16'X20"
- 5 -
- 6 -
- 7 -
- 8 -
- 9 - AERIAL
- 10 - GENERATOR 5 KW
- 11 - BATTERY BOX
- 12 - " CHARGING REC'P.T.
- 13 -
- 14 -
- 15 -
- 16 -
- 17 - MAKEUP TANK
- 18 - CONTROL BOX
- 19 - MOTOR GEN. BOX
- 20 - EXH. FAN - 9
- 21 - A.C. DUCT
- 22 - HATCH FOR RA-736 - REFRIG. UNIT
- 23 - AIR INTAKE FOR REFRIG. UNIT
- 24 -
- 25 - HATCH FOR A.C.F. 736  
BLOWER UNIT

- AXLES 5'X9"
- WATER SYSTEM - GRAVITY
- STEAM HEAT - VAPOR CO. - FLOOR & OVERHEAD - UNIT FIN RADIATION
- SASH - 1/4" PLATE GLASS INSIDE & OUTSIDE
- WATER HEATER - VAPOR CO. - No. 579
- WATER MIXER " " No. 525

BUILT - P.C.&M. CORP. - 1914  
 REMODELED - OMAHA - 1937  
 A.C. CARRIER - 1937  
 ORIG. FLOOR PLAN - D-CB-20050  
 REMODELED PLAN - 234-CB-22021

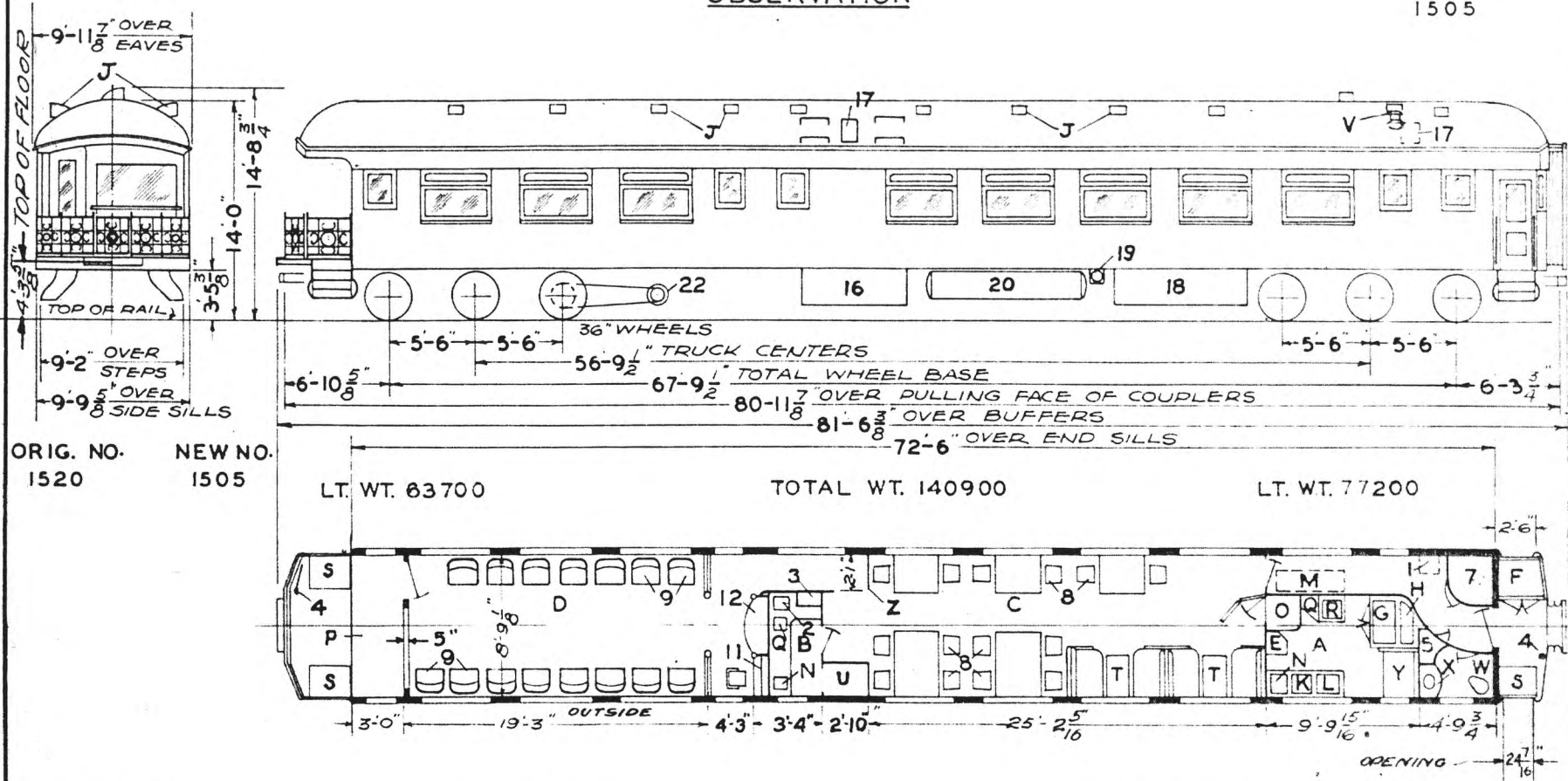
UNION PACIFIC RAILROAD CO.  
 RESEARCH AND  
 MECHANICAL STANDARDS

			12-10	46	DATE	DIAGRAM
					ISSUE	P-5-16
			A			DRAWN
						10-27-41

U.P. SPEC. 301

# CAFE OBSERVATION

U.P.  
1505



ORIG. NO. 1520  
NEW NO. 1505

LT. WT. 63700

TOTAL WT. 140900

LT. WT. 77200

- A - KITCHEN
- B - BUFFET
- C - CAFE - SEAT CAP. - 22
- D - LOUNGE - SEAT CAP. - 15
- E - COFFEE URN - GARBAGE - BELOW
- F - BEDDING LOCKER
- G - MEAT REFRIG. - ICE COOLED
- H - ICE COMP.
- I - VENTS
- J - MILK WELL
- K - FISH BASKET
- L - HOT WATER TANK ABOVE
- M - SINK
- N - FOLDING TABLE
- O - OBS. PLATFORM
- P - CHIPPED ICE WELL
- Q - CREAM WELL
- R - TRAP DOORS
- S - BERTH SECTIONS
- T - BOHN REF. - ICE
- U - SMOKE JACK
- V - TOILET
- W - LAVATORY
- X - RANGE
- Y - LOW WING PARTITION

- 1 - DROP SEAT
- 2 - ICE CREAM WELL
- 3 - ELECT. LOCKER
- 4 - HAND BRAKE
- 5 - LOCKER
- 6 -
- 7 - LINEN LOCKER
- 8 - DINING CHAIRS
- 9 - OBS. CHAIRS
- 10 -
- 11 - WRITING DESK
- 12 - BOOK CASE
- 13 -
- 14 -
- 15 -
- 16 - SUPPLY BOX
- 17 - ICE HATCH
- 18 - BATTERY
- 19 - " CHARGING RECP'T.
- 20 - GAS TANKS
- 21 -
- 22 - GENERATOR
- 23 -
- 24 -

AXLES 5' X 9"  
WATER SYSTEM - GRAVITY  
STEAM HEAT - VAPOR CO.

BUILT - P.C. & M. CORP. - 1915  
REMODELED - OMAHA SHOPS - 1932 -  
ORIG. FLOOR PLAN - D-CB-20025  
REMODELED FLOOR PLAN - BK.3-SK-2931

UNION PACIFIC RAILROAD CO.  
RESEARCH AND  
MECHANICAL STANDARDS

		R/10 46	DATE
A	ISSUE	P-5-17	DRAWN
		10-27-41	

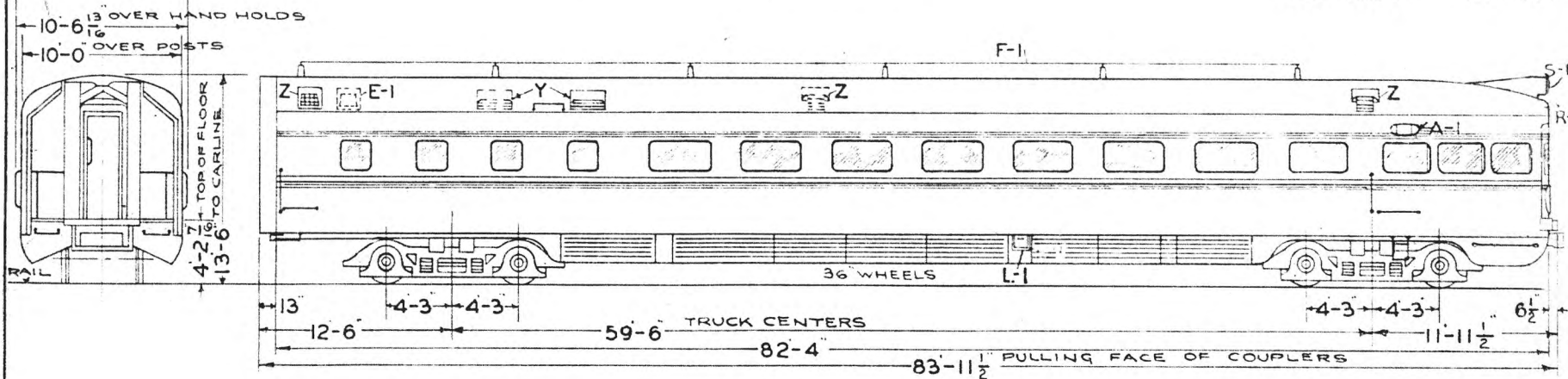
U.P. SPEC. 303





# OBSERVATION LOUNGE

U.P. -  
NOB HILL - - - S.F. - 901

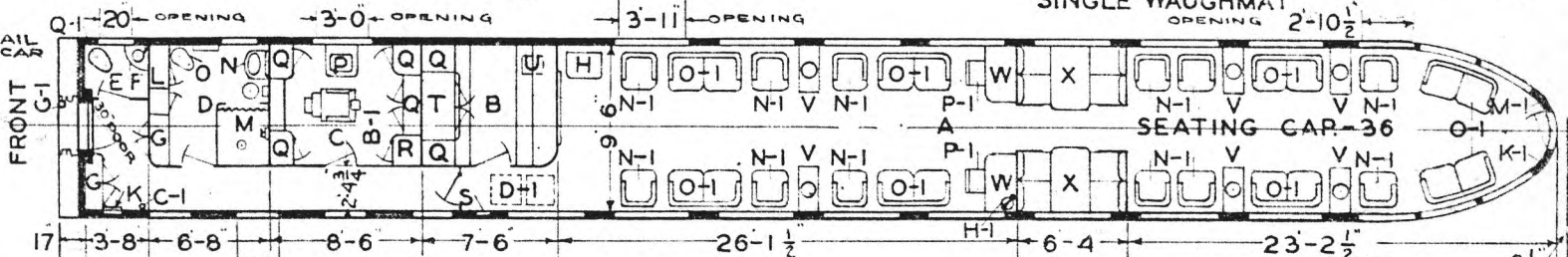


LT. WT. 66820

TOTAL WT. 122860  
#1196-2 1/2" FLEX. STEAM CONDUIT &  
#1117-2 1/2" END VALVE

LT. WT. 56040  
OBS. END COUPLER TYPE - E - RECTARY  
OPERATED DRAFT GEAR  
SINGLE WAUGHMAT  
OPENING 2'-10 1/2"

LIGHT WEIGHT AT RAIL  
INCLUDES WATER - CAR  
READY TO RUN

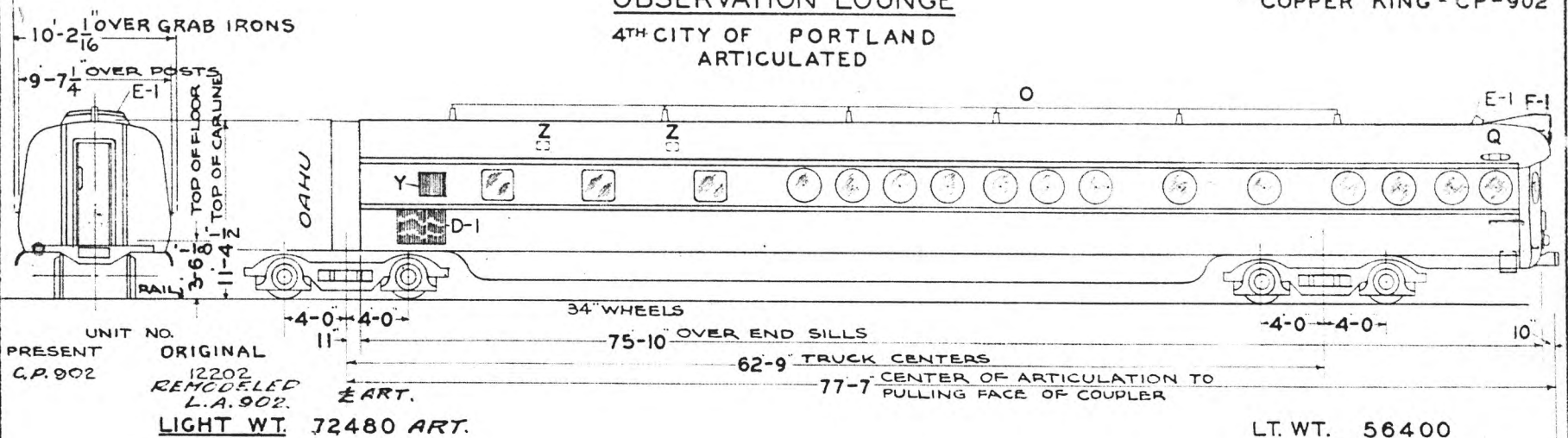


- A - OBS. LOUNGE
- B - BAR
- C - BARBER SHOP
- D - SHOWER ROOM
- E - GENERAL TOILET
- F - WASHSTAND - S.S. CO'S. - RF-55400
- G - ELEC. LOCKERS
- H - RADIO - R.C.A. VICTOR CONSOLE "15K-SPEAKER" 9803
- K - A.C. CONTROL CABINET
- L - LINEN & CLOTHES LOCKER
- M - SHOWER
- N - WASHSTAND - CRANE CO'S. RR-108-A-3
- O - DUNER HOPPER - IA
- P - SHAMPOO LAV. - S.S. CO'S. "F-117-SPECIAL
- Q - LOCKERS
- R - WATER COOLER - GEN. ELEC.
- S - ANNUNCIATOR - EDWARDS "6740-10 CALL
- T - REFRIG. - ICE
- U - 12"X14" BAR SINK
- V - MAGAZINE RACK - MARSHALL FIELD CO'S. "1104
- W - WRITING DESK - " " " " 1105
- X - BERTH SECTION
- Y - FRESH AIR INTAKES - 6" X 9" X 25" FILTERS
- Z - VENTS - 7 1/2" EXH FANS
- A-1 - MARKER LIGHT - PYLE NAT'L. CO'S. "B/P 12623-F
- B-1 - A.C. EQUIP'T. PULLMAN-1937
- C-1 - FIRE EXT. - 1 QT PYRENE
- D-1 - RECIRCULATED AIR - 2" X 20" X 20" FILTERS
- E-1 - VENT - 10" EXH. FAN

- F-1 - AERIAL
- G-1 - HANDBRAKE
- H-1 - DESK TELEPHONE
- K-1 - CREWS
- L-1 - WATER FILLER
- M-1 - CONTROL STATION
- N-1 - LOUNGE CHAIR - G.F. CO'S. 5302
- O-1 - 2 PASS. SETTEE - " " 5302-2
- P-1 - DESK CHAIR - " " 4704
- Q-1 - DUNER HOPPER "106 1/2"
- R-1 - BACKUP LIGHT - PYLE NAT'L. CO'S. "22-D-2040 SP
- S-1 - MARS SIGNAL LIGHT
- AXLES - FRONT TRUCK "6 X 11"
- AXLES - REAR "6 X 11"
- STEAM HEAT - FLOOR & OVERHEAD - VAPOR CAR HEATING CO.
- ELEC. HEAT - FLOOR - AT BERTH SECTION CUTLER HAMMER CO'S BULL-ETIN "15510 --- ALL OTHER ELEC. - FLOOR HEAT C.C.H. CO'S UNITS "598 WATER HEATER - V.C.H. CO. "525 MIXING VALVE - " AIR PRESSURE WATER SYSTEM 300 GALLON CAPACITY WATER FILTER - EVERPURE "7 DEHYDRATED SASH - THROUGHOUT CAR BUILT BY P.S.C.M. CO. 1937 LOT 6524 PLAN 7399 FLOOR PLAN DWG 237 ST 1269
- UNIT JAN. 1941 EQUIPT WITH WAUKESHA ICE ENGINE MODEL - E - "EVAP SUB COOLER - 60 GAL. " 4 CYL. FUEL CABINETS TYPE M " ENG. GEN. UNIT 7 1/2 K.W. MODEL - FC - X UNION PACIFIC RAILROAD CO. 2 MOTOR ALTERNATORS 32 V.DC - 110 VAC S.C.H.L. CO. 450 AMP HR. RESEARCH AND 2 BATT. BOXES - EXIDE - EPTA-19-C 6 HR. RATE MECHANICAL STANDARDS FLUORESCENT LIGHTING - SIDE & CENTER OF LOUNGE SECTION H.S.C SPEED GOV. CONTROL AIR BRAKES TRIM MOULDING LOUVER SKIRTS A.C. CONDENSER - AIR TIGHT LOCK COUPLER WITH INTEGRAL YOKE FRONT END ONLY DRAFT GEAR SINGLE WAUGHMAT

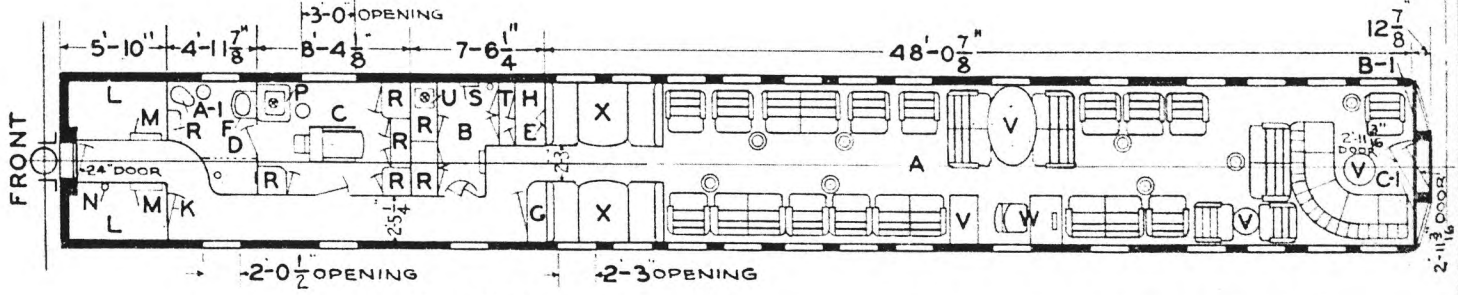
		12-6	46			DIAGRAM
		2-7	43			P-5-19
				ISSUE	DATE	
		B	A			DRAWN
						12-1-39

**OBSERVATION LOUNGE**  
4TH CITY OF PORTLAND  
ARTICULATED



LIGHT WEIGHT AT RAIL  
INCLUDES WATER-CAR  
READY TO RUN

MALE  
CENTER  
PLATE



- A - OBS. LOUNGE
- B - BUFFET
- C - BARBER SHOP
- D - SHOWER ROOM
- E - LOUDSPEAKER - R.C.A. VICTOR-TYPE 9717
- F - WASHSTAND - ST'D. SANITARY MFG. CO. - R.F. 55000
- G - ELEC. LOCKER
- H - RADIO LOCKER - R.C.A. VICTOR MODEL-810 K
- K - A.C. CONTROL CABINET
- L - A.C. EQUIP'T. 1938
- M - RECIRCULATED AIR-6'X20'X20' FILTER
- N - FIRE EXT.-1 QT. PYRENE
- O - AERIAL
- P - LAVATORY-ST'D. SANITARY MFG. CO.-F-157
- Q - MARKER LAMP-PYLE NAT'L. CO.-MLUP-502
- R - LOCKERS
- S - ANNUNCIATOR-EDWARDS 813-20 CALL
- T - REFRIGERATOR
- U - 12'X 14' BUFFET SINK
- V - TABLES
- W - WRITING DESK & CHAIR
- X - BERTH SECTION & BEDDING LOCKER
- Y - AIR INTAKE-6'X16'X20' FILTER
- Z - VENTS-7 1/2" EXH. FANS
- A-1-DUNER HOPPER-I-A
- B-1-CONTROL STATION
- C-1-TELEPHONE STATION
- D-1-CONDENSER AIR INTAKE
- E-1-AIR DEFLECTOR

SEATING CAP.-41  
F-1-BACK UP LIGHT  
& MARS SIGNAL LIGHT

- AXLES-FRONT TRUCK-6'X11"
- "-REAR " -6'X11"
- STEAM HEAT - FLOOR-VAPOR CO.
- ELEC. " - " - C.C.H.CO.-C-35239
- " " - " IN BUFFET-CUTLER
- HAMMER CO.-BULLETIN 15510
- ELEC. HEAT-OVERHEAD-C.C.H.CO.-A-10497
- "598 WATER HEATER-VAPOR CO.
- "525 MIXING VALVE - "
- A.P. WATER SYSTEM-242 GAL. CAP.
- DEHYDRATED SASH-THROUGHOUT CAR
- INSIDE SASH-OBS LOUNGE-DOUBLE-POLAROID
- REAR END TRAXO COUPLER WITH INTEGRAL YOKE
- DRAFT GEAR SINGLE WAUGHMAT

LOUNGE CEILING PYLE NAT'L.  
MULTIVENT  
#1168-2 1/2" FLEX. STEAM CONDUIT  
#1117-2 1/2" END VALVE, REAR END

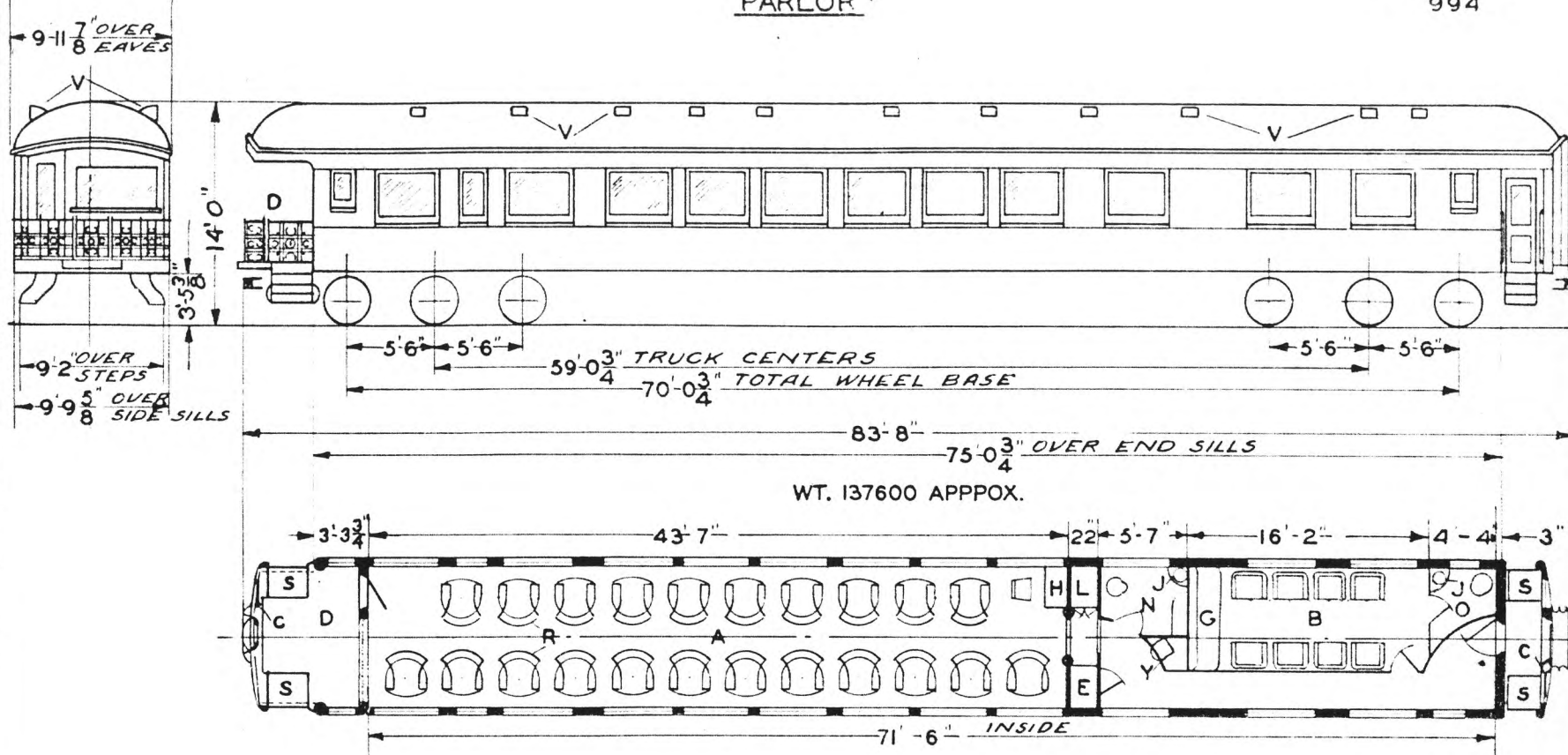
UNION PACIFIC RAILROAD CO.  
RESEARCH AND  
MECHANICAL STANDARDS

BUILT BY P.S.C. MFG. CO.-- 1936  
LOT 6433-PLAN 7341-C  
REMODELED-1938  
FLOOR PLAN DWG.-237-ST-286

		12-6-46	2-1-43	DATE	DIAGRAM
		B	A	ISSUE	P-5-20
					DRAWN
					12-1-39

PARLOR

O.W.R. & N.  
994



- A - MAIN COMP'T. SEAT CAP. 22
- B - SMOKING ROOM " " 12
- C - HAND BRAKE
- D - OBSERVATION PLATFORM
- E - SWITCHBOARD LOCKER
- F - SOFA
- G - WRITING TABLE
- H - WASH-STAND
- I - LOCKER
- J - WOMENS TOILET
- K - MENS TOILET
- L - REVOLVING CHAIRS
- M - TRAP DOORS
- N - VENTS
- O - WATER COOLER - ICE

CARS EQUIPPED WITH AXLE GEN.

AXLES - 5" X 9"  
STEAM HEAT - VAPOR CO.  
WATER SYSTEM - GRAVITY

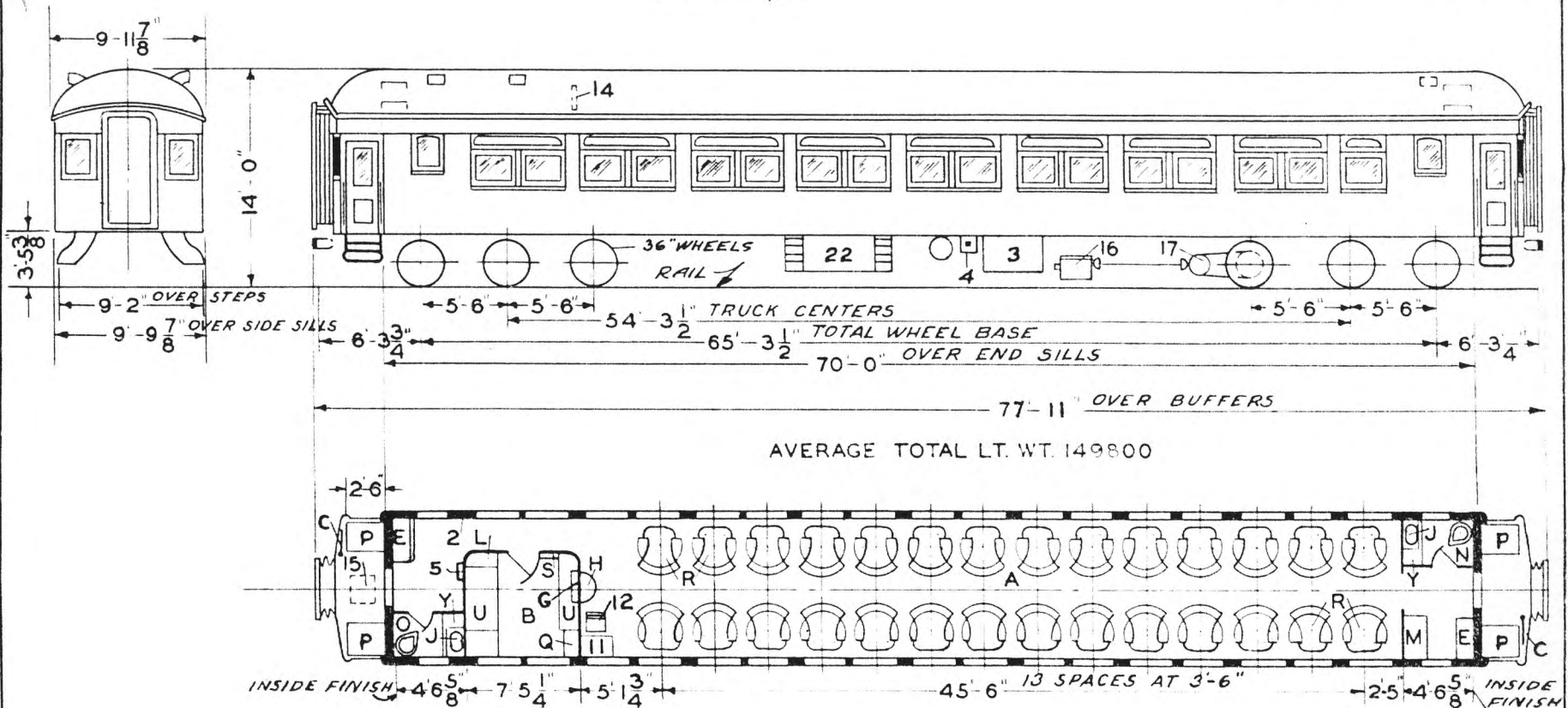
BUILT - P.C. & M. CORP. - 1912  
REMODELED - O.W.R. & N - 1917

UNION PACIFIC RAILROAD CO.  
RESEARCH AND  
MECHANICAL STANDARDS

				ISSUE DATE	DIAGRAM P-5-21
					DRAWN 10-27-41

# PARLOR

O.W. R. & N.  
2 CARS 995, 996



AVERAGE TOTAL LT. WT. 149800

- A - MAIN COMPT.-SEAT CAP. 28
- B - BUFFET
- C - HANDBRAKE
- D - SWITCHBOARD LOCKER
- E - LIQUOR DISPLAY
- F - CONSOLE TABLE
- G - WASHSTAND
- H - LOCKER
- I - LUGGAGE SHELVES
- J - WOMENS TOILET
- K - MENS TOILET
- L - TRAP DOORS
- M - SINK
- N - REVOLVING SEATS
- O - ANNUNCIATOR
- P - REFRIGERATOR-ICE
- Q - WATER COOLER-ICE

- 1 - A.C. CONTROL CABINET
- 2 - BATTERY BOX
- 3 - CHARGING REC'P'T.
- 4 - A. C. PIPE LOCKER
- 5 -
- 6 -
- 7 -
- 8 -
- 9 -
- 10 - WRITING TABLE
- 11 - DESK CHAIR
- 12 - REC. AIR GRILLE-2 FILTERS-2'X16'X20"
- 13 - FRESH AIR INTAKE-1 FILTER-2'X16'X20"
- 14 - GENERATOR GE-20 KW.
- 15 - DRIVE -JENNINGS
- 16 -
- 17 -
- 18 -
- 19 -
- 20 -
- 21 -
- 22 - CONDENSER-COMPRESSOR

AXLES-5'X9"  
WATER SYSTEM-GRAVITY  
STEAM HEAT VAPOR CH. CO.

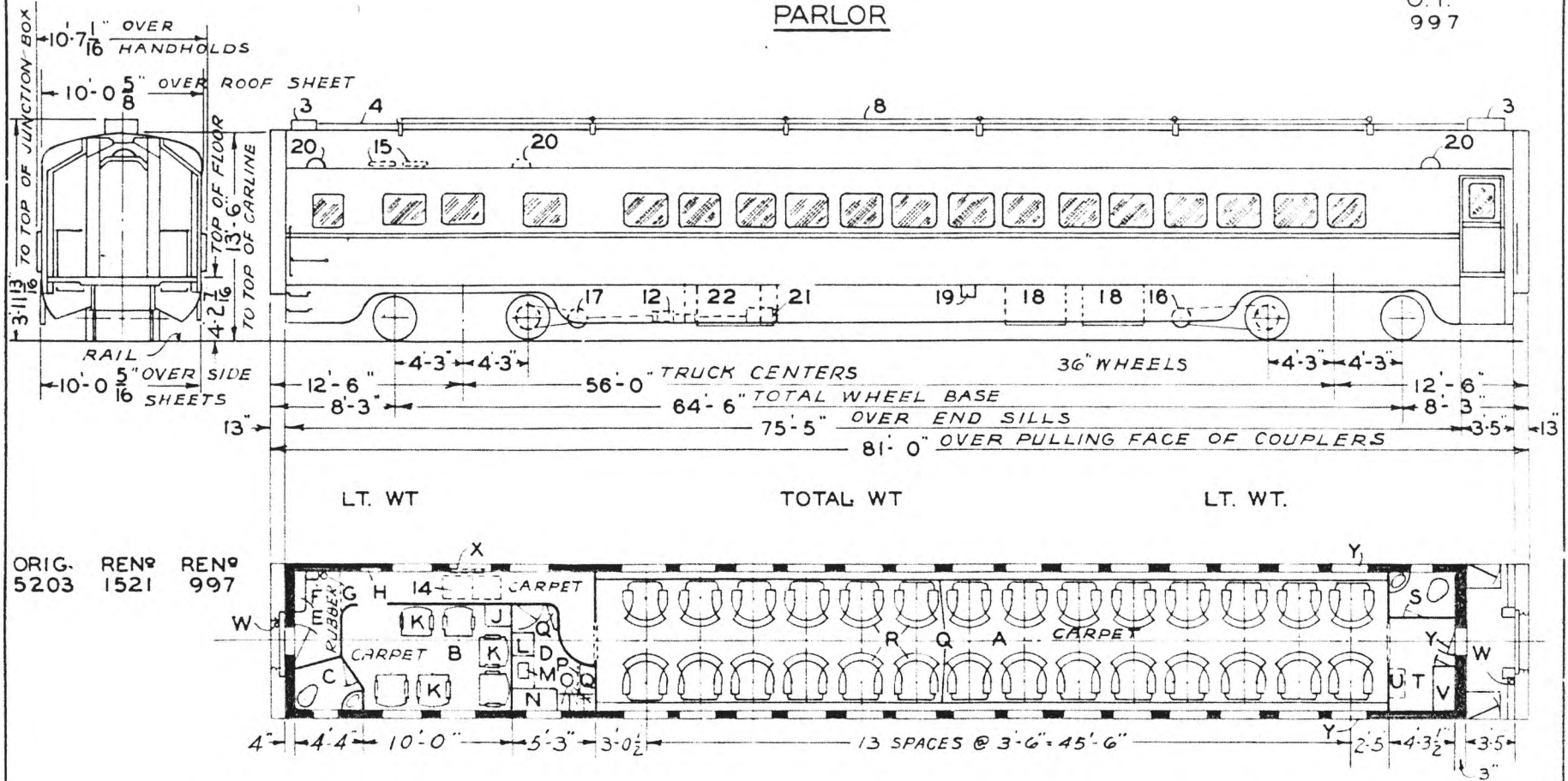
BUILT- P.C. & M. CORP. -1914  
REMODELED- POCO.-1936  
A.C. GENERAL ELECTRIC-1936  
FLOOR PLAN-236-CB-21978

UNION PACIFIC RAILROAD CO.  
RESEARCH AND  
MECHANICAL STANDARDS

				DATE	DIAGRAM
				ISSUE	P-5-22
					DRAWN
					10-27-41

PARLOR

U.P.  
997



ORIG. REN# REN#  
5203 1521 997

- A - MAIN COMP'T.-SEAT CAR.-28
- B - LOUNGE
- C - MENS TOILET
- D - BAR ROOM
- E - SWITCHBOARD LOCKER
- F - A.C. CONTROL LOCKER
- G - FIRE EXT.
- H - FIRST AID KIT
- J - WATER COOLER
- K - CHAIRS
- L - STORAGE LOCKER
- M - ICE WELL
- N - BEVERAGE COOLER
- O - SINKS
- P - RADIO LOCKER-ABOVE
- Q - SHELF
- R - REVOLVING SEATS
- S - WOMENS TOILET
- T - BAGGAGE SPACE
- U - MAGAZINE RACK
- V - LOCKER
- W - HANDBRAKE
- X - WRECKING TOOL CASE -ABOVE
- Y - CAR NUMBERING DEVICE

- 1 -
- 2 -
- 3 - JUNCTION BOX
- 4 - CABLE DUCT
- 5 -
- 6 -
- 7 -
- 8 - RADIO AERIAL
- 9 -
- 10 -
- 12 - SPEED CONTROL
- 13 -
- 14 - REC. AIR GRILLE-2 FILTERS - 6"X20"X20"
- 15 - FRESH AIR INTAKE - 1 FILTER - 6"X9"X25"
- 16 - GENERATOR - 5 KW
- 17 - A.C.DRIVE-5-C
- 18 - BATTERIES-FAR SIDE
- 19 - BATT. CHARGING RECP'T.-BOTH SIDES
- 20 - EXH. FANS- 7 1/2"
- 21 - STANDBY MOTOR
- 22 - COMPRESSOR -NEAR SIDE

TIGHT LOCK COUPLER WITH INTEGRAL YOKE.  
DRAFT GEAR SINGLE WAUGHMAT.

- AXLES 6"X11"
- WATER SYSTEM-AIR PRESSURE
- STEAM HEAT-FLOOR & OVERHEAD
- UNIT FIN RADIATION
- SASH-1/4" SAFETY GLASS-INSIDE
- " 3/16" PLATE " - OUTSIDE
- WATER HEATER-585-VAPOR CO.
- WATER MIXER - 525 - "
- HSC SPEED GOV. CONTROL AIR BRAKES-1941
- BUILT - P.S.C. MFG. CO.- 1937-LOT 6510
- A.C. PULLMAN - 1937
- REMODELED -OMAHA-1940
- ORIG. FLOOR PLAN-235-CB-22232
- REMODELED PLAN-235-CB-22778
- REMODELED PLAN-237-CB-25143-1949
- UNION PACIFIC RAILROAD CO.

RESEARCH AND MECHANICAL STANDARDS

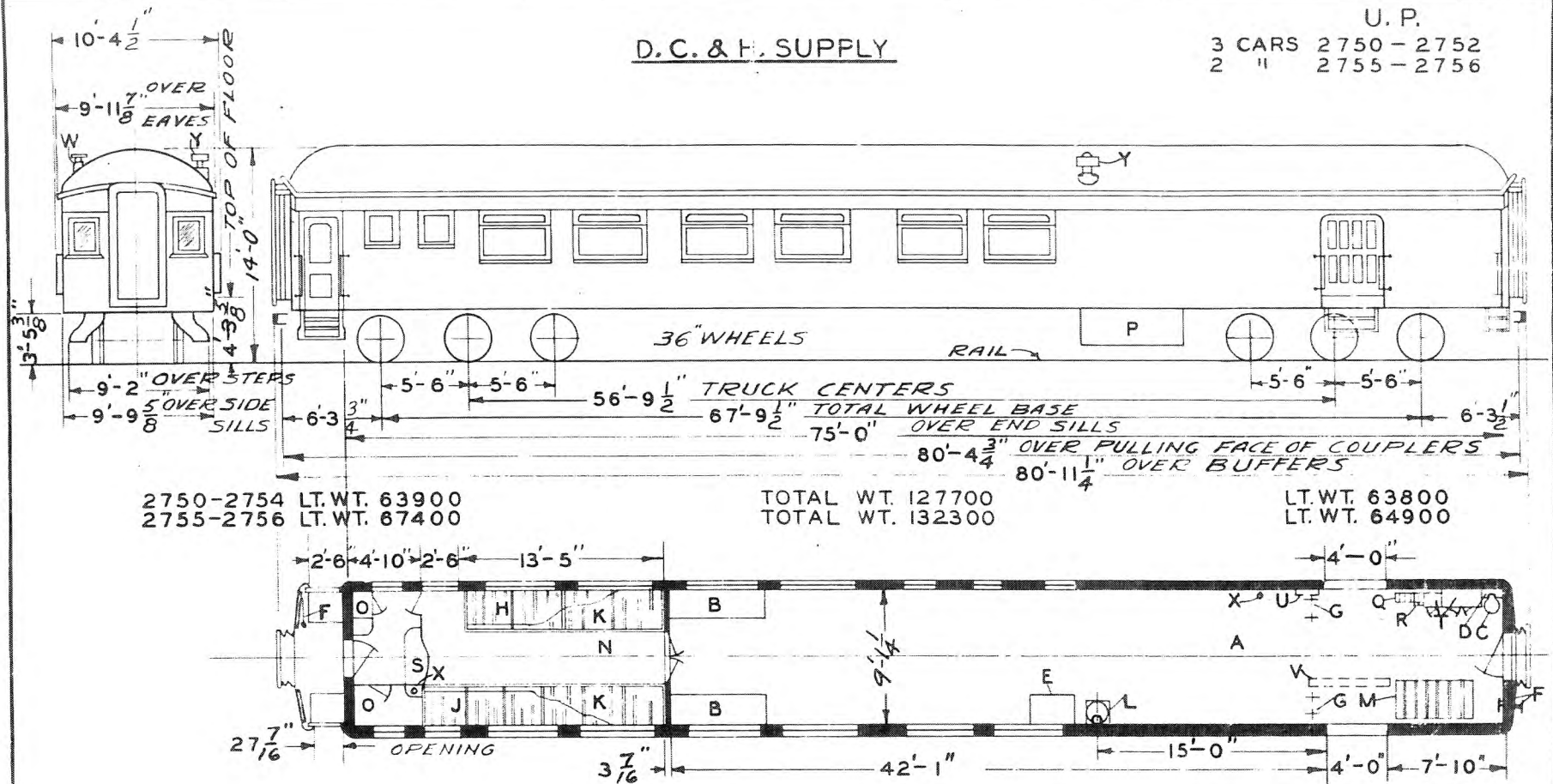
#1163-2 FLEX. STEAM CONDUIT & #1107-2 END VALVES

				ISSUE DATE	DIAGRAM P-5-23
				ISSUE DATE	DRAWN 9-1-49

D. C. & F. SUPPLY

U. P.

3 CARS 2750 - 2752  
2 " 2755 - 2756



2750-2754 LT. WT. 63900  
2755-2756 LT. WT. 67400

TOTAL WT. 127700  
TOTAL WT. 132300

LT. WT. 63800  
LT. WT. 64900

- A - BAGGAGE COMP'T.
- B - UPPER BERTHS
- C - HOPPER
- D - FOLDING WASHSTAND
- E - TABLE - DESK
- F - HANDBRAKE
- G - STANCHIONS
- H - ICE SHELVES ABOVE
- J - STORAGE SHELVES ABOVE
- K - FISH RACKS
- L - STOVE
- M - 3-STORAGE SHELVES
- N - COLD STORAGE COMP'T.
- O - LOCKERS
- P - TOOL BOX
- Q - PIGEON HOLE CASE-ABOVE
- R - WATER COOLER-BELOW
- S - SHELVES
- T - LOCKERS-WATER TANK-ABOVE
- U - BAGG. ROLLERS
- V - STRETCHER
- W - WATER FILLER
- X - FIRE EXT.
- Y - SMOKE JACK

AXLES 5" X 9"  
WATER SYSTEM - GRAVITY  
STEAM HEAT - VAPOR CO.  
SASH - 3/16" PLATE GLASS  
INSIDE & OUTSIDE

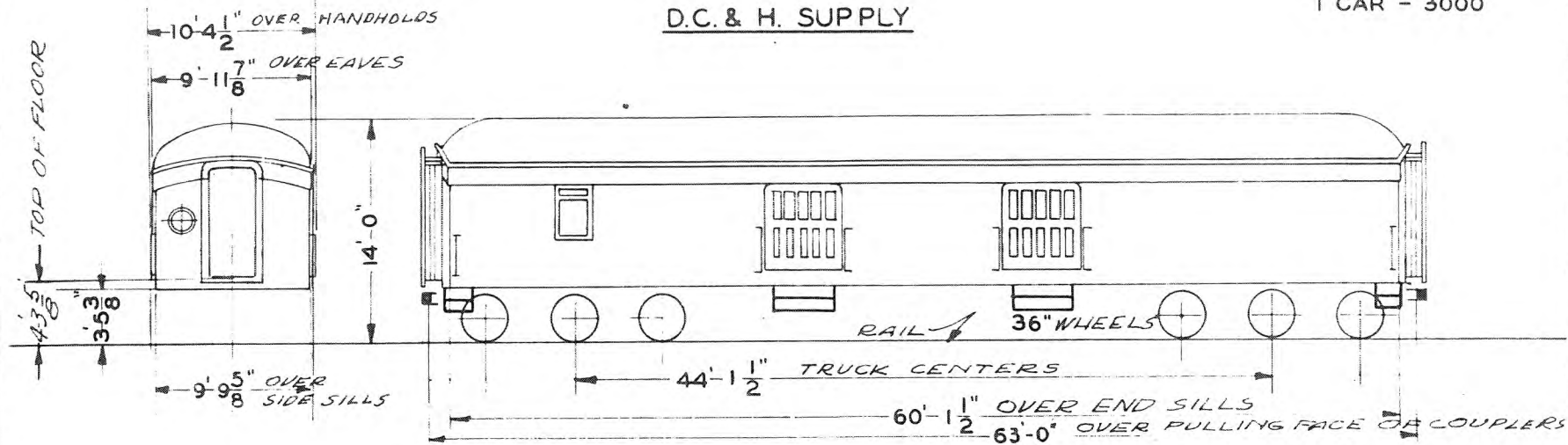
BUILT - P. C. & M. CO - 1912-14  
GENERAL DESIGN - D - CB - 20138  
FLOOR PLAN 236 CB 23263  
REMODELED 1942

UNION PACIFIC RAILROAD CO.  
RESEARCH AND  
MECHANICAL STANDARDS

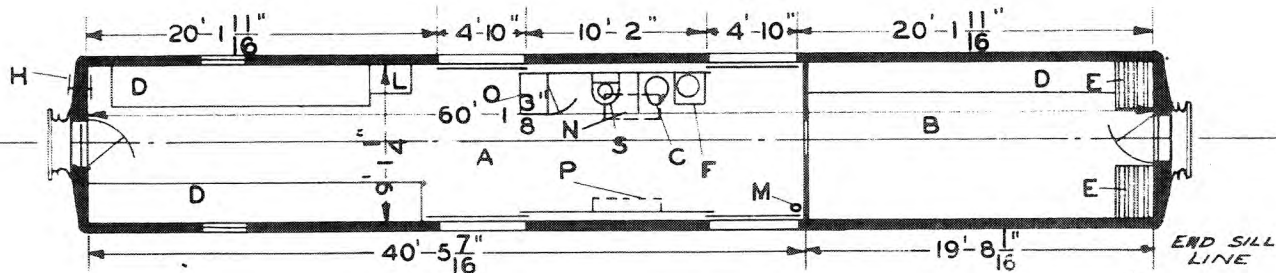
			12-10	46	DATE	DIAGRAM
			A	ISSUE		P-6-1
						DRAWN
						1-12-43

U. P. SPEC. 240

D.C. & H. SUPPLY



LT. WT. 104300



- A - BAGGAGE COMP'T.
- B - FISH RACK END
- C - HOPPER
- D - SHELVES
- E - ICE BUNKERS
- F - STOVE
- G - HANDBRAKE
- H - SWITCHBOARD LOCKER
- I - FIRE EXT.
- J - WATER TANK 16" X 36"
- K - LOCKER
- L - WRECKING TOOLS
- M - WASHSTAND

AXLES 5" X 9"  
 WATER SYSTEM GRAVITY  
 STEAM HEAT - VAPOR CO. & STOVE  
 TYPE 'E' COUPLERS

BUILT - P.C. & M. CORP. 1909  
 ORIG. FLOOR PLAN D-CB-5406  
 REMODELED FLOOR PLAN 234 CB 22842  
 FORMERLY DYNAMO-BAGGAGE  
 FITTED FOR FREIGHT TRAIN SERVICE  
 1945

UNION PACIFIC RAILROAD CO  
 RESEARCH AND  
 MECHANICAL STANDARDS

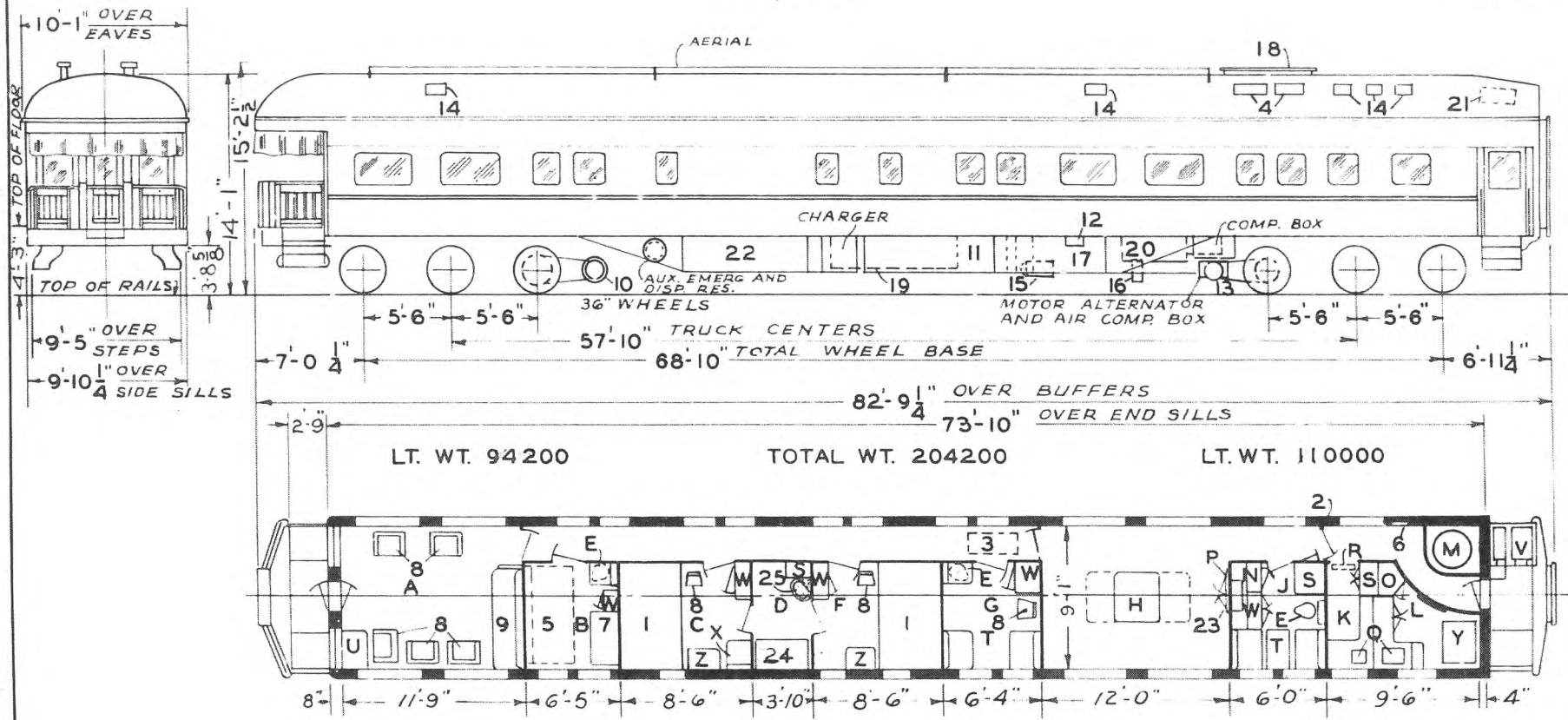
						DIAGRAM P-6-2
				A	ISSUE DATE	DRAWN 10-27-41





BUSINESS

U.P.  
1-CAR 100



LT. WT. 94200

TOTAL WT. 204200

LT. WT. 110000

- A - OBSERVATION
- B - OFFICE
- C - STATE ROOM-B-
- D - BATH ROOM
- E - HOPPER & FOLDING LAV.
- F - STATE ROOM-C-
- G - STATE ROOM-D-
- H - DINING ROOM
- J - SERVANTS ROOM
- K - PANTRY
- L - KITCHEN
- M - HEATER - 4 COIL
- N - ELECTRIC LOCKER
- O - CHINA CLOSET
- P - SIDE BOARD
- Q - SINK
- R - ANNUNCIATOR
- S - LOCKER
- T - BERTH SECTION
- U - WRITING TABLE
- V - REFRIGERATOR ICED
- W - WARDROBE
- X - TILTING HOPPER & WASHSTAND
- Y - RANGE
- Z - DRESSER

- 1 - BRASS BED
- 2 - A.C. CONTROL CABINET
- 3 - RECIRCULATED AIR GRILLE  
2 FILTERS-2'X16"X 20"
- 4 - FRESH AIR INTAKE
- 5 - FOLDING BED
- 6 - WRECKING TOOLS & FIRE EXT.
- 7 - TYPEWRITER DESK
- 8 - CHAIRS
- 9 - SOFA - BACK UPPER BERTH
- 10 - GENERATOR 10KW TRUCK HUNG SCH & L NOS-B10550
- 11 - BATTERY BOX
- 12 - BATT. CHARGING RECEPT.
- 13 - DRIVE
- 14 - EXH. FANS
- 15 - STANDBY MOTOR
- 16 - SPEED CONTROL
- 17 - COMPRESSOR
- 18 - ROOF HATCH FOR A.C.UNIT
- 19 - WATER TANK
- 20 - BRINE TANK
- 21 - ICE HATCH
- 22 - SUPPLY BOXES
- 23 - RADIO - STROMBERG CARLSON TABLE MODEL
- 24 - SHOWER-BATH
- 25 - WASHBASIN & MED. CABINET

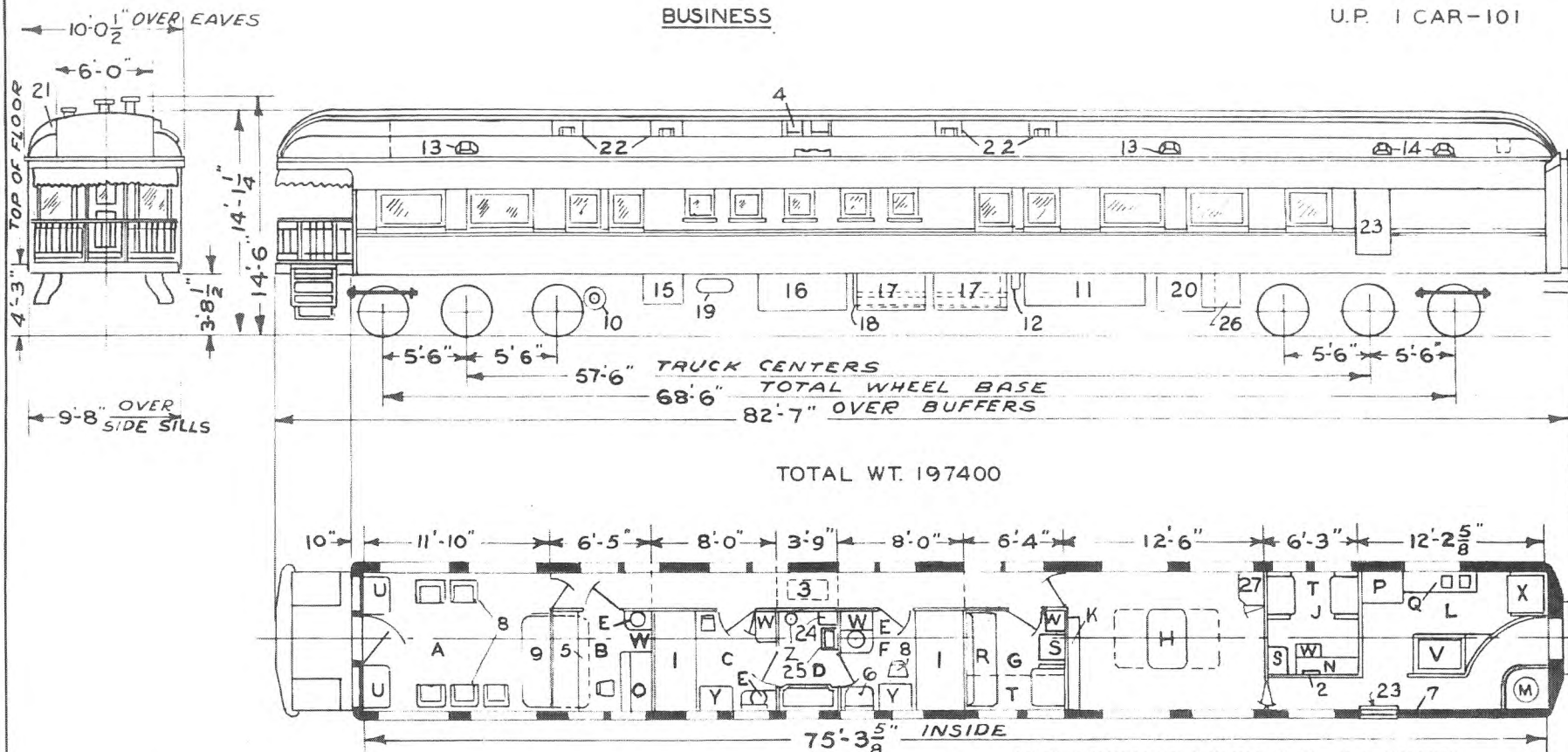
ROLLER BEARINGS.  
AXLES - 5 1/2" X 10"  
WATER SYSTEM-AIR PRESSURE.  
HEATING SYSTEM-STEAM & SIMPLEX  
HEATER WITH MULTIVENT PUMP  
BURGESS MULTIVENT CEILING-1944.  
BUILT-P.C. & M. CORP-1917.  
A.C.P.S.C.M.CO.-CHICAGO-1935.  
FLOOR PLAN 235-CB-22301.  
D-22 CONTROL VALVE.  
FLUORESCENT LIGHTING.

UNION PACIFIC RAILROAD CO.  
RESEARCH AND  
MECHANICAL STANDARDS

				ISSUE DATE	DIAGRAM P-7-2
					DRAWN 9-1-49

BUSINESS

U.P. 1 CAR-101



TOTAL WT. 197400

UNDERFRAME EQUIP. 454 CB 22169

- A - OBSERVATION ROOM
- B - OFFICE
- C - STATE ROOM - B -
- D - BATH ROOM
- E - HOPPER & FOLDING LAV
- F - STATE ROOM - C -
- G - STATE ROOM - D -
- H - DINING ROOM
- I - SERVANTS SECTION
- J - BUFFET
- K - KITCHEN
- L - SYMPLEX # 561 HEATER
- M - ELECTRIC LOCKER
- N - DESK & TYPEWRITER
- O - CHILL BOX
- P - SINK
- Q - SOFA
- R - HOPPER & FOLDING BASIN
- S - UPPER BERTH
- T - DROP TABLE
- U - REFRIGERATOR
- V - WARDROBE
- X - RANGE
- Y - DRESSER
- Z - TOILET

- 1 - BED
- 2 - A.C. CONTROL CABINET
- 3 - RECIRCULATED AIR GRILLE  
2 FILTERS 4" X 16" X 20"
- 4 - FRESH AIR INTAKE  
2 FILTERS 6" X 10" X 20"
- 5 - FOLDING BED
- 6 - SEAT
- 7 - WRECKING TOOLS
- 8 - CHAIRS
- 9 - SOFA - BACK UPPER BERTH
- 10 - GENERATOR - TRUCK MOUNTED
- 11 - BATTERY BOX - FAR SIDE OF CAR
- 12 - BATTERY CHARGING REC'PT BCRA - 100
- 13 - EXH. FAN - 9"
- 14 - EXH. FAN - 10"
- 15 - EVAPORATIVE SUB COOLER
- 16 - WAUKESHA ICE ENGINE
- 17 - FUEL TANKS
- 18 - A.P.W. TANKS
- 19 - REFRIGERANT RECEIVER
- 20 - MOTOR GENERATOR
- 21 - A.C. DUCT
- 22 - VENTS
- 23 - LOADING DOOR
- 24 - SHELF
- 25 - WASHSTAND
- 26 - AIR COMPRESSOR
- 27 - CABINET

AXLES 5 1/2" X 10"  
 WATER SYSTEM - AIR PRESSURE  
 HEATING SYSTEM - STEAM - SYMPLEX # 561  
 HEATER - COPPER FIN TUBING

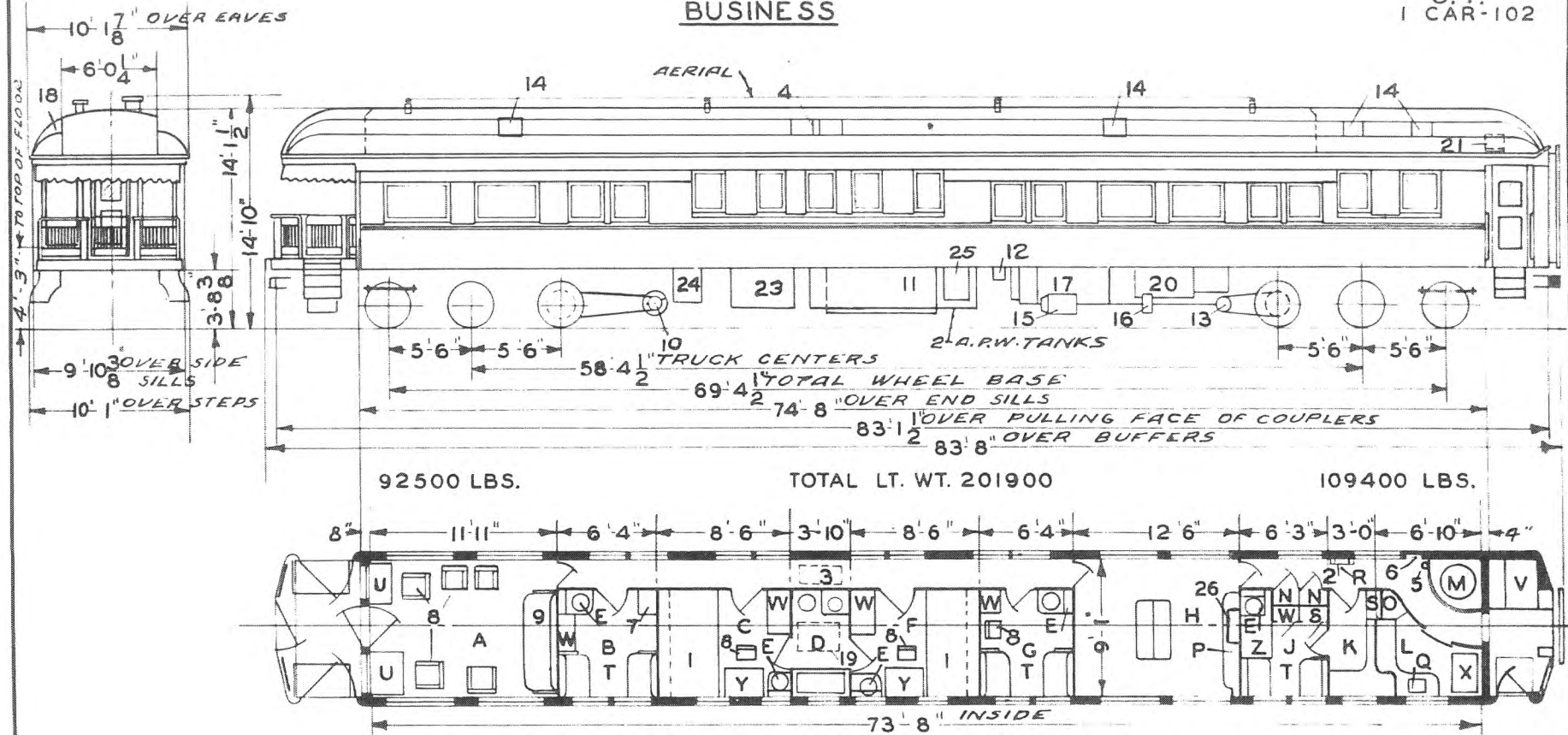
BUILT P.C. & M. CORP. 1912  
 A.C. WAUKESHA CARRIER - OMAHA - 1937  
 FLOOR PLAN - 235 - CB - 22191  
 D-22 CONTROL VALVE APPLIED 1944  
 REMODELED FLOOR PLAN - 1949

UNION PACIFIC RAILROAD CO.  
 RESEARCH AND  
 MECHANICAL STANDARDS

				12-10	DATE	DIAGRAM
				46		P-7-3
			A	ISSUE		DRAWN
						10-27-41

# BUSINESS

U. P.  
1 CAR-102



92500 LBS.

TOTAL LT. WT. 201900

109400 LBS.

- A - OBSERVATION ROOM
- B - STATE ROOM - A -
- C - STATE ROOM - B -
- D - BATH ROOM
- E - HOPPER & FOLDING LAV.
- F - STATE ROOM - C -
- G - STATE ROOM - D -
- H - DINING ROOM
- I - SERVANTS SECTION
- J - PANTRY
- K - KITCHEN
- L - HEATER
- M - ELECTRIC & REG. LOCKERS
- N - CHINA CLOSET
- O - SIDE BOARD
- P - SINK
- Q - ANNUNCIATOR
- R - LOCKERS
- S - BERTH SECTION
- T - TABLES
- U - REFRIGERATOR
- V - WARDROBE
- X - RANGE
- Y - DRESSERS
- Z - SHOWER BATH

- 1 - BEDS
- 2 - A.C. CONTROL CABINET
- 3 - RECIRCULATED AIR GRILLE
- 4 - FRESH AIR INTAKE
- 5 - FIRE EXT.
- 6 - WRECKING TOOLS
- 7 - BOOK CASE & DESK
- 8 - CHAIRS
- 9 - SOFA - BACK-UPPER BERTH
- 10 - GENERATOR
- 11 - BATTERY BOX - NEAR SIDE
- 12 - BATTERY CHARGING RECPT.
- 13 - DRIVE
- 14 - EXH. FANS
- 15 - STANDBY MOTOR
- 16 - SPEED CONTROL
- 17 - COMPRESSOR
- 18 - A.C. DUCT
- 19 - PULLMAN A.C. UNIT ABOVE
- 20 - BRINE TANK
- 21 - ICE HATCH
- 22 - BATH TUB & SHOWER
- 23 - SUPPLY BOX
- 24 - PUMP BOX
- 25 - MOTOR GENERATOR
- 26 - RADIO - STROMBERG CARLSON TABLE MODEL

AXLES 5-1/2" X 10" ROLLER BEARINGS  
WATER SYSTEM - AIR PRESSURE  
HEATING SYSTEM - STEAM & BAKER HEATER

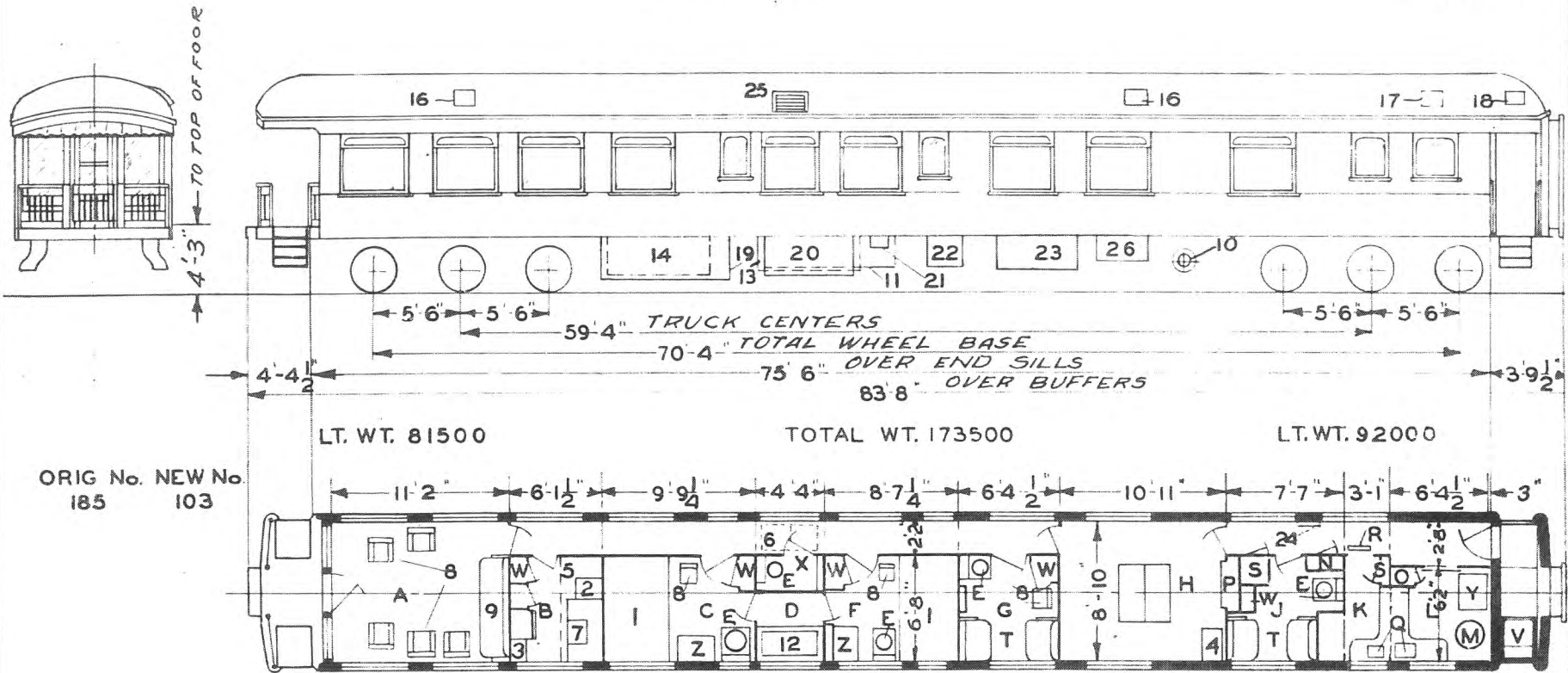
BUILT P.C.&M. CO - 1926  
A.C. PULLMAN - 1935  
FLOOR PLAN - 235-CB-22303  
P.S. BRAKE EQUIPT.  
D-22 CONTROL VALVE

UNION PACIFIC RAILROAD CO.  
RESEARCH AND  
MECHANICAL STANDARDS

				12/10	DIAGRAM
				46	P-7-4
			A	15/10/1935	DRAWN
					10-27-41

**BUSINESS**

U.P.  
1 CAR - 103



LT. WT. 81500

TOTAL WT. 173500

LT. WT. 92000

ORIG No. NEW No.  
185 103

- A - OBSERVATION ROOM
- B - OFFICE
- C - STATE ROOM
- D - BATH ROOM
- E - HOPPER & FOLDING LAV.
- F - STATE ROOM
- G - STATE ROOM
- H - DINING ROOM
- I - SERVANTS SECTION
- J - PANTRY
- K - KITCHEN
- L - HEATER
- M - ELECTRIC LOCKER
- N - CHINA CLOSET
- O - SIDE BOARD
- P - SINK
- Q - ANNUNCIATOR
- R - LOCKER
- S - BERTH SECTION
- T - TABLES
- U - REFRIGERATOR
- V - WARDROBE
- W - GEN. TOILET
- X - RANGE
- Y - DRESSERS
- Z - DRESSERS

- 1 - BED
- 2 - FILE CASE
- 3 - FOLDING LAV.
- 4 - FOLDING TABLE
- 5 - FOLDING BED
- 6 - REC. AIR GRILLE
- 7 - TYPEWRITER TABLE
- 8 - CHAIRS
- 9 - SOFA - BACK-UPPER BERTH
- 10 - GENERATOR
- 11 - BATTERY BOXES
- 12 - BATH AND SHOWER
- 13 - MOTOR GENERATOR
- 14 - PRESSURE WATER TANK
- 15 - PUMP BOX
- 16 - EXH. FAN
- 17 - EXH. FAN 9"
- 18 - ICE HATCH
- 19 - SUPPLY BOX
- 20 - ICE ENGINE
- 21 - BATT. CHARGING RECPT'
- 22 - SUB COOLER
- 23 - FUEL TANKS
- 24 - A.C. CONTROL CABINET
- 25 - FRESH AIR INTAKE
- 26 - REGULATOR BOX

AXLES 5" X 9"  
WATER SYSTEM - AIR PRESSURE  
HEATING SYSTEM - STEAM & HEATER,  
MULTIVENT PANELS IN OBS. & DIN. RMS

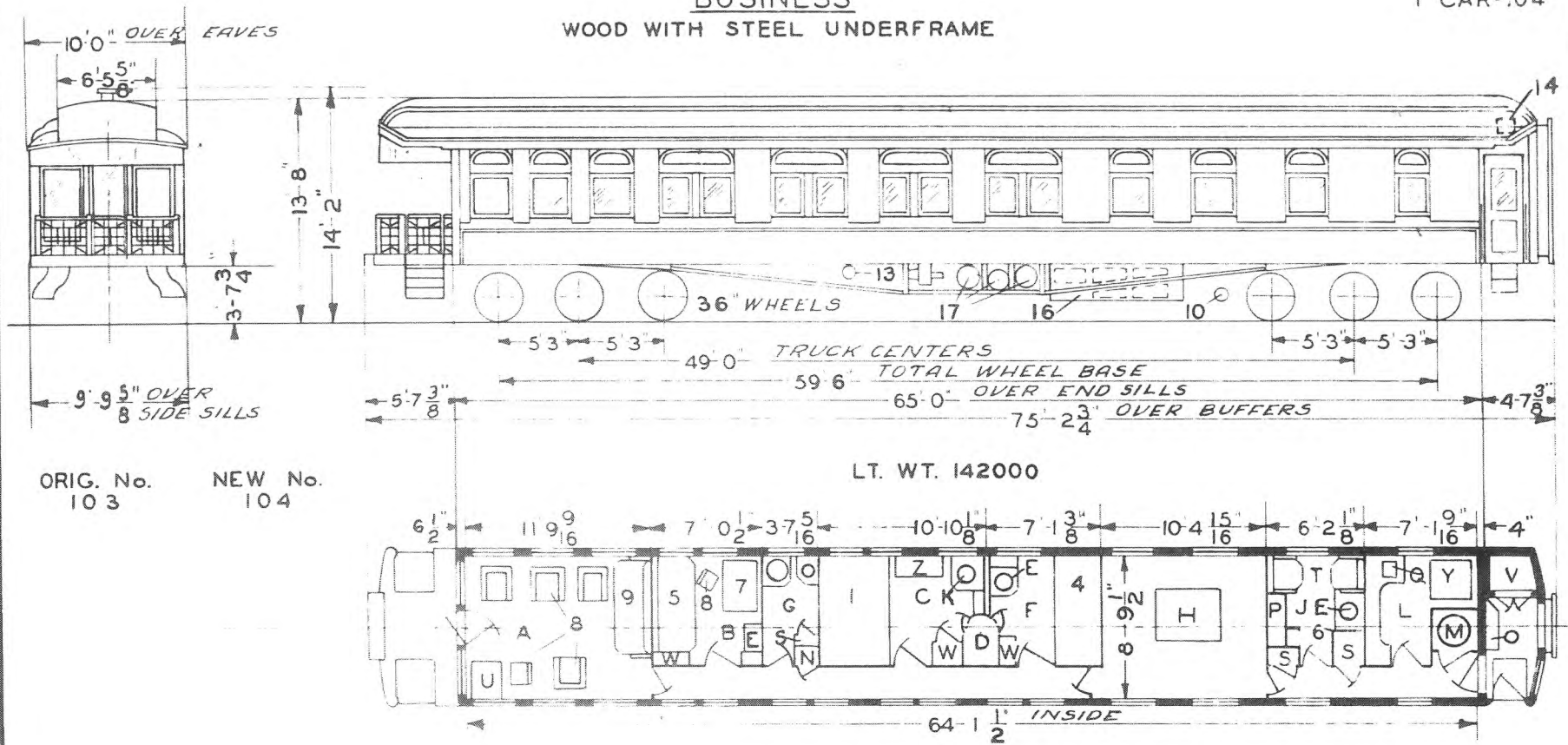
REMODELED & A.C. EQUIP. 1941  
WAUKESHA & REMODELED OVER-  
HEAD UNIT A.C. EQUIP.  
FL. PL. 237 CB 22304  
FLUORESCENT LIGHTING

UNION PACIFIC RAILROAD CO  
RESEARCH AND  
MECHANICAL STANDARDS

		12-10 46	1-12 43	ISSUE DATE	DIAGRAM P-7-5
		B	A	ISSUE DATE	DRAWN 10-27-41

**BUSINESS**  
WOOD WITH STEEL UNDERFRAME

UP  
I CAR-104



ORIG. No. 103      NEW No. 104

LT. WT. 142000

- A - OBSERVATION ROOM
- B - OFFICE
- C - STATE ROOM -A-
- D - BATH ROOM
- E - HOPPER & FOLDING LAV.
- F - STATE ROOM -B-
- G - GEN. TOILET
- H - DINING ROOM
- J - SERVANTS SECTION
- K - HOPPER
- L - KITCHEN
- M - HEATER
- N - ELECTRIC LOCKER
- O - COAL BOX
- P - SIDE BOARD
- Q - SINK
- R -
- S - LOCKER
- T - BERTH SECTION
- U - WRITING TABLE
- V - REFRIGERATOR
- W - WARDROBE
- X -
- Y - RANGE
- Z - DRESSER

- 1 - BED
- 2 -
- 3 -
- 4 - LOWER & UPPER BERTH
- 5 - SOFA & LOWER BERTH
- 6 - FIRE EXT.
- 7 - DESK
- 8 - CHAIRS
- 9 - SOFA
- 10 - GENERATOR
- 11 -
- 12 -
- 13 - HAND BRAKE COUNTERSHAFT
- 14 - ICE HATCH
- 15 -
- 16 - STORAGE LOCKERS
- 17 - WATER PRESSURE EQUIPMENT
- 18 -

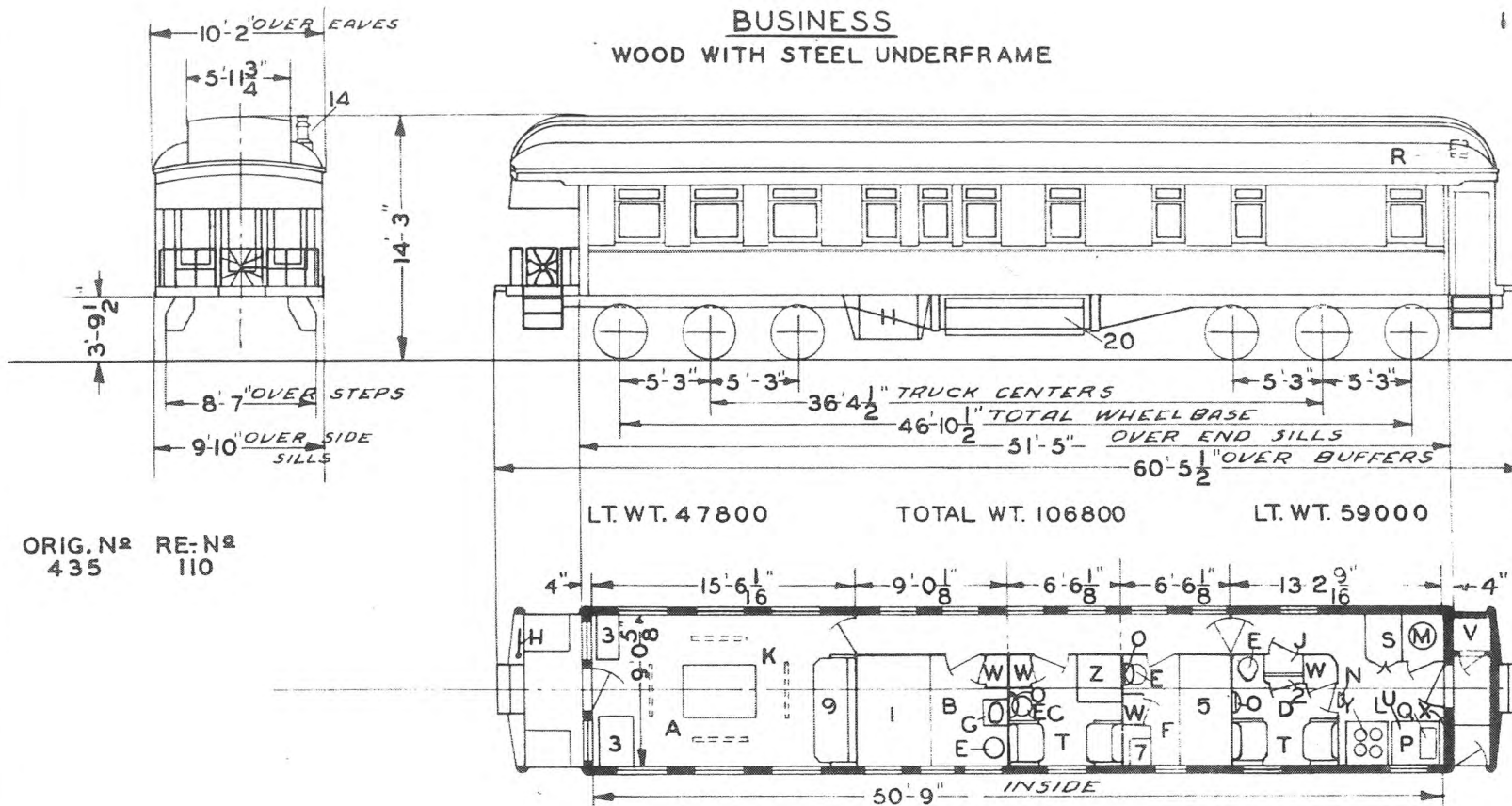
AXLES 5" X 9"  
WATER SYSTEM - AIR PRESSURE  
HEATING SYSTEM - STEAM & HEATER

BUILT P.C. & M. CO. - 1898

UNION PACIFIC RAILROAD CO.  
RESEARCH AND  
MECHANICAL STANDARDS

				DATE	DIAGRAM
				ISSUE	P-7-6
					DRAWN
					10-27-41

**BUSINESS**  
WOOD WITH STEEL UNDERFRAME



ORIG. No 435 RE- No 110

- A - OBS.-DINING ROOM
- BB - STATE ROOM - A
- CC - STATE ROOM - B
- DD - STATE ROOM - D
- EE - HOPPER
- FF - STATE ROOM - C
- GG - LAV.
- HH - HAND BRAKE
- JJ - ELECTRIC LOCKER
- KK - DINING TABLE
- LL - KITCHEN
- MM - HEATER
- NN - ANNUNCIATOR-ABOVE
- OO - FOLDING LAV.
- PP - OVERHEAD LOCKER
- QQ - SINK
- RR - ICE HATCH
- SS - GLASS & CHINA LOCKER
- TT - BERTH SECTION
- UU - SILVER DRAWERS-BELOW
- VV - REFRIGERATOR
- WW - WARDROBE
- XX - BREAD BOARD
- YY - RANGE
- ZZ - SHOWER BATH

- 1 - BED
- 2 - SHELVES
- 3 - TABLE
- 4 -
- 5 - SOFA - BACK FOR UPPER BERTH
- 6 -
- 7 - TYPEWRITER DESK
- 8 -
- 9 - SOFA - BACK FOR UPPER BERTH
- 10 - SUPPLY BOX
- 11 -
- 12 -
- 13 -
- 14 - SMOKE JACK
- 15 -
- 16 -
- 17 -
- 18 -
- 19 -
- 20 - GAS TANKS

AXLES 5" X 9"  
WATER SYSTEM GRAVITY  
HEATING SYSTEM - HOT  
WATER HEATER STEAM TRAIN LINE  
GAS LIGHTS

REBUILT - 1917 FROM COACH 435  
STEEL UNDERFRAME 1927  
6 WH. WOOD TRUCKS  
FLOOR PLAN-237 CB 23083

UNION PACIFIC RAILROAD CO.

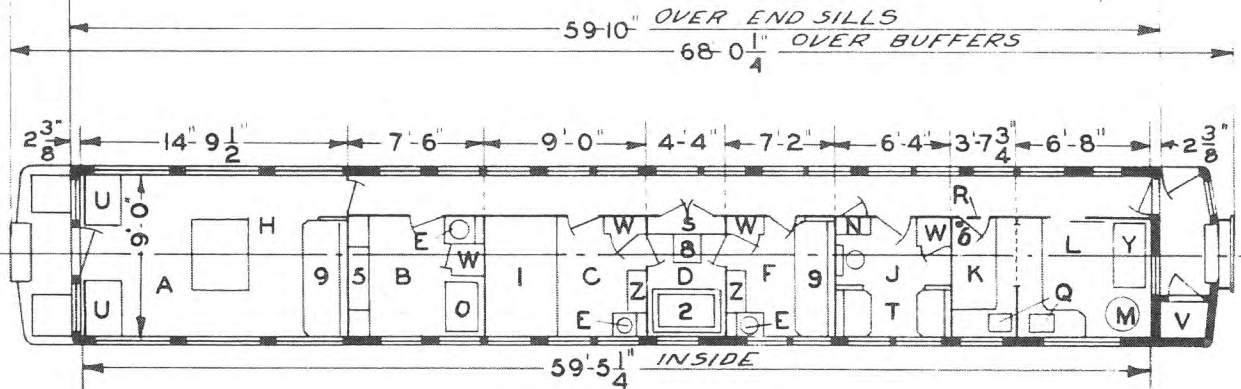
RESEARCH AND  
MECHANICAL STANDARDS

			1-12	DATE	DIAGRAM
			45		P-7-7
		A	ISSUE		DRAWN
					10-27-41

BUSINESS

U. P.  
I - CAR - 116

ORIG No.      NEW No  
O.W.            U.P.  
997             116



LT. WT. 136700

- A - OBS. AND DINING ROOM
- B - OFFICE
- C - STATE ROOM -A-
- D - BATH ROOM
- E - HOPPER & FOLDING LAV.
- F - STATE ROOM -B-
- G -
- H - DINING TABLE
- I - SERVANTS SECTION
- J - PANTRY
- K - KITCHEN
- L - HEATER
- M - ELECTRIC LOCKER
- N - DESK SPACE
- O -
- P - SINKS
- Q - ANNUNCIATOR
- R - LOCKERS
- S - BERTH SECTION
- T - WRITING TABLE
- U - REFRIGERATOR
- V - WARDROBE
- W -
- X - RANGE
- Y -
- Z - DRESSER S

- 1 - BED
- 2 - BATH TUB AND SHOWER
- 3 -
- 4 -
- 5 - FOLDING BED - BOOK CASES ABOVE
- 6 - FIRE EXT.
- 7 -
- 8 - SEAT
- 9 - SOFA-BACK FOR UPPER BERTH
- 10 -
- 11 -
- 12 - BATTERY EDISON 375 AMP HR.

AXLES 5" X 9" 6 WH. WOOD TRUCK  
WATER SYSTEM - GRAVITY  
HEATING SYSTEM - STEAM AND  
HEATER  
AXLE GENERATOR 3 KW GOULD

FLOOR PL. 235-CB-22313  
CONVERTED FROM PARLOR 997

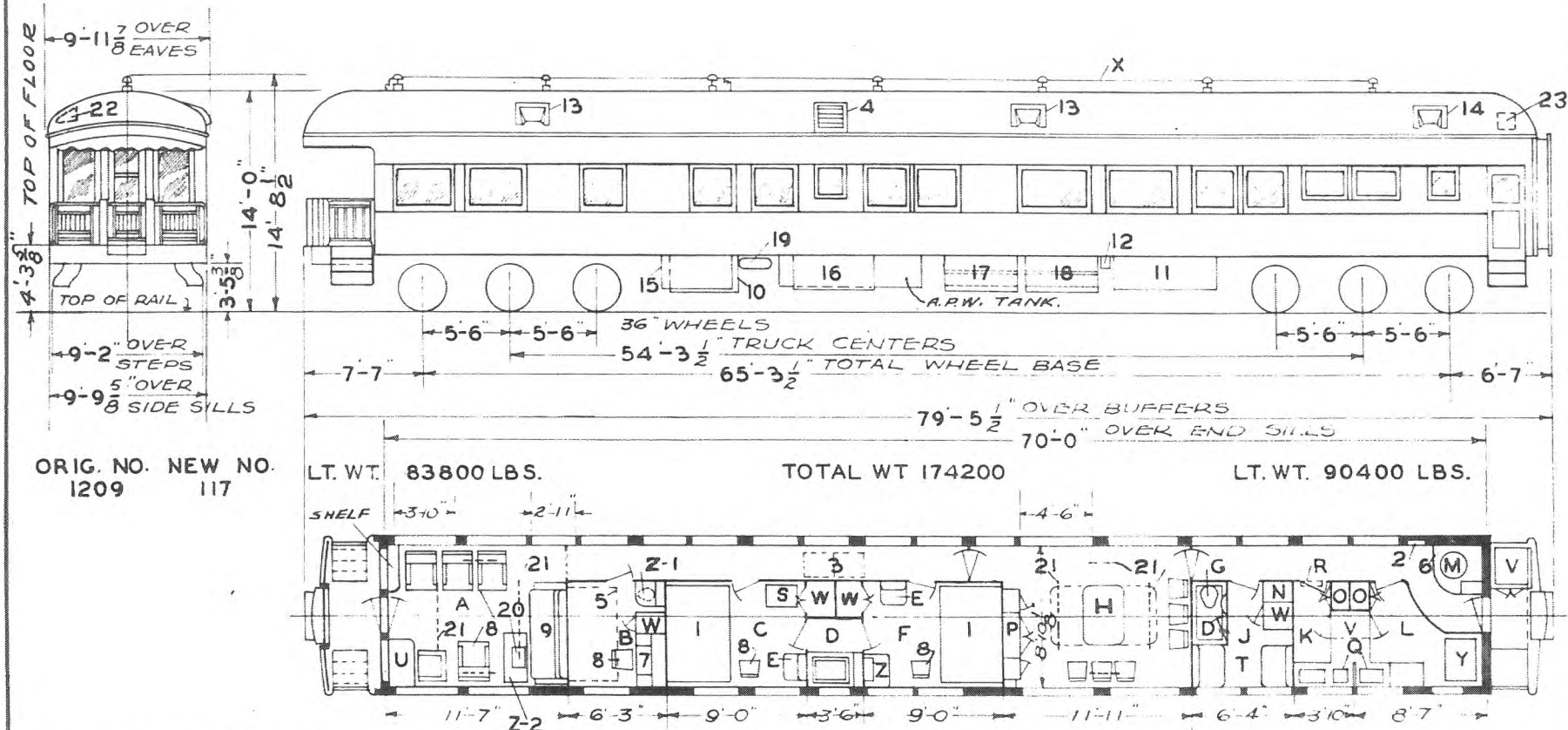
UNION PACIFIC RAILROAD CO  
RESEARCH AND  
MECHANICAL STANDARDS

				12-10 46	DIAGRAM P-7-8
				A	ISSUE DRAWN 10-27-41



# BUSINESS

U.P.  
I CAR-117



ORIG. NO. 1209  
NEW NO. 117

LT. WT. 83800 LBS.

TOTAL WT 174200

LT. WT. 90400 LBS.

- A - OBSERVATION ROOM
- B - OFFICE - A -
- C - STATE ROOM - B -
- D - BATH ROOM
- E - HOPPER & FOLDING LAV. CABINET
- F - STATE ROOM - C -
- G - HOPPER
- H - DINING ROOM
- J - SERVANTS ROOM
- K - PANTRY
- L - KITCHEN
- M - HEATER
- N - ELECTRIC LOCKER
- O - CHINA CLOSET
- P - SIDEBOARD
- Q - SINK
- R - ANNUNCIATOR
- S - FOLDING RACK FOR LUGGAGE
- T - BERTH SECTION
- U - WRITING TABLE
- V - REFRIGERATOR
- W - WARDROBE
- X - AERIAL
- Y - RANGE
- Z - DRESSER
- Z-1 - HOPPER & FOLDING LAV.
- Z-2 - REMOVABLE TABLE

- 1 - BED
- 2 - A.C. CONTROL CABINET
- 3 - RECIRCULATED AIR GRILLE  
2 FILTERS - 4' X 16' X 20"
- 4 - FRESH AIR INTAKE - FILTERS - I -  
2' X 16' X 20" & I - 4' X 16' X 20"
- 5 - FOLDING BED
- 6 - WRECKING TOOLS
- 7 - DESK
- 8 - CHAIRS
- 9 - SOFA
- 10 - WAUKESHA ENGINE GENERATOR UNIT -  
RATED AT 7 1/2 KW. REG. 5KW. CAP.
- 11 - BATTERY BOX
- 12 - BATT. CHARGING RECP'T.
- 13 - EXH. FAN - 8 1/2"
- 14 - EXH. FAN - 10"
- 15 - EVAPORATIVE SUB COOLER
- 16 - WAUKESHA ICE ENGINE
- 17 - FUEL TANK - WITHOUT HEATER PAD
- 18 - FUEL TANK - WITH HEATING PAD
- 19 - REFRIGERANT RECEIVER
- 20 - RADIO - STROMBERG CARLSON TABLE  
MODEL
- 21 - FLUORESCENT LIGHTING
- 22 - AC DUCT
- 23 - ICE HATCH

AXLES - 5" X 9"  
WATER SYSTEM - AIR PRESSURE  
HEATING SYSTEM - STEAM & HEATER

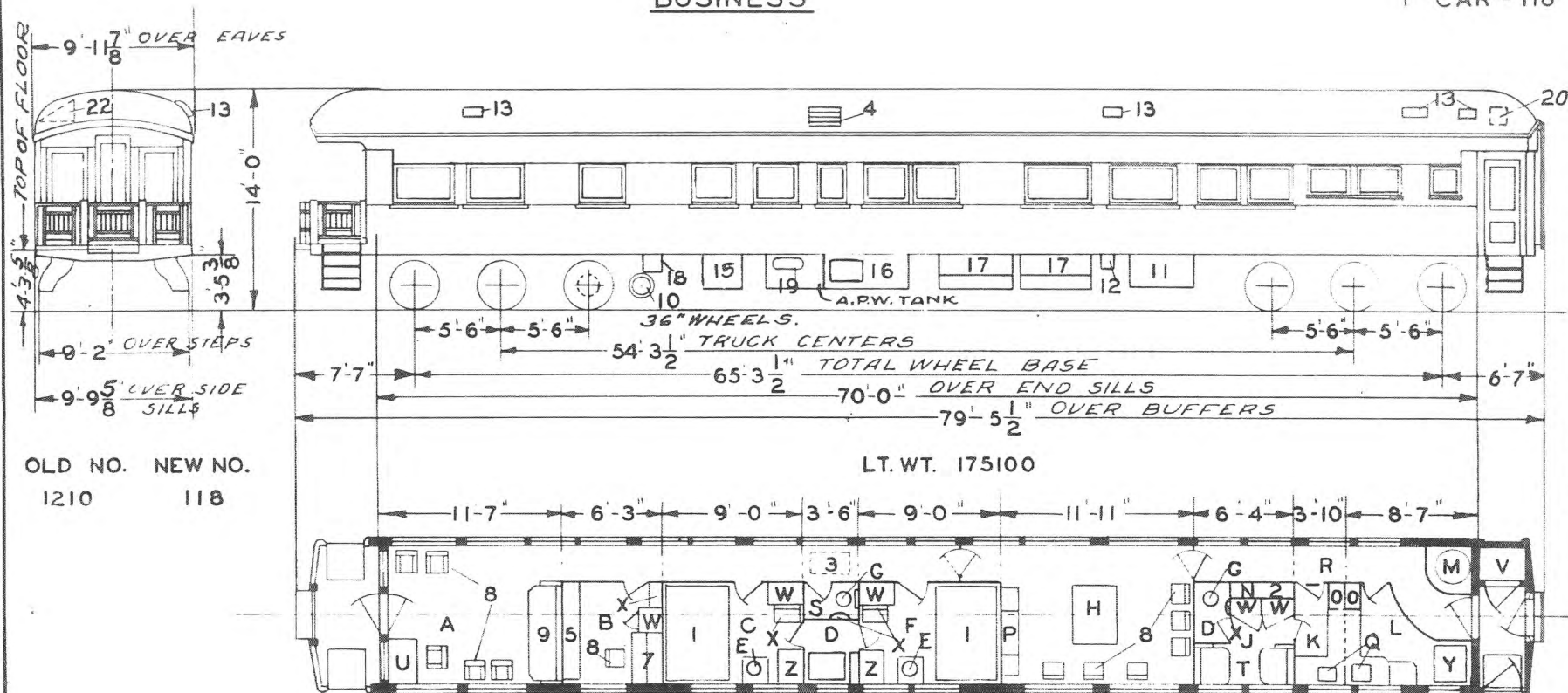
BUILT - P. C. & M. CORP. - 1914  
ORIG. FLOOR PLAN - D-CB-20050  
REBUILT - U.P. - 1931  
FLOOR PLAN - 235-CB-22314  
REMODELED & A.C. WAUKESHA -  
CARRIER - OMAHA - 1940  
FLOOR PLAN - 237-CB-22754  
CAR HAS CLASP BRAKE TRUCKS FROM  
BAGG. CAR 3052 WITH 2 1/2" BOLSTER  
CENTER PINS CAST INTEGRAL PEDESTAL

UNION PACIFIC RAILROAD CO  
RESEARCH AND  
MECHANICAL STANDARDS

		12-10	1-12	DATE	DIAGRAM
		46	43		P-7-9
		B	A	ISSUE	DRAWN
					10-27-41

# BUSINESS

U.P.  
1 CAR - 118



OLD NO. NEW NO.  
1210 118

LT. WT. 175100

- A - OBSERVATION ROOM
- B - OFFICE -A-
- C - STATE ROOM -B-
- D - BATH ROOM
- E - SEAT HOPPER
- F - STATE ROOM -C-
- G - HOPPER
- H - DINING ROOM
- I - SERVANTS SECTION
- J - PANTRY
- K - KITCHEN
- L - HEATER
- M - ELECTRIC LOCKER
- N - CHINA CLOSET
- O - SIDEBOARD
- P - SINK
- Q - ANNUNCIATOR
- R - GEN. TOILET
- S - BERTH SECTION
- T - WRITING TABLE
- U - REFRIGERATOR
- V - WARDROBE
- W - FOLDING LAV.
- X - RANGE
- Y - DRESSER

- 1 - BED
- 2 - A.C. CONTROL CABINET
- 3 - RECIRCULATED AIR GRILLE  
2-4'X20'X20"
- 4 - FRESH AIR INTAKE  
1-6'X16'X20" FILTER
- 5 - FOLDING BED
- 6 -
- 7 - TYPEWRITER TABLE
- 8 - CHAIRS
- 9 - SOFA
- 10 - GENERATOR - TRUCK MOUNTED
- 11 - BATTERY BOXES
- 12 - BATTERY CHARGING RECPT
- 13 - EXH. FAN.
- 14 -
- 15 - EVAPORATIVE SUB COOLER
- 16 - WAUKESHA ICE ENGINE
- 17 - FUEL TANK
- 18 - AIR PUMP
- 19 - REFRIGERANT RECEIVER
- 20 - ICE HATCH
- 21 -
- 22 - A.C. DUCT.

AXLES 5" X 9"  
WATER SYSTEM-AIR PRESSURE  
HEATING SYSTEM-STEAM AND  
HEATER

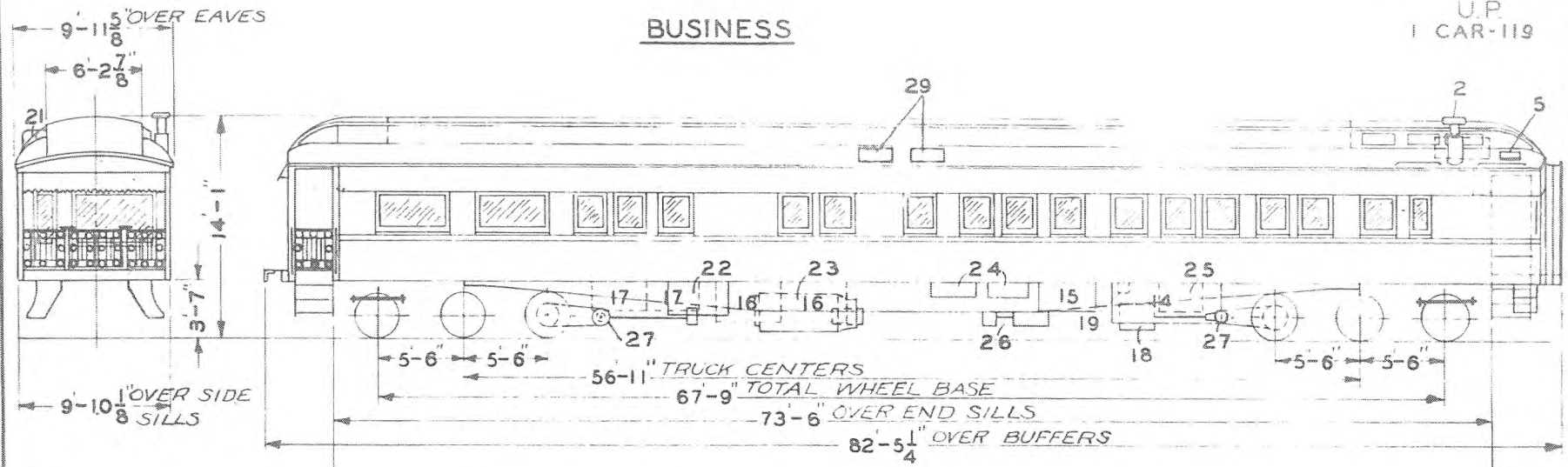
BUILT- P.C.&M. CORP. 1914  
REBUILT- U.P. 1931  
A.C. WAUKESHA - CARRIER OMAHA-1937  
FLOOR PLAN 235 CB 22196

UNION PACIFIC RAILROAD CO.  
RESEARCH AND  
MECHANICAL STANDARDS

A	12-10 4-6	ISSUE DATE	DIAGRAM P-7-10	DRAWN 10-27-41

# BUSINESS

U.P.  
1 CAR-119



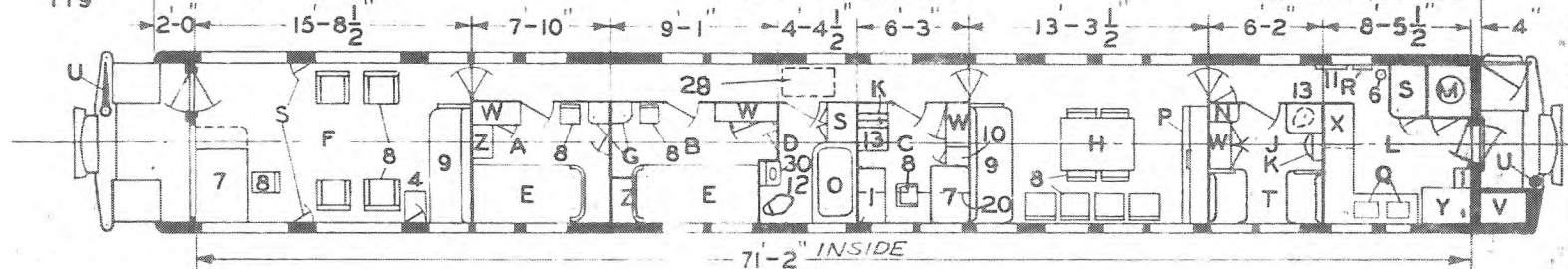
ORIGINALLY  
"ANOAKIA"

NEW NO.  
119

LT. WT. 89800

TOTAL WT. 191500

LT. WT. 101700



- A - STATEROOM-A
- B - STATEROOM-B
- C - STATEROOM-C
- D - BATHROOM
- E - BED-STD. BERTH ABOVE.
- F - OBSERVATION ROOM
- G - WASHSTAND & TILTING HOPPER
- H - DINING ROOM
- I - SERVANTS ROOM
- J - FOLDING LAVATORY
- K - KITCHEN-ENCAUSTIC TILE FLOOR
- L - HEATER - BAKER
- M - ELECTRIC LOCKER
- N - BATH TUB & SHOWER
- O - SIDEBOARD
- P - SINKS
- Q - ANNUNCIATOR
- R - LOCKERS
- S - STD. BERTH SECTION
- T - HANDBRAKE
- U - REFRIGERATOR - ICED
- V - WARDROBE
- W - CHILL BOX
- X - RANGE-COAL BOX BELOW
- Y - DRESSER
- Z - DRESSER

- 1 - DROP TABLE
- 2 - SMOKE JACK
- 3 - VENTILATORS
- 4 - DROP DESK
- 5 - ICE HATCH
- 6 - FIRE EXT.
- 7 - DESK
- 8 - CHAIRS
- 9 - SOFA-BACK UPPER BERTH
- 10 - BOOK SHELVES
- 11 - WRECKING TOOLS
- 12 - HOPPER - OPEN
- 13 - HOPPER - CLOSED
- 14 - A.P.W.S. TANK
- 15 - AIR TANK FOR WATER SYSTEM
- 16 - BATTERY BOXES
- 17 - SUPPLY BOXES
- 18 - 10 KW GENERATOR
- 19 - BATTERY CHARGING RECEPTACLE
- 20 - UPPER BERTH
- 21 - A.C. DUCT
- 22 - BRINE TANK
- 23 - COMPRESSOR
- 24 - AUXILIARY RESERVOIR
- 25 - COMPRESSOR BOX

- 26 - MOTOR GEN.
- 27 - PULLMAN 5-B DRIVE
- 28 - RECIRCULATED AIR GRILLE (2 FILTERS 20X16X2")
- 29 - FRESH AIR INTAKES (2 FILTERS 25X9X6")
- 30 - LAVATORY

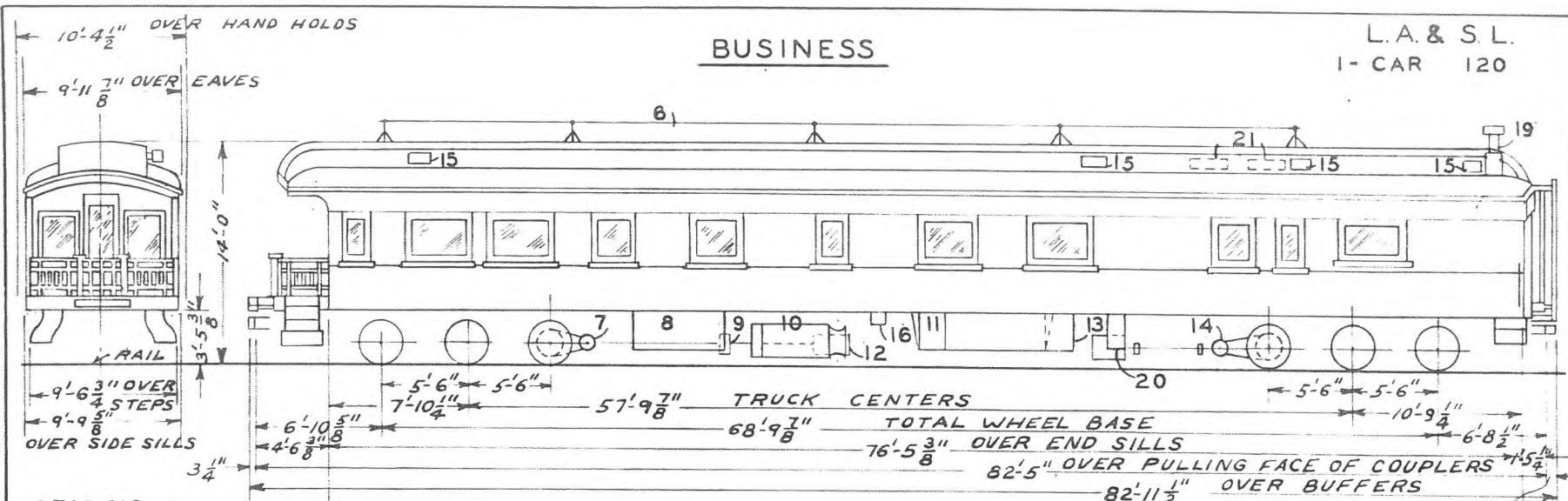
AXLES - 5 1/2" x 10" SPECIAL  
WATER SYSTEM - A.P.W.S. & GRAVITY.  
HEATING SYSTEM - STEAM & BAKER  
HEATER.  
AAR TYPE "E" COUPLERS

BUILT A. C. & F. CO. - LOT 8473 - 1919  
REBUILT - HOTCHKISS BLUE CO. FOR  
ANITA M. BALDWIN - 1919  
PURCHASED FROM ANITA M. BALDWIN  
ESTATE - 1942  
FLOOR PLAN - 237-CB-23023  
A.C. EQUIPT. FROM OBS. 1539 -- 1943

UNION PACIFIC RAILROAD CO.

RESEARCH AND  
MECHANICAL STANDARDS

				12/10	DATE	DIAGRAM
				46		P-7-11
				A	ISSUE	DRAWN
						6-29-42



ORIG. NO.  
4407

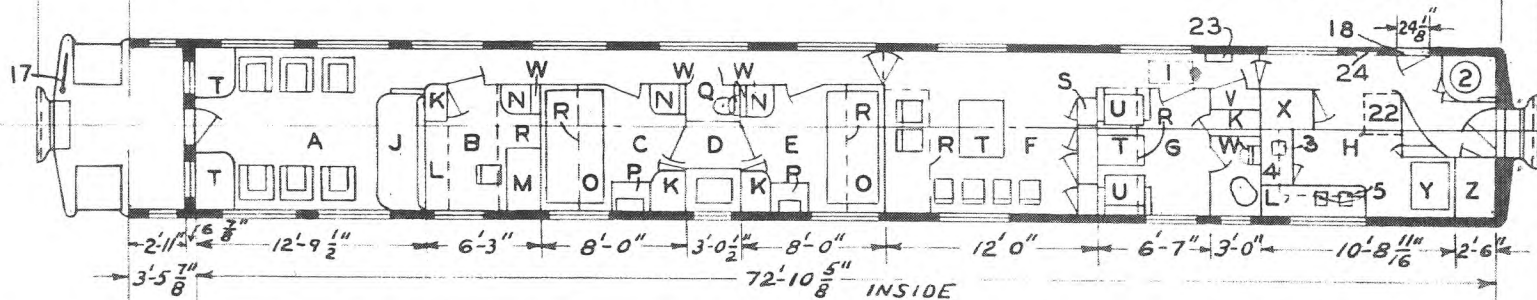
LT. WT. 83300

TOTAL WT. 183100

LT. WT. 99800

RE. NO.  
1567

PRESENT NO.  
120



A-OBSERVATION ROOM  
B-OFFICE  
C-STATEROOM "B"  
D-BATH-TUB & SHOWER  
E-STATEROOM "A"  
F-DINING ROOM  
G-SERVANT'S ROOM  
H-KITCHEN  
J-SOFA-BACK FOR UPPER BERTH  
K-WARDROBE  
L-LOCKER  
M-DESK  
N-ENCLOSED HOPPER  
O-BED  
P-DRESSER  
Q-GENERAL TOILET  
R-UPPER BERTH  
S-BUFFET  
T-TABLE  
U-BERTH SECTION  
V-ELECTRIC LOCKER  
W-FOLDING WASHSTAND  
X-REFRIGERATOR  
Y-RANGE WITH WARMING OVEN  
Z-LINEN LOCKER

1-RECIRCULATED AIR GRILLE  
2-HEATER-V.C.H.CO'S. 561  
3-ICE WELL  
4-CHILL BOX  
5-SINKS  
6-AERIAL  
7-DRIVE-PULLMAN NO.5B  
8-BRINE TANK  
9-SPEED CONTROL  
10-COMPRESSOR  
11-BATT. BOX  
12-STAND BY MOTOR  
13-AIR PRESSURE WATER TANKS  
14-DRIVE-SAFETY CO'S  
15-EXH. FANS  
16-BATTERY CHARGING RECEP'T  
17-HANDBRAKE  
18-LOADING DOOR  
19-SMOKE JACK  
20-10K.W. GENERATOR-SAFETY CO'S  
21-FRESH AIR INTAKE 9" X 25" X 4"  
22-DROP TABLE  
23-A.C.PANEL & ANNUNCIATOR  
24-FIRE TOOLS

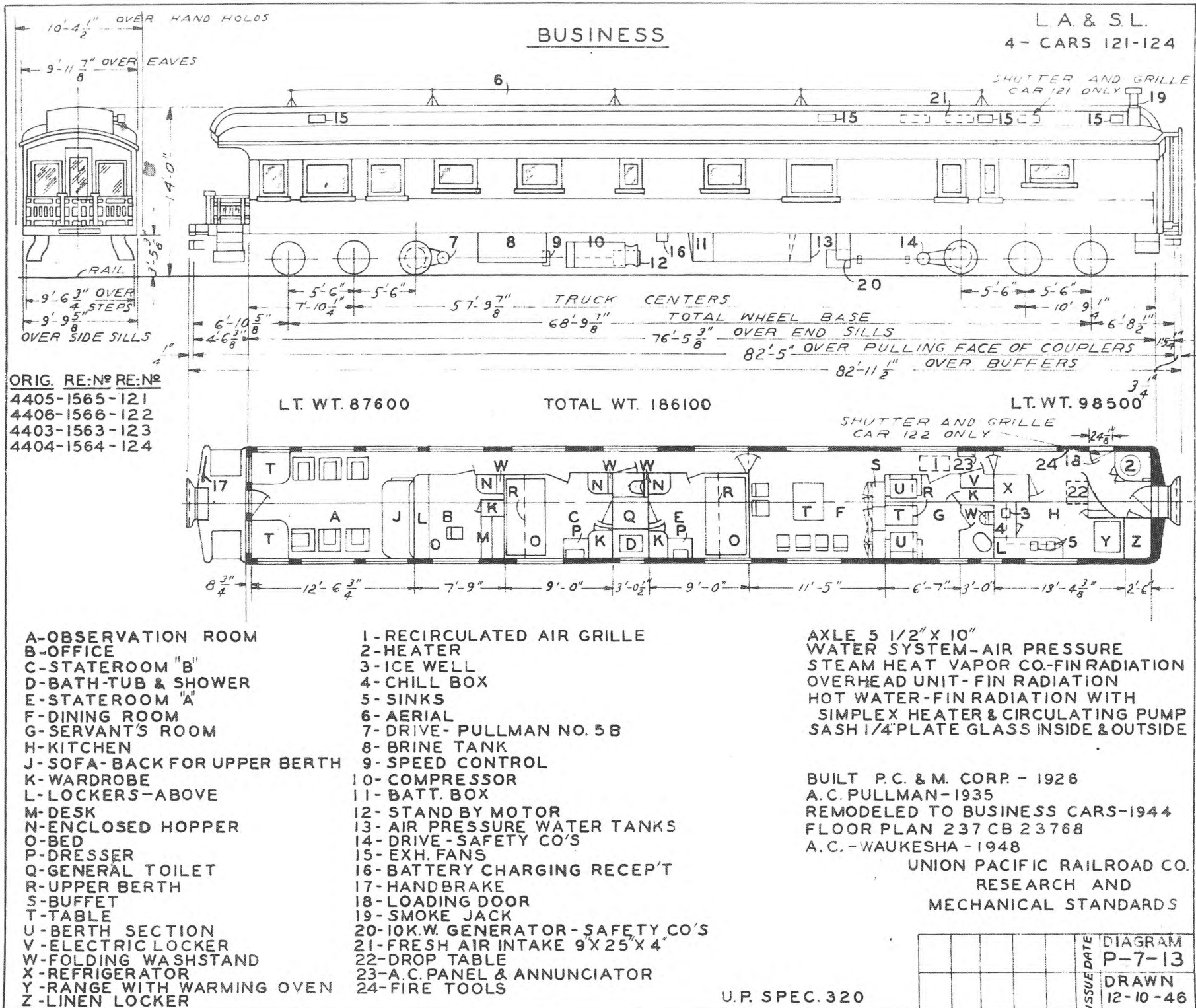
AXLE 5 1/2" X 10"-KIT. END, 5"x9" OBS. END  
WATER SYSTEM-AIR PRESSURE  
STEAM HEAT VAPOR CO-FIN RADIATION  
OVERHEAD UNIT-FIN RADIATION  
HOT WATER-FIN RADIATION WITH  
SIMPLEX HEATER & CIRCULATING PUMP  
SASH 1/4" PLATE GLASS INSIDE & OUTSIDE

BUILT P.C. & M. CORP - 1926  
A.C. PULLMAN-1935  
REMODELED TO BUSINESS CAR - 1943  
FLOOR PLAN 237 CB 23563

UNION PACIFIC RAILROAD CO.  
RESEARCH AND  
MECHANICAL STANDARDS

				ISSUE DATE	DIAGRAM P-7-12
					DRAWN 12-10-48

U.P. SPEC. 320

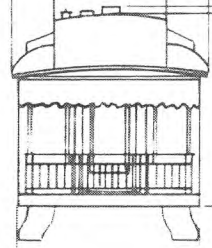


# BUSINESS

L.A. & S.L.  
1 CAR -144

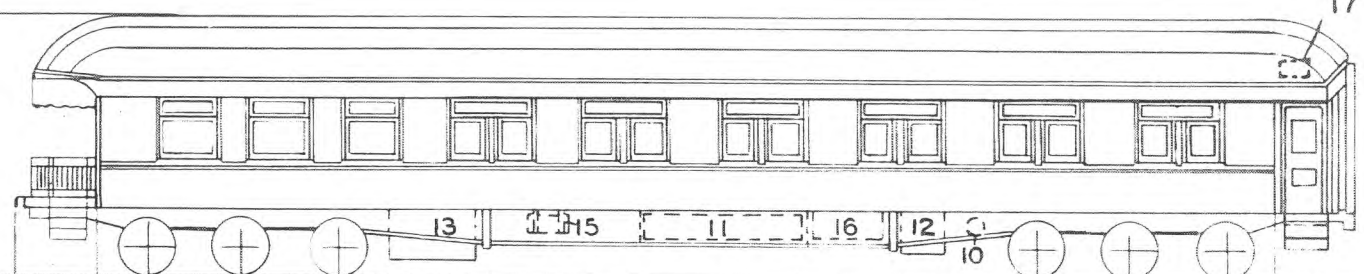
10'-1 $\frac{3}{4}$ " OVER EAVES

6'-0"



14'-3"  
14'-6"  
3'- $\frac{3}{4}$ "

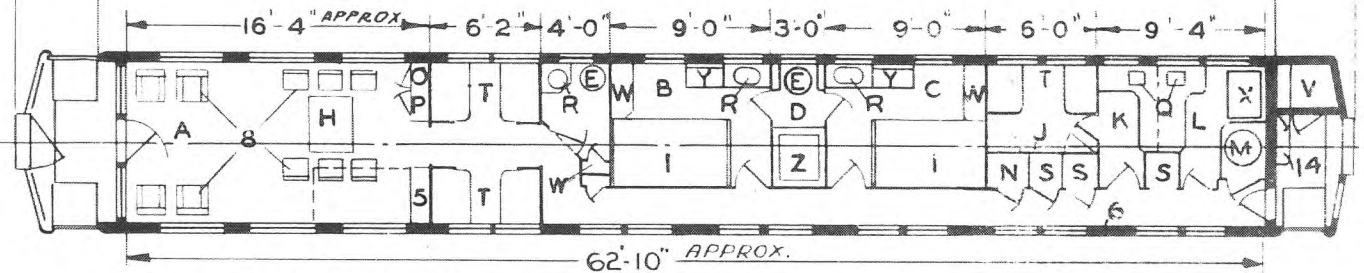
9'-11 $\frac{3}{4}$ " OVER SIDE SILLS



5'-3" 5'-3" 49'-0" TRUCK CENTERS  
8'-0" 59'-6" TOTAL WHEEL BASE  
65'-0" OVER END SILL  
73'-5 $\frac{3}{4}$ " OVER BUFFERS

OLD NO. 115  
NEW NO. 144

LT. WT. 149300



FLUORESCENT LIGHTS  
IN OBSERVATION ROOM

- A - OBSERVATION ROOM
- B - STATE ROOM - A -
- C - STATE ROOM - B -
- D - BATH ROOM
- E - HOPPER
- F -
- G -
- H - DINING ROOM TABLE
- I - SERVANTS SECTION
- J - PANTRY
- K - KITCHEN
- L - HEATER
- M - ELECTRIC LOCKER
- N - CHINA CLOSET ABOVE
- O - SIDEBOARD LOCKER BELOW
- P - SINK
- Q - LAV.
- R - LOCKER
- S - BERTH SECTION
- T -
- U -
- V - REFRIGERATOR
- W - WARDROBE
- X - RANGE
- Y - DRESSER
- Z - SHOWER BATH

- 1 - BED
- 2 -
- 3 -
- 4 -
- 5 - FOLDING BED
- 6 - WRECKING TOOLS
- 7 -
- 8 - CHAIRS
- 9 -
- 10 - GENERATOR
- 11 - BATTERY BOX
- 12 - LAMP REG. BOX
- 13 - SUPPLY BOX
- 14 - COAL BOX
- 15 - WATER PRESSURE AIR TANK
- 16 - AUXIL. RESERVOIR
- 17 - ICE HATCH
- 18 -

AXLES 5' X 9"  
WATER SYSTEM - AIR PRESSURE  
HEATING SYSTEM - STEAM &  
HEATER

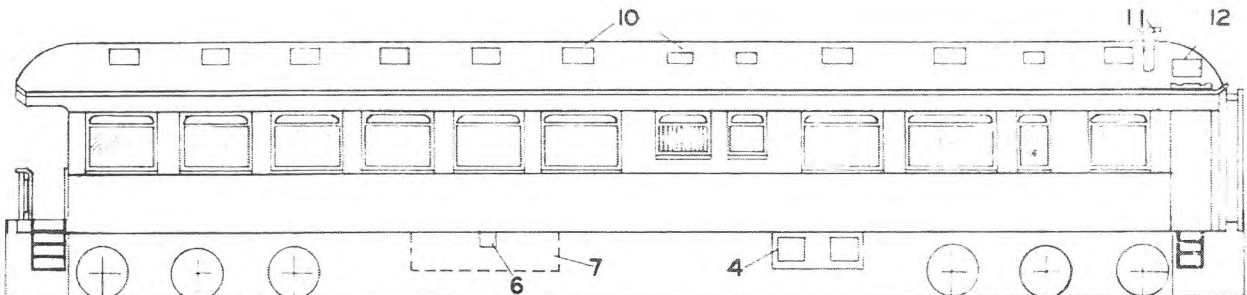
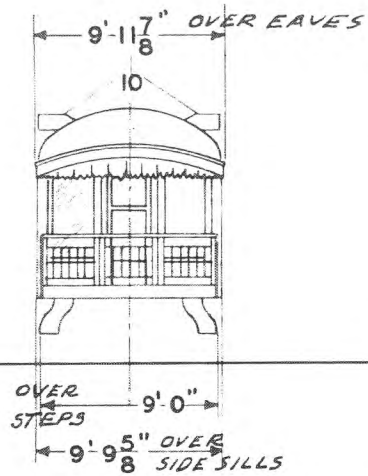
BUILT - P.C. & M. CORP. PLAN 2704  
PURCHASED FROM MESCOULD  
RIVER R.R. - 1921  
FLOOR PLAN 235 CB 22316  
A.C. - ICE ACTIVATED - 1948

UNION PACIFIC RAILROAD CO.  
RESEARCH AND  
MECHANICAL STANDARDS

			12-10-46	DIAGRAM
			A	P-7-14
				DRAWN
				10-27-41

BUSINESS

O.S.L.  
1 CAR -133

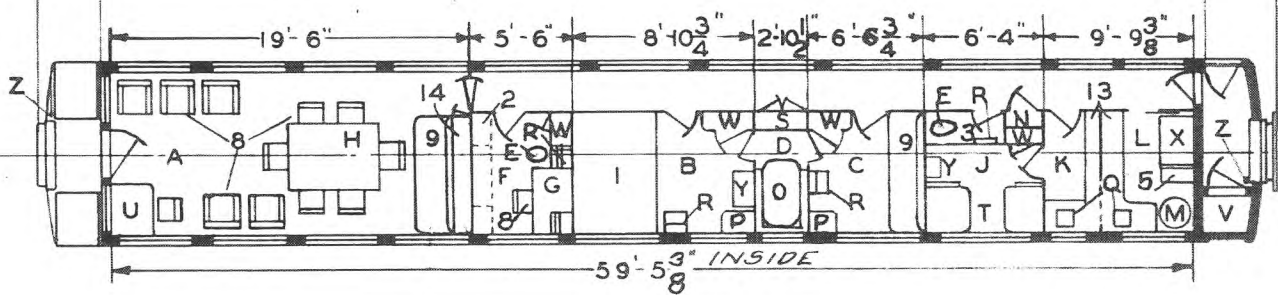


OVER STEPS 9'-0"  
9'-9 5/8" OVER SIDE SILLS

5'-3" 5'-3" 44'-1 1/2" TRUCK CENTERS  
54'-7 1/2" WHEEL BASE  
59'-10" OVER END SILLS  
68'-0 1/4" OVER BUFFERS

ORIG. N<sup>o</sup> 655 RE: N<sup>o</sup> 153

LT. WT. 59600 TOTAL WT. 128900 LT. WT. 69300



- A - OBSERVATION ROOM
- B - STATE ROOM -A-
- C - STATE ROOM -B-
- D - BATH ROOM
- E - HOPPER
- F - OFFICE
- G - DESK
- H - DINING TABLE
- I - SERVANTS SECTION
- J - PANTRY
- K - KITCHEN
- L - HEATER
- M - ELECTRIC LOCKER
- N - BATH TUB & SHOWER
- O - SEAT HOPPER
- P - SINK
- Q - FOLDING LAV.
- R - LINEN LOCKER
- S - BERTH SECTION
- T - WRITING TABLE
- U - REFRIGERATOR
- V - WARDROBE
- W - RANGE
- X - DRESSER
- Y - HAND BRAKE

- 1 - BED
- 2 - OVERHEAD LOCKER
- 3 - GEN. TOILET
- 4 - SUPPLY BOX
- 5 - COAL BOX
- 6 - BATTERY CHARGING RECEP'T.
- 7 - " BOX
- 8 - CHAIRS
- 9 - SOFA - BACK UPPER BERTH
- 10 - VENTILATORS
- 11 - SMOKE JACK
- 12 - ICE HATCH
- 13 - TABLES-REFRIG. BELOW CUPBOARDS ABOVE
- 14 - LOCKERS

AXLES 5" X 9"  
HEATING SYSTEM - STEAM & HEATER

CONVERTED IN 1927 FROM COACH 655  
FLOOR PLAN 235 CB 22318  
REVISED FL. PL. 237 CB 23554

UNION PACIFIC RAILROAD CO.  
RESEARCH AND  
MECHANICAL STANDARDS

		12.10	46	637-42	DIAGRAM
		B	A	11115-0010	P-7-15
					DRAWN
					10-27-41

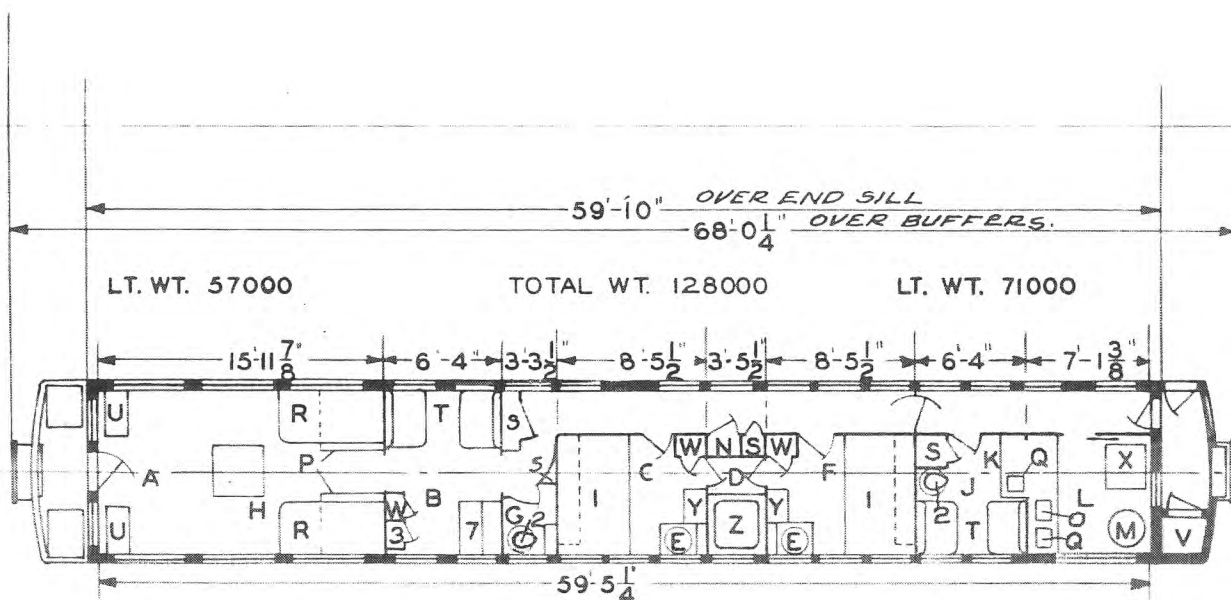




BUSINESS

O.W.R. & N  
1 CAR -186

ORIG. N<sup>o</sup> 998 RE: N<sup>o</sup> 186



- A - OBSERVATION END
- B - OFFICE
- C - STATE ROOM
- D - BATH ROOM
- E - HOPPER & FOLDING LAV.
- F - STATE ROOM
- G - TOILET
- H - DINING TABLE
- J - SERVANT'S SECTION
- K - PANTRY
- L - KITCHEN
- M - HEATER
- N - ELECTRIC LOCKER
- O - ICE
- P - FOLDING BED AND - SERVING TABLE
- Q - SINK
- R - UPPER BERTH
- S - LOCKER
- T - BERTH SECTION
- U - DROP TABLE
- V - REFRIGERATOR
- W - WARDROBE
- X - RANGE
- Y - DRESSER
- Z - BATH TUB

- 1 - BED
- 2 - HOPPER
- 3 - BOOK SHELVES
- 4 -
- 5 -
- 6 -
- 7 - DESK
- 8 -
- 9 -
- 10 -
- 11 -
- 12 -

AXLES 5' X 9"  
HEATING SYSTEM - STEAM AND HEATER  
6 WH. STEEL TRUCKS 10'-6" WH'L BASE  
36" WHEELS 44'-1 1/2" TRUCK CENTERS

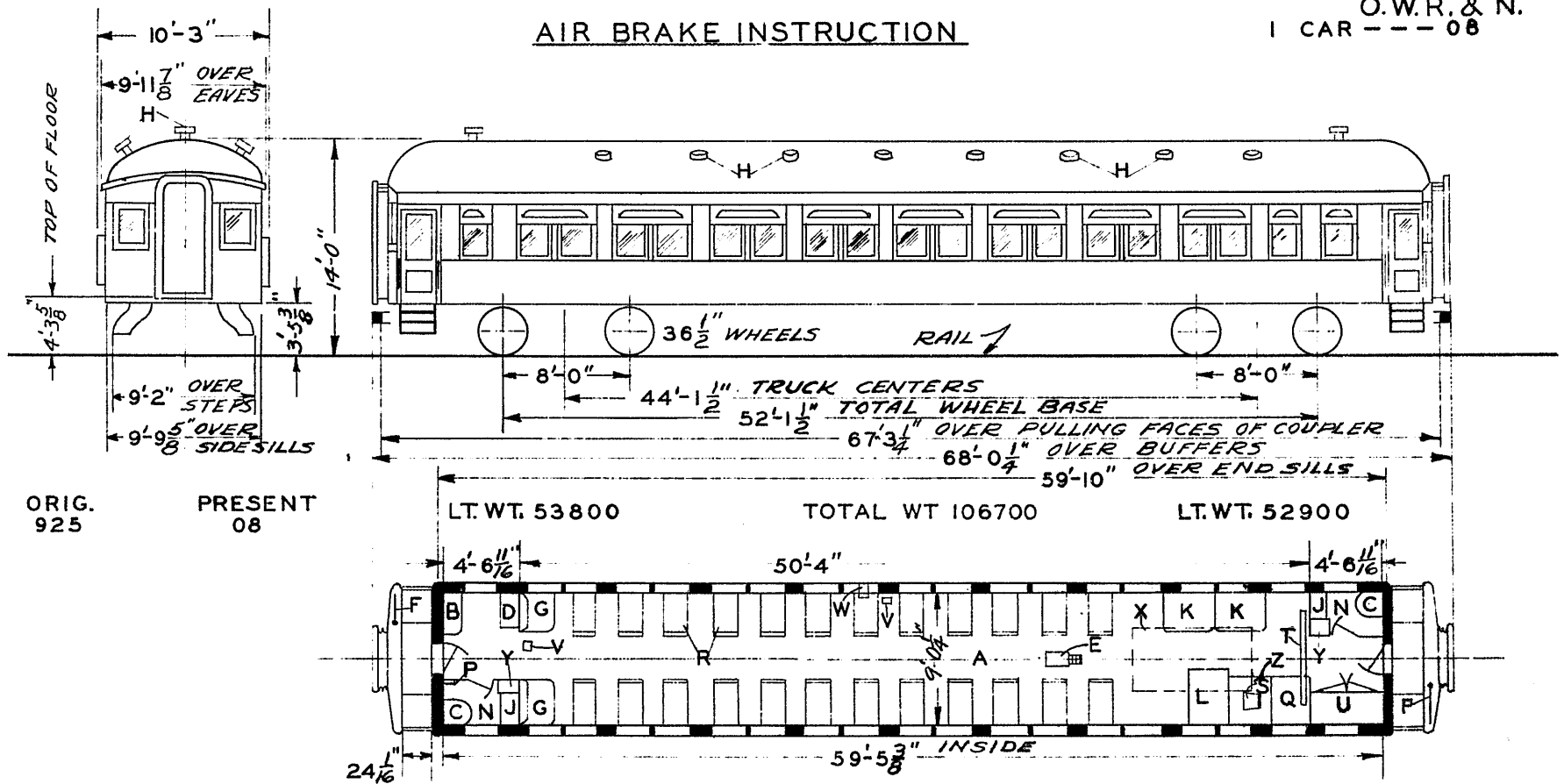
BUILT P.C. & M. CO. 1914  
REBUILT O.W.R.R. & N. CO. 1924 AND  
No. CHG. FROM 998 TO 186  
FLOOR PLAN 235 CB 22322

UNION PACIFIC RAILROAD CO.  
RESEARCH AND  
MECHANICAL STANDARDS

					ISSUE DATE	DIAGRAM
						P-7-17
						DRAWN
						10-27-41

# AIR BRAKE INSTRUCTION

O.W.R. & N.  
1 CAR --- 08



- A - MAIN COMPT. SEAT CAP. 52
- B - SWITCHBOARD LOCKER
- C - HOPPER
- D - ELECTRIC LOCKER TRANSFORMERS
- E - ELECTRIC PROJECTOR-500W BULB
- F - HAND BRAKE (110-V)
- G - STATIONARY SEATS
- H - VENTS
- I - WASHSTAND
- J - FOLDING TABLES
- K - SPEAKERS DESK
- L - TOILETS
- M - WRECKING TOOLS
- N - STATIONARY TABLE
- O - SEATS
- P - SPEAKERS CHAIR
- Q - ROLL TYPE SCREEN 6'-0" X 6'-0"
- R - STORAGE LOCKER 2-SHELVES
- S - FAN OUTLETS
- T - 110-V RECP.
- U - CHART CASE 3'-9" X 7'-6" X 6" DEEP 80 CHARTS
- V - WATER COOLER-ICE
- W - PLATFORM 4 ABOVE FLOOR

EQUIPPED WITH GAS AND ELEC. FIXTURES. AXLE GEN.

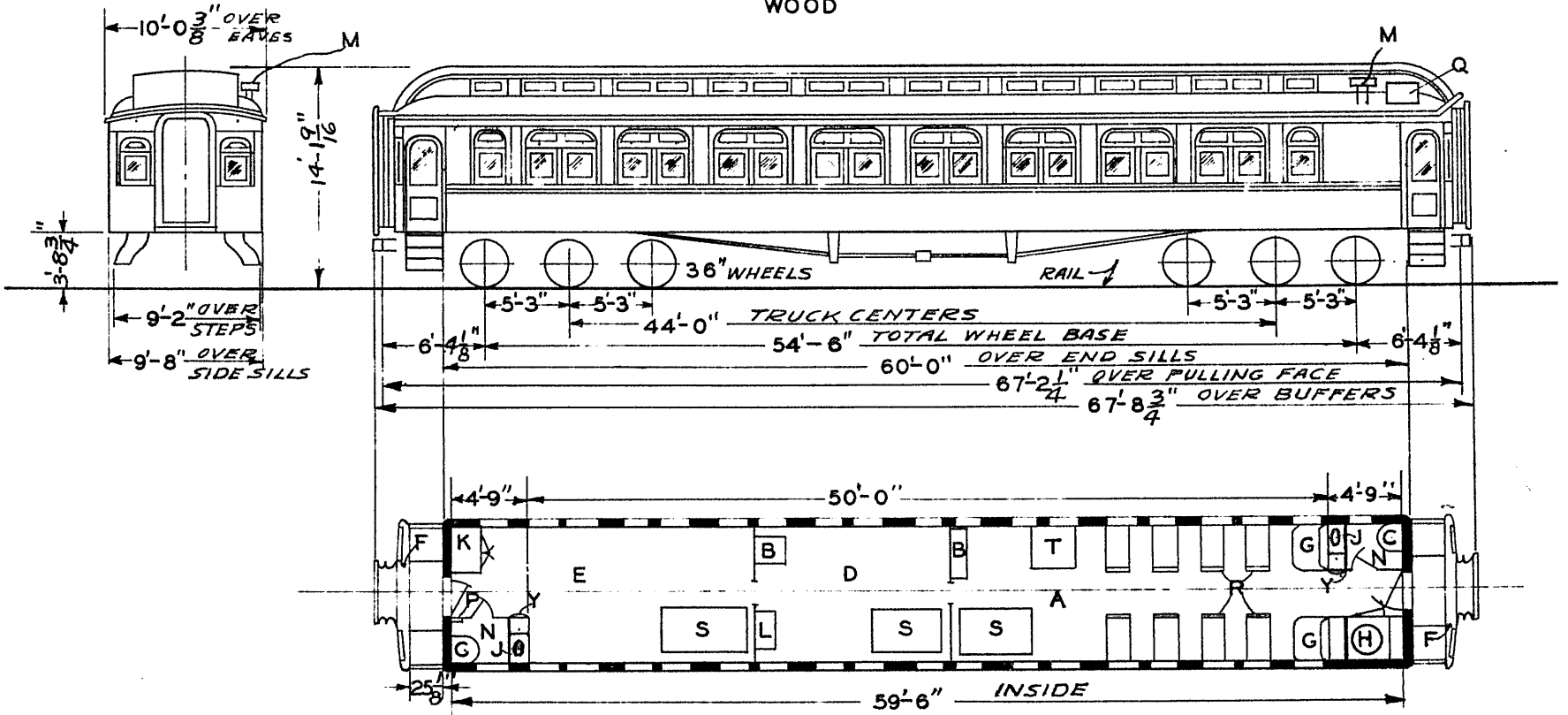
AXLES 5" X 9"  
WATER SYSTEM-GRAVITY  
STEAM HEAT  
CEILING LIGHTS 32 & 110-V

BUILT P.S.C. & M CORP. - 1914  
REMODELED --- 1937  
CONVERTED FROM COACH-925  
FLOOR PLAN 235 CB 22238

UNION PACIFIC RAILROAD CO.  
RESEARCH AND  
MECHANICAL STANDARDS

		8-10 46	DATE
A	ISSUE	P-8-1	DRAWN
		1-12-43	

RULES EXAMINER  
WOOD



- A - LECTURE ROOM
- B - CABINETS
- C - HOPPERS
- D - OFFICE "A"
- E - OFFICE "B"
- F - HANDBRAKE
- G - STATIONARY SEATS
- H - HEATER
- I - WASHSTANDS
- J - LOCKER
- K - STATIONERY
- L - SMOKE JACK
- M - TOILETS
- N - WRECKING TOOLS
- O - EXPANSION DRUMS
- P - SEATS
- Q - DESKS
- R - TABLE
- S - WATER COOLER - ICE
- Z -

LIGHT FIXTURES GAS & ELECTRIC  
TRUCK HUNG GENERATOR

AXLES - 4<sup>1</sup>/<sub>2</sub>" x 8"  
WATER SYSTEM - GRAVITY  
HEATING - STEAM & HEATER  
TRUCKS - 6 WH. WOOD

BUILT - 1899  
REMODELED - 1925

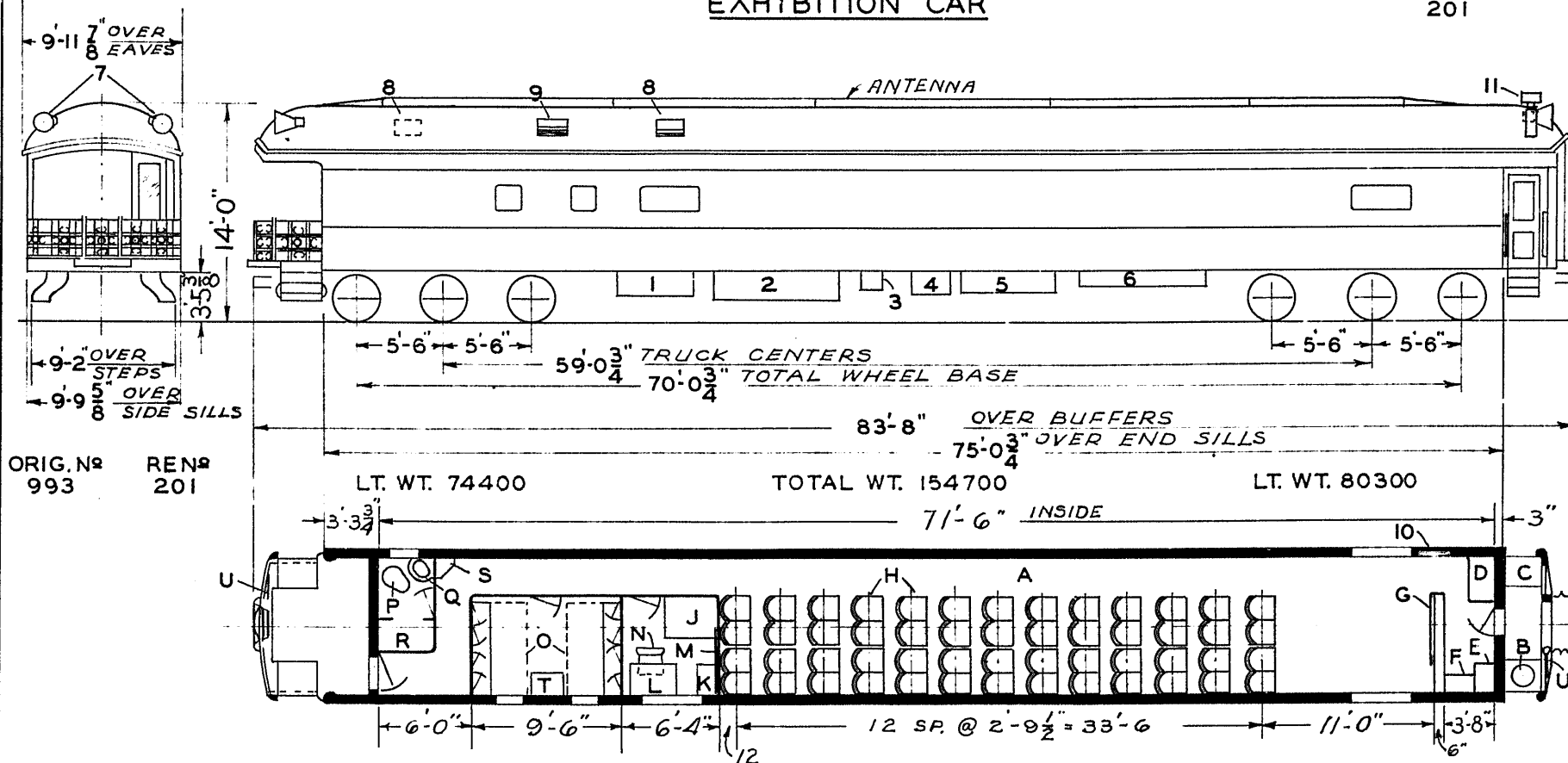
UNION PACIFIC RAILROAD CO  
RESEARCH AND  
MECHANICAL STANDARDS

				ISSUE DATE	DIAGRAM P-8-2
					DRAWN 1-12-43



# EXHIBITION CAR

O.W.R.N.  
201



ORIG. No 993 RENo 201

LT. WT. 74400

TOTAL WT. 154700

LT. WT. 80300

- A - EXHIBITION ROOM SEAT CAR 52
- B - HEATER - SIMPLEX #557
- C - COAL BOX
- D - ELECTRIC LOCKER
- E - WATER COOLER
- F - PUMP BOX
- G - ROLLER TYPE SCREEN
- H - SEATS
- I - PROJECTOR STAND
- J - SHELF
- K - DESK
- L - SLIDING SASH
- M - CHAIR
- N - FOLDING BED - CABINETS OVERHEAD
- O - HOPPER
- P - WASH STAND
- Q - SHOWER
- R - GAS HEATER
- S - WARD ROBE
- T - HAND BRAKE

- 1 - ENGINE GENERATOR
- 2 - BATTERY BOX
- 3 - MOTOR ALTERNATOR
- 4 - COMPRESSOR BOX
- 5 - FUEL CABINETS
- 6 - WATER TANKS
- 7 - LOUD SPEAKERS
- 8 - EXH. FAN
- 9 - FRESH AIR INTAKE
- 10 - A.C. CONTROL
- 11 - SMOKE JACK

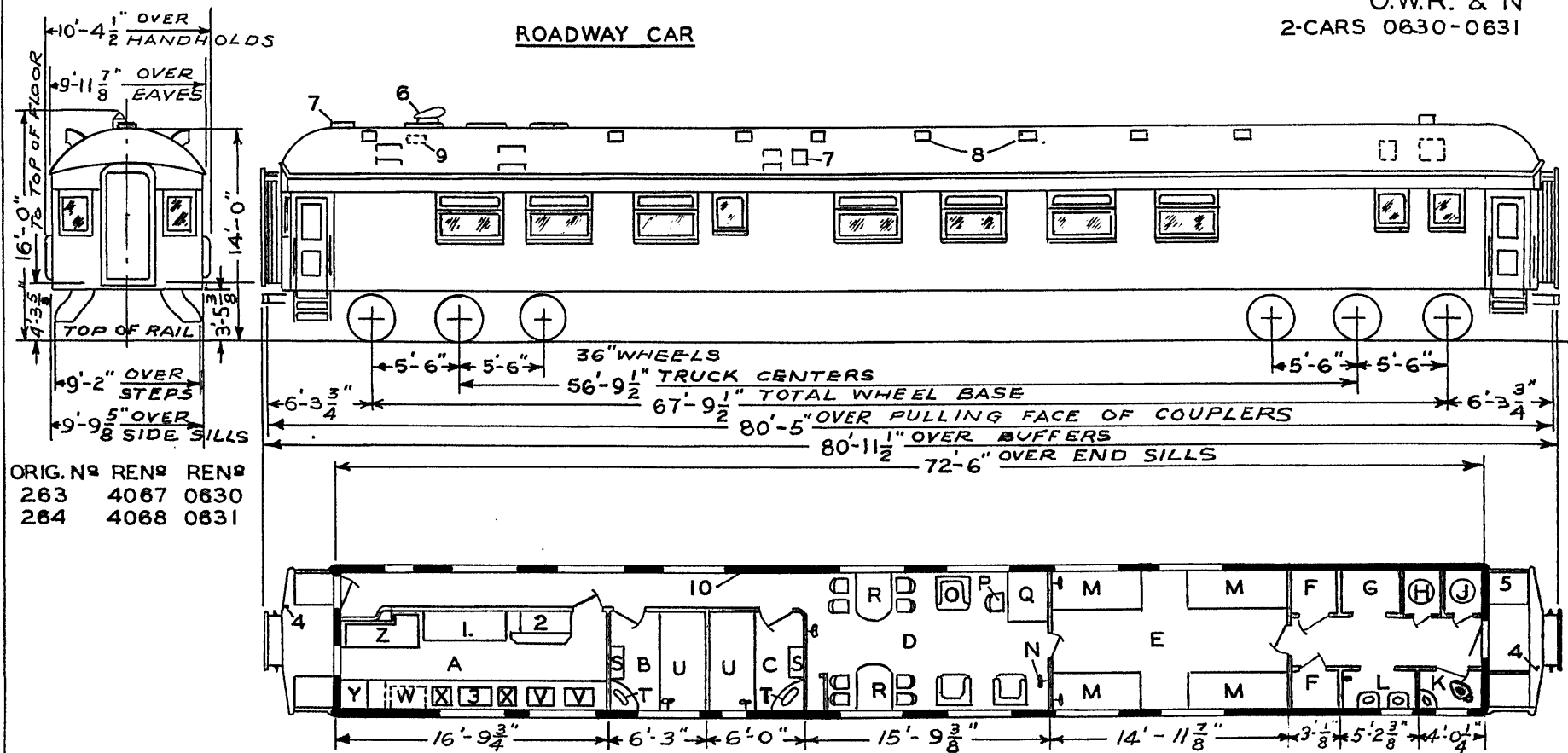
AXLES 5" X 9"  
 WATER SYSTEM - AIR PRESSURE  
 SASH - A & W CO. DOUBLE GLAZED #36  
 SAFETY GLASS INSIDE. CLEAR PLATE  
 GLASS OUTSIDE.  
 HEATING SYSTEM - COMBINED HOT-WATER  
 AND ZONE STEAM.

BUILT - P.C. & M. CORP - 1912  
 REMODELED - O.W.R.R. & N - 1917  
 REMODELED FLOOR PLAN 237-CB-24525

UNION PACIFIC RAILROAD CO  
 RESEARCH AND  
 MECHANICAL STANDARDS

					ISSUE DATE	DIAGRAM
						P-8-4
						DRAWN

ROADWAY CAR



ORIG. NO REN# REN#  
263 4067 0630  
264 4068 0631

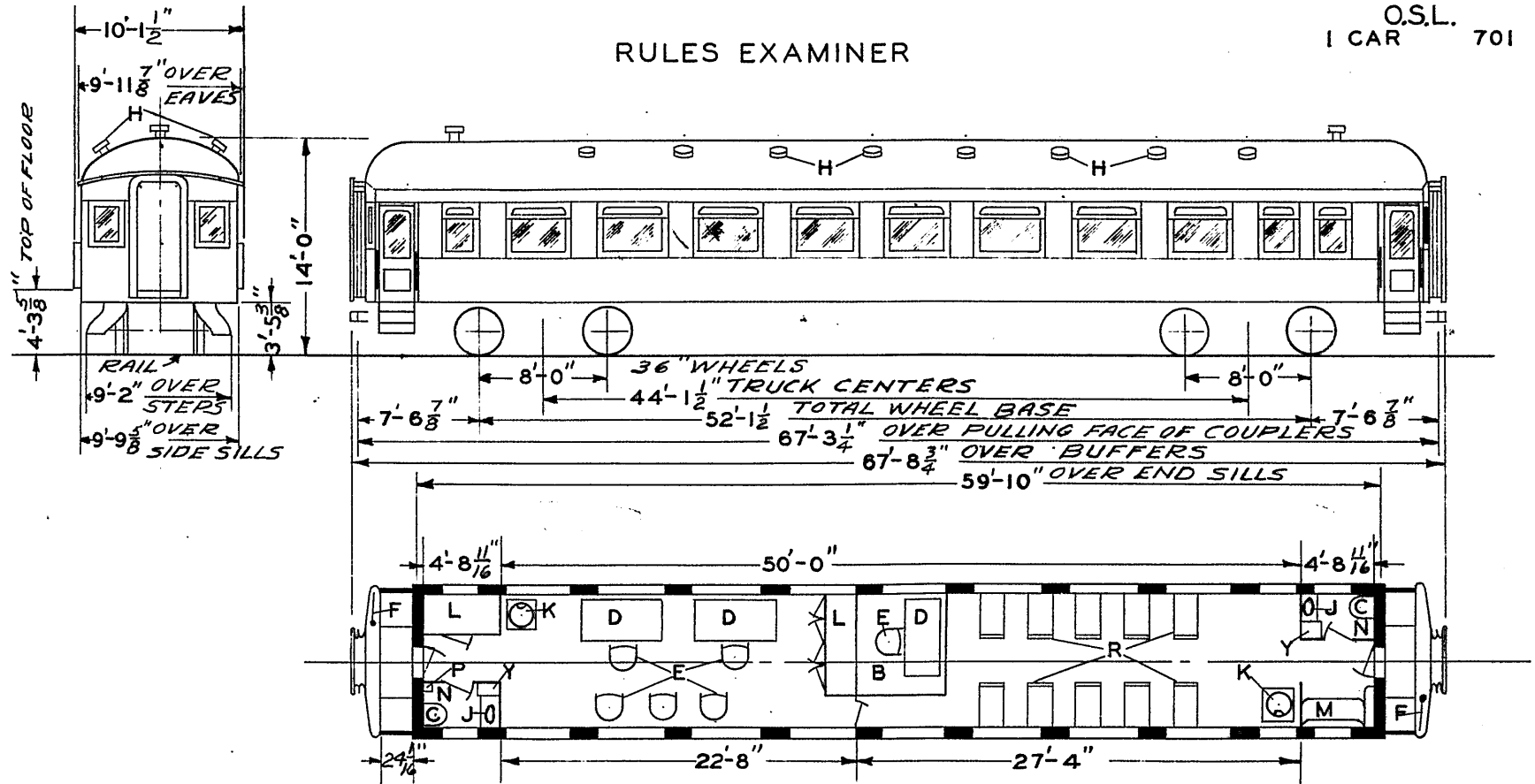
- A - KITCHEN
- B - BEDROOM A
- C - BEDROOM B
- D - DINING ROOM
- E - DORMITORY ROOM
- F - CLOSET
- G - SHOWER ROOM
- H - WATER HEATER - GAS
- J - SIMPLEX # 561 HEATER
- K - TOILET
- L - LAVITORY
- M - DOUBLE DECK BUNK
- N - WALL FAN
- O - UPHOLSTERED CHAIR
- P - CHAIR
- Q - DESK
- R - DINING TABLE
- S - WARDROBE
- T - BASIN
- U - BUILT IN BED
- V - SINK
- W - PASTRY CHILL BOX
- X - ICE BOX
- Y - CLOTHES LOCKER
- Z - MEAT REFRIGERATOR
- 1 - RANGE
- 2 - STEAM TABLE
- 3 - STORAGE
- 4 - HAND BRAKE
- 5 - METAL LINED COAL BIN
- 6 - SMOKE JACK
- 7 - ICE HATCH
- 8 - VENTS
- 9 - EXH. FAN 12"
- 10 - WRECKING TOOLS

UNION PACIFIC RAILROAD CO.  
RESEARCH &  
MECHANICAL STANDARDS

				DATE	DIAGRAM
					P-8-5
				ISSUE	DRAWN
					0-1-40

# RULES EXAMINER

O.S.L.  
1 CAR 701



- A - PLATFORM
- B - HOPPER
- C - DESKS
- D - CHAIRS
- E - HANDBRAKE
- F - VENTS
- G - WASHSTAND
- H - STOVES
- I - LOCKERS
- J - SOFA SEAT
- K - TOILETS
- L - WRECKING TOOLS
- M - 10-COACH SEATS
- N -
- O -
- P -
- Q -
- R -
- S -
- T -
- U -
- V -
- W -
- X -
- Y - WATER COOLER ICE
- Z -

LIGHT FIXTURES-GAS & ELEC.

AXLES 5"X9"  
WATER SYSTEM-GRAVITY  
STEAM HEAT-VAPOR CO.  
WIRED FOR 110 VOLTS

BUILT-1911  
REMODELED-1942--FROM COACH 701

UNION PACIFIC RAILROAD CO.  
RESEARCH  
MECHANICAL STANDARDS

U.P. SPEC. 217

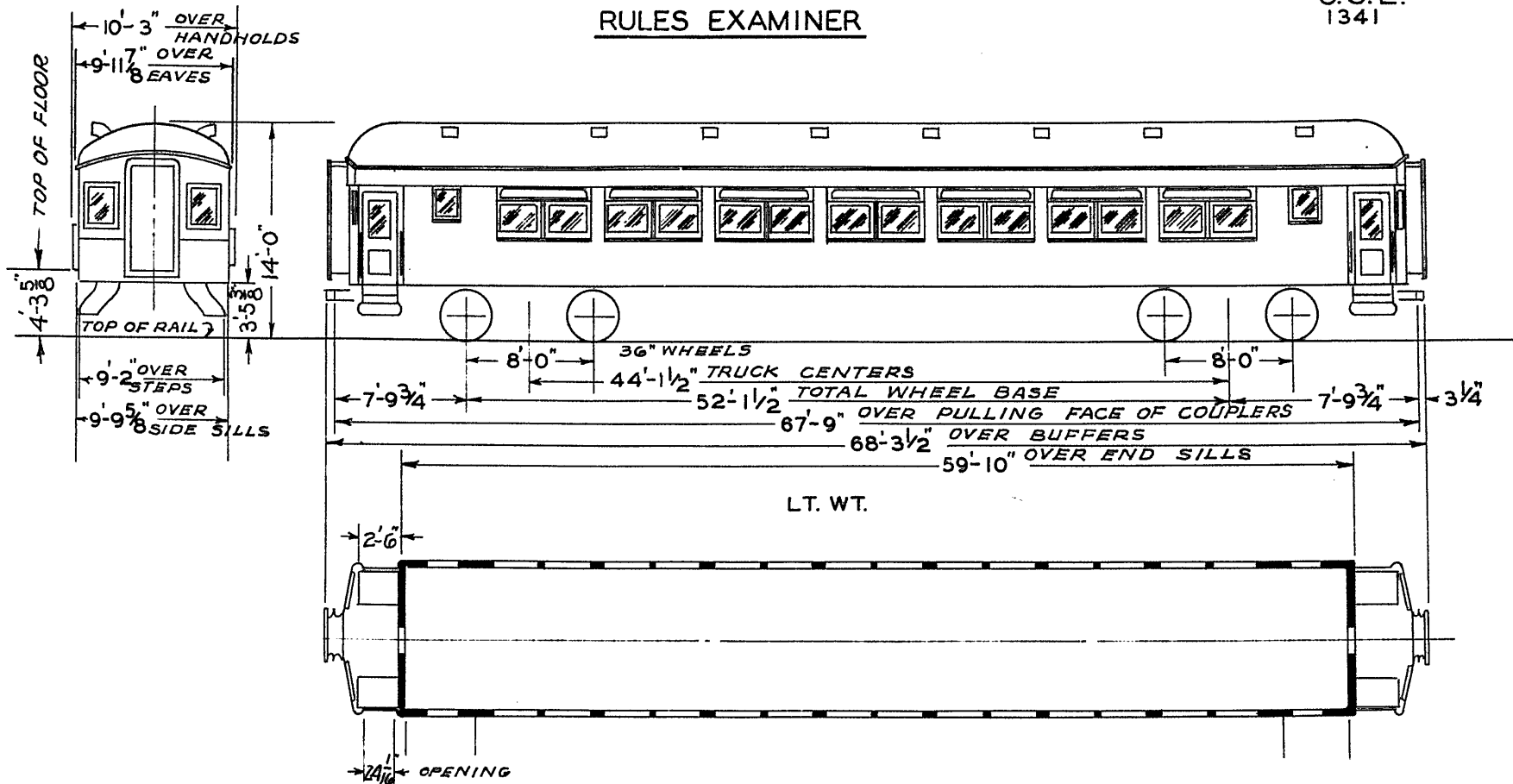
					DATE	DIAGRAM
						P-8-6
					ISSUE	DRAWN
						1-12-48





RULES EXAMINER

O.S.L.  
1341



AXLES 5" X 9"  
WATER SYSTEM-GRAVITY  
STEAM HEAT-VAPOR CO.  
SASH-3/16" PLATE GLASS - INSIDE &  
OUTSIDE.

BUILT-P.C.&M. CORP. 1914  
GEN. DESIGN D- CB-10314

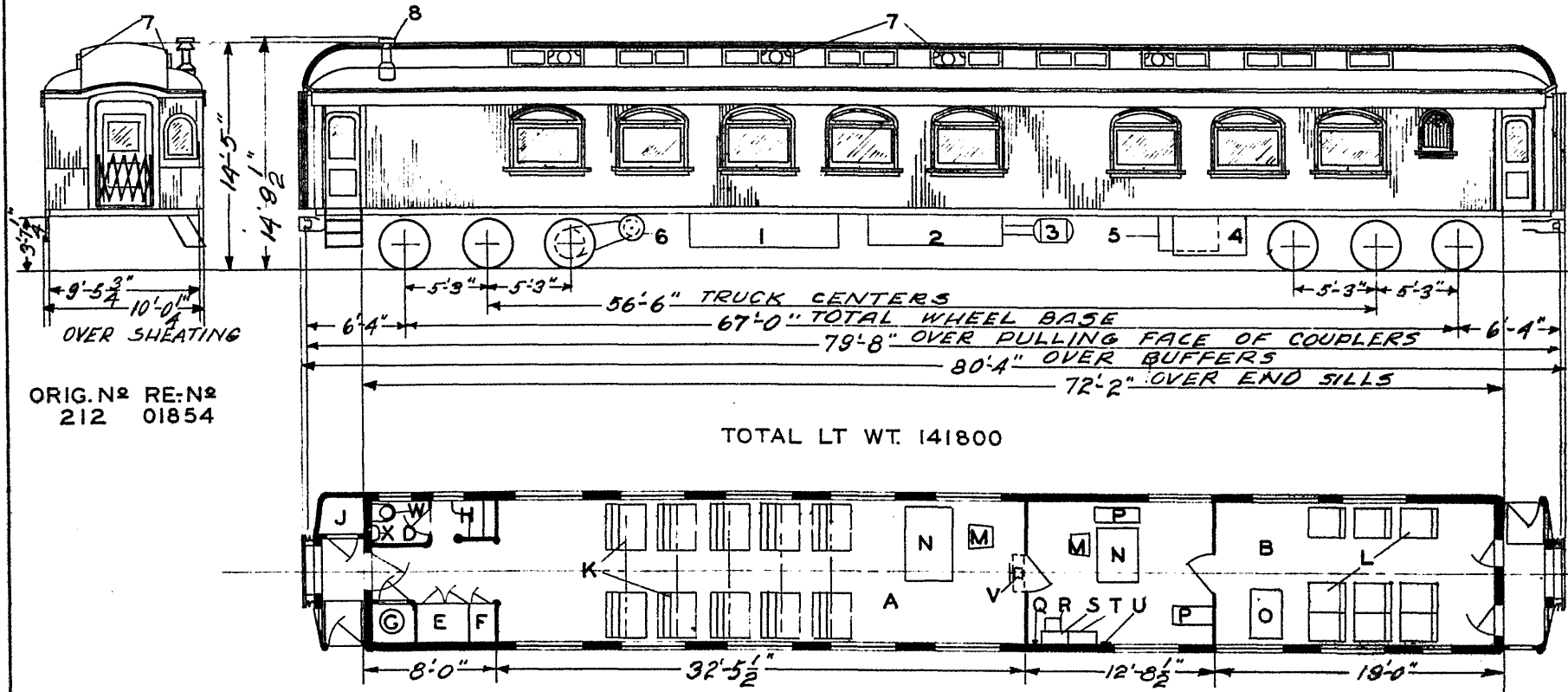
UNION PACIFIC RAILROAD CO.  
RESEARCH AND  
MECHANICAL STANDARDS

					DIAGRAM P-8-8
					DRAWN

U.P. SPEC. 237

**RULES EXAMINER**  
WOOD WITH STEEL UNDERFRAME

O.S.L.  
1 CAR 01854



ORIG. N<sup>o</sup> 212 RE: N<sup>o</sup> 01854

TOTAL LT WT. 141800

- A - CLASS ROOM - A SEAT CAP. 20
- B - CLASS ROOM - B SEAT CAP. 9
- C - OFFICE
- D - TOILET - WATER TANK - OVER
- E - CABINET & SHELVES
- F - LOCKER
- G - BAKER HEATER
- H - CUPBOARD & SHELVES
- I - STORAGE LOCKER
- J - WALK-OVER SEATS
- K - RECLINING CHAIR CAR SEATS
- L - CHAIR
- M - DESK
- N - TABLE
- O - FILING CASE
- P - FIRE EXT - 1 QT - PYRENE
- Q - FLOOR HEAT CONTROL BOX
- R - ELECTRIC LOCKER
- S - SWITCHBOARD CABINET
- T - WRECKING TOOLS
- U - ELECT. FAN - ON SHELF
- V - HOPPER
- W - FOLDING LAV.
- X -
- Y -
- Z -

- 1 - SUPPLY BOX - BOTH SIDES
- 2 - BATT. BOX
- 3 - BRAKE CYLINDER 15" X 18"
- 4 - MAIN RESERVOIR
- 5 - AUX. - "
- 6 - GENERATOR - G. & P. 5 K.W.
- 7 - VENTS
- 8 - SMOKE-JACK

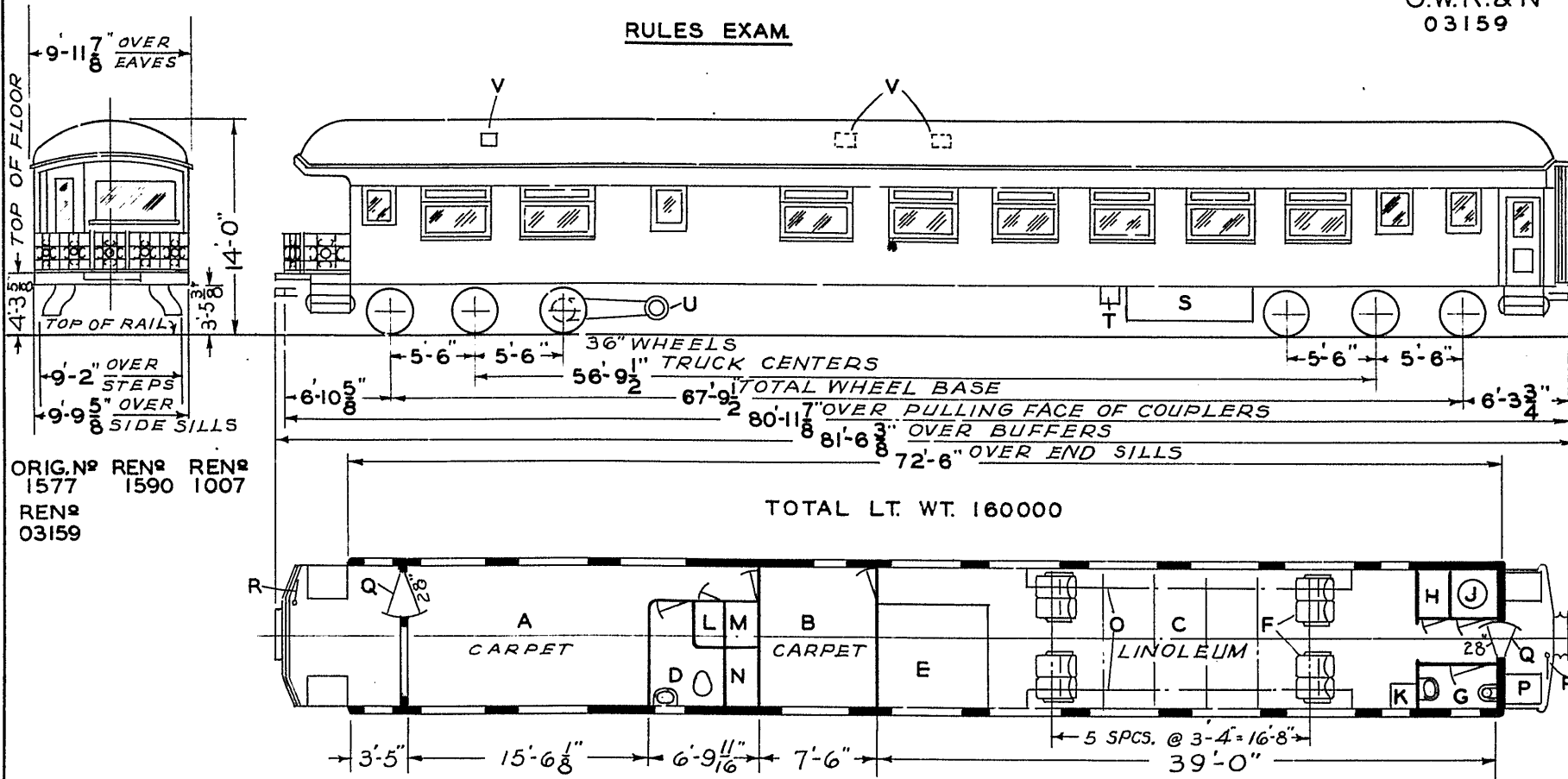
AXLES 5' X 9"  
STEAM HEAT - BAKER HEATER  
WATER SYSTEM - GRAVITY

BUILT P.C. & M. CO.  
REMODELED 1929 FROM O.S.L.  
DINER 212

UNION PACIFIC RAILROAD CO  
RESEARCH AND  
MECHANICAL STANDARDS

			1-12	DIAGRAM
			43	R- 8-9
		A	ISSUE DATE	DRAWN
				10-27-41

RULES EXAM.



ORIG. NO RENE RENE  
1577 1590 1007  
RENO  
03159

TOTAL LT. WT. 160000

AXLES 5" x 9"

BUILT-P.C.&M. CORP. - 1913  
REMODELED -POCATELLO-1932

ORIG. FLOOR PLAN-D-CB-20025  
REMODELED FLOOR PLAN-BK-3-SK-2931  
REMODELED OMAHA SHOPS-1943  
FLOOR PLAN-234-CB-23559  
REMODELED AT DENVER  
FLOOR PLAN-237-CB-24237

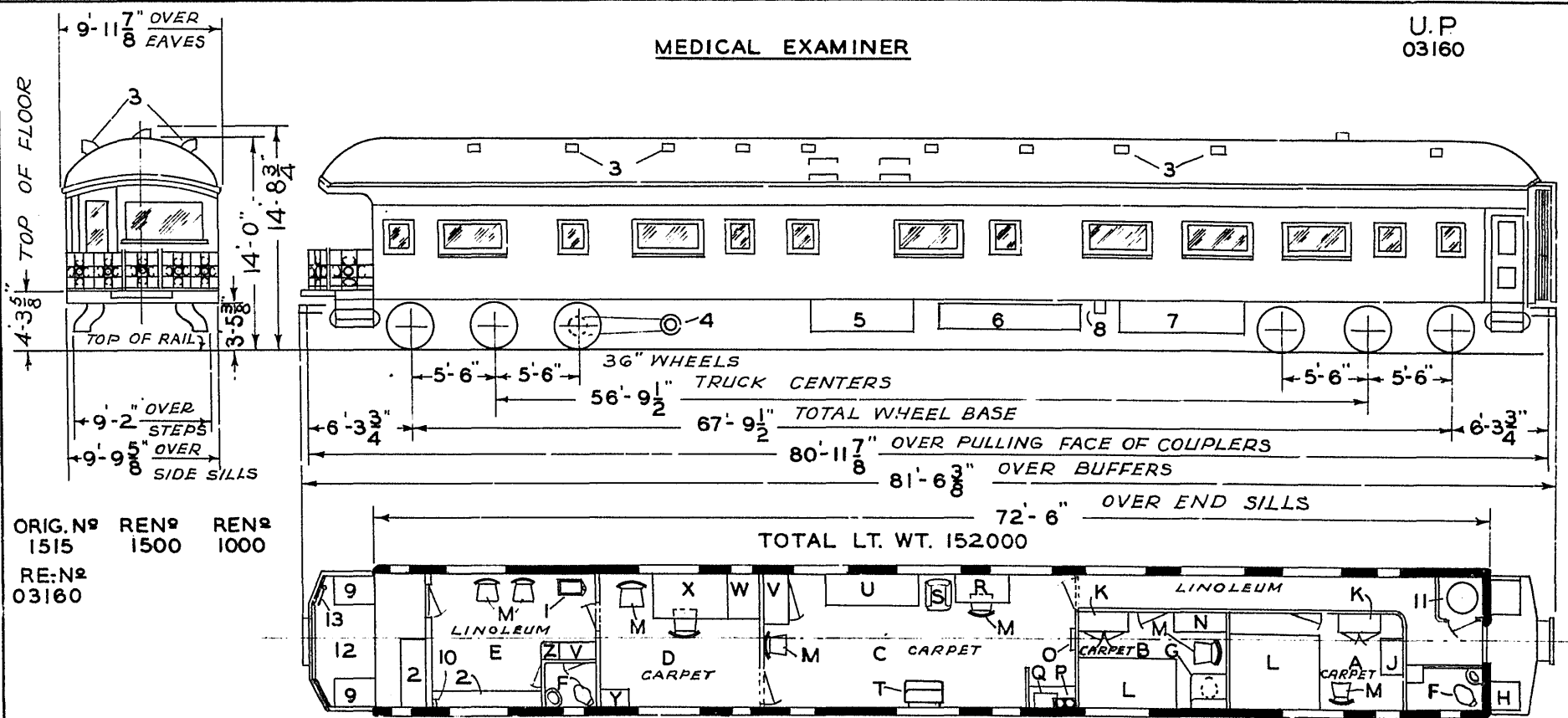
- A - OFFICE "A"
- B - OFFICE "B"
- C - LECTURE ROOM SEAT CAP. 24
- D - TOILET
- E - RAISED PLATFORM
- F - SEATS
- G - WASHROOM
- H - COAL STORAGE ETC.
- J - HOT WATER HEATER
- K - ELECT. WATER COOLER
- L - CLOTHES LOCKER
- M - ELECTRIC LOCKER
- N - SHELF LOCKER
- O - BAGGAGE RACK
- P - TRAP DOOR
- Q - SCREEN DOOR
- R - HANDBRAKE
- S - BATTERY
- T - BATTERY CHARGING RECEPT.
- U - GENERATOR
- V - EXH. FAN

UNION PACIFIC RAILROAD CO  
RESEARCH AND  
MECHANICAL STANDARDS

					ISSUE	DATE	DIAGRAM
							P-8-10
							DRAWN

MEDICAL EXAMINER

U.P.  
03160



ORIG. N<sup>o</sup> 1515 REN<sup>o</sup> 1500 REN<sup>o</sup> 1000  
RE: N<sup>o</sup> 03160

TOTAL LT. WT. 152000

- A - STATEROOM "A"
- B - STATEROOM "B"
- BB - EXAMINING ROOM
- C - OFFICE
- D - WAITING ROOM
- E - NO.1 HOPPER
- F - ENCLOSED HOPPER & FOLDING BASIN
- G - REFRIGERATOR
- H - CHEST OF DRAWERS
- I - WARDROBE
- J - BUILT IN BED
- K - CHAIR
- L - DRESSER & MIRROR
- M - EYE CHART
- N - REAGENT BOTTLE RACK
- O - SINK & DRAINBOARD
- P - DESK
- Q - UPHOLSTERED CHAIR
- R - AIR COOLING UNIT
- S - EXAMINING TABLE
- T - CABINET
- U - RECORD CABINET
- V - DESK (WITH FOLDING SHELF FOR TYPEWRITER)
- W - ELECTRIC LOCKER
- X - WATER COOLER
- Y - Z

- 1 - SCALE
- 2 - BUILT IN BENCH
- 3 - VENTS
- 4 - GENERATOR
- 5 - SUPPLY BOX
- 6 - GAS TANKS
- 7 - BATTERY
- 8 - BATTERY CHARGING RECEP'T.
- 9 - TRAP DOOR
- 10 - CONDUCTORS VALVE
- 11 - VAPOR CAR HEATER
- 12 - OBSERVATION PLATFORM
- 13 - HAND BRAKE

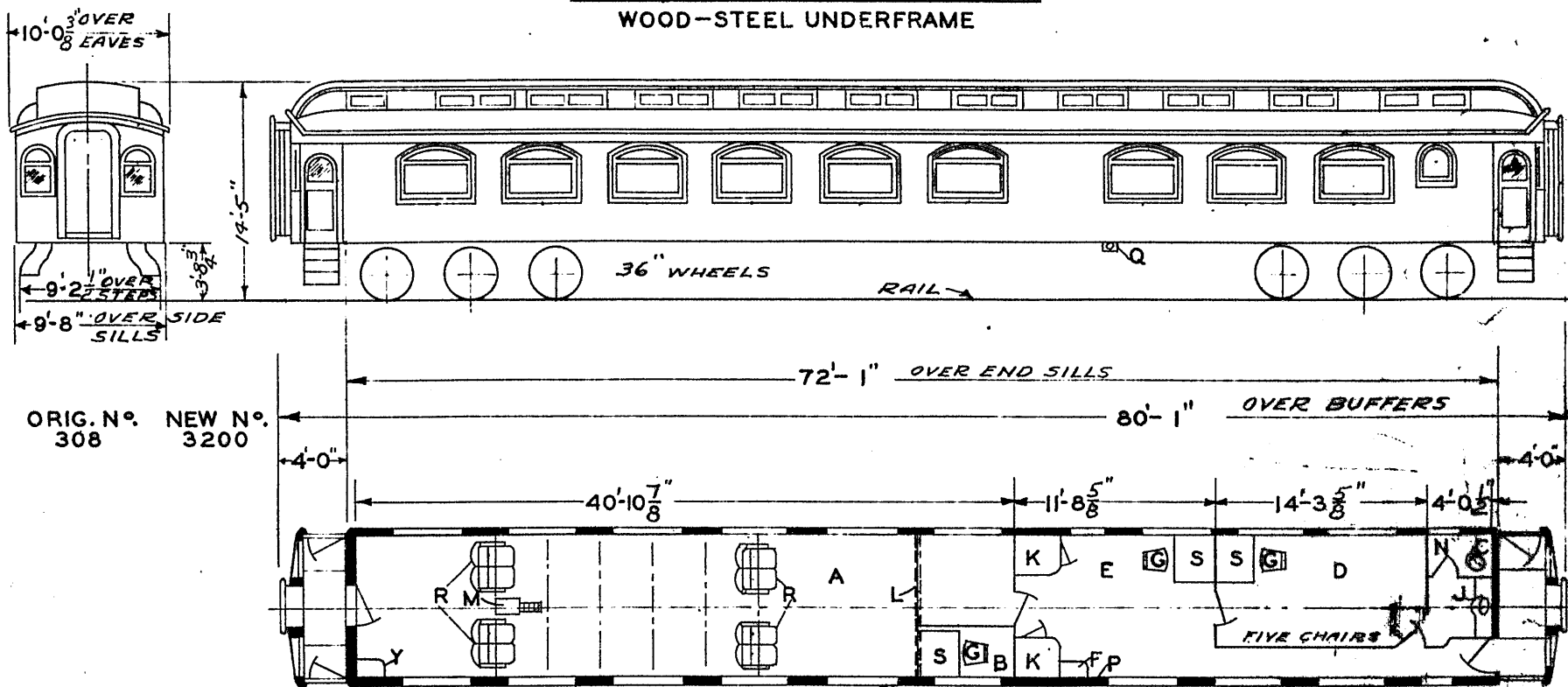
AXLES 5' x 9"  
STEAM HEAT-VAPOR CO.  
HOT WATER HEAT WITH  
SIMPLEX # 561-A HEATER

BUILT AS OBS. CAR - P.C. & M. CORP. - 1915  
REMODELED TO TEMPORARY CHAIR CAR  
- OMAHA SHOPS - 1943  
FLOOR PLAN - 234 - CB - 23559  
REMODELED TO MEDICAL EXAMINER -  
1946 - FLOOR PLAN - 237 - CB - 24070  
UNION PACIFIC RAILROAD CO.  
RESEARCH AND  
MECHANICAL STANDARDS

				ISSUE DATE	DIAGRAM P-8-11
				DATE	

**AIR BRAKE EXAMINER CAR**  
WOOD-STEEL UNDERFRAME

U.P.  
1 CAR 3200



ORIG. N<sup>o</sup>. 308    NEW N<sup>o</sup>. 3200

- A - LECTURE ROOM
- B - RAISED PLATFORM 6" ABOVE FLOOR
- C - HOPPER
- D - OFFICE "A"
- E - OFFICE "B"
- F - SWITCHBOARD LOCKER
- G - CHAIRS
- H - WASHSTAND
- I - LOCKERS
- J - ROLL-UP MOVIE SCREEN
- K - MOVIE PROJECTOR
- L - TOILET
- M - WRECKING TOOLS
- N - ELECT. RECP. 220 VOLTS-BOTH SIDES
- O - SEATS REMOVED FROM 2ND. TRAIN
- P - DESKS 1 CENTER & 3 SIDE DRAWERS
- Q -
- R -
- S -
- T -
- U -
- V -
- W -
- X -
- Y - WATER COOLER-ICE
- Z -

AXLES 5"x9"  
WATER SYSTEM-GRAVITY  
STEAM HEAT  
SIX WHEEL STEEL TRUCKS

CONV. FROM DINER 308 TO PARLOR CAR  
3200 REMODELED 1941  
FLOOR PLAN 237 CB 2301Q

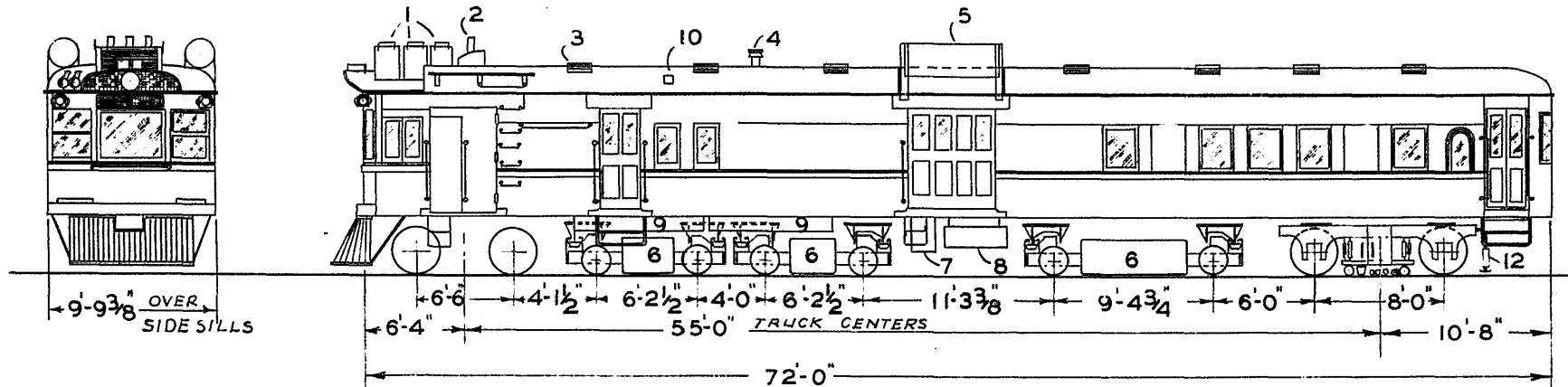
UNION PACIFIC RAILROAD CO.  
RESEARCH AND  
MECHANICAL STANDARDS

					DATE	DIAGRAM
						P-8-12
					ISSUE	DRAWN
						1-12-43

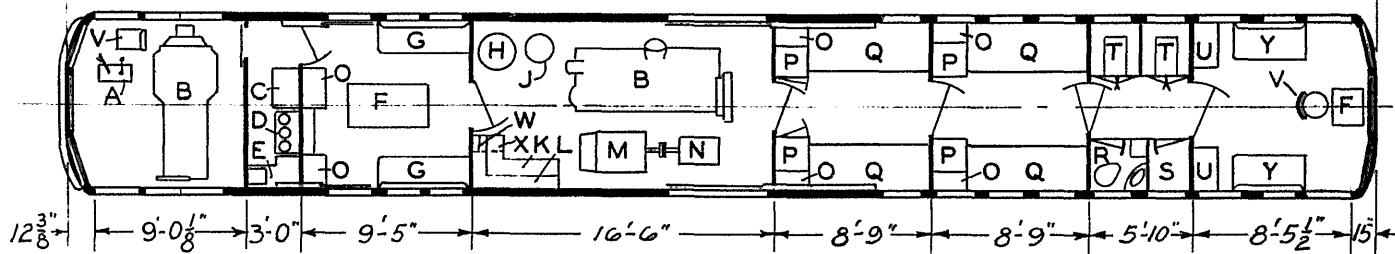
# RAIL DETECTOR CAR

DC-2

O.S.L.  
02079



ORIG. No M-66  
REN<sup>o</sup> DC-2



- A - CONTROLLER
- B - ENGINE GENERATOR
- C - REFRIGERATOR - SERVEL
- D - GAS RANGE
- E - SINK
- F - TABLE
- G - BATTERY SEAT BOX
- H - HEATER - SIMPLEX
- J - AUTOMATIC WATER HEATER
- K - WORK BENCH
- L - PIGEON HOLES FOR PARTS
- M - MOTOR
- N - HAND TEST
- O - SHELF
- P - WARDROBE
- Q - 1-TIER BUNK
- R - TOILET
- S - SHOWER
- T - LOCKER
- U - AMPLIFIER CABINET
- V - CHAIR
- W - SWITCH LOCKER
- X - REGULATOR LOCKER UNDER BENCH
- Y - SEAT

- 1 - RADIATOR
- 2 - EXHAUST PIPES
- 3 - VENTS
- 4 - SMOKE JACK
- 5 - AIR TANKS
- 6 - MAGNET CARRIAGE
- 7 - FUEL CABINET
- 8 - SUPPLEMENTRY RESERVOIR
- 9 - GAS TANKS
- 10 - BATTERY VENT
- 11 - TRAILING TRUCK & PICKUP COIL
- 12 - POST GROWLER

AXLES - 5" X 9"  
HOT WATER HEAT  
A.P. WATER SYSTEM

REMODELED & RENUMBERED FOR  
RAIL DETECTOR CAR - OMAHA  
SHOPS 1950.

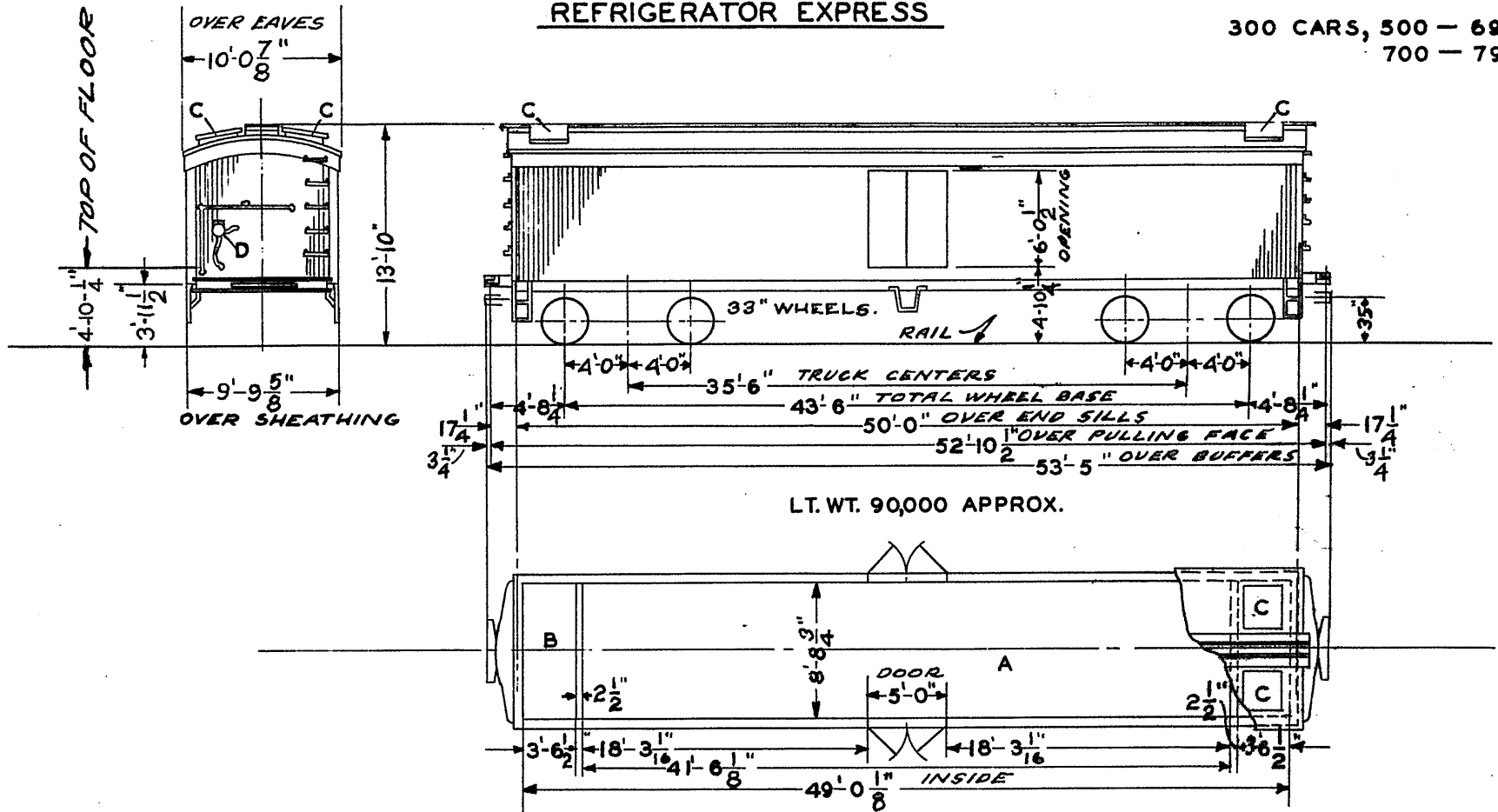
FLOOR PLAN 237-CF-560

UNION PACIFIC RAILROAD CO.  
RESEARCH AND  
MECHANICAL STANDARDS

					ISSUE DATE	DIAGRAM P-8-13
						DRAWN

# REFRIGERATOR EXPRESS

300 CARS, 500 - 699  
700 - 799



- A - REFRIGERATED COMP'T.
- B - ICE BUNKERS - BOTH ENDS
- C - ICE HATCH
- D - HAND BRAKE - AT ONE END ONLY

HEIGHT-FLOOR TO CEILING 7'-1 5/8"  
 " " RACK TO CEIL. 6'-8 3/4"  
 AVAILABLE CU. CAPACITY BETWEEN ICE -  
 TANKS ABOVE FLOOR RACKS, 2437 CU. FT.  
 CUBIC CAP. BETWEEN ICE TANKS, 2586 CU. FT.  
 TOTAL CAP. OF BOTH TANKS, 11,300 LBS.  
 WT. OF EACH TRUCK - 13,800 APPROX.  
 TOTAL CUBIC CAPACITY 3053 CU. FT.

AXLES 5 1/2" X 10"

BUILT 1923 500 - 699 A.C. & F. CO.  
 BUILT 1923 700 - 799 G.A.C. CO.  
 GEN. DESIGN DWG. CB-20690

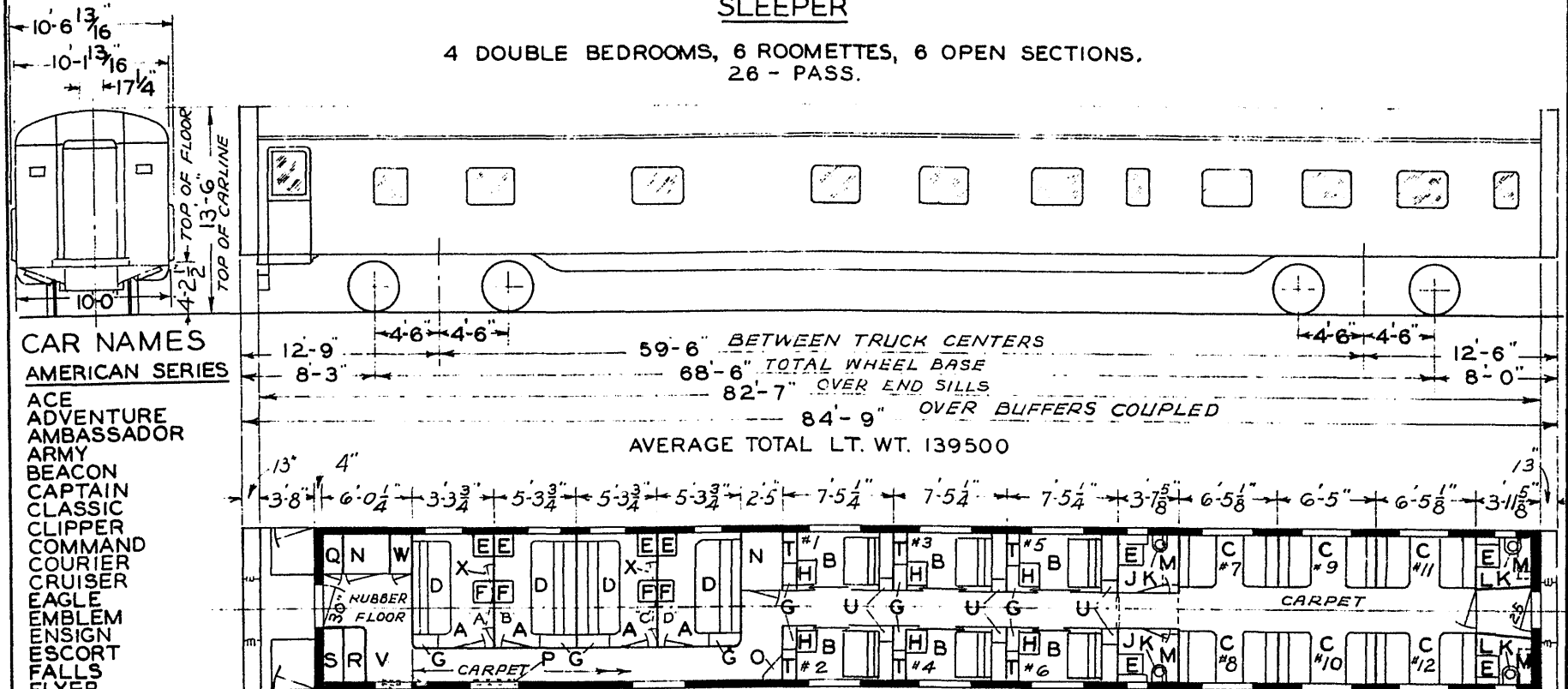
UNION PACIFIC RAILROAD  
 RESEARCH AND  
 MECHANICAL STANDARDS

			REV 46	DATE	DIAGRAM P-8-14
			A	ISSUE	DRAWN - 10-27-41

U.P. SPEC. 322

**SLEEPER**

4 DOUBLE BEDROOMS, 6 ROOMETTES, 6 OPEN SECTIONS.  
26 - PASS.



CAR NAMES  
AMERICAN SERIES

- ACE
- ADVENTURE
- AMBASSADOR
- ARMY
- BEACON
- CAPTAIN
- CLASSIC
- CLIPPER
- COMMAND
- COURIER
- CRUISER
- EAGLE
- EMBLEM
- ENSIGN
- ESCORT
- FALLS
- FLYER
- FORTRESS
- HAVEN
- HEIGHTS
- HILLS
- HOME
- LAKE
- LIGHT
- MARINE
- MONITOR
- NAVY
- PARK
- PROGRESS
- RAPIDS
- RIVER
- ROYAL
- SAILOR
- SCENE
- SENTRY
- SHORES
- SKIPPER
- SOLDIER
- STAR
- TRAILS
- TROOPER
- WOODLAND

- A - BEDROOMS A B C D
- B - ROOMETTES 1-6
- CC - BERTH SECTIONS 7-12
- D - SOFA & UPPER BERTH
- E - FOLDING WASHSTAND & HOPPER
- F - DROP TABLE
- G - WARDROBE
- H - ENCLOSED HOPPER
- L - WOMENS WASH ROOM
- X - DENTAL BOWL
- T - MENS WASHROOM
- M - FOLDING BENCH
- Z - CLEAN LINEN LOCKER
- O - WATER ALCOVE
- P - WRECKING TOOLS
- Q - A.C. & SOILED LINEN LOCKER
- R - ELECTRIC LOCKER
- S - EQUIPMENT LOCKER
- T - FOLDING WASHSTAND
- U - SHOE LOCKER
- V - FIRE EXT. & FIRST AID KIT
- W - TABLE STORAGE LOCKER
- X - FOLDING PARTITION
- Y - CAR NUMBERING SIGN-ELEC.

- AXLES-FRONT TRUCK 6"X11"
- AXLES-REAR TRUCK 6"X11"
- STEAM HEAT-FLOOR & OVERHEAD
- VAPOR CAR HEATING CO.
- A.P. WATER SYSTEM
- H.S.C. SPEED GOV. CONTROLLED
- AIR BRAKES
- A.C. P.S.C.M. CO. & WAUKESHA
- TIGHT LOCK COUPLERS
- DRAFT GEARS TWIN WAUGHMAT

BUILT BY P.S.C. & M. CO. 1941-42  
FLOOR PLAN 83-B-56

UNION PACIFIC RAILROAD CO.  
RESEARCH AND  
MECHANICAL STANDARDS

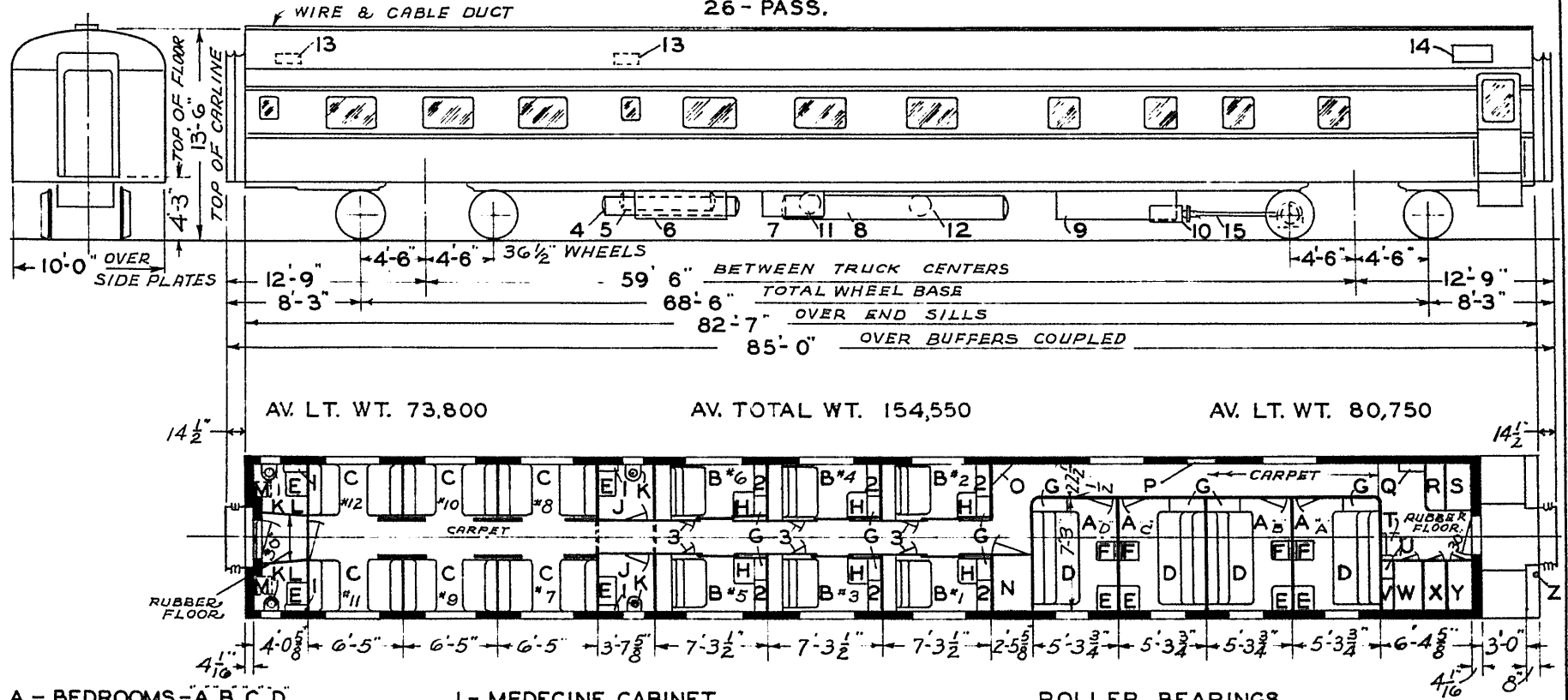
					ISSUE DATE	DIAGRAM P-9-1
					ISSUE DATE	DRAWN



# SLEEPER

U.P.  
FOR CAR NAMES  
SEE LIST BELOW

4 DOUBLE BEDROOMS, 6 ROOMETTES, 6 OPEN SECTIONS.  
26 - PASS.



- A - BEDROOMS - A B C D
- BB - ROOMETTES 1-6
- CC - BERTH SECTIONS 7-12
- D - SOFA & UPPER BERTH
- EE - FOLDING WASHSTAND & HOPPER
- FF - DROP TABLE
- G - WARDROBE
- II - ENCLOSED HOPPER
- J - WOMENS WASH ROOM
- K - DENTAL BOWL
- L - MENS WASH ROOM
- M - FOLDING BENCH
- NZ - CLEAN LINEN LOCKER
- O - WATER ALCOVE
- P - WRECKING TOOL - FIRE EXT. - FIRST AID KIT & FLASH LIGHT CABINET
- Q - A. C. LOCKER
- RR - ELECTRIC LOCKER
- S - EQUIPMENT LOCKER
- T - PORTER'S SEAT (FOLDING)
- U - TELEPHONE
- V - A. C. PIPES
- W - TABLE LOCKER
- X - SOILED LINEN LOCKER
- Y - WATER COOLER - LINEN LOCKER ABOVE
- Z - HAND BRAKE

- 1 - MEDECINE CABINET
- 2 - FOLDING WASHSTAND
- 3 - SHOE LOCKER
- 4 - WATER TANK 80-GAL.
- 5 - AIR SUPPLY RESERVOIRS
- 6 - FRIGIDAIRE EVAP. CONDENSER ER-2810
- 7 - FRIGIDAIRE A. C. COMPRESSOR ER-3684
- 8 - WATER TANK 300 GAL.
- 9 - BATTERY BOX
- 10 - MOTOR GENERATOR G.M.G.-150-A2
- 11 - WATER PRESSURE RESERVOIRS
- 12 - MOTOR ALTERNATOR MG-17
- 13 - EXHAUST VENT
- 14 - FRESH AIR INTAKE VENT
- 15 - SPICER DRIVE

- ROLLER BEARINGS.
- AXLES - 6 X 11"
- WATER SYSTEM - AIR PRESSURE.
- STEAM HEAT - UNIT FIN RADIATION VAPOR CO.
- SASH - 1/4" SAFETY GLASS INSIDE 1/4" SOLEX GLASS OUTSIDE
- COUPLER - TIGHTLOCK - TYPE - H.
- DRAFT GEAR - WAUGHMAT TWIN CUSHION.

BUILT A.C.F. CO.  
FLOOR PLAN 7669033-LOT 3070

UNION PACIFIC RAILROAD CO.  
RESEARCH AND  
MECHANICAL STANDARDS

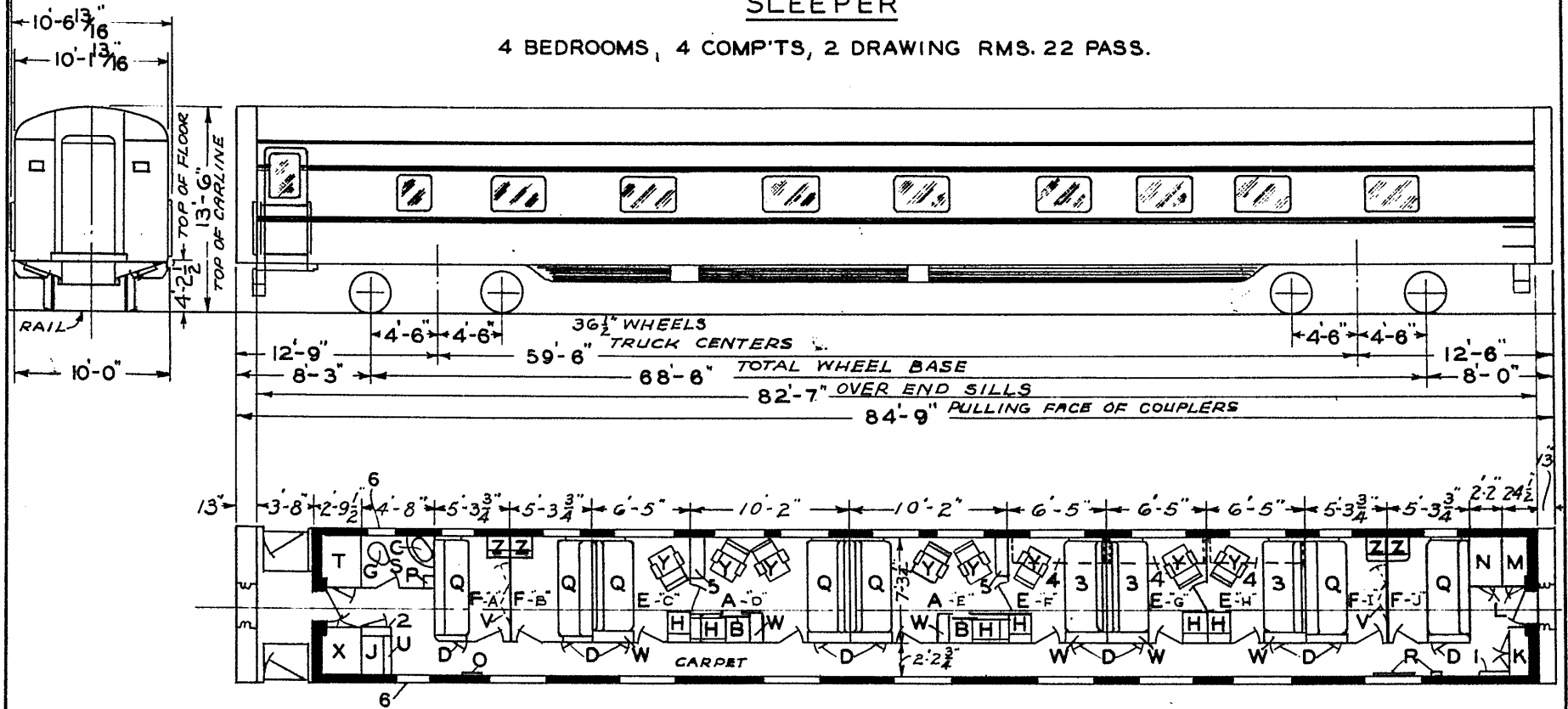
CAR NAMES  
AMERICAN SERIES  
BORDER  
CONSULATE  
GENERAL  
VIEW

										DIAGRAM P-9-2
										DRAWN

# SLEEPER

CAR NAMES - SEE LIST BELOW

4 BEDROOMS, 4 COMP'TS, 2 DRAWING RMS. 22 PASS.



- A - DRAWING ROOMS 'D' & 'E'
- B - SLIDING DOORS
- CC - WASHSTAND
- D - SHOE LOCKERS
- E - COMPARTMENTS 'C', 'F', 'G' & 'H'
- F - BED ROOMS 'A', 'B', 'I' & 'J'
- G - HOPPER
- H - HOPPER & FOLDING WASHSTAND
- J - WATER COOLER
- K - ELECTRIC LOCKER
- L - EQUIPMENT LOCKER BELOW
- M - SOILED LINEN LOCKER
- N - CLEAN LINEN LOCKER
- O - ANNUNCIATOR
- P - SHELF
- Q - SOFA WITH UPPER BERTH
- R - WRECKING TOOLS & FIRE EXT.
- S - GENERAL TOILET
- T - COAT LOCKER
- U - PORTERS FOLDING SEAT
- V - FOLDING PARTITION
- W - WARDROBE
- X - BAGGAGE LOCKER
- Y - CHAIR
- Z - TILTING HOPPER & FOLDING WASHSTAND

- 1 - A.C. CONTROL PANEL
- 2 - LOCKER
- 3 - SOFA - LOWER BERTH
- 4 - UPPER BERTH
- 5 - FOLDING BED
- 6 - CAR NUMBERING SIGNS-ELECTRIC

## CAR NAMES

IMPERIAL SERIES	TOTAL LT. WT.
BAND	133300
BEACH	133800
BIRD	133500
CAPE	133400
FLOWER	133800
GATE	133100
HOUR	133300
LETTER	133400
PALM	133300
ROBE	133700
ROCK	133100
SANDS	133400

AXLES-FRONT TRUCK 6"X11"  
 AXLES-REAR TRUCK 6"X11"  
 STEAM HEAT-FLOOR & OVERHEAD  
 VAPOR CAR HEATING CO.  
 A.P. WATER SYSTEM  
 H.S.C. SPEED GOV. CONTROLLED  
 AIR BRAKES  
 A.C. P. S.C.M. CO. & WAUKESHA  
 TIGHT LOCK COUPLERS.  
 DRAFT GEARS TWIN WAUGHMAT

BUILT P.S.C.M. CO. 1941  
 FLOOR PLAN 83-B-87 LOT 6888

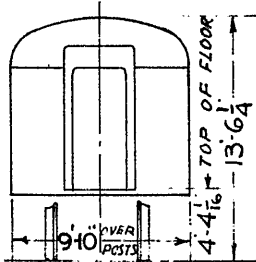
UNION PACIFIC RAILROAD CO.  
 RESEARCH AND  
 MECHANICAL STANDARDS

					ISSUED DATE	DIAGRAM P-9-3
						DRAWN

# SLEEPER

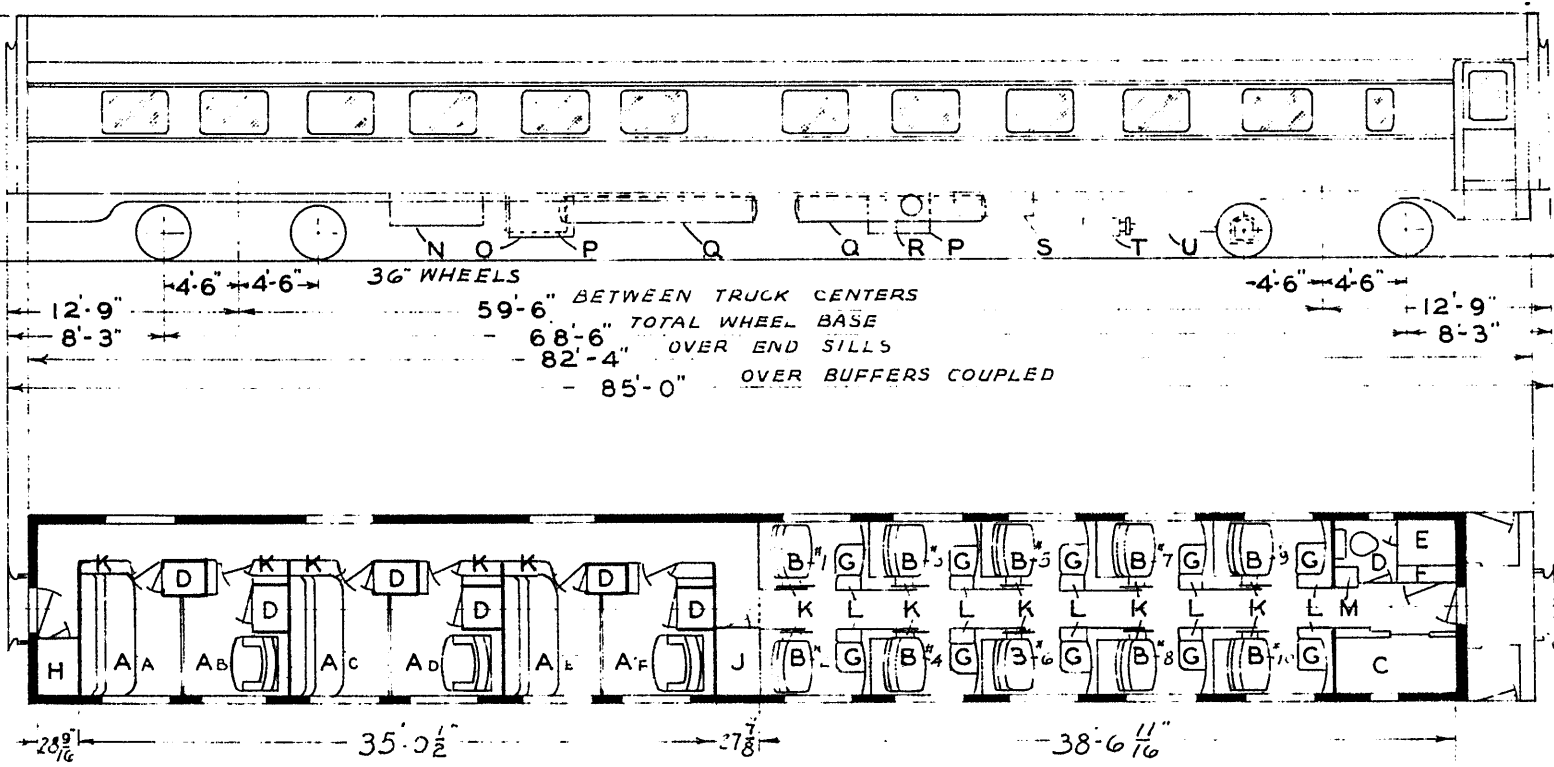
U.P.  
FOR CAR NAMES  
SEE LIST BELOW

6-BEDROOMS 10-ROOMETTES  
22-PASSENGERS



CAR NAMES  
PACIFIC SERIES

- STREAMLINER YELLOW 25 CARS**
- BAY
  - BEACH
  - BEAUTY
  - BEND
  - BRIDGE
  - CAPE
  - CASTLE
  - COMMAND
  - COVE
  - CREST
  - CRUISER
  - DOMAIN
  - EMBLEM
  - EMPIRE
  - FALLS
  - FOREST
  - FORUM
  - GARDENS
  - GUARD
  - HARBOR
  - HEIGHTS
  - HILLS
  - HOME
  - ISLAND
  - LIGHT
  - LODGE
  - MEADOW
  - MIST
  - NORTHWEST
  - OCEAN
  - PARK
  - PATROL
  - PEAK
  - PLATEAU
  - RANGE
  - REST
  - RIDGE
  - SANDS
  - SCENE
  - SHORES
  - SKIES
  - SLOPE
  - SPRAY
  - SUNSET
  - TERRACE
  - TRAIL
  - UNION
  - VIEW
  - WATERS
  - WAVES
- TWO TONE GREY 25 CARS**



- A - BED ROOMS 'A B C D E F'
- B - ROOMETTES 1-10
- C - PORTERS ROOM
- D - TOILET
- E - REGULATOR LOCKER
- F - SWITCH LOCKER
- G - COVERED HOPPER
- H - SOILED LINEN LOCKER
- J - CLEAN LINEN LOCKER
- K - WARDROBE
- L - UTILITY CABINET
- M - WATER COOLER
- N - A. C. CONDENSER
- O - A. C. COMPRESSOR
- P - BATTERY BOX
- Q - WATER TANKS 200 GAL. EACH
- R - WATER RAISING RESERVOIR
- S - AIR RESERVOIR
- T - MOTOR GENERATOR
- U - SPICER DRIVE

AXLES - FRONT TRUCK 6" X 11"  
AXLES - REAR TRUCK 6" X 11"  
STEAM HEAT - FLOOR & OVERHEAD  
VAPOR CAR HEATING CO.  
A.P. WATER SYSTEM  
H.S.C. SPEED DISC. BRAKES  
TIGHT LOCK COUPLERS  
DRAFT GEARS TWIN WAUGHMAT

BUILT BY BUDD CO. 1949  
FLOOR PLAN T 72 - 0296

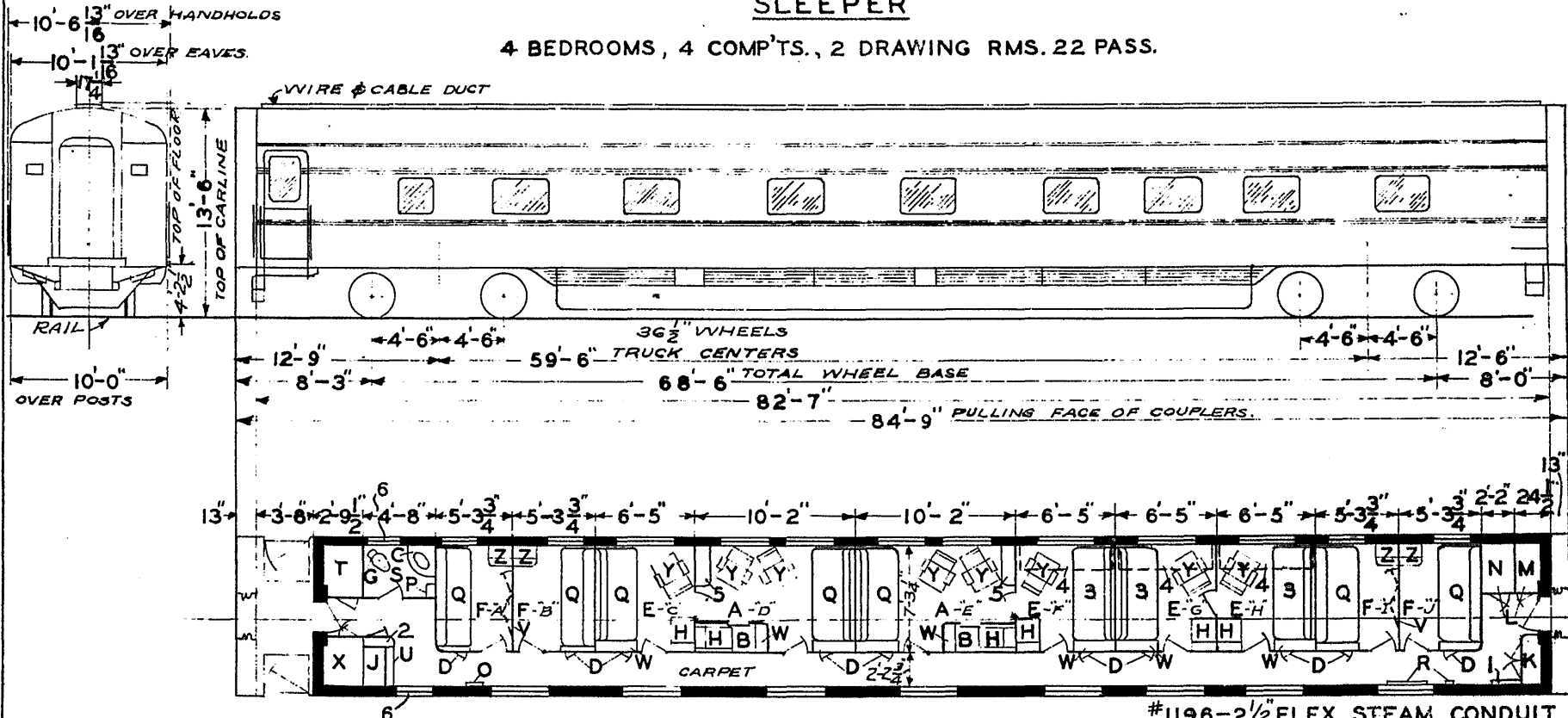
UNION PACIFIC RAILROAD CO.  
RESEARCH AND  
MECHANICAL STANDARDS

				ISSUE	DIAGRAM
				DATE	P-9-4
					DRAWN



**SLEEPER**

4 BEDROOMS, 4 COMP'TS., 2 DRAWING RMS. 22 PASS.



- A - DRAWING ROOMS "D" & "E"
- B - SLIDING DOORS
- C - WASHSTAND
- D - SHOE LOCKERS
- E - COMPARTMENTS "C", "F", "G" & "H"
- F - BED ROOMS "A", "B", "I" & "J"
- G - HOPPER
- H - HOPPER & FOLDING WASHSTAND
- J - WATER COOLER
- K - ELECTRIC LOCKER
- L - EQUIPMENT LOCKER BELOW
- M - SOILED LINEN LOCKER
- N - CLEAN LINEN LOCKER
- O - ANNUNCIATOR
- P - SHELF
- Q - SOFA WITH UPPER BERTH
- R - TOOLS & FIRE EXT.
- S - GENERAL TOILET
- T - COAT LOCKER
- U - PORTER'S FOLDING SEAT
- V - FOLDING PARTITION
- W - WARDROBE
- X - BAGGAGE LOCKER
- Y - CHAIR
- Z - TILTING HOPPER & FOLDING WASHSTAND

**NAMES OF CARS**

	LIGHT VEST. END	WEIGHT BLIND END
U.P.-ANGEL ISLAND	66475	65950
U.P.-CABRILLO	66475	65850
U.P.-CHINATOWN	66275	65850
U.P.-CLIFF HOUSE	66275	65750
U.P.-FIGUEROA	66375	65850
U.P.-LAKESIDE	66675	66350
U.P.-LOS FELIZ	66300	65800
U.P.-NORTH BEACH	66275	65550
U.P.-OLVERA	66000	65500
U.P.-PALOS VERDES	66675	66250
U.P.-PLAYA DEL REY	66000	65600
U.P.-SAN GABRIEL	66700	66000
U.P.-TWIN PEAKS	66275	65850
U.P.-VERDUGO	66675	66350
C.&N.W.-ARCADIA	66275	65850
C.&N.W.-CIVIC CENTER	66475	65950
C.&N.W.-HUNTERS POINT	66275	65650
S.P.-SUTRO HEIGHTS	66375	65850
S.P.-YERBA BUENA	66475	65950

- 1-AC CONTROL PANEL
- 2-LOCKER
- 3-SOFA-LOWER BERTH
- 4-UPPER BERTH
- 5-FOLDING BED
- 6-CAR NUMBERING SIGNS-ELECTRIC

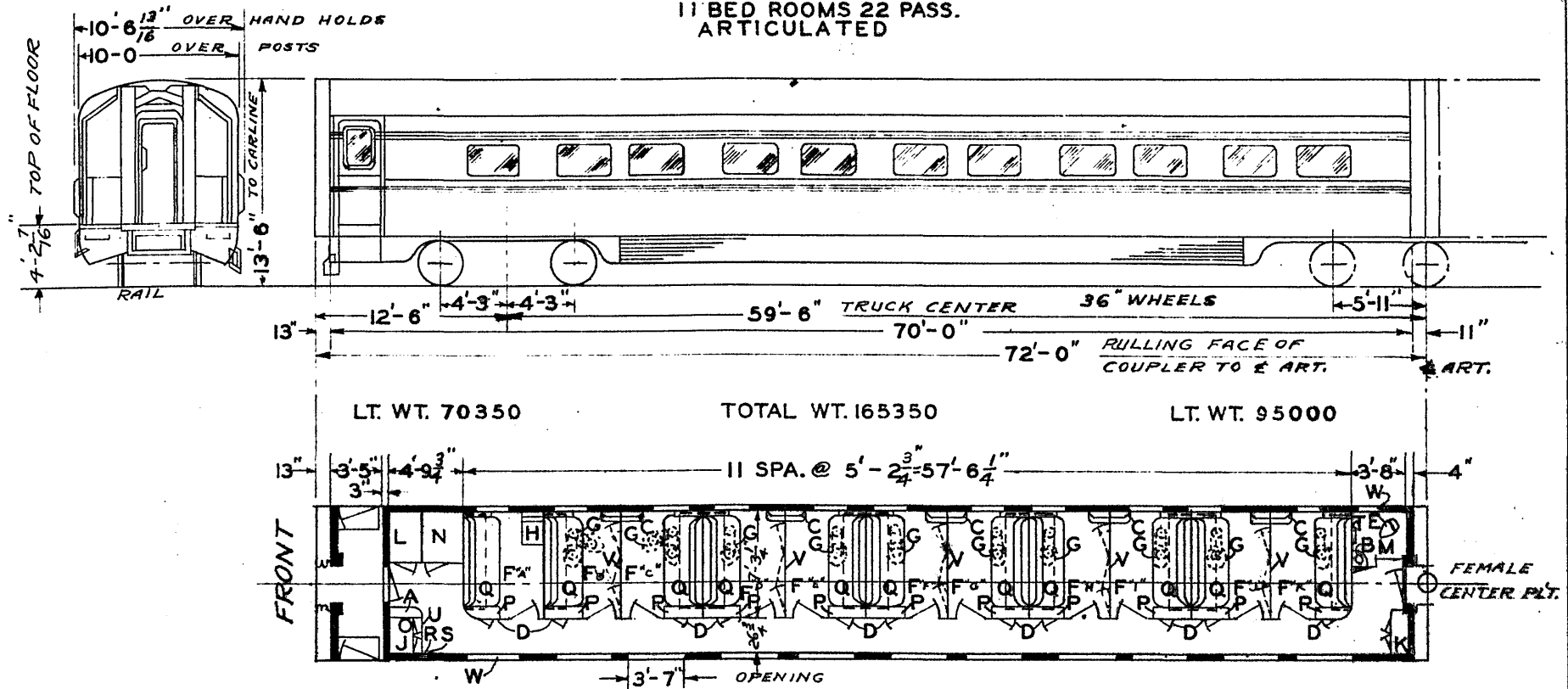
#1196-2 1/2 FLEX. STEAM CONDUIT  
#1117-2 1/2 END VALVES

AXLES-FRONT TRUCK 6"X11"  
AXLES-REAR TRUCK 6"X11"  
STEAM HEAT - FLOOR & OVERHEAD  
VAPOR CAR HEATING CO.  
A.P. WATER SYSTEM  
HSC SPEED GOV. CONTROLLED  
AIR BRAKES  
A.C. P.S.C.M. CO. & WAUKESHA  
TIGHT LOCK COUPLERS  
DRAFT GEARS TWIN WAUGHMAT  
BUILT BY P.S.C.M. CO. - 1941  
LOT 6636 - PLAN 4069-F  
FLOOR PLAN 82-B-15

UNION PACIFIC RAILROAD CO.  
RESEARCH AND MECHANICAL STANDARDS

				12-6	DATE	DIAGRAM
				46		P-9-6
				A	ISSUE	DRAWN
						10-27-42

**SLEEPER**  
11 BED ROOMS 22 PASS.  
ARTICULATED



- A - A.C. CONTROL PANEL
- B - WASHSTAND
- C - FOLDING WASHSTANDS
- D - SHOE LOCKERS BELOW
- E - OPEN HOPPER
- F - BED ROOMS A,B,C,D,E,F,G,H,I,J,K
- G - SWINGING HOPPERS
- H - HOPPER & FOLDING WASHSTAND
- J - WATER COOLER & THERMOS
- K - ELECTRIC LOCKER
- L - EQUIP. & SOILED LINEN LOCKER
- M - GENERAL TOILET
- N - CLEAN LINEN & PORTER'S SUPPLY
- O - ANNUNCIATOR ABOVE
- P - TABLE
- Q - SOFA - (LOWER & UPPER BERTHS)
- R - FIRE EXT. BELOW
- S - FIRST AID CASE ABOVE
- T - SHELF
- U - PORTER'S FOLDING SEAT
- V - FOLDING PARTITION
- W - ELEC. CAR NO. DEVICE

BUILT BY P.S.C.M. CO. 1937  
LOT 6525-PLAN 4067-A  
FLOOR PLAN 75-B-92  
CAR CONVERTED IN 1941 TO  
SELF CONTAINED UNIT  
EQUIPPED WITH WAUKESHA ICE  
ENGINE AND ENG. GEN. ALSO  
APPL'D TRIM MOULDING, LOUVRE  
SKIRTING.  
H.S.C. SPEED GOV. CONTROLLED  
AIR BRAKES  
#1196-2 1/2 FLEX. STEAM CONDUIT  
#1117-2 1/2 END VALVES FRONT END

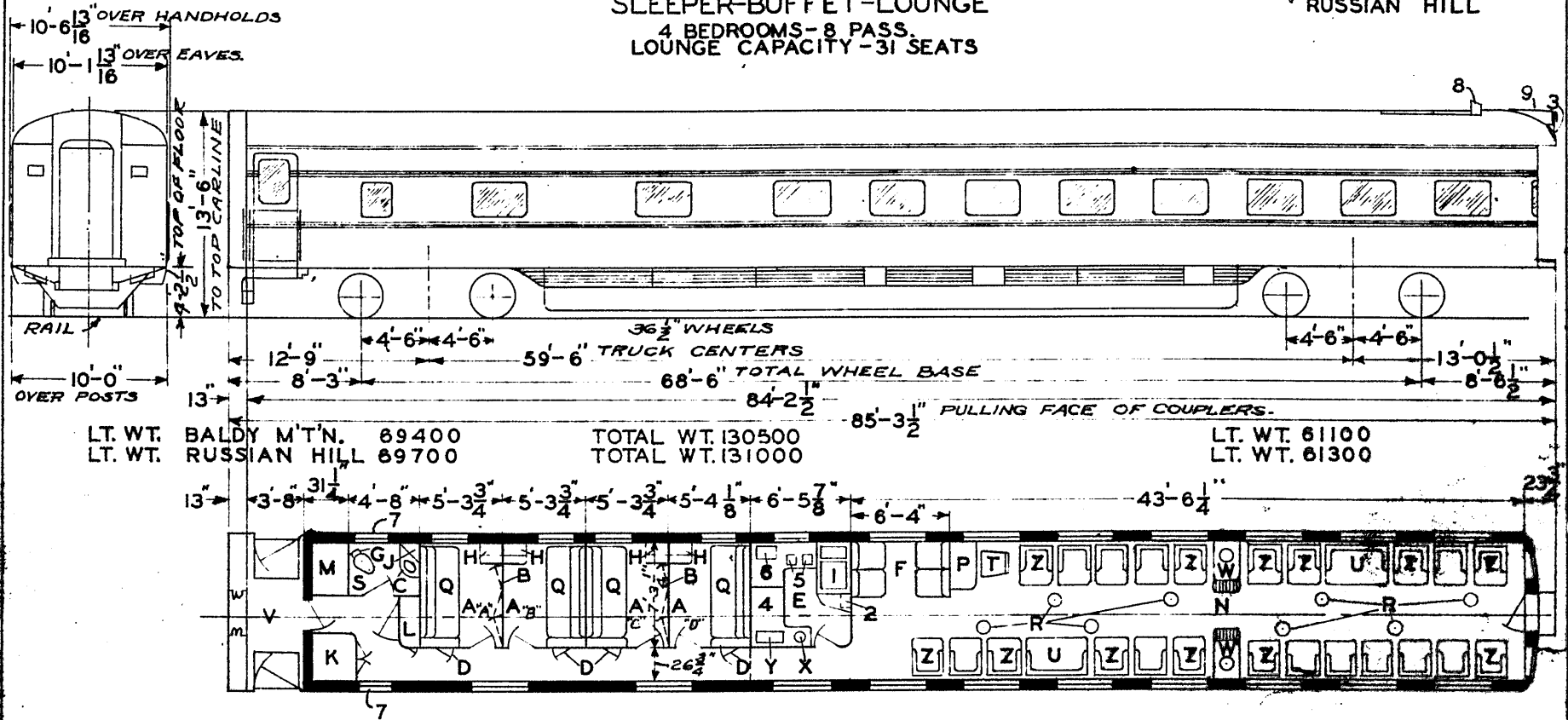
AXLES - FRONT TRUCK 6" X 11"  
" REAR " 6" X 11"  
STEAM HEAT-FLOOR & OVERHEAD  
VAPOR CAR HEATING CO.  
A.P. WATER SYSTEM  
TIGHT LOCK COUPLER WITH  
INTEGRAL YOKE FRONT END ONLY  
DRAFT GEAR SINGLE WAUGHMAT

UNION PACIFIC RAILROAD CO.  
RESEARCH AND  
MECHANICAL STANDARDS

				10/27	DIAGRAM
				A	P-9-7
					DRAWN
					10-27-42

SLEEPER-BUFFET-LOUNGE  
 4 BEDROOMS-8 PASS.  
 LOUNGE CAPACITY-31 SEATS

C.&N.W. BALDY MOUNTAIN  
 RUSSIAN HILL



LT. WT. BALDY M'TN. 89400  
 LT. WT. RUSSIAN HILL 89700

TOTAL WT. 130500  
 TOTAL WT. 131000

LT. WT. 61100  
 LT. WT. 61300

- A - BEDROOMS A B C & D
- B - FOLDING PARTITION
- C - WASHSTAND
- D - SHOE LOCKERS
- E - BUFFET
- F - CARD SECTION
- G - HOPPER
- H - TILTING HOPPER & FOLDING LAV.
- J - WATER COOLER
- K - ELECTRIC LOCKER
- L - EQUIPMENT LOCKER
- M - CLEAN & SOILED LINEN LOCKER
- N - LOUNGE SEAT CAP.-31
- O - ANNUNCIATOR
- P - WRITING DESK
- Q - SOFA BED & UPPER BERTH
- R - ASH STAND
- S - GENERAL TOILET
- T - DESK CHAIR
- U - SETTEE
- V - VESTIBULE
- W - PERIODICAL TABLE & LAMP
- X - COFFEE URN
- Y - BROILER
- Z - LOUNGE SEATS

- 1 - REFRIGERATOR - ICED
- 2 - RADIO CHASSIS
- 3 - BACK-UP LIGHT
- 4 - WORK TABLE-LOCKERS ABOVE & BELOW
- 5 - SINKS
- 6 - ICE WELL
- 7 - CAR NUMBERING SIGNS-ELECTRIC
- 8 - AIR DEFLECTOR
- 9 - MARS SIGNAL LIGHT

AXLES-FRONT TRUCK 6'X11"  
 AXLES-REAR TRUCK 6'X11"  
 STEAM HEAT-FLOOR & OVERHEAD  
 VAPOR CAR HEATING CO.  
 A.P. WATER SYSTEM  
 HSC SPEED GOV. CONTROLLED  
 AIR BRAKES  
 A.C. R.S.C.M. CO. & WAUKESHA  
 TIGHT LOCK COUPLERS BAL  
 DRAFT GEARS TWIN WAUGHMAT  
 #1196-2 1/2 FLEX STEAM CONDUIT  
 #1117-2 1/2 END VALVES

UNION PACIFIC RAILROAD CO.  
 RESEARCH AND  
 MECHANICAL STANDARDS

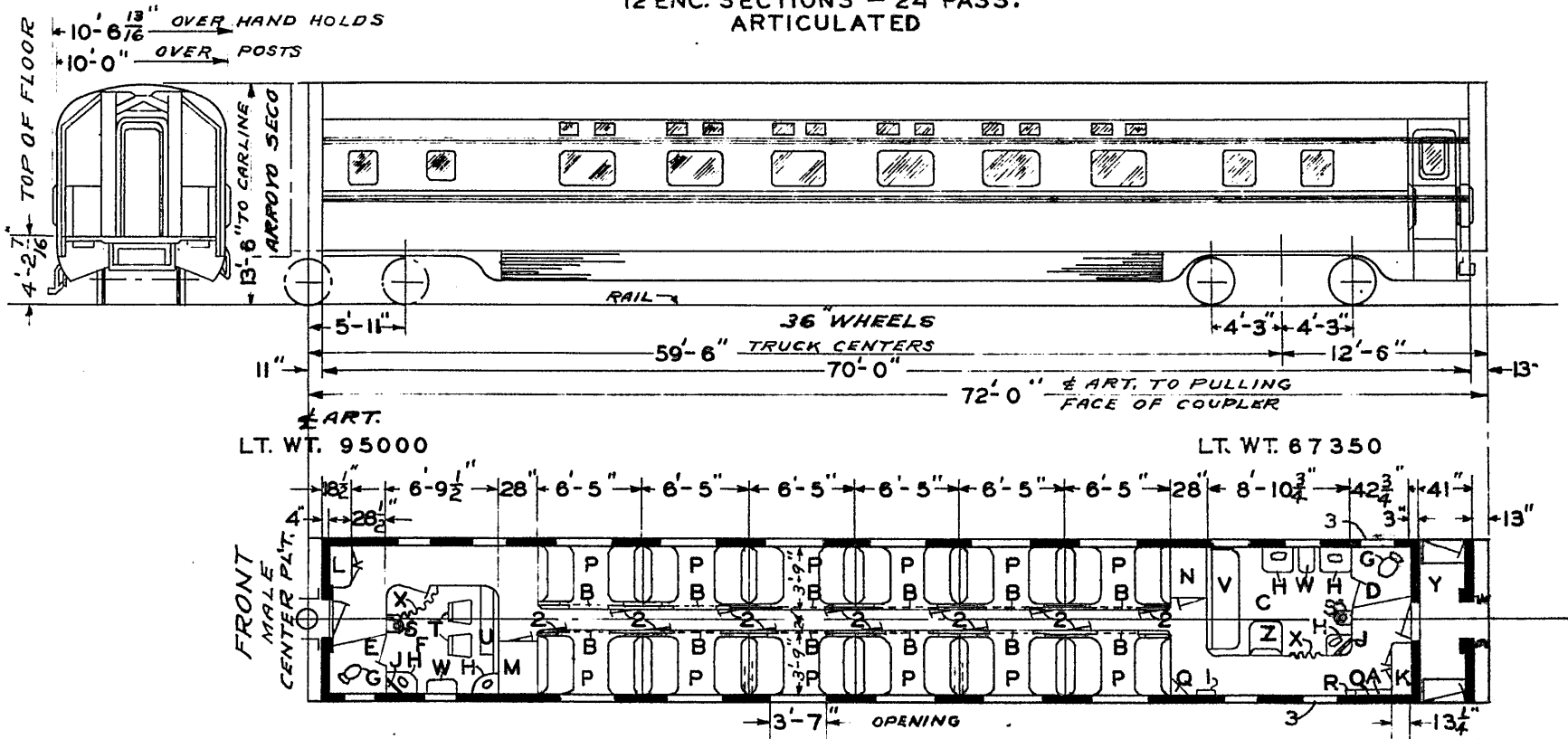
BUILT BY P.S.C.M. CO. - 1941  
 LOT 6636 - PLAN 4096-A  
 FLOOR PLAN 82-B-92

				12-6	46	DIAGRAM
						P-9-8
				A	ISSUE DATE	DRAWN
						10-27-42

# SLEEPER

U.P. BEVERLY HILLS

12 ENC. SECTIONS - 24 PASS.  
ARTICULATED



LT. WT. 95000

LT. WT. 67350

- A - A.C. CONTROL PANEL
- B - SLIDING DOORS
- C - MEN'S ROOM
- D - MEN'S TOILET
- E - WOMEN'S TOILET
- F - WOMEN'S ROOM
- G - HOPPERS
- H - WASHSTANDS
- J - WATER COOLER ABOVE
- K - ELECTRIC LOCKER
- L - EQUIPMENT LOCKER
- M - SOILED LINEN LOCKER
- N - CLEAN LINEN & PORTERS SUPPLY
- O - ANNUNCIATOR ABOVE
- P - BERTH SECTIONS
- Q - WRECKING TOOLS
- R - FIRE EXT.
- S - DENTAL LAVATORY
- T - CHAIRS
- U - DRESSING TABLE
- V - SOFA - SWINGSHELF IN BACK
- W - SHELF
- X - PORTIERES
- Y - VESTIBULE
- Z - SEAT

- 1 - FIRST AID CAB. ABOVE
- 2 - SHOE LOCKERS BELOW
- 3 - ELEC. CAR NUMBERING DEVICE

AXLES - FRONT TRUCK 6'X11"  
" REAR " 6'X11"  
STEAM HEAT - FLOOR & OVERHEAD  
VAPOR CAR HEATING CO.  
A.P. WATER SYSTEM  
TIGHT LOCK COUPLER WITH  
INTEGRAL YOKE - REAR END ONLY  
DRAFT GEAR SINGLE WAUGHMAT

BUILT BY P. S. C. M. CO. 1937  
LOT 6525 - PLAN 4084-A  
FLOOR PLAN 75-B-89  
CAR CONVERTED IN 1941 TO SELF  
CONTAINED UNIT, EQUIPPED WITH  
WAUKESHA ICE ENGINE AND ENG. GEN.  
ALSO APPL'D TRIM MOULDING, LOUVRE  
SKIRTING AND H.S.C. SPEED GOV.  
CONTROLLED AIR BRAKES  
#1196-2 1/2" FLEX. STEAM CONDUIT  
#1117-2 1/2" END VALVES REAR END

UNION PACIFIC RAILROAD CO.  
RESEARCH AND  
MECHANICAL STANDARDS

			12-6-46	DATE	DIAGRAM
			A	ISSUE	P-9-9
					DRAWN
					10-27-42

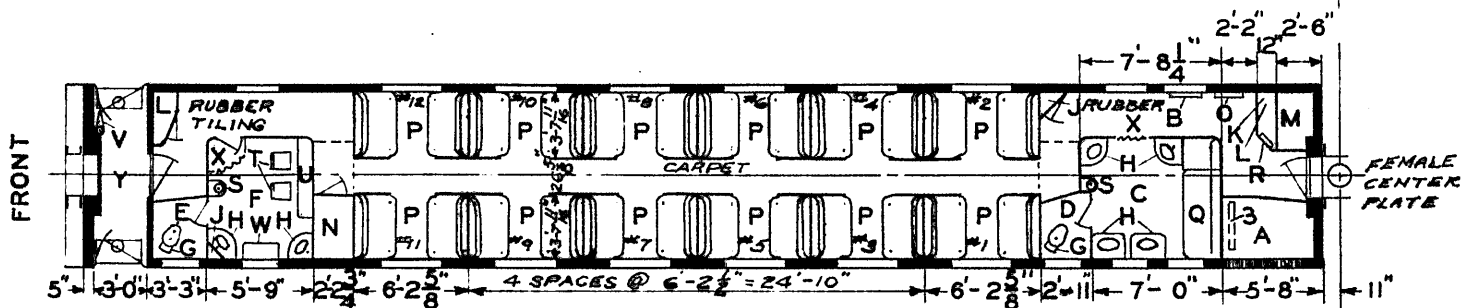
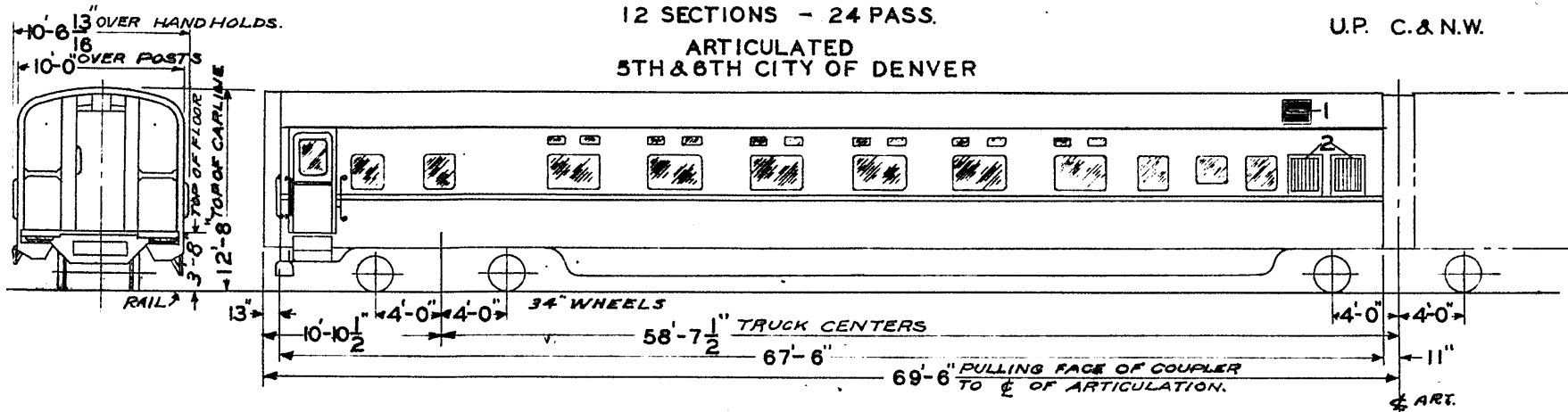


5TH TRAIN CACHE LA POUDDRE  
SILVER DOLLAR

6TH TRAIN BIG PINEY  
SAINT VRAINS

U.P. C.&N.W.

SLEEPER  
12 SECTIONS - 24 PASS.  
ARTICULATED  
5TH & 6TH CITY OF DENVER



- A - AIR CONDITIONING COMP'T.
- B - FIRST AID CABINET.
- C - MEN'S WASHROOM
- D - MEN'S TOILET
- E - WOMEN'S TOILET
- F - WOMEN'S WASHROOM
- G - HOPPERS
- H - WASHSTANDS
- J - WATER COOLERS
- K - ELECTRIC LOCKER-ABOVE
- L - EQUIPMENT LOCKER-BELOW
- M - SOILED LINEN LOCKER
- N - CLEAN LINEN LOCKERS
- O - ANNUNCIATOR
- P - BERTH SECTIONS 1-12 INCL.
- Q - SOFA-PORTER'S NIGHT BED
- R - FIRE EXT. AND TOOLS
- S - DENTAL LAVATORY
- T - CHAIRS
- U - DRESSING TABLE
- V - HAND BRAKE
- W - SHELF
- X - PORTIERES
- Y - VESTIBULE

- 1 - FRESH AIR INTAKE
- 2 - A.C. COND. AIR INTAKE
- 3 - RECIRCULATED AIR FILTER 4'x33'x24<sup>5</sup>/<sub>8</sub>"

- AXLES - FRONT TRUCK 5" x 9"
- " - REAR TRUCK 6" x 11"
- STEAM HEAT - FLOOR & OVERHEAD VAPOR CO.
- A.P. WATER SYSTEM
- WINDOWS - SWINGING INNER SASH
- FRONT END TIGHT LOCK COUPLER WITH INTEGRAL YOKE
- DRAFT GEAR SINGLE WAUGHMAT
- 1196-3 1/2" FLEX. STEAM CONDUIT &
- 1117. 2 1/2" END VALVE FRONT END
- 1168-2 1/2" FLEX CONDUIT AT ARTICULATION

LIGHT WEIGHT OF CARS		
CARS	FRONT	REAR
CACHE LA POUDDRE	52800	71000 <sup>ART.</sup>
SILVER DOLLAR	53400	74000 <sup>o</sup>
BIG PINEY	53460	70960 <sup>o</sup>
SAINT VRAINS	48980	69580 <sup>o</sup>

UNION PACIFIC RAILROAD CO.

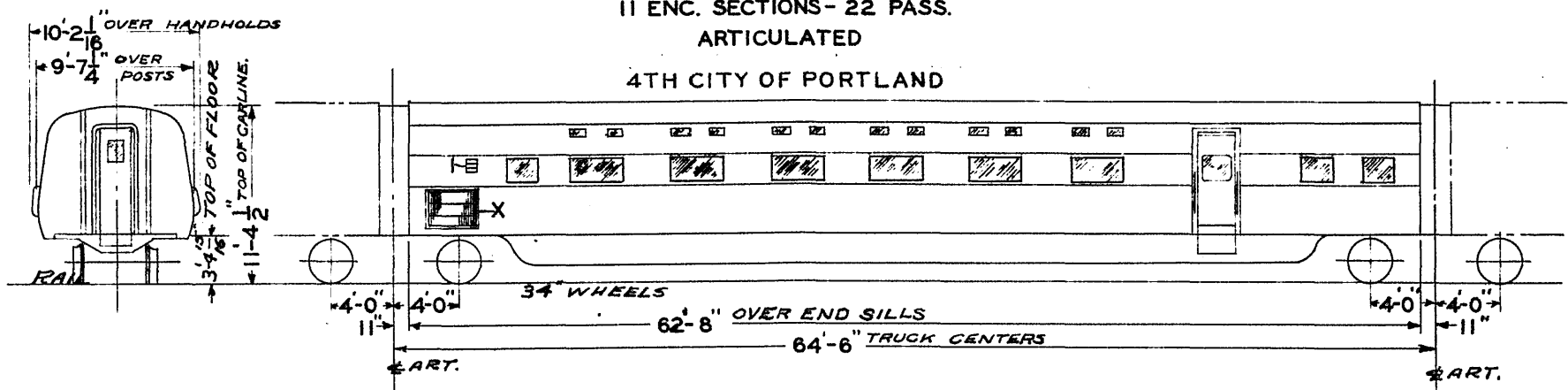
RESEARCH AND MECHANICAL STANDARDS

BUILT BY P.S.C.M. CO. -- 1936  
LOT 6486-PLAN 4053  
FLOOR PLAN 76-F-13

				126	46	DIAGRAM
						P-9-10
				A	ISSUE	DRAWN
						10-27-42

U.P. - BOULDER CANYON  
- OAHU

**SLEEPER**  
11 ENC. SECTIONS - 22 PASS.  
ARTICULATED  
4TH CITY OF PORTLAND

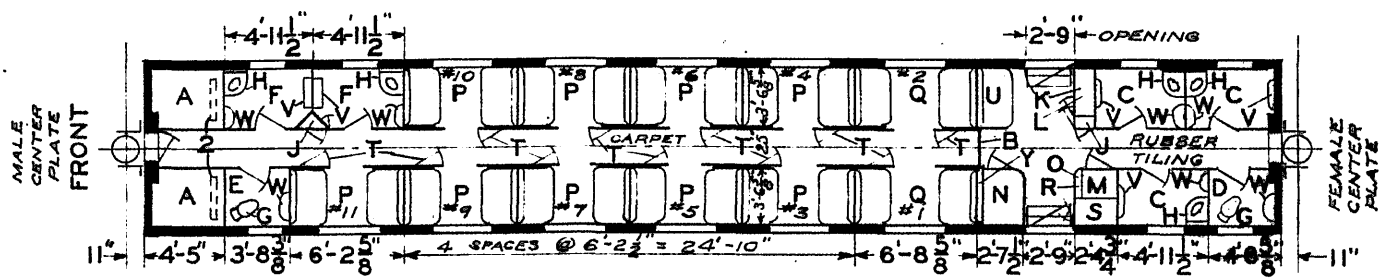


BLDR. CANYON LT. WT. ON RAILS  
OAHU LT. WT.

68720  
73420

TOTAL WT. 137440  
TOTAL WT. 145900

LT. WT 68720  
LT. WT. 72480



- A - AIR CONDITIONING COMP'T.
- B - SLIDING DOOR
- C - MEN'S LAVATORY
- D - MEN'S TOILET
- E - WOMEN'S TOILET
- F - WOMEN'S LAVATORY
- G - HOPPERS
- H - WASHSTANDS
- J - WATER COOLERS
- K - ELECTRIC LOCKER
- L - EQUIPMENT LOCKER BELOW
- M - SOILED LINEN LOCKER
- N - CLEAN LINEN LOCKER
- O - ANNUNCIATOR ABOVE
- P - BERTH SECTION
- Q - TALL MEN'S SECTION
- R - FIRE EXT. TOOLS & FIRST AID
- S - EQUIPMENT LOCKER
- T - SHOE LOCKERS
- U - PORTER'S SEAT
- V - FOLDING SEAT
- W - DRESSER SHELF WITH MIRROR
- X - A.C. COND. AIR INTAKE
- Y - DOOR POCKET

- 1 - FRESH AIR INTAKE 7" x 9 1/2"
- 2 - RECIRCULATED AIR - 4" x 17" x 22" FILTER

AXLES - FRONT TRUCK - 6 X 11  
AXLES - REAR TRUCK - 6 X 11  
STEAM HEAT - FLOOR & OVERHEAD - VAPOR  
CAR HEATING CO.  
A.P. WATER SYSTEM

UNION PACIFIC RAILROAD CO.  
RESEARCH AND  
MECHANICAL STANDARDS

BUILT BY P.S.C.M. CO. 1936  
LOT 6434-PLAN 4038-B  
FLOOR PLAN DWG. 73-B-54

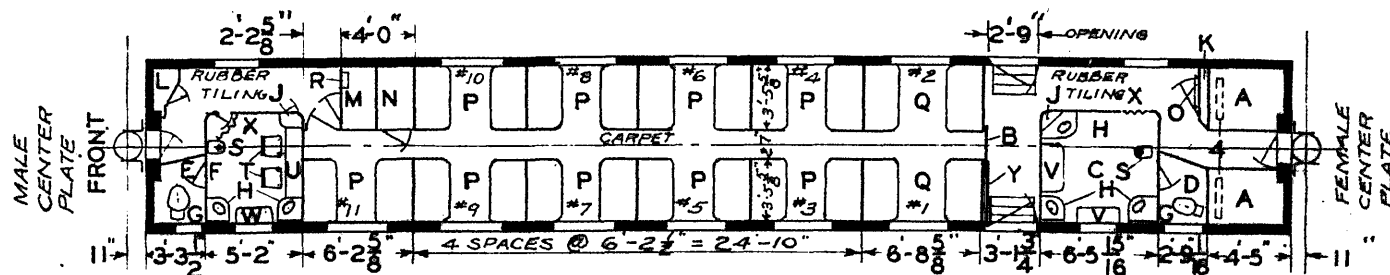
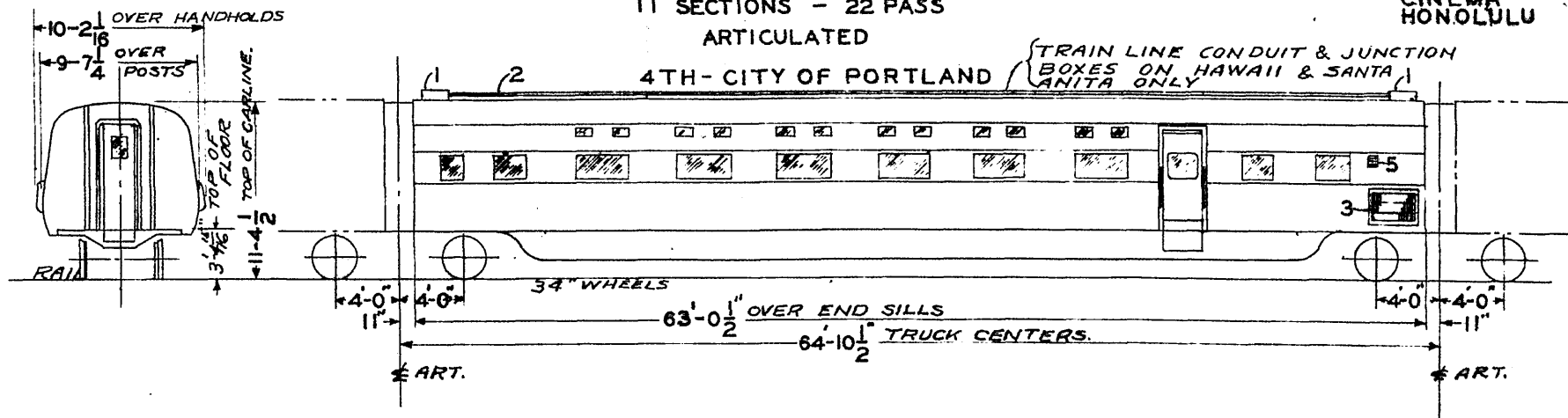
		12-6	46	2-29	44	DATE	DIAGRAM
		B	A	ISSUE			P-9-11
							DRAWN
							10-27-42

U.P.  
HAWAII  
SANTA ANITA  
CINEMA  
HONOLULU

**SLEEPER**  
11 SECTIONS - 22 PASS  
ARTICULATED

4TH - CITY OF PORTLAND

TRAIN LINE CONDUIT & JUNCTION  
BOXES ON HAWAII & SANTA  
ANITA ONLY



- A - AIR CONDITIONING COMP'T.
- B - SLIDING DOOR
- C - MENS WASHROOM
- D - MENS TOILET
- E - WOMENS TOILET
- F - WOMENS WASHROOM
- G - HOPPERS
- H - WASHSTANDS
- J - WATER COOLERS
- K - ELECTRIC LOCKER
- L - EQUIPMENT LOCKER
- M - SOILED LINEN LOCKER
- N - CLEAN LINEN LOCKER
- O - ANNUNCIATOR
- P - BERTH SECTION
- Q - TALL MENS SECTION
- R - FIRE EXT. & FIRST AID KIT
- S - DENTAL LAVATORY
- T - CHAIRS
- U - DRESSING TABLE
- V - SEAT
- W - SHELF
- X - PORTIERES
- Y - DOOR POCKET

- 1 - JUNCTION BOXES
- 2 - 2 1/2" - TRAIN LINE CONDUIT
- 3 - A.C. COND. AIR INTAKE
- 4 - RECIRCULATED AIR - 4'x17'x22" FILTER
- 5 - FRESH AIR INTAKE 7'x9 1/2"

- AXLES - FRONT TRUCK - 6" X 11"
- AXLES - REAR TRUCK - 6" X 11"
- STEAM HEAT - FLOOR & OVERHEAD - VAPOR CAR HEATING CO.
- A.P. WATER SYSTEM

LIGHT WEIGHT ON RAILS		
CAR	FRONT	REAR
HAWAII	68220	70720
SANTA ANITA	70720	71120
CINEMA	71120	74220
HONOLULU	72180	73420

UNION PACIFIC RAILROAD CO.  
RESEARCH AND  
MECHANICAL STANDARDS


BUILT BY P.S.C.M. CO. 1936  
LOT 6434 - PLAN 4037-B  
FLOOR PLAN DWG. 73 - B - 53

		12-6-46	2-29-44	DATE	DIAGRAM
		B	A	ISSUE	P-9-12
					DRAWN
					10-27-42

# OBSERVATION SLEEPER

1 COMPT. 5 BED RMS. - 12 PASS.  
LOUNGE CAPACITY - 24 SEATS  
ARTICULATED  
5TH & 6TH CITY OF DENVER

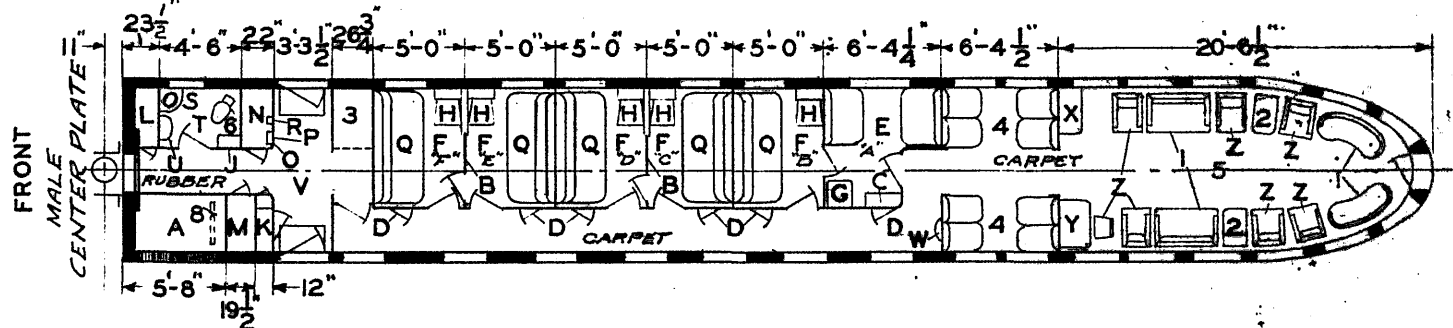
U.P. 5TH TRAIN - OGALLALA  
C.&N.W. 6TH TRAIN - COLORES



LT. WT. OGALLALA  
LT. WT. COLORES

ART.  
74000  
69580

49120  
46700



- A - AIR CONDITIONING COMP T.
- B - SLIDING PARTITION
- C - WASHSTAND LOCKER
- D - SHOE LOCKERS
- E - COMPARTMENT 'A'
- F - BED ROOMS 'B' 'C' 'D' 'E' & 'F'
- G - CHAIR HOPPERS
- H - FOLDING WASHSTAND & HOPPER
- J - WATER COOLER
- K - ELECTRIC LOCKER
- L - EQUIPMENT LOCKER
- M - SOILED LINEN LOCKER
- N - CLEAN LINEN LOCKER
- O - ANNUNCIATOR - ABOVE
- P - TOOLS - BELOW
- Q - SOFA & UPPER BERTH
- R - FIRE EXT. & FIRST AID
- S - WASHSTAND
- T - GENERAL TOILET
- U - DRESSER SHELF
- V - VESTIBULE
- W - LOUDSPEAKER
- X - RADIO CABINET
- Y - WRITING DESK
- Z - CHAIRS

- 1 - SETTEES
- 2 - TABLE WITH LAMP
- 3 - HAND BAGGAGE RACK
- 4 - CARD SECTION
- 5 - LOUNGE
- 6 - HOPPER
- 7 - A.C. COND. AIR INTAKE
- 8 - RECIRCULATED FILTER 4" X 33" X 24 5/8"
- 9 - FRESH AIR INTAKE
- 10 - PNEUMPHONIC HORN
- 11 - MARS SIGNAL LIGHT

- AXLES - REAR TRUCK 5 X 9
- AXLES - FRONT TRUCK 6 X 11
- STEAM HEAT - FLOOR & OVERHEAD VAPOR CO.
- A.P. WATER SYSTEM
- WINDOWS - INNER SWING SASH.
- REAR END - M-C CONWAY & TORLEY COUPLER
- 1196 - 3.2 1/2" FLEX. STEAM COND.
- 1117 - 2 1/2" END VALVE REAR END
- 1188 - 2 1/2" FLEX CONDUIT AT ART

UNION PACIFIC RAILROAD CO.  
RESEARCH AND  
MECHANICAL STANDARDS

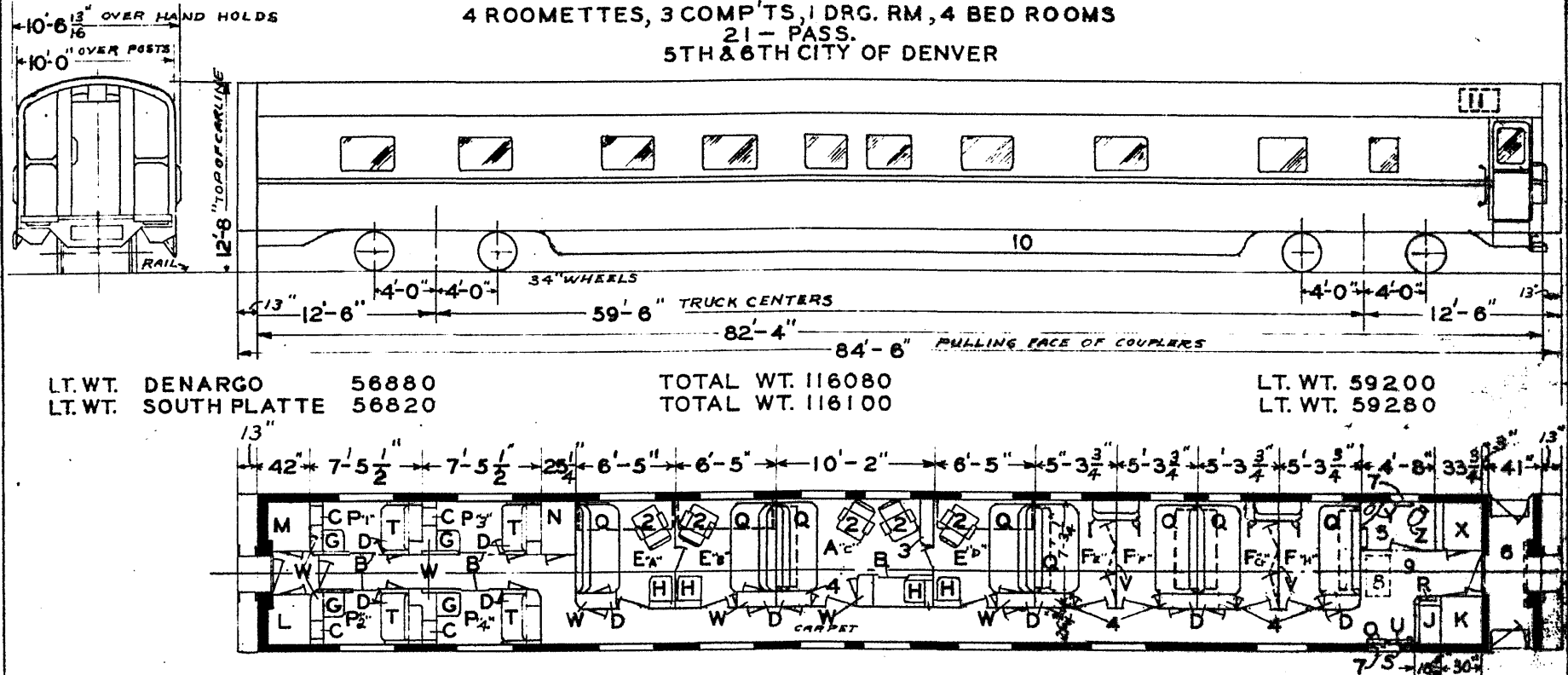
BUILT BY P.S.C.M. CO. -- 1936  
LOT 6486 - PLAN 4055  
FLOOR PLAN 76-F-18

			12-50	13-1	DIAGRAM
			A	13-1	P-9-13
					DRAWN
					10-27-42

# SLEEPER

U.P. 5TH-TRAIN-DENARGO  
C.&N.W. 6TH-TRAIN-SOUTH PLATTE

4 ROOMETTES, 3 COMP'TS, 1 DRG. RM, 4 BED ROOMS  
21 - PASS.  
5TH & 6TH CITY OF DENVER



LT. WT. DENARGO 56880  
LT. WT. SOUTH PLATTE 56820

TOTAL WT. 116080  
TOTAL WT. 116100

LT. WT. 59200  
LT. WT. 59280

- A - DRAWING ROOM "C"
- B - SLIDING DOORS
- C - FOLDING WASHSTAND
- D - SHOE LOCKERS BELQW.
- E - COMPARTMENTS "A, B & D"
- F - BED ROOMS "E, F, G & H"
- G - CHAIR HOPPERS
- H - HOPPER & FOLDING WASHSTAND
- J - WATER COOLER
- K - ELECTRIC LOCKER
- L - EQUIPMENT LOCKER & R WARDROBE
- M - SOILED LINEN LOCKER
- N - CLEAN LINEN LOCKER
- O - ANNUNCIATOR ABOVE
- P - ROOMETTES #1, #2, #3 & #4
- Q - SOFA - (LOWER BERTH)
- R - FIRE EXT. & TOOLS
- S - FIRST AID CASE
- T - FOLDING BERTH
- U - PORTERS FOLDING SEAT
- V - FOLDING PART'N
- W - WARDROBES
- X - STORAGE LOCKER
- Y - WASHSTAND
- Z - OPEN HOPPER

- 1 - TILTING HOPPER & FOLDING WASHSTAND
- 2 - FOLDING CHAIR
- 3 - FOLDING BED
- 4 - TABLE
- 5 - GENERAL TOILET
- 6 - VESTIBULE
- 7 - ELEC. CAR NUMBERING DEVICE
- 8 - A.C. RECIRCULATED AIR GRILLE
- 9 - OVERHEAD A.C. UNIT
- 10 - SIDE SKIRTS
- 11 - FRESH AIR INTAKE

- AXLES-FRONT TRUCK 6'x11"
- AXLES-REAR TRUCK 6'x11"
- STEAM HEAT-FLOOR & OVERHEAD
- VAPOR-CAR HEATING CO.
- A.P. WATER SYSTEM
- TIGHT LOCK COUPLERS WITH INTEGRAL YOKE
- DRAFT GEARS SINGLE WAUGHMATT
- 1196-3, 2 1/2" FLEX STEAM CONDUIT
- 1117-2 1/2" END VALVES

NOTE:- DOTTED LINES INDICATE LOCATION OF UPPER BERTHS

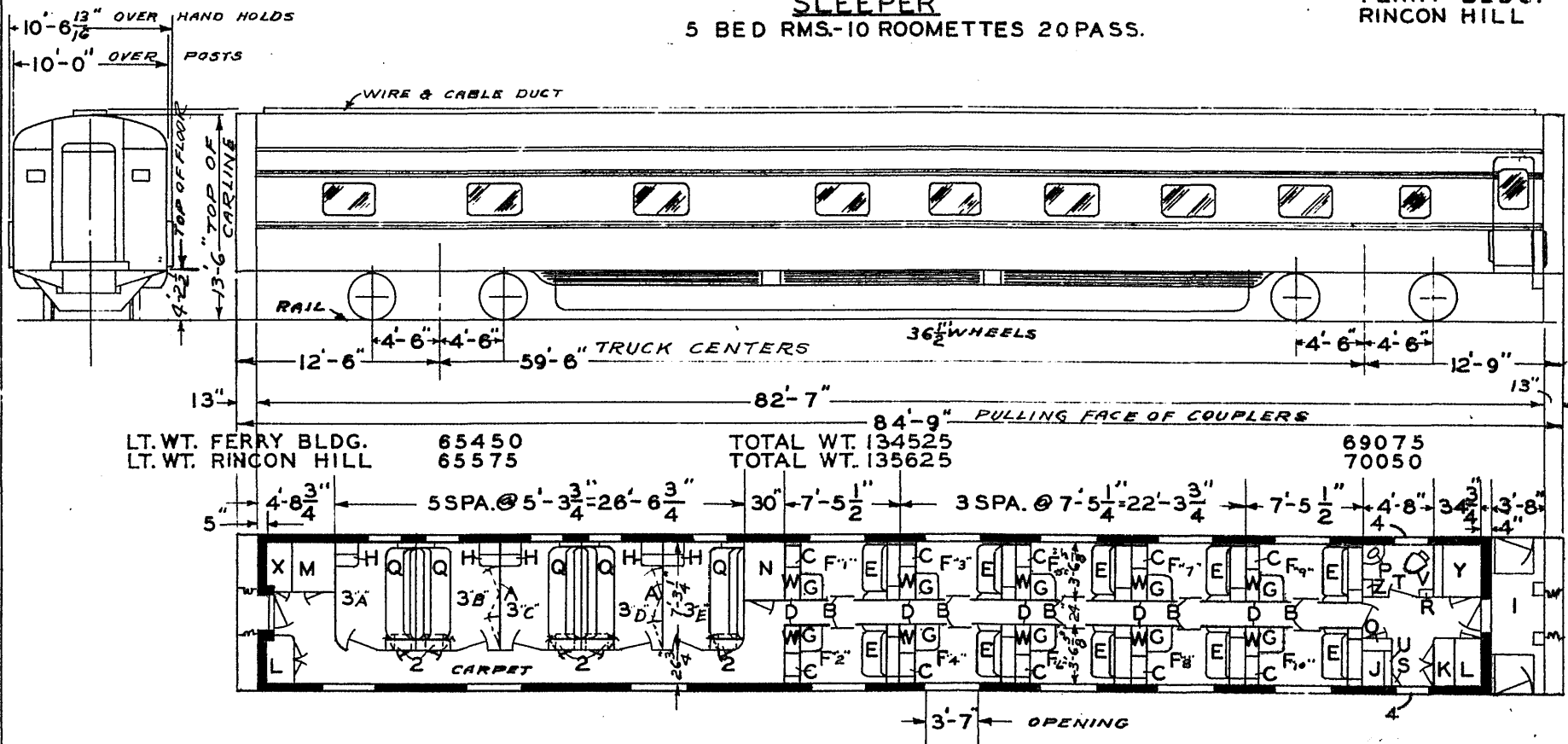
UNION PACIFIC RAILROAD CO.  
RESEARCH AND MECHANICAL STANDARDS

BUILT BY P.S.C.M.CO.-1939  
LOT 6588-PLAN 4083  
FLOOR PLAN 78-B-97

					9/12	DIAGRAM P-9+14
					A	DRAWN 10-27-42

**SLEEPER**  
5 BED RMS.-10 ROOMETTES 20 PASS.

S.P.  
FERRY BLDG.  
RINCON HILL



- A - FOLDING PARTITION
- B - SLIDING DOORS
- C - FOLDING WASHSTAND
- D - SHOE LOCKER BELOW
- E - FOLDING BERTHS
- F - ROOMETTES 1-10 INCL.
- G - CHAIR HOPPERS
- H - TILTING HOPPER & FOLDING WASHSTD.
- J - WATER COOLER
- K - ELECTRIC LOCKER
- L - EQUIPMENT LOCKER
- M - SOILED LINEN LOCKER
- N - CLEAN LINEN & PORTERS SUPPLY LOCKER
- O - ANNUNCIATOR ABOVE
- P - WASHSTAND
- Q - SOFA (UPPER & LOWER BERTHS)
- R - FIRE EXT. & TOOLS
- S - FIRST AID KIT
- T - GENERAL TOILET
- U - PORTER'S FOLDING SEAT
- V - OPEN HOPPER
- W - WARDROBES
- X - STORAGE LOCKER
- Y - BAGGAGE LOCKER
- Z - SHELF

- 1 - VESTIBULE
- 2 - TABLE - SHOE LOCKER, BELOW
- 3 - BED ROOMS A, B, C, D, E.
- 4 - ELEC. CAR NUMBERING DEVICE

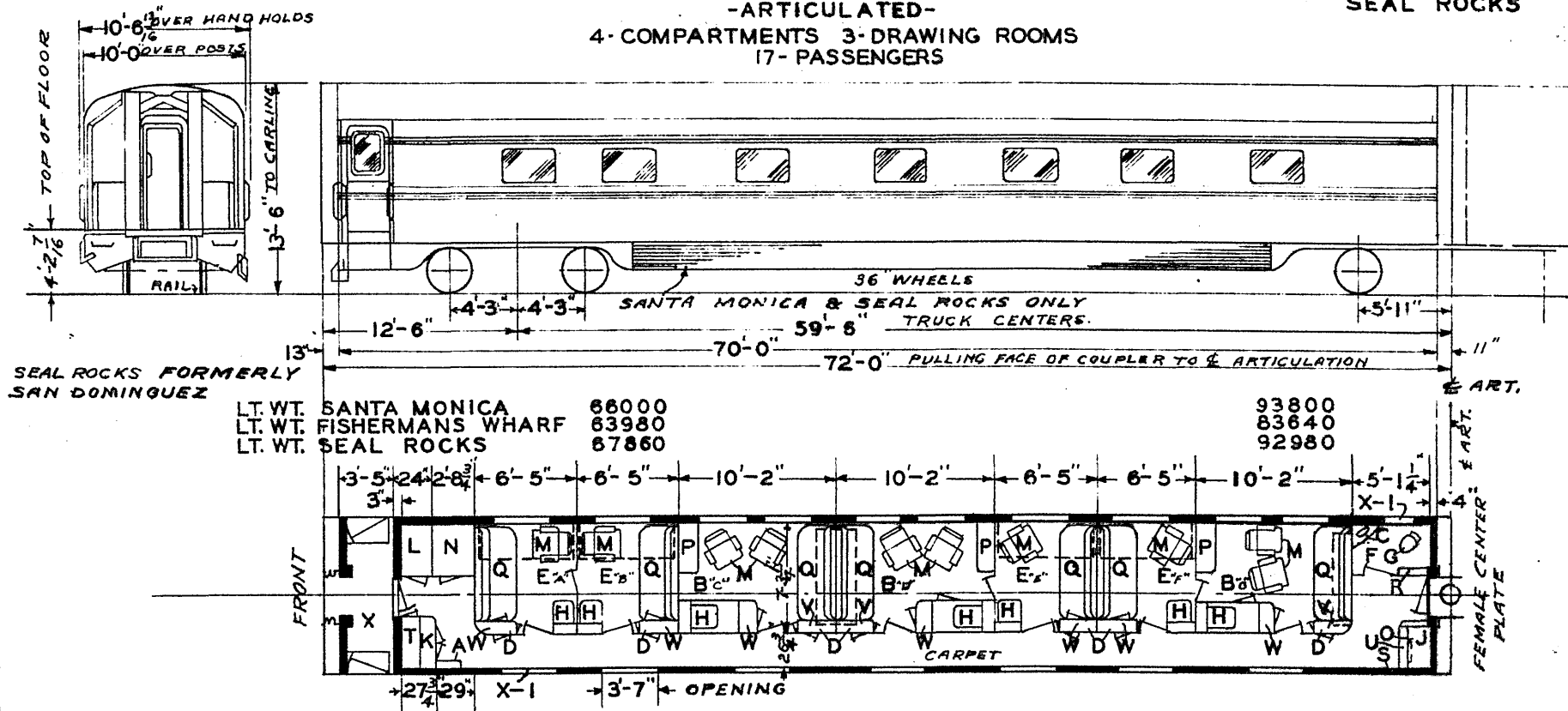
- AXLES-FRONT TRUCK 6" X 11"
- REAR 6" X 11"
- STEAM HEAT - FLOOR & OVERHEAD
- VAPOR CAR HEATING CO.
- A. P. WATER SYSTEM
- HSC SPEED GOV. CONTROLLED
- AIR BRAKES
- A. C. P. S. C. M. CO. & WAUKESHA
- TIGHT LOCK COUPLERS
- DRAFT GEARS TWIN WAUGHMAT
- #1196-2 1/2 FLEX. STEAM CONDUIT
- #1117-2 1/2 END VALVES

UNION PACIFIC RAILROAD CO.  
RESEARCH AND  
MECHANICAL STANDARDS

BUILT BY P. S. C. M. CO. 1941  
LOT 6636-PLAN 4072-D  
FLOOR PLAN 82-B-16

				12-6	DATE	DIAGRAM
				4		P-9-15
				A	ISSUE	DRAWN
						10-27-42

**SLEEPER**  
-ARTICULATED-  
4-COMPARTMENTS 3-DRAWING ROOMS  
17-PASSENGERS



SEAL ROCKS FORMERLY  
SAN DOMINGUEZ

LT. WT. SANTA MONICA 68000  
LT. WT. FISHERMANS WHARF 63980  
LT. WT. SEAL ROCKS 67860

93800  
83640  
92980

- A - A.C. CONTROL PANEL
- B - DRAWING ROOMS "C", "D", "G"
- C - WASHSTAND
- D - SHOE LOCKER BELOW
- E - COMPARTMENTS "A", "B", "E", "F"
- F - GENERAL TOILET
- G - OPEN HOPPER
- H - HOPPER & FOLDING WASHSTAND
- J - WATER COOLER & THERMOS
- K - ELECTRIC LOCKER
- L - EQUIP LOCKER & SOILED LINEN BELOW
- M - FOLDING CHAIRS
- N - CLEAN LINEN & PORTERS SUPPLY
- O - ANNUNCIATOR ABOVE
- P - FOLDING BED
- Q - SOFA - (LOWER BERTH)
- R - WRECKING TOOLS
- S - FIRST AID KIT
- T - PORTERS WARDROBE
- U - PORTERS FOLDING SEAT
- V - TABLES
- W - WARDROBES
- X - VESTIBULE
- X-1 - ELEC. CAR NUMBERING DEVICE

#1196-2 1/2" FLEX. STEAM CONDUIT  
#1117-2 1/2" END VALVE FRONT END

AXLES FRONT TRUCK 6"X11"  
" REAR " 6"X11"  
STEAM HEAT-FLOOR & OVERHEAD-  
VAPOR CAR HEATING CO.  
A.P. WATER SYSTEM  
TIGHT LOCK COUPLER WITH  
INTEGRAL YOKE - FRONT END ONLY  
DRAFT GEAR SINGLE WAUGHMAT

BUILT BY P.S.C.M. CO. 1937  
LOT 6525 - PLAN 4063-B  
FLOOR PLAN 76-B-7  
CARS-SANTA MONICA & SEAL ROCKS  
CONVERTED IN 1941 TO SELF  
CONTAINED UNITS, EQUIPPED WITH  
WAUKESHA ICE ENG. & ENG. GEN., ALSO  
APPL'D TRIM MOULDING, LOUVRE  
SKIRTING & H.S.C. SPEED GOV.  
CONTROLLED AIR BRAKES.

NOTE:-  
DOTTED LINES INDICATE  
LOCATION OF UPPER BERTHS

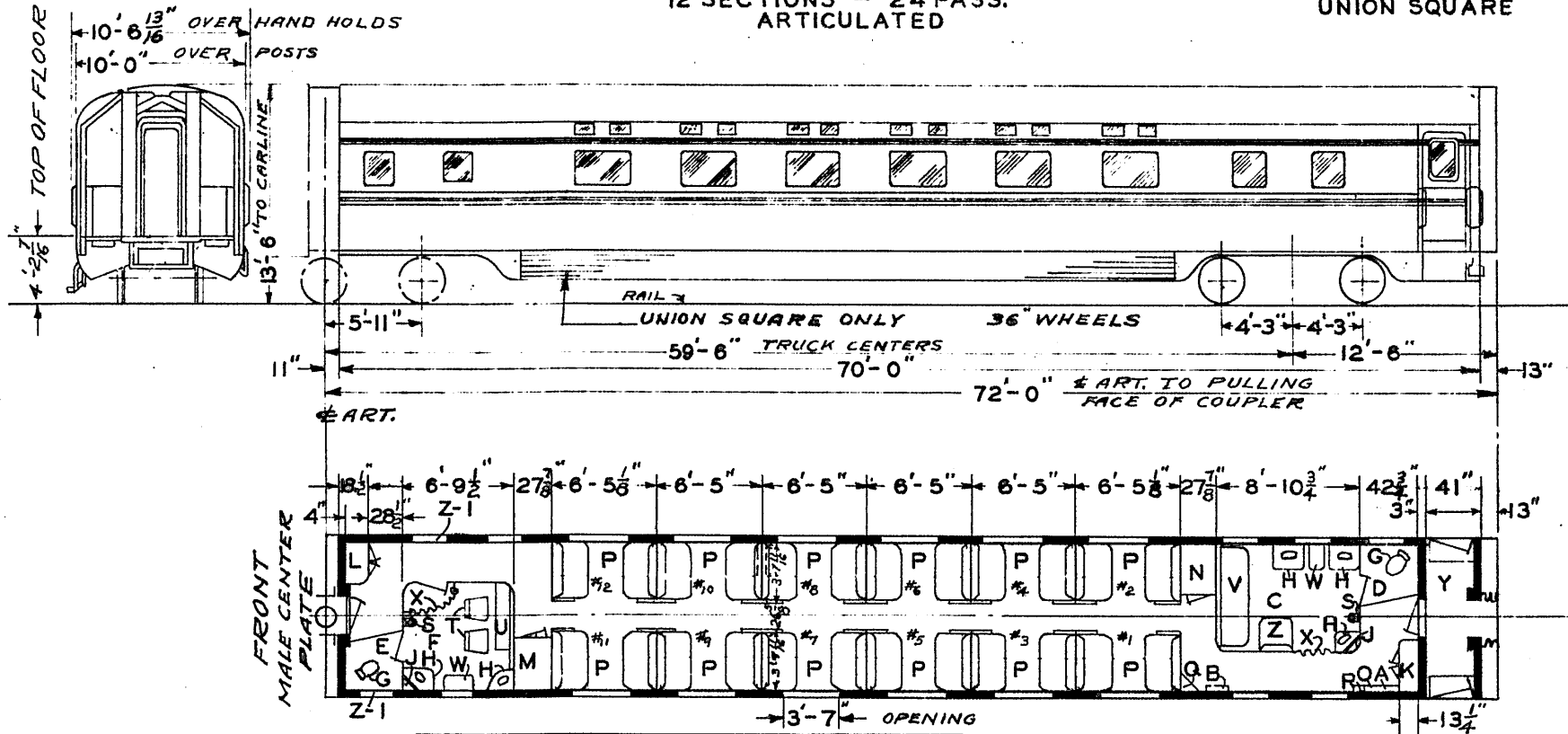
UNION PACIFIC RAILROAD CO.  
RESEARCH AND  
MECHANICAL STANDARDS

CAR-FISHERMANS WHARF  
H.S.C. SPEED GOV. CONTROLLED  
AIR BRAKES, TRIM MOULDING.  
APPL'D 1941.

			12-6	DATE	DIAGRAM
			46		P-9-16
		A	ISSUE		DRAWN
					10-27-42

**SLEEPER**  
12 SECTIONS - 24 PASS.  
ARTICULATED

U. P.  
GOLDEN GATE PARK  
UNION SQUARE



- A - A.C. CONTROL PANEL
- B - FIRST AID CAB. ABOVE
- C - MEN'S ROOM
- D - MEN'S TOILET
- E - WOMEN'S TOILET
- F - WOMEN'S ROOM
- G - HOPPERS
- H - WASHSTANDS
- J - WATER COOLER ABOVE
- K - ELECTRIC LOCKER
- L - EQUIPMENT LOCKER
- M - SOILED LINEN LOCKER
- N - CLEAN LINEN & PORTER'S SUPPLY
- O - ANNUNCIATOR ABOVE
- P - BERTH SECTIONS 1-12 INCL.
- Q - WRECKING TOOLS
- R - FIRE EXT.
- S - DENTAL LAVATORY
- T - CHAIRS
- U - DRESSING TABLE
- V - SOFA - SWINGSHELF IN BACK
- W - SHELF
- X - PORTIERES
- Y - VESTIBULE
- Z - SEAT
- Z-I - ELEC. CAR NUMBERING DEVICE

LIGHT WEIGHT OF CARS		
CARS	FRONT	REAR
GOLDEN GATE PARK	83640 ART.	61700
UNION SQUARE	92980 "	67170

BUILT BY P.S.C.M. CO. 1937  
LOT 6525 - PLAN 4064  
FLOOR PLAN 75-B-88  
CAR UNION SQUARE  
CONVERTED IN 1941 TO SELF CONTAINED UNIT, EQUIPPED WITH WAUKESHA ICE ENGINE & ENG. GEN., ALSO APPL'D TRIM MOULDING, LOUVRE SKIRTING AND H.S.C. SPEED GOV. CONTROLLED AIR BRAKES.

CAR-GOLDEN GATE PARK  
H.S.C. SPEED GOV. CONTROLLED AIR BRAKES, TRIM MOULDING. APPL'D. 1941

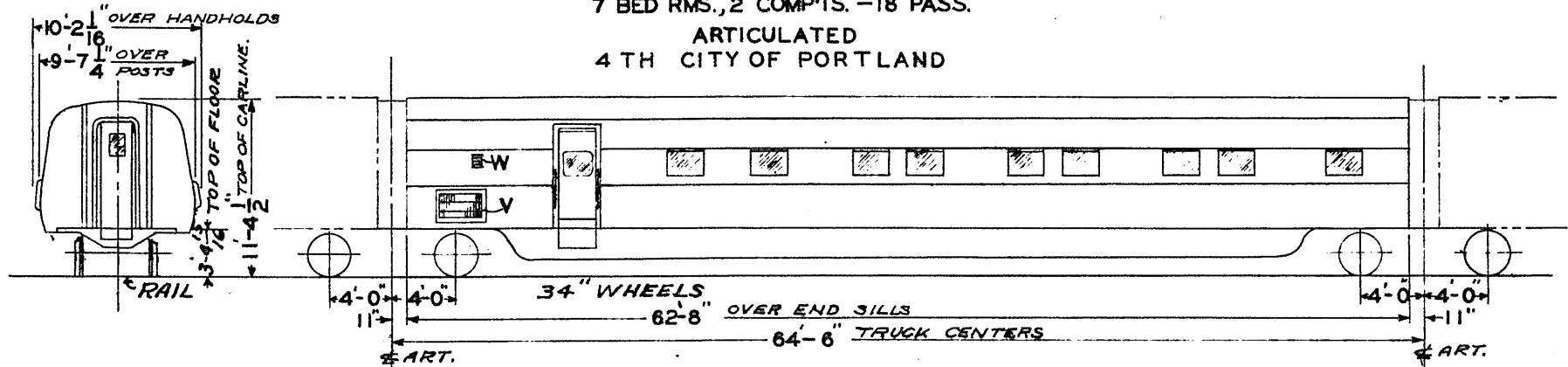
AXLES-FRONT TRUCK 6"X11"  
" -REAR " 6"X11"  
STEAM HEAT-FLOOR & OVERHEAD VAPOR CAR HEATING CO.  
A.P. WATER SYSTEM  
TIGHT LOCK COURLER WITH INTEGRAL YOKE REAR END ONLY  
DRAFT GEAR SINGLE WAUGHMAT  
\*1196-2 1/2" FLEX. STEAM CONDUIT  
\*1117-2 1/2" END VALVE REAR END

UNION PACIFIC RAILROAD CO.  
RESEARCH AND MECHANICAL STANDARDS

			12-G	DIAGRAM
			46	P-9-17
			A	DRAWN
			ISSUE	10-27-42



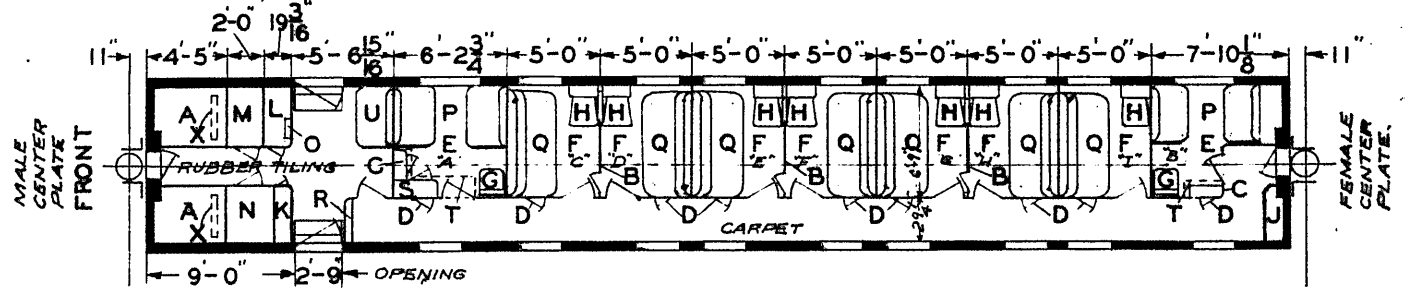
**SLEEPER**  
 7 BED RMS., 2 COMP'TS. - 18 PASS.  
 ARTICULATED  
 4 TH CITY OF PORTLAND



LT. WT. ON RAILS 74220  
 LT. WT. ON RAILS 71980

LANAI MORMON TRAIL

71980  
 72180



- A - AIR CONDITIONING COMP'T.
- B - SLIDING PART'N WITH DROP SHELVES & MIRRORS.
- C - WASHSTAND LOCKER.
- D - SHOE LOCKERS
- E - COMPARTMENTS "A" & "B"
- F - BED ROOMS "C, D, E, F, G, H, & I"
- G - CHAIR HOPPERS
- H - FOLDING WASHSTAND & HOPPER.
- J - WATER COOLER LOCKER FOR THERMOS.
- K - ELECTRIC LOCKER
- L - EQUIPMENT LOCKER
- M - SOILED LINEN LOCKER
- N - CLEAN LINEN LOCKER
- O - ANNUNCIATOR ABOVE
- P - BERTH
- Q - SOFA-BACK FORMS UPPER BERTH.
- R - FIRE EXT. TOOLS & FIRST AID
- S - WARDROBE
- T - BASKET RACK (ABOVE)
- U - PORTER'S SEAT
- V - A.C. COND. AIR INTAKE
- W - FRESH AIR INTAKE 7'x9 1/2"
- X - RECIRCULATED AIR 4'x17'x22" FILTER

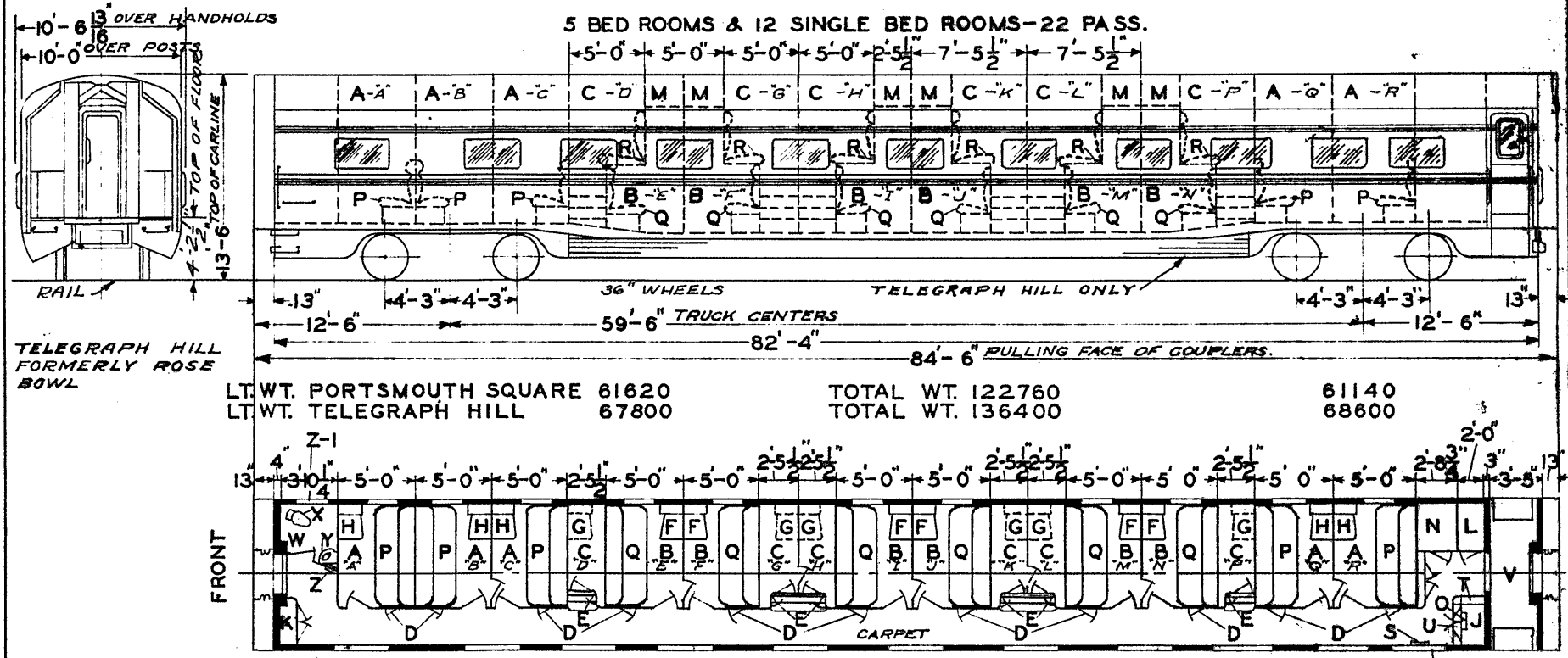
AXLES - FRONT TRUCK - 6" X 11"  
 AXLES - REAR TRUCK - 6" X 11"  
 STEAM HEAT - FLOOR & OVERHEAD - VAPOR  
 CAR HEATING CO.  
 A. P. WATER SYSTEM

UNION PACIFIC RAILROAD CO.  
 RESEARCH AND  
 MECHANICAL STANDARDS

BUILT BY P. S. C. M. CO. 1936  
 LOT 6434-PLAN 4039-D  
 FLOOR PLAN DWG. 73-B-55

		12-6 46	2-27 44	DATE	DIAGRAM P-9-18
		B	A	ISSUE	DRAWN 10-27-42

SLEEPER



- A - BEDROOMS A, B, C, Q, & R WITH UPPER BERTHS
- B - DPLX. SINGLE LOWER RMS. E, F, J, M, & N
- C - DPLX. SINGLE UPPER RMS. D, G, H, K, L, & P
- D - SHOE LOCKERS-LOWER RMS. & BED RMS.
- E - SHOE LOCKERS-UPPER RMS.
- F - HOPPER & FOLDING WASHST D.-LOWER RMS.
- G - HOPPER & FOLDING WASHST D.-UPPER RMS.
- H - HOPPER & FOLDING WASHST D.-BEDROOMS
- J - WATER COOLER.
- K - ELECTRIC LOCKER
- L - EQUIPMENT LOCKER-SOILED LINEN BELOW.
- M - BAGGAGE LOCKERS-UPPER ROOMS
- N - CLEAN LINEN & PORTERS SUPPLY LOCKER
- O - ANNUNCIATOR
- P - SOFA BED & UPPER BERTH.
- Q - SOFA BED - LOWER ROOMS.
- R - SOFA BED - UPPER ROOMS.
- S - FIRST AID
- T - A.C. LOCKER
- U - PORTER'S FOLDING SEAT.
- V - VESTIBULE
- W - GENERAL TOILET
- X - HOPPER
- Y - WASHSTAND
- Z - FIRE EXT. & TOOLS.
- Z-1 - ELEC. CAR NUMBERING DEVICE

- AXLES FRONT TRUCK 6"x11"
- AXLES REAR TRUCK 6"x11"
- STEAM HEAT-FLOOR & OVERHEAD - VAPOR CAR HEATING CO.
- A.P. WATER SYSTEM
- TIGHT LOCK COUPLER WITH INTEGRAL YOKE
- DRAFT GEARS SINGLE WAUGHMAT #1196-2 1/2 FLEX. STEAM CONDUIT #1117-2 1/2 END VALVES

BUILT BY P.S.C.M. CO. 1937  
LOT 6525-PLAN 4086-A  
FLOOR PLAN 75-B-91  
CAR-TELEGRAPH HILL  
CONVERTED IN 1941 TO SELF CONTAINED UNITS, EQUIPPED WITH WAUKESHA ICE ENG. & ENG. GEN. ALSO APPL'D TRIM MOULDING, LOUVRE SKIRTING, & H.S.C. SPEED GOV. CONTROLLED AIR BRAKES.

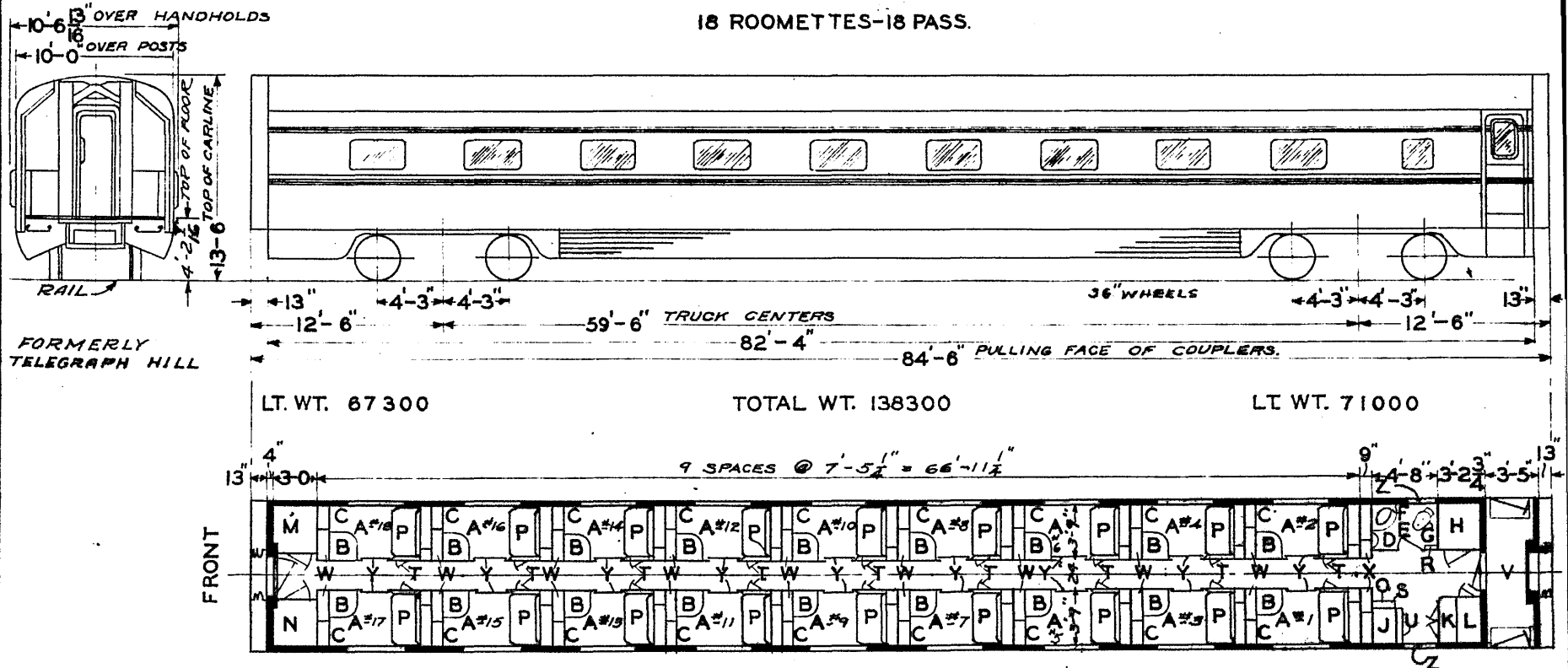
UNION PACIFIC RAILROAD CO.  
RESEARCH AND MECHANICAL STANDARDS

CAR-PORTSMOUTH SQUARE  
H.S.C. SPEED GOV. CONTROLLED AIR BRAKES, & TRIM MOULDING. APPL'D 1941

			12-6	DATE	DIAGRAM
			46		P-9-19
		A	ISSUE		DRAWN
					10-27-42

SLEEPER

18 ROOMETTES-18 PASS.



LT. WT. 87300                      TOTAL WT. 138300                      LT. WT. 71000

FORMERLY TELEGRAPH HILL

- A - ROOMETTES - 1-18 INCL.
- B - CHAIR HOPPER
- C - FOLDING WASHSTAND
- D - SHELF
- E - GENERAL TOILET
- F - WASHSTAND
- G - HOPPER
- H - BAGGAGE LOCKER
- J - WATER COOLER
- K - ELECTRIC LOCKER
- L - EQUIPMENT LOCKER
- M - SOILED LINEN LOCKER
- N - CLEAN LINEN LOCKER
- O - ANNUNCIATOR ABOVE
- P - FOLDING BERTHS
- Q -
- R - FIRE EXT. & TOOLS
- S - FIRST AID KIT
- T - SHOE LOCKER
- U - PORTERS FOLDING SEAT
- V - VESTIBULE
- W - WARDROBE
- X - LOCKERS
- Y - SLIDING DOORS
- Z - ELEC. CAR NUMBERING DEVICE

BUILT BY R.S.C.M. CO. 1937  
 LOT 6525 - PLAN 4068 - A  
 FLOOR PLAN 76 - B - 51  
 CAR CONVERTED IN 1941 TO SELF  
 CONTAINED UNIT, EQUIPPED WITH  
 WAUKESHA ICE ENG. & ENG. GEN. ALSO  
 APPL'D TRIM MOULDING, LOUVRE  
 SKIRTING & H.S.C. SPEED GOV.  
 CONTROLLED AIR BRAKES

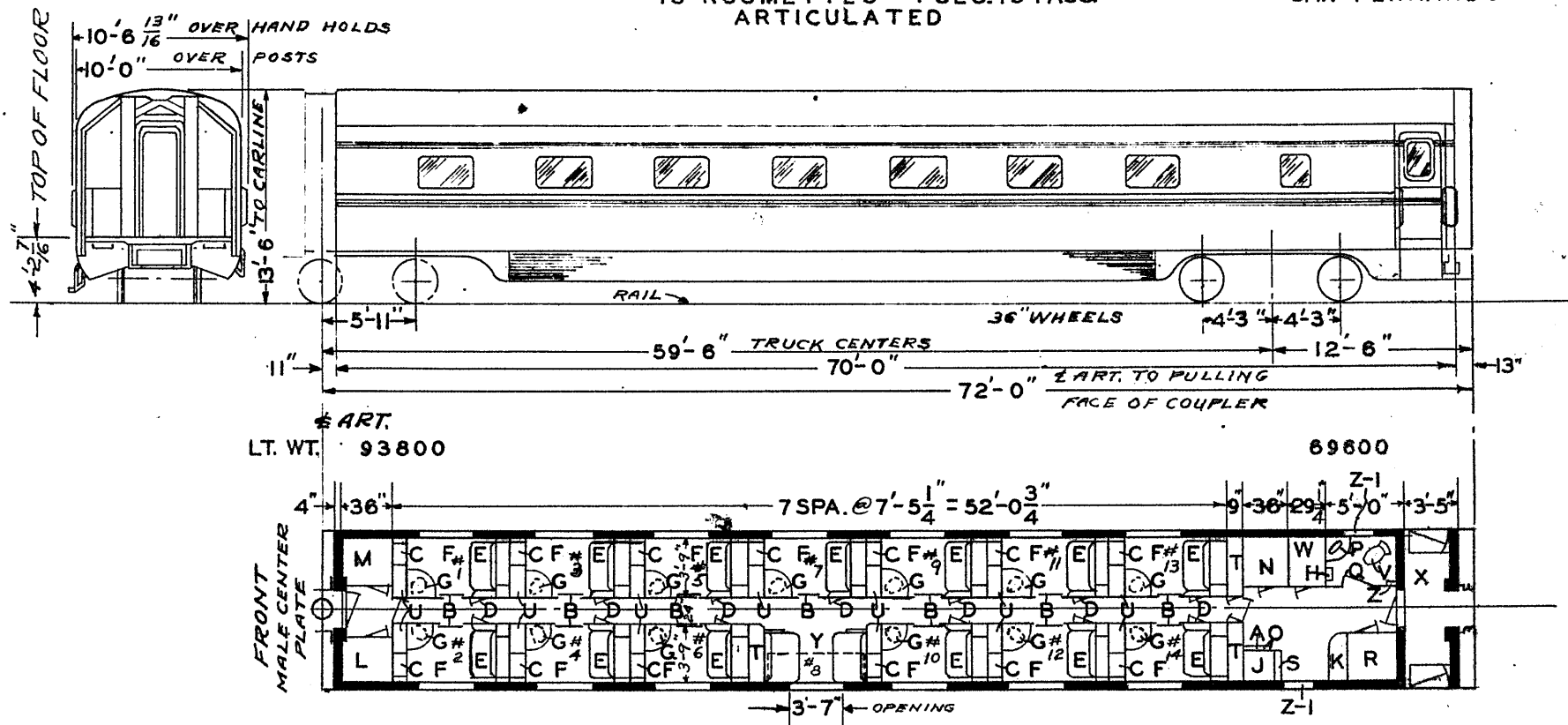
AXLES FRONT TRUCK 6 XII  
 AXLES REAR TRUCK 6 XII  
 STEAM HEAT-FLOOR & OVERHEAD -  
 VAPOR CAR HEATING CO.  
 A.P. WATER SYSTEM  
 TIGHT LOCK COUPLERS WITH  
 INTEGRAL YOKE  
 DRAFT GEARS SINGLE WAUGHMATT  
 #1196-2 1/2 FLEX. STEAM CONDUIT  
 #1117-2 1/2 END VALVES

UNION PACIFIC RAILROAD CO.  
 RESEARCH AND  
 MECHANICAL STANDARDS

			12-6	46	DATE	DIAGRAM
			A	ISSUE		P-9-20
						DRAWN
						10-27-42

**SLEEPER**  
13 ROOMETTES - 1 SEC. 15 PASS.  
ARTICULATED

U. P.  
SAN FERNANDO



\* ART.  
LT. WT. 93800

69600

- A - A.C. CONTROL PANEL
- B - SLIDING DOORS
- C - FOLDING WASHSTANDS
- D - SHOE LOCKERS BELOW
- E - FOLDING BERTHS
- F - ROOMETTES 1 - 7 & 9 - 14 INCL.
- G - CHAIR HOPPERS
- H - SHELF
- J - WATER COOLER & THERMOS
- K - ELECTRIC LOCKER
- L - EQUIP. LOCKER & P. WARDROBE
- M - SOILED LINEN LOCKER
- N - CLEAN LINEN & P. SUPPLY
- O - ANNUNCIATOR FIRE EXT. BELOW
- P - WASHSTAND
- Q - GENERAL TOILET
- R - BAGGAGE LOCKER
- S - PORTER'S FOLDING SEAT
- T - LOCKERS
- U - WARDROBES
- V - OPEN HOPPER
- W - COAT LOCKER
- X - VESTIBULE
- Y - BERTH SECTION # 8
- Z - FOLDER REC'P-WRECKING TOOLS BELOW
- Z-1 - ELEC. CAR NUMBERING DEVICE

- AXLES-FRONT TRUCK 6"X11"
- " REAR " 6"X11"
- STEAM HEAT-FLOOR & OVERHEAD
- VAPOR CAR HEATING CO.
- A.P. WATER SYSTEM
- TIGHT LOCK COUPLER WITH INTEGRAL
- YOKE REAR END ONLY
- DRAFT GEAR SINGLE WAUGHMAT
- \*1196-2 1/2" FLEX. STEAM CONDUIT
- \*1117-2 1/2" END VALVE REAR END

BUILT BY P.S.C.M. CO. 1937  
LOT 6525-PLAN 4073  
FLOOR PLAN 76-B-58  
CAR CONVERTED IN 1941 TO SELF  
CONTAINED UNIT, EQUIPPED WITH  
WAUKESHA ICE ENG. & ENG. GEN., ALSO  
APPL'D TRIM MOULDING, LOUVRE  
SKIRTING & H. S. C. SPEED GOV.  
CONTROLLED AIR BRAKES

UNION PACIFIC RAILROAD CO.  
RESEARCH AND  
MECHANICAL STANDARDS

			12-6	DATE	DIAGRAM
			46		P-9-21
			A	ISSUE	DRAWN
					10-27-42

U.P.  
C.&N.W.

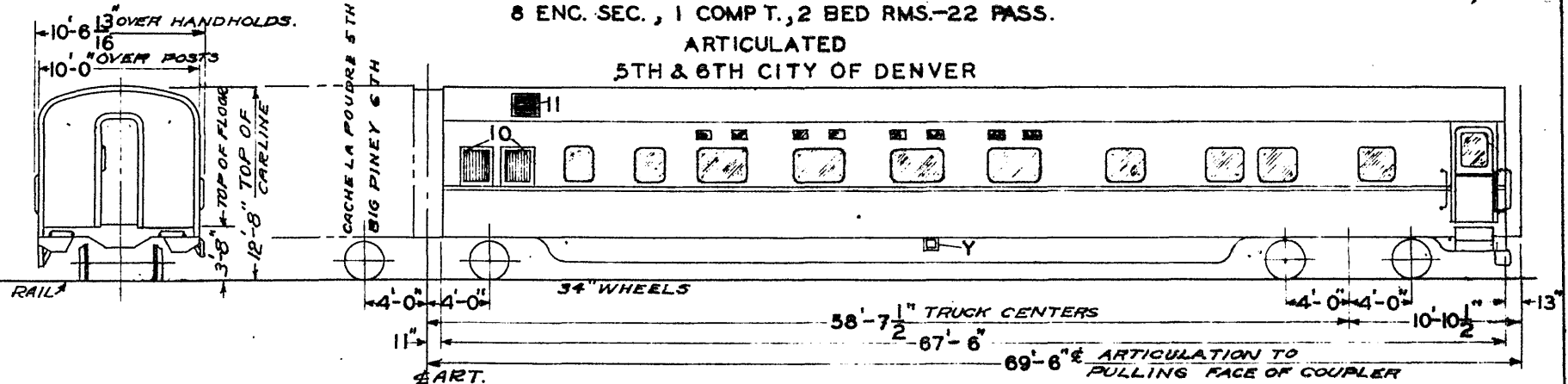
5TH TRAIN - SQUAW BONNET  
6TH TRAIN - SNOWY RANGE

**SLEEPER**

8 ENC. SEC., 1 COMPT., 2 BED RMS.-22 PASS.

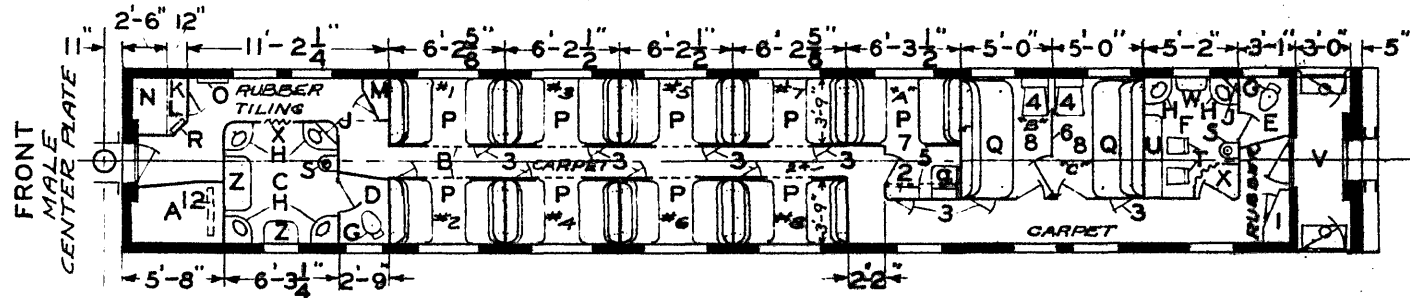
ARTICULATED

5TH & 6TH CITY OF DENVER



LT. WT. SQUAW BONNET 71000  
LT. WT. SNOWY RANGE 70960

54060  
58840



- A - AIR CONDITIONING COMP T.
- B - SLIDING DOORS
- C - MEN'S WASHROOM
- D - MEN'S TOILET
- E - WOMEN'S TOILET
- F - WOMEN'S WASHROOM
- G - HOPPERS
- H - WASHSTANDS
- J - WATER COOLERS
- K - ELECTRIC LOCKER - ABOVE
- L - EQUIPMENT LOCKER - BELOW
- M - SOILED LINEN LOCKER
- N - CLEAN LINEN LOCKER
- O - ANNUNCIATOR & FIRST AID KIT
- P - BERTH SECTIONS 1-8 & COMP'T "A"
- Q - SOFA - AND UPPER BERTH
- R - FIRE EXTINGUISHER & TOOLS
- S - DENTAL LAVATORY
- T - CHAIRS
- U - DRESSING TABLE
- V - VESTIBULE
- W - SHELF
- X - PORTIERES
- Y - WATER FILLER
- Z - SEAT

- 1 - EQUIPMENT LOCKER
- 2 - WASHSTAND LOCKER
- 3 - SHOE LOCKERS
- 4 - HOPPER & FOLDING WASHSTAND
- 5 - BASKET RACK
- 6 - SLIDING PARTITION
- 7 - COMPARTMENT "A"
- 8 - BED ROOMS "B" & "C"
- 9 - CHAIR HOPPER
- 10 - A.C. COND. AIR INTAKE
- 11 - FRESH AIR INTAKE
- 12 - RECIRCULATED AIR FILTER 4x33x24 5/8

- AXLES - FRONT TRUCK 6" x 11"
- " - REAR TRUCK 5" x 9"
- STEAM HEAT - FLOOR & OVERHEAD VAPOR CO.
- A.R. WATER SYSTEM
- WINDOWS - SWINGING INNER SASH
- REAR END - TIGHT LOCK COUPLER WITH INTEGRAL YOKE
- DRAFT GEAR SINGLE WAUGHMAT
- 1196-3, 2 1/2" FLEX. STEAM CONDUIT &
- 1117-2 1/2" END VALVE REAR END
- 1168-2 1/2" FLEX. STEAM CONDUIT AT ART

UNION PACIFIC RAILROAD CO.  
RESEARCH AND  
MECHANICAL STANDARDS

BUILT BY P.S.C.M. CO. -- 1936  
LOT 6486-PLAN 4054  
FLOOR PLAN 76-F-12

					DIAGRAM P-9-22
					DRAWN 10-27-42