

UNION PACIFIC

UNION PACIFIC



OREGON SHORT LINE
OREGON R. R. & NAVIGATION CO.
OREGON & WASHINGTON R. R. CO.
SOUTHERN PACIFIC

OREGON SHORT LINE
OREGON R. R. & NAVIGATION CO.
OREGON & WASHINGTON R. R. CO.
SOUTHERN PACIFIC

KANSAS, NEBRASKA
CALIFORNIA, OREGON
WASHINGTON
AND INTERMEDIATE STATES

KANSAS, NEBRASKA
CALIFORNIA, OREGON
WASHINGTON
AND INTERMEDIATE STATES

ROUND TRIP SUMMER TOURIST FARES



TO
WESTERN POINTS



—VIA—
UNION PACIFIC RAILROAD
AND CONNECTIONS
SEASON 1910

FROM \ TO	Denver, Colorado Springs, Pueblo, Colo.	Ogden, Utah, Salt Lake City.	San Francisco, Los Angeles, San Diego, Cal.	Portland, Astoria, Tacoma, Seattle, Everett, Bellingham, Victoria, Vancouver, New Westminster.	San Francisco, Cal., including trip through Portland, San Diego, Cal. in one direction.	San Francisco, Los Angeles, San Diego, Cal.	Portland, Astoria, Tacoma, Seattle, Everett, Bellingham, Victoria, Vancouver, New Westminster.	San Francisco, Cal., including trip through Portland in one direction
CHICAGO, ILL.	\$ 30.00	\$ 43.00	\$ 72.50	\$ 72.50	\$ 87.50	\$ 62.50	\$ 62.50	\$ 77.50
PEORIA, ILL.	26.75	39.75	69.25	69.25	84.25	59.25	59.25	74.25
ST. LOUIS, MO.	25.00	38.00	67.50	67.50	82.50	57.50	57.50	72.50
ST. PAUL and MINNEAPOLIS, MINN.	27.40	40.40	73.50	60.00	* 75.00 o 81.75	63.50	50.00	* 65.00 o 71.75
MILWAUKEE, WIS.	33.40	46.40	x 75.90	x 72.50	x 89.20	65.90	62.50	79.20
SPRINGFIELD, ILL.						59.25	59.40	74.35
MADISON, WIS.	x 29.50	x 42.50	x 73.50	x 69.75	x 86.75	63.50	60.00	76.75
DES MOINES, IA.	x 21.75	x 34.75	x 65.70	x 65.70	x 80.70	55.70	55.70	70.70
SIoux CITY, IA.	21.40	34.40	63.90	63.90	78.90	53.90	53.90	68.90
COUNCIL BLUFFS, IA.								
OMAHA, NEB.								
ST. JOSEPH, MO.	17.50	30.50	50.00	60.00	75.00 † 81.75	50.00	50.00	65.00 † 71.75
LEAVENWORTH, KAN.								
KANSAS CITY, MO.								
Dates of Sale-	June 1 to Sept. 30	June 1 to Sept. 30	June 1 to Sept. 30	June 1 to Sept. 30	June 1 to Sept. 30	April 4 to 8 June 2 to 8 Sept. 1 to 7 Sept. 24 to 30 All Dates Inclusive	May 28 to June 3 July 9 to 16 All Dates Inclusive	April 4 to 8 May 28 to June 3 July 2 to 16 Sept. 1 to 7 and 24 to 30

† One-way via St. Paul or Minneapolis and Portland. * Returning to Missouri River points only. o Via Missouri River in one direction.

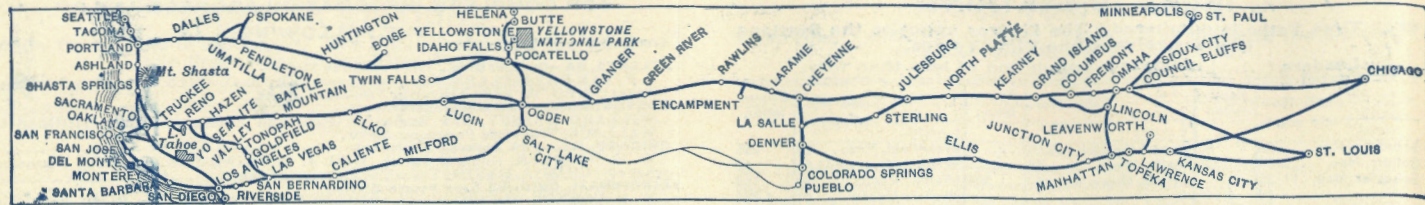
Limit and Stopovers: Stopovers allowed at and west of Council Bluffs, Omaha, St. Joseph, Atchison, Leavenworth or Kansas City within the final return limit, October 31, 1910.

x. Subject to confirmation.

For full information address any representative mentioned on page 8

UNION PACIFIC

UNION PACIFIC



CONDENSED TIME TABLES

Table 1.

WESTBOUND	ROUTE	T I M E	S. Fra. Over- land Lim't'd 1-D'y	China & Jap. Fast Mail 3-5-D'y	Ore- gon Exp. 3-5- Daily	Ore- gon Wash. L't'd 17-D'y	Den- ver Spec'l 11-D'y	Colo- rado Exp. 15-D'y	Colo- rado Spec'l 13-D'y
Lv. U.P. Transfer	Un. Pacific	C	7.45	3.07	3.00	11.45	8.17	3.17	11.18
Lv. Omaha	Un. Pacific	C	8.15	4.10	4.00	12.40	8.47	3.50	11.48
Lv. St. Joseph	St. J. & G. I.	C	8.20	9.45	9.45	8.20	9.45		
Lv. Grand Island	Un. Pacific	C	7.50	8.15	8.15		8.15		
Lv. Grand Island	Un. Pacific	C	12.20	8.55	8.35	4.50	10.05	8.25	3.05
Lv. North Platte	Un. Pacific	C	4.50	1.35	1.05	8.35	12.40	6.20	5.30
Lv. North Platte	Un. Pacific	M	4.00	12.40	12.15	7.40	12.40	11.45	5.30
Lv. Julesburg	Un. Pacific	M	6.26	3.48	3.20	10.00	2.55	2.15	8.00
Lv. Julesburg	Un. Pacific	M				3.00	2.20	8.05	
Lv. DENVER	Un. Pacific	M				8.30	7.35	1.30	
Lv. Julesburg	Un. Pacific	M	6.26	3.48	3.20	10.00			
Lv. Cheyenne	Un. Pacific	M	11.30	10.50	10.30	2.45			
Lv. St. Louis	Wabash	C	2.15	11.31	11.31	2.15			
Lv. Kansas City	Wabash	C	9.40	7.31	7.31	9.40			
Lv. Kansas City	Un. Pacific	C	10.15	10.05	10.05	10.15			
Lv. Lawrence	Un. Pacific	C	11.15	11.08	11.08	11.15			
Lv. Leavenworth	Un. Pacific	C	8.40	8.20	8.20	8.40			
Lv. Lawrence	Un. Pacific	C	6.30	10.55	10.55	6.30			
Lv. Lawrence	Un. Pacific	C	11.15	11.08	11.08	11.15			
Lv. Topeka	Un. Pacific	C	11.55	11.50	11.50	11.55			
Lv. Ellis	Un. Pacific	C	6.40	7.55	7.55	6.40			
Lv. Ellis	Un. Pacific	C	5.55	7.05	7.05	5.55			
Lv. DENVER	Un. Pacific	M	4.05	6.30	6.30	4.05			
Lv. DENVER	Un. Pacific	M	7.05	7.30	7.30	7.05			
Lv. Cheyenne	Un. Pacific	M	10.35	10.45	10.45	10.35			
Lv. Cheyenne	Un. Pacific	M	11.45	11.05	11.00	3.00			
Lv. Green River	Un. Pacific	M	10.05	10.55	10.20	12.30			
Lv. Green River	Un. Pacific	M	10.20	11.05	10.35				
Lv. Ogden	Un. Pacific	M	4.30	5.45	5.35				
Lv. SALT LAKE	O. S. L.	M	5.45	7.35	7.35				
Lv. Ogden	So. Pacific	M	4.50	6.40					
Lv. Sacramento	So. Pacific	M	3.50	10.45					
Lv. San Francisco	So. Pacific	P	7.28	2.48					
Lv. Los Angeles	So. Pacific	P	8.00	7.05					
Lv. Los Angeles	S. P. C. L.	P		8.30					
Lv. Green River	Un. Pacific	M		10.45	12.40				
Lv. Pocatello	O. S. L.	M			6.50	8.15			
Lv. Ogden	Un. Pacific	M			1.15	4.00			
Lv. Pocatello	Un. Pacific	M			6.30	8.25			
Lv. Idaho Falls	Un. Pacific	M			8.55	10.40			
Lv. Marysville	Un. Pacific	M			11.30				
Lv. Silver Bow	Un. Pacific	M			4.50	6.40			
Lv. Butte	Un. Pacific	M			5.10	7.00			
Lv. Pocatello	Un. Pacific	M			7.25	8.50			
Lv. Huntington	O. R. & N.	P			6.35	8.40			
Lv. Huntington	O. R. & N.	P			5.50	5.50			
Lv. Spokane	O. R. & N.	P			12.45	9.00			
Lv. Portland	O. R. & N.	P			10.30	8.00			
Lv. Tacoma	O. & W.	P			7.55	5.30			
Lv. Seattle	O. & W.	P			9.20	7.15			

Table 2.

EASTBOUND	ROUTE	T I M E	S. Fra. Over- land Lim't'd 2-D'y	Atlant- ic Exp. 4-D'y	Ore- gon Exp. 6-10- Daily	Ore- gon Wash. L'td. 18 D'y	China & Jap. Fast Mail 10-D'y
Lv. Seattle	Wash. O. & W.	P	11.00	11.45			
Lv. Tacoma	Wash. O. & W.	P	12.30	1.25			
Lv. Portland	Ore. O. R. & N.	P	8.00	10.00			
Lv. Spokane	Wash. O. S. L.	M	4.40	7.00			
Lv. Huntington	Ore. O. S. L.	M	1.55	12.35			
Lv. Huntington	Ore. O. S. L.	M	3.10	1.45			
Lv. Pocatello	Idaho O. S. L.	M	3.30	11.15			
Lv. Butte	Mont. O. S. L.	M	4.00	1.30			
Lv. Silver Bow	Mont. O. S. L.	M	4.20	1.50			
Lv. Marysville	Idaho O. S. L.	M	5.35				
Lv. Idaho Falls	Idaho O. S. L.	M	11.38	9.28			
Lv. Pocatello	Utah O. S. L.	M	4.00	11.45			
Lv. Ogden	Utah O. S. L.	M	8.45	3.50			
Lv. Pocatello	Idaho Un. Pacific	M	5.00	11.30			
Lv. Green River	Wyo. Un. Pacific	M	2.00	7.00			
Lv. Los Angeles	Cal. S. P. C. L.	P	2.35	8.00		7.30	
Lv. Los Angeles	So. Pacific	P	6.00			9.00	
Lv. San Francisco	So. Pacific	P	10.40	9.00		9.00	
Lv. Sacramento	So. Pacific	P	2.15	12.50		12.45	
Lv. Ogden	Utah O. S. L.	M	2.10	5.35		7.10	
Lv. SALT LAKE	O. S. L.	M	1.00	5.15		7.10	
Lv. Ogden	Un. Pacific	M	2.30	6.50	7.00	8.30	
Lv. Green River	Wyo. Un. Pacific	M	9.15	2.15	1.50	3.20	
Lv. Green River	Wyo. Un. Pacific	M	9.25	2.30	2.10	7.10	3.50
Lv. Cheyenne	Wyo. Un. Pacific	M	8.15	1.10	1.30	5.20	2.15
Lv. Cheyenne	Wyo. Un. Pacific	M	8.35	1.30	5.30	5.30	5.30
Lv. DENVER	Colo. Un. Pacific	M	11.35	5.00	9.30	9.30	
Lv. DENVER	Colo. Un. Pacific	M	12.40	7.30	10.30	12.40	10.30
Lv. Ellis	Kan. Un. Pacific	M	10.30	5.30	9.55	10.30	9.55
Lv. Ellis	Kan. Un. Pacific	M	11.35	6.40	11.05	11.35	11.05
Lv. Topeka	Kan. Un. Pacific	C	6.50	1.45	6.20	6.50	6.20
Lv. Lawrence	Kan. Un. Pacific	C	7.35	2.35	7.05	7.35	7.05
Lv. Lawrence	Kan. Un. Pacific	C	8.90	8.25	8.90	8.90	8.90
Lv. Leavenworth	Kan. Un. Pacific	C	11.55	4.15	11.55	11.55	11.55
Lv. Lawrence	Kan. Un. Pacific	C	7.35	2.35	7.05	7.35	7.05
Lv. Kansas City	Mo. Un. Pacific	C	8.35	3.45	8.05	8.35	8.05
Lv. Kansas City	Mo. Un. Pacific	C	9.30	9.00	9.30	9.30	9.30
Lv. St. Louis	Mo. Un. Pacific	C	5.28	7.00	5.28	5.28	5.28
Lv. Cheyenne	Wyo. Un. Pacific	M	8.30	1.25	1.45	5.25	2.30
Lv. Julesburg	Colo. Un. Pacific	M	12.12	6.25	5.45	9.02	6.11
Lv. DENVER	Colo. Un. Pacific	M				10.30	9.00
Lv. Julesburg	Colo. Un. Pacific	M				4.35	2.10
Lv. Julesburg	Colo. Un. Pacific	M	12.12	6.25	5.45	9.02	6.11
Lv. North Platte	Neb. Un. Pacific	M	2.10	9.10	7.50	11.15	8.15
Lv. North Platte	Neb. Un. Pacific	M	3.15	10.20	9.00	12.20	9.25
Lv. Grand Island	Neb. Un. Pacific	C	7.10	2.45	12.55	4.20	1.15
Lv. Grand Island	Neb. Un. Pacific	C	9.15	7.00		9.15	9.15
Lv. St. Joseph	Mo. St. J. & G. I.	C	7.30	4.45		7.30	7.30
Lv. Omaha	Neb. Un. Pacific	C	11.30	6.45	5.30	8.40	5.45
Lv. U.P. Transfer	La. Un. Pacific	C	11.59	7.15	6.00	9.25	6.15

B--Daily Express. C--Central Time. M--Mountain Time. P--Pacific Time. // Meals.
 Layton, Utah 67; Martin, Neb. 36; Nephi, Utah 14; Leamington, Utah 15; Martinez, Cal. 11, 14; Nevens, Neb. 36.

UNION PACIFIC

CONDENSED TIME AND EQUIPMENT No. 1. SAN FRANCISCO OVERLAND LIMITED--GOING WEST EVERY DAY

		ELECTRIC LIGHTED							
Lv.	Ar.	C. & N. W.	Sun.	Mon.	Tues.	Wed.	Thu.	Fri.	Sat.
Lv. Chicago	Ar. San Francisco	C. & N. W.	7.00						
Lv. Chicago	Ar. San Francisco	C. M. & St. P.	7.00						
Lv. Omaha	Ar. San Francisco	Un. Pacific	8.15	Mon.	Tues.	Wed.	Thu.	Fri.	Sat.
Lv. Kansas City	Ar. San Francisco	Un. Pacific	10.15	Sun.	Mon.	Tues.	Wed.	Thu.	Fri.
Lv. DENVER	Ar. San Francisco	Un. Pacific	7.05	Mon.	Tues.	Wed.	Thu.	Fri.	Sat.
Lv. Ogden	Ar. San Francisco	Un. Pacific	4.30	Tues.	Wed.	Thu.	Fri.	Sat.	Sun.
Lv. SALT LAKE	Ar. San Francisco	O. S. L.	5.45						
Lv. San Francisco	Ar. Los Angeles	So. Pacific	7.28	Wed.	Thu.	Fri.	Sat.	Sun.	Mon.
Lv. Los Angeles	Ar. San Francisco	So. Pacific	8.00	Thu.	Fri.	Sat.	Sun.	Mon.	Tues.

Composite Observation Car. } Chicago to San Francisco, via C. & N. W. and C. M. & St. P., U. P., and So. Pac.
 Pullman Drawing Room and Compartment Sleeping Cars. } Chicago to San Francisco via C. & N. W. and C. M. & St. P., U. P., and So. Pac.
 Dining Car. } Chicago, Council Bluffs and Omaha to San Francisco and Denver.

PICKING UP AT CHEYENNE

Pullman Drawing Room Sleeping Car. } St. Louis to San Francisco, via U. P. and So. Pacific (on No. 101, to Cheyenne).

Connecting at Tracy via Sacramento for Los Angeles via Valley Line. Interstate passengers carried only.

NO. 17. OREGON-WASHINGTON LIMITED--GOING WEST EVERY DAY

		ELECTRIC LIGHTED							
Lv.	Ar.	C. & N. W.	Sun.	Mon.	Tues.	Wed.	Thu.	Fri.	Sat.
Lv. Chicago	Ar. Seattle	C. & N. W.	10.00						
Lv. Omaha	Ar. Seattle	Un. Pacific	12.40	Mon.	Tues.	Wed.	Thu.	Fri.	Sat.
Lv. DENVER	Ar. Seattle	Un. Pacific	7.05	Mon.	Tues.	Wed.	Thu.	Fri.	Sat.
Lv. Cheyenne	Ar. Seattle	O. R. & N.	3.00	Tue.	Wed.	Thu.	Fri.	Sat.	Sun.
Lv. Portland	Ar. Seattle	O. R. & N.	8.00	Wed.	Thu.	Fri.	Sat.	Sun.	Mon.
Lv. Seattle	Ar. Chicago	O. & W.	7.15	Thu.	Fri.	Sat.	Sun.	Mon.	Tue.

Composite Observation Car } Chicago to Cheyenne.
 Pullman Drawing-Room and Compartment Sleeping Car. } Chicago to Portland, via C. & N. W., U. P., O. S. L., and O. R. & N. Co.
 Pullman Tourist Sleeping Car. } Chicago to Seattle, via C. & N. W., U. P., O. S. L., O. R. & N. Co. and O. & W.
 Chair Car, electric lighted. } Chicago to Portland, via C. & N. W., U. P., O. S. L., and O. R. & N. Co.
 Dining Car Service } Chicago to Portland.

PICKING UP AT CHEYENNE

Observation Sleeping Car. } Denver to Portland, via U. P., O. S. L., and O. R. & N. Co., (on No. 101, The St. Louis-Colorado Limited, Denver to Cheyenne).
 Pullman Tourist Car. } Kansas City to Salt Lake.

NO. 13. THE COLORADO SPECIAL--GOING WEST EVERY DAY

		ELECTRIC LIGHTED							
Lv.	Ar.	C. M. & St. P.	Sun.	Mon.	Tues.	Wed.	Thu.	Fri.	Sat.
Lv. Chicago	Ar. DENVER	C. M. & St. P.	10.30						
Lv. Omaha	Ar. DENVER	Un. Pacific	11.48						
Lv. DENVER	Ar. Chicago	Un. Pacific	1.30	Mon.	Tues.	Wed.	Thu.	Fri.	Sat.

Observation Car. } Chicago to Omaha, via C. M. & St. P.
 Pullman Drawing-Room Sleeping Car. } Chicago to Denver, via C. M. & St. P. and U. P.
 Free Reclining Chair Cars. } Chicago to Denver, via C. M. & St. P. and U. P.
 Dining Car Service. } Chicago to Denver.
 Observation Pullman Standard Sleeping Car. } Omaha to Denver.
 Car. } This Sleeper will be open at 9:30 p. m.

NO. 11. THE DENVER SPECIAL--GOING WEST EVERY DAY

		ELECTRIC LIGHTED						
Lv.	Ar							

UNION PACIFIC

UNION PACIFIC

UNION PACIFIC

UNION PACIFIC

CONDENSED TIME AND EQUIPMENT

CONDENSED TIME AND EQUIPMENT

CONDENSED TIME AND EQUIPMENT

LAND

OPENINGS

IN

COLORADO, KANSAS, NEBRASKA, WYOMING, NEVADA, IDAHO, WASHINGTON, OREGON, CALIFORNIA AND MEXICO

Thousands of acres of land ready for live, energetic men. Tracts of land any size you want. Lands for personal use or speculation. Bottom land, High land, or Tule land. Irrigated, sub-irrigated or naturally irrigated. Grain, Fruit, Timber or Grazing land. Cheap lands, Raw lands, Improved lands.

TROPICAL OR TEMPERATE SECTIONS

GOOD TRANSPORTATION FACILITIES

For prices, terms, excursions, etc., write any of these colonization agents:

Geo. L. McDONOUGH, G. F., Omaha, Neb.
D. C. CAMPBELL, G. F., Colfax, Ind.
E. M. COBB, G. F., Elgin, Ill.
ISAIAH WHEELER, G. F., Cerro Gordo, Ill.

No. 103. THE CHINA & JAPAN FAST MAIL--GOING WEST EVERY DAY

Lv. Kansas City	Un. Pacific	10.05	Sun.	Mon.	Tues.	Wed.	Thu.	Fri.	Sat.
Lv. Denver	"	7.30	Mon.	Tues.	Wed.	Thu.	Fri.	Sat.	Sun.
Ar. Ogden	"	5.45	Tues.	Wed.	Thu.	Fri.	Sat.	Sun.	Mon.
Ar. SALT LAKE	O. S. L.	7.35	"	"	"	"	"	"	"
Ar. San Francisco	So. Pacific	2.48	Wed.	Thu.	Fri.	Sat.	Sun.	Mon.	Tues.
Ar. Los Angeles	C. L.	8.30	Thu.	Fri.	Sat.	Sun.	Mon.	Tues.	Wed.

Pullman Drawing-Room Sleeping Car. } Kansas City to Denver and Salt Lake City.
 Denver to Portland, via U. P., O. S. L. and O. R. N.
 Pullman Tourist Sleeping Car. } Kansas City to Denver and Salt Lake City.
 Free Reclining Chair Car. } Kansas City to Denver and Salt Lake City.
 Day Coaches. } Kansas City to Denver and Cheyenne.
 Dining Car. } Kansas City to Salina.
 Dining Car. } Kansas City to Ellis.

Connecting at Cheyenne with through equipment from Council Bluffs and Omaha for Ogden, Salt Lake, San Francisco, and Los Angeles.

No. 15. THE COLORADO EXPRESS--GOING WEST EVERY DAY

Lv. Chicago	C. & N. W.	10.45	Sun.	Mon.	Tues.	Wed.	Thu.	Fri.	Sat.
Lv. Chicago	C. M. & St. P.	10.10	"	"	"	"	"	"	"
Lv. Omaha	Un. Pacific	3.50	Mon.	Tues.	Wed.	Thu.	Fri.	Sat.	Sun.
Ar. DENVER	"	7.35	Tues.	Wed.	Thu.	Fri.	Sat.	Sun.	Mon.

Pullman Drawing-Room Sleeping Cars. } Chicago to Denver, via O. & N. W. and C. & N. W., and U. P.
 Pullman Tourist Sleeping Cars. } Daily Omaha to Denver.
 Free Reclining Chair Cars. } Chicago to Denver, via C. & N. W., C. M. & St. P. and U. P.
 Dining Car Service. } Chicago to Denver.

NO. 2. SAN FRANCISCO OVERLAND LIMITED--GOING EAST EVERY DAY ELECTRIC LIGHTED

Lv. Los Angeles	So. Pacific	6.00	Sun.	Mon.	Tue.	Wed.	Thu.	Fri.	Sat.
Lv. San Francisco	"	10.40	Mon.	Tue.	Wed.	Thu.	Fri.	Sat.	Sun.
Lv. SALT LAKE	O. S. L.	1.00	Tue.	Wed.	Thu.	Fri.	Sat.	Sun.	Mon.
Lv. Ogden	Un. Pacific	2.30	"	"	"	"	"	"	"
Lv. Green River	"	9.25	"	"	"	"	"	"	"
Ar. DENVER	"	11.35	Wed.	Thu.	Fri.	Sat.	Sun.	Mon.	Tue.
Ar. Kansas City	"	8.35	Thu.	Fri.	Sat.	Sun.	Mon.	Tue.	Wed.
Ar. Omaha	"	11.30	Wed.	Thu.	Fri.	Sat.	Sun.	Mon.	Tue.
Ar. Chicago	C. M. & St. P.	1.00	Thu.	Fri.	Sat.	Sun.	Mon.	Tue.	Wed.
Ar. Chicago	C. & N. W.	1.00	"	"	"	"	"	"	"

Composite Observation Car. } San Francisco to Chicago via So. Pac., U. P. and C. & N. W., and C. M. & St. P.
 Pullman Drawing Room and Compartment Sleeping Cars. } San Francisco to Chicago, via So. Pac., U. P., C. & N. W. and C. M. & St. P.
 Pullman Drawing Room Sleeping Car. } San Francisco to St. Louis via So. Pac., U. P. and Wabash, (No. 102 Cheyenne to Kansas City.)
 Dining Car Service. } San Francisco to Kansas City, Omaha, Council Bluffs and Chicago.

Connection at Oakland Pier with Pullman Buffet Sleeper from Los Angeles.

No. 14. THE CHICAGO SPECIAL--GOING EAST EVERY DAY. ELECTRIC LIGHTED.

Lv. DENVER	Un. Pacific	4.15	Sun.	Mon.	Tue.	Wed.	Thu.	Fri.	Sat.
Ar. Omaha	"	7.42	Mon.	Tue.	Wed.	Thu.	Fri.	Sat.	Sun.
Ar. Chicago	C. M. & St. P.	8.45	"	"	"	"	"	"	"

Observation Car. } Omaha to Chicago, C. M. & St. P.
 Pullman Drawing Room Sleeping Cars } Denver to Chicago via U. P. and C. M. & St. P.
 Free Reclining Chair Cars } Denver to Chicago, via U. P. and C. M. & St. P.
 Dining Car. } Denver to Chicago.
 Observation Pullman Standard Sleeping Car. } Denver to Omaha.

No. 102. THE ST. LOUIS--COLORADO LIMITED--GOING EAST EVERY DAY ELECTRIC LIGHTED

Lv. Los Angeles	So. Pacific	6.00	Sun.	Mon.	Tues.	Wed.	Thu.	Fri.	Sat.
Lv. San Francisco	So. Pacific	10.40	Mon.	Tues.	Wed.	Thu.	Fri.	Sat.	Sun.
Lv. Portland	O. R. & N.	10.00	"	"	"	"	"	"	"
Lv. SALT LAKE	O. S. L.	1.00	Tues.	Wed.	Thu.	Fri.	Sat.	Sun.	Mon.
Lv. Ogden	Un. Pacific	2.30	"	"	"	"	"	"	"
Ar. DENVER	"	11.35	Wed.	Thu.	Fri.	Sat.	Sun.	Mon.	Tues.
Ar. Leavenworth	"	11.55	Thu.	Fri.	Sat.	Sun.	Mon.	Tues.	Wed.
Ar. Kansas City	"	8.35	"	"	"	"	"	"	"
Ar. St. Louis	Wabash	5.28	"	"	"	"	"	"	"

Observation Sleeping Car. } Portland to Denver and Denver to St. Louis (On No. 18, The Oregon-Washington Limited, Portland to Cheyenne.)
 Pullman Drawing Room Sleeping Car. } San Francisco to St. Louis (On No. 2, San Francisco Overland Limited, San Francisco to Cheyenne.)
 Dining Car Service. } Portland, San Francisco and Los Angeles to St. Louis
 Chair Car. } Cheyenne to St. Louis.

No. 18. OREGON-WASHINGTON LIMITED--GOING EAST EVERY DAY ELECTRIC LIGHTED

Lv. Seattle	O. & W.	11.45	Sun.	Mon.	Tues.	Wed.	Thu.	Fri.	Sat.
Lv. Portland	O. R. & N.	10.00	Mon.	Tue.	Wed.	Thu.	Fri.	Sat.	Sun.
Ar. Cheyenne	Un. Pacific	5.20	Wed.	Thu.	Fri.	Sat.	Sun.	Mon.	Tue.
Ar. DENVER	"	11.35	"	"	"	"	"	"	"
Ar. Kansas City	"	8.35	Thu.	Fri.	Sat.	Sun.	Mon.	Tue.	Wed.
Ar. St. Louis	Wabash	5.28	"	"	"	"	"	"	"
Ar. Omaha	Un. Pacific	8.40	Wed.	Thu.	Fri.	Sat.	Sun.	Mon.	Tue.
Ar. Chicago	C. & N. W.	11.59	Thu.	Fri.	Sat.	Sun.	Mon.	Tue.	Wed.

Pullman Observation Sleeping Car. } Portland to Denver and St. Louis via O. R. & N., O. S. L., U. P. connecting at Cheyenne with composite observation car. Cheyenne to Chicago.
 Pullman Drawing Room and Compartment Sleeping Car. } Portland to Chicago, via O. R. & N., O. S. L., U. P. and C. & N. W.
 Pullman Tourist Sleeping Car. } Seattle to Chicago, via O. & W., O. R. & N., O. S. L., U. P. and C. & N. W.
 Chair Car. } Portland to Chicago, via O. R. & N., O. S. L., U. P. and C. & N. W.
 Dining Car Service } Portland to Chicago.
 Chair Car Passengers for Kan. City and St. Louis transfer to St. Louis-Colo. Limited at Cheyenne

No. 4. THE ATLANTIC EXPRESS--GOING EAST EVERY DAY

Lv. San Francisco	So. Pacific	9.00	Sun.	Mon.	Tue.	Wed.	Thu.	Fri.	Sat.
Lv. SALT LAKE	O. S. L.	5.15	Mon.	Tue.	Wed.	Thu.	Fri.	Sat.	Sun.
Lv. Ogden	Un. Pacific	6.50	"	"	"	"	"	"	"
Ar. DENVER	"	5.00	Tue.	Wed.	Thu.	Fri.	Sat.	Sun.	Mon.
Ar. Kansas City	"	3.45	Wed.	Thu.	Fri.	Sat.	Sun.	Mon.	Tue.
Ar. St. Louis	Wabash	7.00	Thu.	Fri.	Sat.	Sun.	Mon.	Tues.	Wed.
Ar. Omaha	Un. Pacific	6.45	Wed.	Thu.	Fri.	Sat.	Sun.	Mon.	Tues.
Ar. Chicago	C. & N. W.	8.50	"	"	"	"	"	"	"

Pullman Standard Sleeping Cars. } Salt Lake to Chicago, via U. P., C. & N. W.
 Pullman Tourist Sleeping Car. } Salt Lake to Kansas City.
 Free Reclining Chair Car. } Salt Lake City to Kansas City.
 Day Coaches. } Salt Lake to Denver.
 Dining Car. } Ogden and Cheyenne to Council Bluffs.
 Dining Car. } Green River to North Platte

No. 10. THE CHINA AND JAPAN FAST MAIL--GOING EAST EVERY DAY

Lv. Los Angeles	So. Pacific	2.35	Sun.	Mon.	Tues.	Wed.	Thu.	Fri.	Sat.
Lv. San Francisco	"	9.00	Mon.	Tue.	Wed.	Thu.	Fri.	Sat.	Sun.
Lv. SALT LAKE	O. S. L.	7.10	Wed.	Thu.	Fri.	Sat.	Sun.	Mon.	Tue.
Lv. Ogden	Un. Pacific	8.30	"	"	"	"	"	"	"
Ar. DENVER	"	9.30	Thu.	Fri.	Sat.	Sun.	Mon.	Tue.	Wed.
Ar. Kansas City	"	8.05	Fri.	Sat.	Sun.	Mon.	Tues.	Wed.	Thu.
Ar. Omaha	"	5.45	Thu.	Fri.	Sat.	Sun.	Mon.	Tues.	Wed.
Ar. Chicago	C. M. & St. P.	8.00	Fri.	Sat.	Sun.	Mon.	Tues.	Wed.	Thu.
Ar. Chicago	C. & N. W.	8.30	"	"	"	"	"	"	"

Pullman Drawing Room Sleeping Cars. } San Francisco to Chicago, via S. P., U. P., C. & N. W. and C. M. & St. P.
 Pullman Tourist Sleeping Cars. } San Francisco to Chicago, via S. P., U. P., C. & N. W. and C. M. & St. P.
 Los Angeles to Chicago via S. P., U. P., C. & N. W. and C. M. & St. P. (On No. 6, San Francisco to Sacramento).
 Salt Lake to Kansas City.
 Wednesday from Los Angeles to St. Paul and Minneapolis, via S. P., U. P., and C. St. P. M. & O.
 Ogden to Omaha, Omaha to Chicago.
 Day Coach } Denver to Chicago.
 Dining Car Service. } San Francisco to Chicago.

No. 110. THE DENVER LIMITED--GOING EAST EVERY DAY

Lv. Cheyenne	Un. Pacific	5.30	Sun.	Mon.	Tues.	Wed.	Thu.	Fri.	Sat.
Lv. DENVER	"	10.30	"	"	"	"	"	"	"
Ar. Kansas City	"	8.05	Mon.	Tues.	Wed.	Thu.	Fri.	Sat.	Sun.

Pullman Drawing Room Sleeping Car. } Denver to Kansas City.
 Pullman Tourist Sleeping Car. } Cheyenne to Kansas City, (from Salt Lake on No. 10)
 Free Reclining Chair Car. } Cheyenne to Denver, Denver to Kansas City.
 Day Coach. } Cheyenne to Denver, Denver to Kansas City.
 Dining Car Service. } Denver to Kansas City.
 Buffet Parlor Car. } Cheyenne to Denver.

NO. 6. THE OREGON EXPRESS--GOING EAST EVERY DAY

Lv. Portland	O. R. & N.	8.00	Sun.	Mon.	Tues.	Wed.	Thu.	Fri.	Sat.
Lv. Green River	Un. Pacific	2.10	Tue.	Wed.	Thu.	Fri.	Sat.	Sun.	Mon.
Ar. DENVER	"	9.30	Wed.	Thu.	Fri.	Sat.	Sun.	Mon.	Tue.
Ar. Omaha	"	5.30	"	"	"	"	"	"	"
Ar. Chicago	C. & N. W.	8.30	Thu.	Fri.	Sat.	Sun.	Mon.	Tue.	Wed.

Pullman Drawing Room Sleeping Car. } Portland to Chicago via O. R. & N. Co., O. S. L., U. P., and C. & N. W.
 Pullman Tourist Sleeping Car. } Portland to Chicago, via O. R. & N. Co., O. S. L., U. P., and C. & N. W.
 Chair Car. } Portland to Chicago, via O. R. & N. Co., O. S. L., U. P., and C. & N. W.
 Day Coach. } Portland and Ogden to Omaha, Omaha to Chicago.
 Dining Car Service. } Portland to Chicago.

No. 16. THE CHICAGO EXPRESS--GOING EAST EVERY DAY

Lv. DENVER	Un. Pacific	10.30	Sun.	Mon.	Tues.	Wed.	Thu.	Fri.	Sat.
Ar. Omaha	"	5.00	Mon.	Tue.	Wed.	Thu.	Fri.	Sat.	Sun.
Ar. Chicago	C. M. & St. P.	8.00	Tues.	Wed.	Thu.	Fri.	Sat.	Sun.	Mon.
Ar. Chicago	C. & N. W.	7.20	"	"	"	"	"	"	"

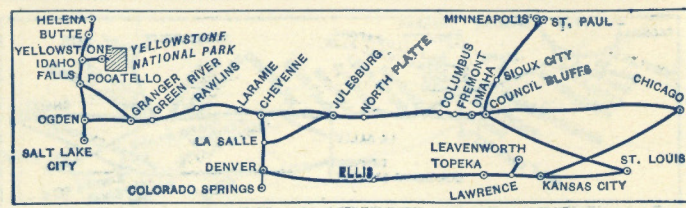
Pullman Drawing Room Sleeping Car. } Denver to Omaha, Council Bluffs and Chicago, via U. P., C. & N. W., and C. M. & St. P.
 Pullman Tourist Sleeping Cars. } Daily Denver to Omaha.
 Free Reclining Chair Cars. } Denver to Omaha, Council Bluffs and Chicago, via U. P., C. & N. W., and C. M. & St. P.
 Dining Car Service. } Denver to Omaha, Council Bluffs and Chicago.

No. 12. THE DENVER SPECIAL--GOING EAST EVERY DAY ELECTRIC LIGHTED

Lv. DENVER	Un. Pacific	9.00	Sun.	Mon.	Tues.	Wed.	Thu.	Fri.	Sat.
Ar. Omaha	"	12.30	Mon.	Tue.	Wed.	Thu.	Fri.	Sat.	Sun.
Ar. Chicago	C. & N. W.	1.50	"	"	"	"	"	"	"

Pullman Drawing Room Sleeping Car. } Denver to Chicago, via U. P., and C. & N. W.
 Free Reclining Chair Cars. } Denver to Chicago, via U. P., and C. & N. W.
 Dining Car. } Denver to Chicago.
 Observation Pullman Standard Sleeping Car. } Denver to Chicago.

UNION PACIFIC



CONDENSED TIME TABLES

TO AND FROM BUTTE VIA IDAHO FALLS, IDAHO

Table 8.

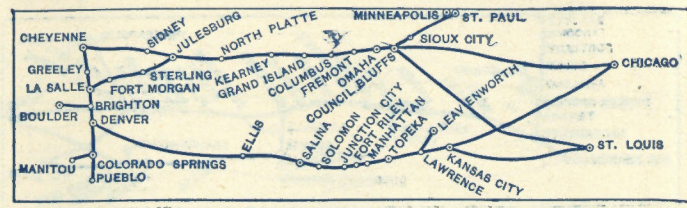
GOING WEST EVERY DAY	ROUTE	T I M E	Oregon Wash- ington Limited	Oregon Express	Idaho Express			
VIA COUNCIL BLUFFS								
Lv. Omaha	Neb. Un. Pacific	C	12.40	4.00	4.10			
Ar. Cheyenne	Wyo. "	M	2.45	10.30	10.50			
VIA KANSAS CITY								
Lv. Kansas City	Mo. Un. Pacific	C	10.15	10.05	10.05			
Ar. DENVER	Colo. "	M	4.05	6.30	6.30			
Lv. Cheyenne	Wyo. "	M	7.05	7.30	7.30			
Ar. Cheyenne	Wyo. "	M	10.35	10.45	10.45			
Lv. Cheyenne	"	M	3.00	11.00	11.05			
Ar. Green River	"	M	12.30	10.20	10.55			
Ar. Ogden	Utah "	M		5.35	5.45			
Lv. Ogden	Utah O. S. L.	M	4.00		9.05			
Ar. Pocatello	Idaho "	M	8.25		2.00			
Lv. Green River	Wyo. "	M	12.40	10.45				
Ar. Pocatello	Idaho "	M	8.15	6.50				
Ar. Idaho Falls	"	M	10.40	8.55	4.10			
Ar. St. Anthony	"	M	10.48	10.48	5.48			
Ar. Marysville	"	M	11.30	11.30	6.30			
Ar. Yellowstone	Mont. "	M						
Stage through Yellowstone National Park. Tickets on sale June 1st to Sept. 15th incl.								
Ar. Silver Bow	Mont. O. S. L.	M	6.40	4.50				
Ar. Butte	Mont. "	M	7.00	5.10				

GOING EAST EVERY DAY	ROUTE	T I M E	Oregon Wash- ington Limited	Atlan- tic Express	Oregon Express	Utah Express		
Lv. Butte	Mont. O. S. L.	M	1.30	1.30	4.00			
Lv. Silver Bow	Mont. "	M	1.50	1.50	4.20			
Stage through Yellowstone National Park. Tickets on sale June 1st to Sept. 15th incl.								
Lv. Yellowstone	Mont. O. S. L.	M			5.35	9.00		
Lv. Marysville	Idaho "	M			6.20	9.45		
Lv. St. Anthony	"	M			6.20	9.45		
Lv. Idaho Falls	"	M	9.28	9.28	11.36	11.15		
Lv. Pocatello	"	M	11.30		5.00			
Ar. Green River	Wyo. "	M	7.00		2.00			
Lv. Pocatello	Idaho "	M		11.45	2.00	4.50		
Ar. Ogden	Utah "	M		3.50	6.35	9.40		
Lv. Ogden	Utah Un. Pacific	M		6.50	7.00			
Ar. Green River	Wyo. "	M		2.15	1.50			
Lv. Green River	Wyo. "	M	7.10	2.30	2.10			
VIA COUNCIL BLUFFS								
Lv. Cheyenne	Wyo. Un. Pacific	M	5.35	1.25	1.45			
Ar. Omaha	Neb. "	C	8.40	6.45	5.30			
VIA KANSAS CITY								
Lv. Cheyenne	Wyo. Un. Pacific	M	8.35	1.30	5.30			
Ar. DENVER	Colo. "	M	11.35	5.00	9.30			
Lv. DENVER	Colo. "	M	12.40	7.30	10.30			
Ar. Kansas City	Mo. "	C	8.35	3.45	8.05			

C--Central Time. M--Mountain Time. P--Pacific Time.

|| Meals.

UNION PACIFIC



CONDENSED TIME TABLES

TO AND FROM DENVER, COLORADO SPRINGS, AND PUEBLO

Table 9.

GOING WEST EVERY DAY	ROUTE	T I M E	Colorado Special	Colorado Express	Den- ver Special			
VIA COUNCIL BLUFFS								
Lv. Omaha	Neb. Un. Pacific	C	11.48	3.50	6.47			
Ar. North Platte	Nebr. "	C	6.20	12.40	1.30			
Lv. North Platte	Nebr. "	M	8.30	11.45	12.40			
Ar. Julesburg	Colo. "	M	8.00	2.15	2.55			
Ar. DENVER	Colo. "	M	1.30	7.35	8.30			
VIA KANSAS CITY								
Lv. Kansas City	Mo. Un. Pacific	C	6.00	10.05	10.15			
Lv. Topeka	Kan. "	C	7.35	11.50	11.55			
Ar. Ellis	Colo. "	C	2.05	7.55	6.40			
Lv. Ellis	Colo. "	M	1.10	7.05	5.55			
Ar. DENVER	Colo. "	M	12.05	6.30	4.05			
VIA KANSAS CITY								
Lv. DENVER	Colo. C. & S.	M	12.15	8.00	9.30			
Ar. Colo. Springs	Colo. "	M	2.30	10.30	11.50			
Ar. Pueblo	Colo. "	M	3.45	11.50	11.40			
Lv. DENVER	Colo. D. & R. G.	M	4.00	1.15	9.00			
Ar. Colo. Springs	Colo. "	M	6.50	4.00	11.57			
Ar. Pueblo	Colo. "	M	7.50	5.30	11.45			
Lv. DENVER	Colo. A. T. & S. F.	M	3.45					
Ar. Colo. Springs	Colo. "	M	6.12					
Ar. Pueblo	Colo. "	M	7.55					

GOING EAST EVERY DAY	ROUTE	T I M E	Chicago Special	Chicago Express	Den- ver Special			
Lv. Pueblo	Colo. A. T. & S. F.	M	5.30	2.55	5.30			5.30
Lv. Colo. Springs	Colo. "	M	7.20	4.25	7.20			7.20
Ar. DENVER	Colo. "	M	10.00	7.00	10.00			10.00
Lv. Pueblo	Colo. D. & R. G.	M	9.05	2.55	5.00			3.15
Lv. Colo. Springs	Colo. "	M	10.40	4.25	6.15			4.48
Ar. DENVER	Colo. "	M	1.10	6.55	8.30			7.40
Lv. Pueblo	Colo. C. & S.	M	11.35	12.55	5.00			6.00
Lv. Colo. Springs	Colo. "	M	12.50	2.15	6.15			7.20
Ar. DENVER	Colo. "	M	3.15	4.45	8.30			10.00
VIA COUNCIL BLUFFS								
Lv. DENVER	Colo. Un. Pacific	M	4.15	10.30				9.00
Lv. Julesburg	Colo. "	M	9.35	4.40				2.15
Ar. North Platte	Nebr. "	M	11.40	7.00				4.25
Lv. North Platte	Nebr. "	C	12.55	8.15				5.35
Ar. Omaha	Nebr. "	C	7.42	5.00				12.30
VIA KANSAS CITY								
Lv. DENVER	Colo. Un. Pacific	M		7.30	12.40			10.30
Ar. Ellis	Kan. "	M		5.30	10.30			9.55
Lv. Ellis	Kan. "	C		6.40	11.35			11.05
Lv. Topeka	Mo. "	C		1.45	6.50			6.20
Ar. Kansas City	Mo. "	C		3.45	8.35			8.05

C--Central Time. M--Mountain Time. P--Pacific Time.

UNION PACIFIC

Denver Special

A solid train daily

Chicago to Denver

Via

Chicago & North Western

and

UNION PACIFIC

"The Safe Road to Travel"

Lv. Chicago - - - 6.00 p. m. Today
Lv. Omaha - - - 6.47 a. m. Tomorrow
Ar. Denver - - - 8.30 p. m. Tomorrow

Electric Lighted Throughout
Standard Pullman Sleeping Cars, Free Reclining
Chair Cars and Composite Observation Car

This Train does not wait at Omaha
for any Connection

Returning

Lv. Denver - - 9.00 a. m. Today
Ar. Chicago - - 1.30 p. m. Tomorrow

Making convenient connections at Chicago
with 18-hour trains for the East

ELECTRIC BLOCK SIGNALS

Dining Car Meals and Service "BEST IN THE WORLD"

FOR INFORMATION RELATIVE TO RATES,
ETC., CALL ON OR ADDRESS ANY REPRESENTATIVE MENTIONED ON PAGE 8.

UNION PACIFIC

IMPORTANT INFORMATION (SUBJECT TO CHANGE WITHOUT NOTICE)

Children under five years of age, when accompanied by parent or guardian, are carried free. Those five (5) years, and under twelve (12) years, of age will be charged half fare; twelve years of age, and over, full fare.

On trips strictly in Kansas the half-fare age is six (6) and under twelve (12) years.

Disputed Fares. Agents and Conductors are governed by the rules of this Company. In case of dispute with them, it is always best to pay the fare requested and refer the matter to the General Passenger Agent, Omaha, Nebraska, for adjustment.

Via Denver. All tickets reading from or through Missouri River points to Green River, Wyoming, or beyond and vice versa, will be honored via Denver, if holder so desires.

Side Trips--Ogden to Salt Lake City--afforded on tickets reading from Cheyenne, Denver, or points east or south thereof, to points north or west of Ogden, or vice versa. Apply to Ticket Agent Union Depot, Ogden, or to conductors into Ogden. **Denver to Colorado Springs or Pueblo--**afforded on tickets reading from Missouri River, or points east, to or through Ogden, Utah, or McCammon, Idaho, or vice versa. Apply to General Agent, 941 17th St., or to Union Depot Ticket Agent, Denver. **Fremont to Lincoln and Return--**afforded on tickets reading from Omaha, and points east, to Denver or Cheyenne, and beyond, or vice versa. Apply to conductors into Fremont and to Agents at Fremont and Lincoln.

Stopovers. Ten day stopover permitted at Council Bluffs, Omaha, Kansas City, Denver, Ogden, Cheyenne, Lincoln and Topeka, when tickets read via Union Pacific out of those points, not to exceed final limit of round trip tickets. Apply to agent immediately on arrival and deposit ticket. Within the limit, stop-overs will be granted at any point on Union Pacific R. R. between Council Bluffs, Omaha, Leavenworth or Kansas City (or points in Kansas and Nebraska east of and including Salina and Grand Island) and Denver or Cheyenne and beyond. (2) On all tickets reading over Union Pacific R. R. between Denver and destinations beyond Granger, Wyo. or Ogden, Utah.

The words "continuous passage" stamped or written on Union Pacific R. R. coupon will not prevent stop-over within transit limit of ticket as provided above, but the transit or final limit of any ticket will not be extended on account of passenger having stopped off, except as set forth herein.

Upon application to conductors at Pocatello, Idaho, and west thereof the O. S. L. will allow holders of tickets described below stop over at one or more points, not to exceed ten days beyond final limit of ticket; the O. R. & N. will allow stop-over not to exceed ten days at one or more points, but in no case beyond a final limit of twenty days after expiration of limit punched in contract--On all first and second-class tickets sold Denver, Cheyenne or east to Nampa, Idaho and west thereof, to points on O. S. L., O. R. & N. and O. & W.; to destinations on Great Northern Ry. west or north of Spokane and to destinations on the main line and branches of the S. P. Co. in Oregon.

For stop-overs on sleeping car tickets, see pages 73 and 74.

Redemption of Tickets. On application to the Auditor of Passenger Accounts, Omaha, Neb., unused tickets or portions thereof will be promptly redeemed at their proper value, if in the hands of the original purchaser.

Baggage. Only 150 pounds of personal baggage (200 pounds strictly in Nebraska) will be checked free for each adult and seventy-five pounds (100 pounds strictly in Nebraska) for each child of half-fare age holding proper transportation. No piece of baggage weighing in excess of 250 pounds will be checked.

Optional Routes. All one way and round trip tickets issued at, or east of, Chicago or St. Louis to Denver, Colorado, and points beyond, and to Medicine Bow, Wyoming, and beyond, and vice versa, reading via Union Pacific Railroad from or to Council Bluffs, Omaha, St. Joseph, Leavenworth, or Kansas City, will be honored from or to either of these points.

One way tickets issued at, or east of, Council Bluffs, Omaha, St. Joseph, Leavenworth, or Kansas City, to or through Green River, Wyoming, or vice versa, will be honored from or to either of these points.

A LOST AND FOUND ARTICLES DEPARTMENT is maintained at Omaha Union Station. Address W. W. KEEN, Station Master.

STANDARD PUBLICATIONS

Agricultural Bulletins. No postage required for bulletin.

These bulletins are issued periodically and contain statistics, crop reports, etc., of the states of Nebraska, Kansas, Colorado and Wyoming.

"A Los Angeles Limited Romance" by James French Dorrance. No postage required for booklet.

A short and interesting story detailing the experience and love affair of a young man on "The Los Angeles Limited," enroute to Los Angeles.

An Inland Voyage to Alaska. No postage required. An interesting description of the sights to be seen in the distant northern waters of the Pacific Ocean along the coast of Alaska.

"A Presidential Boy of Old Saint Louis." No postage required for booklet.

The pleasing and profitable chronicle of a boy of old Saint Louis who, for one day, was President of a great railroad system.

"Colorado." An interesting description of sights and scenes in the mountain country.

General Folder. No postage required for folder.

Carefully revised condensed through time tables and through car service to all western points. Also first-class map of that portion of the United States west of Chicago and St. Louis.

Going to Sea by Rail. Send 4 cents for postage.

Original sketches of the stupendous engineering across Great Salt Lake with a charming description of the mysterious inland sea.

Hotels and Resorts. No postage required for folder.

Gives the names and locations of the principal hotels along the Union Pacific, Oregon Short Line and Oregon Railroad & Navigation Company. Also gives the names of the principal Resorts, with rates, etc. Is very convenient for those who are looking for a summer or winter resort.

Leaflets. No postage required for leaflet.

Low Rate Colonist. Yellowstone Park. Nine Months' Tourist.
Yosemite Valley. Homeseekers. Lake Tahoe.
Puget Sound Points, etc., etc.

Los Angeles Limited Leaflet. 20 pages. No postage required for leaflet.

Brief description of the principal towns along the line of the Union Pacific from Omaha to Los Angeles via the Salt Lake Route.

Making Travel Safe. No postage required. A lucid description of the electrically driven mechanical devices that operate automatically to protect trains on the Union Pacific.

Map of the World. Send 25 cents for postage and map.

A wall map, size 44 x 62 inches, on cloth, carefully revised to date. All the ocean currents and steamship routes accurately shown. The new possessions of Uncle Sam—Hawaii, Philippine Islands, and Porto Rico—are shown in detail.

"Book of a Hundred Bears" by F. Dumont Smith.

12 mo. cloth binding (Illustrated) 50 cents.

A description of the wonders of Yellowstone National Park—a book that should be read by every American.

North Platte Valley Folder. No postage required. An accurate description of one of the finest farming regions in the West.

Pathfinder. No postage required for folder.

A folder of 80 pages devoted to local time schedules between Missouri River and Pacific Coast. Contains a complete list of stations, also connections with western stage lines and ocean steamships; through car service; baggage and Pullman Sleeping Car rates, and the principal ticket regulations, which are of great value as ready reference.

South Platte Valley Folder. Send 2 cents for postage and folder.

This 28-page publication is illustrated and contains valuable information about the resources of South Platte Valley, Colorado.

The Overland Route to the Road of a Thousand Wonders. Send 12 cents for postage and book.

72 pages, handsomely illustrated in colors, describing the route of the Union Pacific and Southern Pacific from Omaha to San Francisco.

Theatrical Date Book. Send 40 cents for postage and book.

This book gives full information about theatres, seating capacity, stage dimensions, etc., and is very useful for Theatrical Managers and Advance Agents of Theatrical Companies.

Union Pacific Outings.—"Fishing in Colorado and Wyoming." This beautifully illustrated booklet contains a rare description of the trout advantages afforded at different points along the Union Pacific.

Wyoming and Its Attractions. Send 2 cents for postage and pamphlet.

This pamphlet is pocket-folder size, illustrated, and descriptive of tours to principal points in the State of Wyoming.

Colorado Special

— A Solid Train Daily —

Chicago to Denver

via

Chicago, Milwaukee & St. Paul

and

Union Pacific

"The Safe Road to Travel"

Lv. Chicago - 10.30 a. m. Today
Lv. Omaha - 11.48 p. m. Today
Ar. Denver 1.30 p. m. Tomorrow

Electric Lighted Throughout

Standard Pullman Sleeping Cars, Free Reclining Chair Cars, Composite Observation Cars.

This train does not wait at Omaha for any Connection.

RETURNING

Lv. Denver - 4.15 p. m. Today
Ar. Chicago 8.45 p. m. Tomorrow

Electric Block Signals

DINING CAR MEALS and SERVICE

— "Best in the World" —

For information relative to rates, routes, etc., call on or address any representative mentioned on page 8.

THROUGH TOURIST CAR

Chicago to Seattle

via

Portland and Tacoma

Oregon - Washington Limited

Carries a Tourist Car

Chicago to Seattle

TRAIN ELECTRIC LIGHTED THROUGHOUT

Electric Block Signals

DINING CAR MEALS AND SERVICE
"BEST IN THE WORLD"
DUSTLESS - PERFECT TRACK

New Steel Passenger Equipment

40 per cent of Main Line
is Double Track

For information relative to rates, reservations, etc., call on or address any representative mentioned on page 8

THROUGH AND LOCAL TIME TABLES

Table 11. GOING WEST. Table 12. VIA OLD LINE. SPECIAL NOTICE. Includes train routes, times, and distances between Omaha, Ogden, San Francisco, and Los Angeles.

C-Central Time. M-Mountain Time. P-Pacific Time. A-Daily B-Daily, except Sunday. C-Tues., Thurs. and Sat. * Stop on signal. || Meals a Stops to leave passengers from east of Sparks. b Stops to take on passengers for points north of Granger. † Stops only to leave passengers.

THROUGH AND LOCAL TIME TABLES

Table 13. GOING WEST. BETWEEN ST. LOUIS, KANSAS CITY, LEAVENWORTH, DENVER, CHEYENNE, SAN FRANCISCO, PORTLAND, SEATTLE AND BUTTE. GOING EAST. Includes routes, mileages, and arrival/departure times for various stations.

B--Except Sunday. C--Central Time. M--Mountain Time. P--Pacific Time. B--Daily except Sunday. * Stop on Signal. || Meals.

SOUTHERN PACIFIC CO. SAN JOAQUIN VALLEY--THROUGH AND LOCAL TIME TABLES

Table 14. GOING SOUTH. BETWEEN SAN FRANCISCO AND LOS ANGELES. GOING NORTH. Includes routes, mileages, and arrival/departure times for various stations in the San Joaquin Valley.

C--Central Time. M--Mountain Time. P--Pacific Time. A--Daily. * Stop on Signal. || Meals.

350,000 ACRES RECLAIMED BY IRRIGATION

This land offers an unequalled opportunity to secure irrigated farms in a rich and fertile country. Under the Truckee-Carson Irrigation Project, water is now ready for delivery to about 50,000 acres, 30,000 acres of which, are Public Lands which have been thrown open to homestead entry and may now be filed upon by settlers.

THE UNION PACIFIC

HAND BOOK, RELATING TO THE OPERATION OF THE RECLAMATION ACT AND THE TRUCKEE-CARSON PROJECT, SENT FREE ON REQUEST.

For booklets and full information inquire of any representative mentioned on page 8, or Homeseekers' Information Bureau, 214 Bee Bldg., Omaha, Neb.



UNION PACIFIC
OREGON SHORT LINE
OREGON R.R. & NAV. CO.
OREGON & WASHINGTON
SOUTHERN PACIFIC
and
CONNECTIONS

UNION PACIFIC

SAN PEDRO, LOS ANGELES & SALT LAKE R. R.

Table 15.

63-A	Mis.	BETWEEN SALT LAKE AND CALIENTE	Ele- vation	62-A	64 A
8.00	0	Lv. SALT LAKE Utah Ar.	10.00	5.40	
8.30	13	Lv. Sandy " " Lv.	9.30	5.10	
8.40	17	Lv. Draper " " Lv.	9.18	4.65	
* 8.58	24	Lv. Point Mountain " " Lv.	* 8.59	* 4.40	
9.10	29	Lv. Lehi Junc. " " Lv.	8.45	4.30	
9.15	30	Lv. Lehi " " Lv.	8.38	4.25	
9.22	33	Lv. American Fork " " Lv.	8.27	4.18	
9.28	36	Lv. Pleasant Grove " " Lv.	8.18	4.11	
* 9.40	* 43	Lv. Lake View " " Lv.	* 8.00	* 3.58	
9.52	47	Lv. Provo " " Lv.	7.45	3.47	
*10.04	*10.18	Lv. Springville " " Lv.	* 7.31	* 3.37	
10.15	56	Lv. Spanish Fork " " Lv.	7.20	3.28	
*10.22	*10.37	Lv. Benjamin " " Lv.	* 7.12	* 3.21	
10.34	63	Lv. Payson " " Lv.	6.58	3.10	
*10.48	*11.05	Lv. Santaquin " " Lv.	* 6.44	* 3.00	
*11.04	*11.30	Lv. Starr " " Lv.	* 6.19	* 2.42	
*11.15	*11.42	Lv. Mona " " Lv.	* 6.07	* 2.32	
	*11.47	Lv. Burrston " " Lv.	* 6.02	* 2.28	
11.30	12.05	Lv. Nephi " " Lv.	5.44	2.15	
Arrive	12.48	Lv. Juab " " Lv.	5.01		
	2.03	Lv. Leamington " " Lv.	3.46		
	3.00	Lv. Lynn " " Lv.	3.30		
	4.55	Lv. Clear Lake " " Lv. 4593	1.15		
	6.30	Lv. Black Rock " " Lv. 4872	11.36		
	6.43	Lv. Malone " " Lv. 4896	11.22		
	7.09	Lv. Zenda " " Lv. 4952	10.54		
	8.20	Lv. Milford " " Lv. 4971	10.30		
	9.06	Lv. Thermo " " Lv. 5028	8.58		
	9.26	Lv. Nada " " Lv. 5060	8.39		
	9.40	Lv. Latimer " " Lv. 5073	8.26		
	10.10	Lv. Lund " " Lv. 5074	8.00		
	10.22	Lv. Ford " " Lv. 5150	7.44		
	10.34	Lv. Sahara " " Lv. 5190	7.30		
	10.58	Lv. Morton " " Lv. 5170	7.02		
	11.10	Lv. Escalante " " Lv. 5290	6.48		
	11.40	Lv. Modena " " Lv. 5457	6.30		
	12.40	Lv. Crestline Nev. " " Lv. 5971	5.40		
	1.12	Lv. Acoma " " Lv. 5520	5.06		
	1.33	Lv. Barclay " " Lv. 5311	4.46		
	2.08	Lv. Minto " " Lv.	4.15		
	2.40	Ar. Caliente " " Lv. 4407	3.40		

Table 16.

65-A	Mis.	BETWEEN SALT LAKE AND PAYSON	Ele- vation	66-A
4.10	0	Lv. SALT LAKE Utah Ar.	12.30	
4.40	13	Lv. Sandy " " Lv.	12.01	
4.55	17	Lv. Draper " " Lv.	11.50	
* 5.10	24	Lv. Point Mountain " " Lv.	* 11.35	
5.21	29	Lv. Lehi Junc. " " Lv.	11.25	
5.25	30	Lv. Lehi " " Lv.	11.19	
5.32	33	Lv. American Fork " " Lv.	11.12	
5.39	36	Lv. Pleasant Grove " " Lv.	11.05	
* 6.05	47	Lv. Provo " " Lv.	* 10.40	
* 8.15	52	Lv. Springville " " Lv.	* 10.25	
8.23	56	Lv. Spanish Fork " " Lv.	10.15	
* 8.50	58	Lv. Benjamin " " Lv.	* 10.08	
8.40	63	Ar. Payson " " Lv.	9.55	

Table 17.

51-A	Mis.	BETWEEN SALT LAKE CITY AND TINTIC	Ele- vation	52-A
7.45	0	Lv. SALT LAKE Utah Ar.	4260	6.00
* 7.58	5	Lv. Buena Vista " " Lv.	4233	5.45
8.24	17	Lv. Garfield " " Lv.	4250	5.25
* 8.56	27	Lv. Erda " " Lv.	4543	4.51
9.14	35	Lv. Tooele " " Lv.	4892	4.34
9.27	41	Lv. Stockton " " Lv.	5070	4.21
9.40	48	Lv. St. John " " Lv.	5023	4.06
* 9.56	54	Lv. Ajax " " Lv.	5056	3.51
*10.10	60	Lv. Faust " " Lv.	5247	3.38
*10.24	66	Lv. Vernon " " Lv.	5505	3.25
*10.40	74	Lv. Loggreen " " Lv.	5803	3.09
*10.51	79	Lv. Boulter " " Lv.	6060	2.58
11.05	85	Ar. Tintic " " Lv.	5839	2.45

Mixed 301-E	M L S	Table 19 BETWEEN MILFORD AND NEWHOUSE	Mixed 300-E	Mixed 201-A	M L S	Table 20 BETWEEN LEHI JUNC. AND TOPLIFF	Mixed 200-A
8.50	0	Lv. Milford Utah Ar.	5.55	9.15	0	Lv. Lehi Junc. Utah Ar.	4.30
* 9.20	6	Lv. Hickory " " Lv.	* 5.30	* 9.50	9	Lv. Reeves " " Lv.	* 5.50
* 9.40	11	Lv. Solus " " Lv.	* 5.15	* 10.20	15	Lv. Cedar Fort " " Lv.	* 5.28
10.40	17	Lv. Frisco " " Lv.	4.50	* 11.00	20	Lv. Fairfield " " Lv.	3.10
11.20	24	Ar. Newhouse " " Lv.	3.30	* 11.30	24	Lv. Five Mile Pass " " Lv.	* 2.10
					29	Ar. Topliff " " Lv.	* 1.40

A--Daily. B--Except Sunday. E--Tuesday, Thursday and Saturday.

UNION PACIFIC

Superb Train Service Chicago to California

San Francisco "Overland Limited" VIA Union Pacific "THE SAFE ROAD TO TRAVEL"

Leave Chicago daily at 7.00 P. M. via both C. M. & St. P., and C. & N. W., both trains consolidating at Omaha.
Lv. Omaha - - 8.15 A. M. Next Day
Ar. San Francisco 7.28 P. M. Fourth Day

Train Electric Lighted Throughout
STANDARD PULLMAN SLEEPING CARS
COMPOSITE OBSERVATION CAR

Electric Block Signals Dining Car Meals and Service "Best in the World"

For information relative to rates, routes, etc., call on or address any representative, mentioned on page 8.

UNION PACIFIC

New Through Train CHICAGO

to
Portland, Tacoma and Seattle
Every day
THE
OREGON-WASHINGTON LIMITED
via
CHICAGO & NORTH WESTERN

AND UNION PACIFIC "THE SAFE ROAD TO TRAVEL"

Lv. Chicago - - - 10.00 p. m. Today
Lv. Omaha - - - 12.40 p. m. Tomorrow
Ar. Portland - - - 8.00 p. m. Third day
Ar. Tacoma - - - 5.30 a. m. 4th day
Ar. Seattle - - - 7.15 a. m. Same day

Train Electric Lighted Throughout
Standard Pullman Sleeping Cars, Free Reclining Chair Cars, Composite Observation Car Chicago to Portland Tourist Sleeping Car Chicago to Seattle.

ELECTRIC BLOCK SIGNALS Dining Car Meals and Service "Best in the World"

For information relative to rates, etc., call on or address any representative mentioned on page 8

UNION PACIFIC

Low One-Way Colonist

Rates
effective daily
March 1 to April 15, Inclusive, 1910
To Points in
CALIFORNIA, OREGON, WASHINGTON, IDAHO, UTAH AND MONTANA
via

Union Pacific "The Safe Road To Travel"

Tickets good in comfortable tourist sleepers on payment of berth rate

THROUGH TRAINS DAILY
Equipment and Service The Best
That Money Can Buy

Electric Block Signals Dining Car Meals and Service "Best in the World"

For information relative to routes, rates, etc., call on or address any representative mentioned on page 8

SOUTHERN PACIFIC CO., COAST LINE--THROUGH AND LOCAL TIME TABLES

Table 23. GOING SOUTH / SAN FRANCISCO, LOS ANGELES AND REDLANDS / GOING NORTH. Includes columns for station names, routes, and arrival/departure times.

C--Central Time. M--Mountain Time. P--Pacific Time. A--Daily. B--Daily except Sunday. * Stops on Signal. † Stops only to leave passengers. || Meals.

SOUTHERN PACIFIC CO., SHASTA ROUTE--THROUGH AND LOCAL TIME TABLES

Table 24. GOING NORTH / BETWEEN SAN FRANCISCO, SACRAMENTO, PORTLAND AND SEATTLE / GOING SOUTH. Includes columns for station names, routes, and arrival/departure times.

C--Central Time. M--Mountain Time. P--Pacific Time. A--Daily. * Stops on Signal. † Stops only to leave passengers. || Meals.

UNION PACIFIC THROUGH AND LOCAL TIME TABLES

Table 25.

Table 25: Union Pacific Through and Local Time Tables. Includes columns for 'GOING WEST' and 'GOING EAST' with routes between Omaha and Denver. Lists stations like U.P. Transfer, Omaha, Seymour, So. Omaha, Papillion, Millard, Lane, Elkhorn, Waterloo, Valley, Fremont, North Bend, Schuyler, Columbus, Clarke, Central City, Chapman, Grand Island, Wood River, Shelton, Gibbon, Kearney, Watson's Ranch, Elm Creek, Lexington, Cozad, Cothenburg, Brady Island, North Platte, Sutherland, Ogallala, Julesburg, Ovid, Sedgwick, Red Lion, Proctor, Powell, Hayford, Sterling, Atwood, Merino, Balzac, Union, Cooper, Snyder, Dodd, Fort Morgan, Weldon, Goodrich, Orchard, Masters, Canton, Hardin, Kersey, La Salle, Peckham, Cilcrest, Platteville, Lupton, Brighton, Henderson, Hazeltine, Dupont, Pulman, and DENVER. Includes arrival and departure times and fares.

No. 16 will stop at stations in Nebraska to let off passengers from Colorado. No. 15 will stop at stations between Omaha and Grand Island, on flag, to take on passengers destined to points in Colorado. No. 15 will stop at Sutherland for passengers destined to Colorado points. No. 11 will stop at stations in Nebraska, on flag, to take on passengers destined to Denver and beyond. No. 11 will stop at Sutherland and Ogallala for passengers ticketed to Denver and beyond. No. 12 will stop at stations in Nebraska to let off passengers from Colorado.

For additional trains between LaSalle and Denver see page 34. C--Central Time, M -Mountain Time, P--Pacific Time. * Stop on Signal.

Table 26. NEBRASKA DIVISION BRANCH LINES

Table 26: Nebraska Division Branch Lines. Table with columns for 'Stroms-burg Local 27-B', 'Miles', 'Elevation', 'Stroms-burg Local 28-B', and 'Miles'. Lists routes between Omaha, Valley, and Central City via Valparaiso. Includes stations like Co. Bluffs, Omaha, So. Omaha, Valley, Yutan, Mead, Wahoo, Weston, Touhy, Valparaiso, Loma, Brainerd, Yanka, David City, Foley, Rising City, Shelby, Osceola, Stromsburg, Durant, Polk, Hordville, Heber, and Central City.

Table 27: Table with columns for '43-B', '25-41-B', '23-B', 'Miles', 'Elevation', '42-B', '24-B', and '44 and 26-B'. Lists routes between Valparaiso and Beatrice. Includes stations like Valparaiso, Agnew, Raymond, Lincoln, Lincoln, Jamaica, Hanlon, Princeton, Cortland, Pickrell, and Beatrice.

Table 28: Table with columns for 'Motor 142-B', 'Mixed 174-B', 'Lincoln Local 126-B', 'Miles', 'Elevation', 'Motor 141-B', 'Mixed 173-B', and 'Lincoln Local 125-B'. Lists routes between Beatrice and Manhattan. Includes stations like Beatrice, Holmesville, Blue Springs, Barneston, Oketo, Marietta, Hull, Marysville, Schroyer, Blue Rapids, Irving, Florena, Cleburne, Randolph, Carris'n Cr's'g, Stockdale, and Manhattan.

Table 29: Table with columns for 'Mixed 77-B', 'Norfolk Local 29-A', 'Miles', 'Elevation', 'Norfolk Local 30-A', and 'Mixed 78-B'. Lists routes between Columbus and Oshkosh. Includes stations like Columbus, Oconee, Platte Center, Tarnov, Humphrey, Madison, Enola, Warnerville, Norfolk, and Oshkosh.

A--Daily, B--Daily, except Sun. S--Daily, except Sat. * Stop on Signal. Mixed, Freight and Passenger. X--Mon., Wed. and Fri. Z--Tue., Thur. and Sat.

Table 30: Table with columns for 'Mixed 79-B', 'Albion Local 31-B', 'Miles', 'Elevation', 'Albion Local 32-B', and 'Mixed 80-B'. Lists routes between Columbus and Albion. Includes stations like Columbus, Oconee, Munroe, Genoa, Woodville, St. Edward, Boone, and Albion.

Table 31: Table with columns for 'Mixed 79-B', 'Spald'g Local 31-B', 'Miles', 'Elevation', 'Albion Local 32-B', and 'Mixed 80-B'. Lists routes between Columbus and Spalding. Includes stations like Columbus, Oconee, Genoa, Kent, Fullerton, Belgrade, Cedar Rapids, Primrose, and Spalding.

Table 32: Table with columns for 'Mixed 83-B', 'Ord Local 35-B', 'Miles', 'Elevation', 'Ord Local 36-B', and 'Mixed 84-B'. Lists routes between Grand Island and Ord. Includes stations like Grand Island, St. Libory, St. Paul, Elba, Cotesfield, Scotia, North Loup, and Ord.

Table 33: Table with columns for 'Motor 39-B', 'Mixed 87-B', 'Loup Local 37-B', 'Miles', 'Elevation', 'Loup Local 38-B', 'Mixed 88-B', and 'Motor 40-B'. Lists routes between Grand Island and Loup City. Includes stations like Grand Island, St. Paul, Dannebrog, Boelus, Boelus, Rockville, Austin, and Loup City.

Table 34: Table with columns for 'Mixed 91-B', 'Miles', 'Elevation', 'Mixed 92-B'. Lists routes between St. Paul and Pleasanton. Includes stations like St. Paul, Boelus, Nantasket, So. Ravenna, Poole, and Pleasanton.

Table 35: Table with columns for 'Mixed 97-B', 'Motor 95-B', '93-B', 'Miles', 'Elevation', 'Motor 94-B', 'Motor 96-B', and 'Mixed 98-B'. Lists routes between Kearney and Callaway. Includes stations like Kearney, Glenwood, Riverdale, Amherst, Watertown, Miller, Sumner, Eddyville, Lomax, Oconto, Lodi, and Callaway.

Table 36: Table with columns for '97-B', 'Miles', 'Elevation', '98-B'. Lists routes between North Platte and Oshkosh. Includes stations like North Platte, O'Fallons, Glenburnie, Sarben, Nevens, Keystone, Martin, Lemoyne, Belmar, Ruthon, Wellen, Lutherville, Oshkosh, Lisco, Broadwater, and Northport.

UNION PACIFIC

UNION PACIFIC

UNION PACIFIC

UNION PACIFIC

KANSAS DIVISION BRANCH LINES

Table 37.

Motor 171-B	Motor 123-B	Mls.	BETWEEN LEAVENWORTH AND LAWRENCE	Eleva-tion	Mls.	Motor 124-B	Mixed 172-B
4.00	9.20	0	Lv. Leavenworth Kan. Ar.	772	34	4.15	11.55
4.17	9.30	4	Lv. Le'v'n'rth Jc. " "	763	30	4.08	11.40
4.35	9.35	5	Lv. Lansing " "	792	29	4.01	11.30
4.55	9.50	11	Lv. Fairmount " "	948	24	3.49	11.10
5.07	9.58	15	Lv. Hoge " "	857	20	3.37	10.45
5.40	10.18	21	Lv. Tongaxie " "	854	13	3.20	10.18
6.00	10.32	26	Lv. Reno " "	849	8	3.07	9.40
8.30	10.55	34	Ar. Lawrence " "	825	0	2.45	9.10

Table 38.

Mixed 177-B	Mixed 175-B	Belle-ville Local 127-B	Mls.	BETWEEN JUNCTION CITY AND BELLEVILLE via Lawrenceburg	Eleva-tion	Mls.	Belle-ville Local 128-B	Mixed 176-B	Mixed 178-B
6.00	2.50	0	Lv. Junction City Kan. Ar.	1075	80	11.40	8.50		
6.30	3.10	8	Lv. Alida " "	1099	72	11.17	8.10		
6.50	3.23	14	Lv. Milford " "	1109	66	11.04	7.40		
7.30	3.37	19	Lv. Wakefield " "	1144	61	10.49	7.20		
7.55	3.58	28	Lv. Broughton " "	1166	52	10.25	6.40		
8.55	4.10	33	Lv. Clay Center " "	1194	47	10.05	6.25		
9.17	4.32	41	Lv. Morganville " "	1232	39	9.45	4.60		
9.29	4.50	49	Lv. Clifton " "	1261	31	9.29	4.35		
9.50	4.65	50	Lv. Vining " "	1271	30	9.25	4.15		
10.25	5.10	56	Lv. Clyde " "	1293	24	9.12	4.15		
2.45	10.45	63	Lv. La'renc'burg " "	1322	17	8.55	3.55	12.25	
3.15	11.15	63	Lv. Concordia " "	1359	24	8.36	3.25	11.55	
12.25	8.20	63	Lv. La'renc'burg " "	1322	17	8.08	2.45		
12.45	8.29	65	Lv. Hollis " "	1325	15	8.02	2.35		
1.00	8.45	71	Lv. Talmo " "	1356	10	7.50	2.15		
1.50	7.10	80	Ar. Belleville " "	1540	0	7.25	1.50		

Table 39.

Mixed 183-B	135-B	Mls.	BETWEEN SALINA AND PLAINVILLE	Eleva-tion	Mls.	136-B	Mixed 184-B
8.50	4.00	0	Lv. Salina Kan. Ar.	1222	104	10.10	4.30
9.10	4.18	0	Lv. Shipton " "	1237	97	9.54	3.45
9.40	4.30	12	Lv. Culver " "	1259	99	9.40	3.25
10.40	4.47	19	Lv. Tescott " "	1291	85	9.25	2.50
11.05	5.00	24	Lv. Beverly " "	1318	79	9.12	2.20
12.10	5.30	35	Lv. Lincoln Ce'er " "	1358	69	8.45	1.30
12.40	5.45	41	Lv. Vesper " "	1352	63	8.30	1.20
1.25	6.00	47	Lv. Sylvan Grove " "	1440	56	8.15	1.45
2.10	6.40	56	Lv. Lucas " "	1486	47	7.55	1.40
3.00	7.00	66	Lv. Wald " "	1570	38	7.00	0.95
3.30	7.15	72	Lv. Paradise " "	1713	32	6.40	0.85
4.10	7.35	79	Lv. Natoma " "	1624	24	6.21	0.80
4.50	7.55	87	Lv. Natoma " "	1624	16	6.03	0.70
5.30	8.15	95	Lv. Codell " "	1974	8	5.45	0.70
6.10	8.35	104	Ar. Plainville " "	2149	0	5.45	0.70

Table 40.

Mixed 179-B	Beloit Local 131-B	Mls.	BETWEEN SOLOMON AND BELOIT	Eleva-tion	Mls.	Beloit Local 132-B	Mixed 180-B
8.00	3.20	0	Lv. Solomon Kan. Ar.	1169	57	10.35	5.00
8.30	3.36	6	Lv. Niles " "	1187	51	10.17	4.25
9.15	3.42	9	Lv. Verdi " "	1197	48	10.10	4.10
9.45	3.56	15	Lv. Bennington " "	1218	42	9.57	3.58
9.42	4.10	21	Lv. Lindsey " "	1238	36	9.42	3.25
11.00	4.20	23	Lv. Minneapolis " "	1251	34	9.35	3.10
12.05	4.51	35	Lv. Delphos " "	1295	23	9.04	2.05
12.35	5.10	42	Lv. Glasco " "	1315	16	8.46	1.35
1.10	5.24	47	Lv. Simpson " "	1330	11	8.33	1.10
1.25	5.33	50	Lv. Asherville " "	1342	8	8.24	1.25
2.00	5.50	57	Ar. Beloit " "	1377	0	8.05	1.20

Table 41.

1-A	Mls.	LARAMIE, HAHN'S PEAK AND PAC. RY. R. D. STEWART, Sup't, Laramie, Wyo.	Eleva-tion	Mls.	2-A
7.00	0	Lv. Laramie Wyo. Ar.	39	5.00	
7.20	8	Lv. Plains " "	31	4.43	
7.35	15	Lv. Overland " "	24	4.28	
7.50	18	Lv. Millbrook " "	21	4.15	
8.05	21	Lv. Hatton " "	18	4.03	
8.25	25	Lv. Sheep M'tain " "	14	3.48	
8.45	30	Lv. Centennial " "	9	3.35	
9.05	34	Lv. Deerwood " "	5	3.20	
9.25	39	Ar. Albany " "	0	3.00	

Table 42.

1-A	Mls.	SARATOGA AND ENCAMPMENT RY. F. J. CRAMER, Sup't, Saratoga, Wyo.	Eleva-tion	Mls.	2-A
11.30	0	Lv. Walcott Wyo. Ar.	45	10.30	
1.30	24	Lv. Saratoga " "	21	9.15	
2.45	45	Ar. Encampment " "	0	8.00	

Table 43.

Mixed 181-B	McPherson Local 133-B	Mls.	BETWEEN SALINA AND MCPHERSON	Eleva-tion	Mls.	McPherson Local 134-B	Mixed 182-B
9.15	3.55	0	Lv. Salina Kan. Ar.	1222	35	8.45	3.30
9.40	4.15	8	Lv. Mentor " "	1260	27	8.22	2.55
10.00	4.25	12	Lv. Assaria " "	1277	23	8.13	2.40
10.15	4.33	16	Lv. Bridgeport " "	1296	19	8.05	2.25
10.50	4.47	21	Lv. Lindsborg " "	1324	14	7.53	2.00
11.22	5.08	30	Lv. Hilton " "	1513	5	7.32	1.18
11.40	5.20	35	Ar. McPherson " "	1486	0	7.20	1.00

Table 44.

Mixed 187-B	Mls.	BETWEEN MENOKEN AND ONAGA	Eleva-tion	Mls.	Mixed 188-B
1.00	0	Lv. Menoken Kan. Ar.	898	37	10.15
1.45	8	Lv. Grove " "	940	29	9.35
2.25	16	Lv. Delia " "	973	22	8.45
3.20	23	Lv. Emmet " "	1024	15	8.15
3.40	33	Lv. Aiken " "	1170	4	7.45
4.30	37	Ar. Onaga " "	1101	0	7.10

Table 45.

Mixed 185-B	135-B	Mls.	BETWEEN PLAINVILLE AND OAKLEY	Eleva-tion	Mls.	Mixed 136-B	Mixed 186-B
6.30	8.10	0	Lv. Plainville (M T) Kan. Ar.	2149	122	4.35	5.00
9.35	9.30	34	Lv. Hill City " "	2176	87	2.50	1.50
12.45	10.50	67	Lv. Hoxie " "	2646	55	1.32	11.20
2.40	12.10	100	Lv. Colby " "	3135	22	12.10	9.30
4.00	1.10	122	Ar. Oakley " "	3044	0	11.15	8.30

Table 46.

Mixed 193-B	Mixed 191-B	121-B	Mls.	BETWEEN LEAVENWORTH AND MILTONVALE	Eleva-tion	122-B	Mixed 192-F	Mixed 196-B
7.00	8.00	0	Lv. Leavenworth Kan. Ar.	772	6.30	F 1.00		
8.25	8.40	15	Lv. Easton " "	908	5.24	B 1.35		
9.30	9.10	24	Lv. Winchester " "	1163	4.50	10.40		
10.30	9.45	35	Lv. Valley Falls " "	915	4.15	9.20		
11.10	10.10	44	Lv. Arrington " "	932	3.47	8.30		
11.30	10.18	46	Lv. Larkinsburg " "	943	3.40	8.15		
12.30	10.50	55	Lv. Drake " "	975	3.25	7.50		
1.10	11.10	63	Lv. Holton " "	1015	3.10	7.30		
1.50	11.30	69	Lv. Circleville " "	1104	2.50	6.40		
2.20	11.50	76	Lv. Soldier " "	1170	2.20	5.35		
3.00	12.20	82	Ar. Onaga " "	1101	2.00	B 6.00		
6.30	12.20	82	Lv. Onaga " "	Ar. 1101	2.00	7.00		
6.50	12.45	91	Lv. Wheaton " "	1498	1.35	6.20		
7.30	1.05	96	Lv. Blaine " "	1509	1.05	Mixed 5.10		
8.25	1.30	103	Lv. Fostoria " "	1463	1.25	194-B 4.10		
9.20	1.50	109	Lv. Olsburg " "	1432	1.20	3.10		
9.55	2.20	116	Lv. Garrison " "	1064	1.41	Ar 6.00		
10.00	2.30	117	Lv. Garrison Cross'g " "	1055	1.38	5.50		
7.45	3.00	128	Lv. Leonardville " "	1380	1.05	5.05		
8.20	3.15	135	Lv. Lasita " "	1425	1.04	4.15		
9.00	3.25	139	Lv. Green " "	1394	1.03	3.25		
10.05	4.10	147	Lv. Clay Center " "	1194	10.05	2.50		
11.00	4.35	155	Lv. Idana " "	1257	9.45	2.10		
11.30	5.15	166	Ar. Miltonvale " "	1378	9.10	1.30		

Table 47.

Mixed 126-A	Mls.	BETWEEN ECHO AND PARK CITY	Eleva-tion	Mls.	Mixed 125-A
10.00	0	Lv. Echo Utah Ar.	5454	28	8.20
10.40	5	Lv. Coalville " "	5568	23	8.05
11.10	13	Lv. Wanship " "	5841	15	7.40
12.40	28	Ar. Park City " "	6993	0	7.00

Table 48.

Motor 167-A	Motor 165-A	Motor 163-A	Motor 161-A	Mls.	BETWEEN DENVER AND BOULDER	Motor 160-A	Motor 162-A	Motor 166-A	Motor 168-A
3.00	7.10	0	Lv. Denver Colo. Ar.	11.00	7.15				
3.50	8.00	22	Ar. St. Vrain " "	Ar. 10.10	6.25				
5.35	9.15	0	Lv. Brighton " "	Ar. 8.45	4.40				
5.55	9.40	8	Ar. St. Vrain " "	Ar. 8.30	4.20				
6.25	10.10	0	Lv. St. Vrain " "	Ar. 10.10	6.25	8.00	3.50		
6.40	10.30	3.50	Lv. Erie " "	Ar. 9.50	6.10	7.35	3.25		
7.10	11.10	4.40	Ar. Boulder " "	Ar. 9.20	5.35	7.00	2.45		

Table 49.

Motor 175-A	Motor 171-A	Motor 173-A	Motor 169-A	Mls.	BETWEEN ST. VRAIN AND DACONO	Motor 172-A	Motor 176-A	Motor 170-A	Motor 174-A
5.55	9.40	3.50	0	Lv. St. Vrain Colo. Ar.	10.10	6.25	8.30	4.20	
6.10	9.55	4.05	8.15	3	Ar. 9.55	6.10	8.15	4.05	

SOUTHERN PACIFIC CO., BRANCH LINES

Table 50.

52-506-A	86-A	36-502-A	Mls.	BETWEEN SAN FRANCISCO, LOS CATOS AND WRIGHT Via Santa Clara	505-A 45-B	501-53-A	557-A
5.40	3.40	7.00	Lv. San Francisco Cal. Ar.	9.00			

THROUGH AND LOCAL TIME TABLES

Table 46.

Main table with columns for 'GOING WEST', 'MILES', 'ROUTE', 'Elevation', 'GOING EAST', and various station names like Grand Island, North Platte, Colorado, Denver, etc.

A--Daily. B--Daily, except Sunday. C--Central Time. M--Mountain Time. P--Pacific Time. * Stop on signal. || Meals.

OREGON SHORT LINE RAILROAD CO.

Table 65. GOING WEST

Table 65: GOING WEST. Schedule for SALT LAKE CITY, OGDEN, HUNTINGTON AND BEYOND. Columns include Motor, Cache Valley Express, Idaho Express, Butte & Portland Express, and Butte & Portland. Rows list stations from Salt Lake City to Seattle.

* Stops on signal. a Stops to leave passengers from points west or north of Pocatello. M--Mountain Time. P--Pacific Time.

OREGON SHORT LINE RAILROAD CO.

Table 66. GOING WEST

Table 66: GOING WEST. Schedule for SALT LAKE CITY, OGDEN, BUTTE AND BEYOND. Columns include Motor, Cache Valley Express, Idaho Express, Butte Express, and Butte Express. Rows list stations from Salt Lake City to Butte.

* Stops on signal. a Stops to leave passengers from points west and north of Pocatello. C--Except Saturday. M--Mountain Time.

UNION PACIFIC

UNION PACIFIC

OREGON SHORT LINE RAILROAD CO. BRANCH LINES

Table 67.

14-Daily	20-Daily	36-Daily	4-Daily	22-Daily	34-Daily	12-Daily	24-Daily	32-Daily	2-Daily	38-Daily	Miles	BETWEEN OGDEN AND SALT LAKE		Elevation	31-Daily	13-Daily	23-Daily	21-Daily	3-Daily	33-Daily	11-Daily	35-Daily	19-Daily	9-Daily
9.50	5.45	4.40	4.00	2.30	11.25	10.40	9.00	8.40	7.15	6.30	0	Lv. Ogden	Utah Ar.	4296	8.10	8.50	11.15	2.05	3.30	4.25	5.25	6.20	7.10	12.55
*10.10	6.03	*5.04		*2.42	*11.36	10.51		*8.54		*6.42	6	Lv. Roy	Utah Ar.	4390		*8.40	*11.04	*1.53		*4.13	5.13	*6.09	*6.55	*12.44
*10.17	6.14	*5.11		*2.54	*11.50	11.07		*8.59		*6.50	10	Lv. Clearfield	Utah Ar.	4451		*8.34	*10.57			*4.06	5.04	*6.03	*6.48	*12.38
*10.20	6.18	*5.14		*2.59	*11.54	11.07		9.05		*7.39	14	Lv. Layton	Utah Ar.	4360		*8.25	10.48	*1.38		*3.58	4.55	*5.53	*6.40	*12.28
*10.28	6.28	*5.21		*3.07	*12.02	11.15		9.09		*7.43	18	Lv. Kayaville	Utah Ar.	4262		*8.20	10.45	*1.35		*3.55	4.49	*6.36	*6.56	*12.22
*10.37	6.38	*5.30		*3.18	*12.10	11.28		9.17		*7.52	22	Lv. Farmington	Utah Ar.	4231		8.11	10.37	*1.24		*3.46	4.39	*5.40	*6.29	*12.11
10.55	6.50	5.45	5.05	3.35	12.30	11.50	10.00	9.29	8.05	7.18	28	Lv. Woods Cross	Utah Ar.	4297		7.58	*10.26	*1.14		*3.35	4.29	*5.30	*6.17	*11.68
								9.50	8.20	7.35	36	Lv. SALT LAKE	Utah Ar.	4253	7.10	7.45	10.10	1.00	2.25	3.20	4.15	5.15	6.05	11.45

Table 68.

133-A	Mixed	Motor	BETWEEN BRIGHAM AND MALAD		Elevation	134-A	Motor	Mixed
6.35	10.15	9.55	Lv. Brigham	Utah Ar.	4305	9.15	4.00	12.15
6.47	10.30	10.07	Lv. Corinne	Utah Ar.	4227	8.57	3.37	11.59
*6.56	10.43	*10.16	Lv. Waukegan	Utah Ar.		*8.47	*3.27	11.50
*7.01	11.00	*10.21	Lv. Evans	Utah Ar.		*8.41	*3.21	11.44
*7.06	11.10	*10.26	Lv. Bonita	Utah Ar.		*8.36	*3.16	11.37
*7.11	11.20	*10.31	Lv. Elwood	Utah Ar.	5348	*8.31	*3.11	11.30
7.16	11.40	10.43	Lv. Tremonton	Utah Ar.		8.27	3.07	11.20
7.24	12.30	10.53	Lv. Garland	Utah Ar.	4248	8.20	2.57	10.53
8.40	2.15	12.10	Lv. Malad	Utah Ar.		7.10	1.45	8.00

Table 69.

141-A	143-A	11-A	BETWEEN CACHE JUNCTION AND PRESTON		Elevation	12-A	144-A	142-A
6.45	11.20	7.30	Lv. Cache Junction	Utah Ar.	4445	8.35	5.25	10.45
7.00	11.38	7.45	Lv. Mendon Jct.	Utah Ar.	4436	8.18	5.07	10.22
7.50	12.29	8.05	Lv. Logan	Utah Ar.	4499	8.00	4.18	9.30
	12.50	8.25	Lv. Smithfield	Utah Ar.	4554	7.37	3.58	
	1.02	8.42	Lv. Richmond	Utah Ar.	4529	7.22	3.42	
	1.18	9.02	Lv. Franklin	Utah Ar.		7.04	3.23	
	1.35	9.30	Lv. Preston	Ida. Ar.	4718	6.45	3.05	

Table 70.

141-A	143-A	BETWEEN MENDON AND LOGAN JCT.		142-A	144-A	Mixed	151-B	Table 71.	Elevation	Mixed	
7.00	11.38	Lv. Mendon	Ar.	10.22	5.07			BETWEEN BLACKFOOT AND MACKAY		202-B	
7.15	11.52	Lv. Wellsview	Ar.	10.07	4.55			Lv. Blackfoot	Ar.	4497	6.25
7.30	12.04	Lv. Hyrum	Ar.	9.55	4.43	8.25	0	Lv. Arco	Ar.	5318	3.50
*7.42	12.17	Lv. Sugar Fact.	Ar.			11.05	59	Lv. Mackay	Ar.	5897	2.45
7.46	12.21	Lv. Logan Jct.	Ar.	9.37	4.25	12.10	85				

Table 72.

13-A	171-A	169-A	167-A	165-A	Mixed	BETWEEN NAMPA AND BOISE		Elevation	Mixed	166-A	14-A	168-A	170-A	172-A
10.45	7.15	6.35	3.40	10.30	4.00	Lv. Nampa	Ar.	2487	3.40	7.45	8.15	3.10	5.45	6.05
11.30	8.00	7.20	4.25	11.15	4.50	Lv. Boise	Ar.	2460	2.50	7.00	7.30	2.25	5.00	5.20

Table 73.

Mixed	179-A	BETWEEN ONTARIO AND VALE		Elevation	Mixed	180-A	Table 74.	Elevation	Mixed
9.30	0	Lv. Ontario	Ar.	2153	4.00		BETWEEN WYOMING WESTERN R. R.		152-B
9.42	4	Lv. Cairo	Ar.		3.35	3.00	Lv. Cumberland	Ar.	8.45
10.10	15	Lv. Vale	Ar.	4400	3.05	3.45	Lv. Glencoe Jct.	Ar.	8.00

Table 75.

215-A	113-A	Mls.	BETWEEN IDAHO FALLS AND YELLOWSTONE		Elevation	114-A	216-A
9.15	4.15	0	Lv. Idaho Falls	Idaho Ar.	4699	11.15	7.50
9.51	4.51	14	Lv. Rigby	Idaho Ar.	4949	10.40	7.15
10.01	5.01	19	Lv. Lorenzo	Idaho Ar.	4848	10.30	7.05
10.21	5.21	27	Lv. Rexburg	Idaho Ar.	4861	10.10	6.45
10.48	5.48	37	Lv. St. Anthony	Idaho Ar.	4968	9.45	6.20
11.25	6.25	52	Lv. Ashton	Idaho Ar.		9.05	5.40
11.30	6.30	53	Lv. Marysville	Idaho Ar.		9.00	5.35
		58	Lv. Warm River	Idaho Ar.			
		107	Lv. Yellowstone	Mont. Ar.			

Table 76.

159-A	BETWEEN SHOSHONE AND KETCHUM		160-A	Table 77.		2-B	4-B
10.50	0	Lv. Shoshone	Idaho Ar.	5.05	4.00	7.00	9.05
11.25	16	Lv. Richfield	Idaho Ar.	4.25	4.30	7.30	8.35
1.00	52	Lv. Bellevue	Idaho Ar.	2.50	4.40	7.40	8.25
1.20	57	Lv. Halley	Idaho Ar.	2.35	4.40	7.40	8.25
1.50	70	Lv. Ketchum	Idaho Ar.	2.05	4.55	8.00	8.05

Table 78.

155-A	153-A	Mls.	MINIDOKA & SOUTHWESTERN R. R. CO.		154-A	156-A	1-A
4.15	10.00	0	Lv. Minidoka	Idaho Ar.	9.00	10.00	7.00
4.32	10.17	8	Lv. Acequia	Idaho Ar.	8.42	9.40	6.15
4.44	10.29	13	Lv. Rupert	Idaho Ar.	8.32	9.25	6.00
4.58	10.43	20	Lv. Heyburn	Idaho Ar.	8.17	9.10	5.15
5.04	10.49	22	Lv. Burley	Idaho Ar.	8.09	9.02	5.00
5.16	11.01	26	Lv. Starr's Ferry	Idaho Ar.	7.57	8.50	
5.31	11.16	33	Lv. Milner	Idaho Ar.	7.44	8.37	
5.50	11.36	42	Lv. Murtaugh	Idaho Ar.	7.23	8.22	
6.16	12.01	53	Lv. Kimberly	Idaho Ar.	7.03	7.54	
6.30	12.15	59	Lv. Twin Falls	Idaho Ar.	6.50	7.40	
7.20	1.05	74	Lv. Buhl	Idaho Ar.	6.00	6.35	

Table 79.

Mixed	3-B	Mls.	PACIFIC & IDAHO NORTHERN RAILWAY		Mixed	4-B
8.30	0	Lv. Weiser	Idaho Ar.	6.12	6.12	
9.12	14	Lv. Crane	Idaho Ar.	5.26	5.26	
9.44	24	Lv. Barton	Idaho Ar.	4.50	4.50	
9.59	27	Lv. Diamond Sp'gs.	Idaho Ar.	4.40	4.40	
10.20	32	Lv. Midvale	Idaho Ar.	4.22	4.22	
11.53	60	Lv. Council	Idaho Ar.	2.52	2.52	
12.29	69	Lv. Hot Springs	Idaho Ar.	2.20	2.20	
1.00	76	Lv. Evergreen	Idaho Ar.	2.00	2.00	

Table 80.

Mixed	2-A	Mls.	IDAHO SOUTHERN RY.		Mixed
11.30	0	Lv. Gooding	Idaho Ar.	7.00	7.00
1.15	8	Lv. Bennett	Idaho Ar.	6.00	6.00
1.25	13	Lv. Wendell	Idaho Ar.	5.15	5.15
1.40	18	Lv. Appleton	Idaho Ar.	5.00	5.00
1.50	24	Lv. Jerome	Idaho Ar.		

A--Daily. B--Daily, except Sun. C--Tues., Thur. and Sat. only. E--Mon., Wed. and Fri. only. * Stop on Signal. Mixed, Freight and Passenger. P--Pacific Time. || Meals.

UNION PACIFIC

UNION PACIFIC

OREGON RAILROAD & NAVIGATION CO. BRANCH LINES

Table 81.

60-A	46-A	8-A	Miles	Between Pendleton, Grange City and Spokane		Elevation	7-A	45-A	57-A	59-A	6-A	8-A	4-A	Miles	BETWEEN UMATILLA, GRANGE CITY AND SPOKANE		Elevation	3-A	7-A	5-A
	5.25	7.30	0	Lv. Pendleton	Ore. Ar.	1070	5.00	8.40			3.30		12.45	0	Lv. Umatilla	Ore. Ar.	300	2.55		2.00
	5.45		11	Lv. Eastland	Ar.			8.20			4.15		1.25	27	Lv. Wallula	Wash. Ar.	327	2.00		12.45
	5.50	7.55	13	Lv. Adams	Ar.	1575	4.25	8.15			6.25	11.50	3.25	93	Lv. Grange City Jct.	Ar.		11.59	12.30	10.35
	6.10	8.15	22	Lv. Weston	Ar.	1796	4.05	7.50			6.35	11.59	3.35	98	Lv. Riparia	Ar.	549	11.45	12.22	10.25
	6.25		27	Lv. Blue Mountain	Ar.	1460		7.35			7.35	1.02		122	Lv. La Crosse	Ar.	1479		11.30	9.30
	6.50		40	Lv. Spofford	Ar.			7.10			8.05	1.25	4.55	134	Lv. Winona	Ar.		10.35	11.10	9.05
4.35	7.05	9.15	47	Lv. Walla Walla	Wash. Ar.	920	3.00	7.00	6.40	10.55	8.20	1.40		138	Lv. Endicott	Ar.			10.57	8.55
4.55	7.50	10.05	54	Lv. Valley Grove	Ar.	883		Leave	*6.10	*10.35	9.10	2.35		158	Lv. Colfax	Ar.	1961		10.10	8.10
5.30	8.15	10.15	67	Lv. Prescott	Ar.	1039	2.10		5.50	10.05	10.20	3.20		176	Lv. Garfield	Ar.	2470		9.32	7.25
5.40	8.30	10.15	72	Lv. Bolles	Ar.	1165	1.55		5.15	9.45	10.20	3.40		185	Lv. Farmington	Ar.	2528		9.15	7.05
5.50	8.45	10.15	76	Lv. Menoken	Ar.			Leave	5.50	10.05	10.35	3.55	6.50	191	Lv. Seltice	Ar.	2620	8.55	9.00	6.45
5.50	8.55	10.15	81	Lv. Starbuck	Ar.	645	12.45		5.50	10.05	10.50	4.10	7.05	197	Lv. Tekoa	Ar.	2485	8.40	8.45	6.30
5.50	8.55	10.15	95	Lv. Starbuck	Ar.	645	12.45		5.50	10.05	10.50	4.10	7.05	197	Lv. Fairfield	Ar.	2558			6.00
5.50	8.55	10.15	98																	

UNION PACIFIC

UNION PACIFIC

TOURIST CAR SERVICE

TO AND FROM CHICAGO, OMAHA, KANSAS CITY, DENVER, COLORADO POINTS AND THE PACIFIC COAST

DAILY PULLMAN TOURIST SLEEPING CARS

OMAHA TO DENVER				DENVER TO OMAHA			
Lv. Omaha	Un. Pacific	3.50	To-day	Lv. DENVER	Un. Pacific	10.30	To-day
Ar. DENVER	"	7.35	To-morrow	Ar. Omaha	"	5.00	To-morrow

CHICAGO and OMAHA to SAN FRANCISCO and LOS ANGELES							
Lv. Chicago	C. & N. W.	10.45	Sun.	Mon.	Tue.	Wed.	Thu.
Lv. Chicago	CM & St. P	10.10	Sun.	Mon.	Tue.	Wed.	Thu.
Lv. Omaha	Un. Pacific	4.10	Mon.	Tue.	Wed.	Thu.	Fri.
Lv. Cheyenne	"	11.05	Tue.	Wed.	Thu.	Fri.	Sat.
Lv. Ogden	So. Pacific	6.40	Wed.	Thu.	Fri.	Sat.	Sun.
Ar. San Francisco	"	2.48	Thu.	Fri.	Sat.	Sun.	Mon.
Ar. Los Angeles	"	8.30	Fri.	Sat.	Sun.	Mon.	Tue.

LOS ANGELES and SAN FRANCISCO to OMAHA and CHICAGO							
Lv. Los Angeles	So. Pacific	9.30	Sun.	Mon.	Tue.	Wed.	Thu.
Lv. San Francisco	"	6.40	Mon.	Tue.	Wed.	Thu.	Fri.
Lv. Ogden	Un. Pacific	8.30	Wed.	Thu.	Fri.	Sat.	Sun.
Ar. Cheyenne	"	2.15	Thu.	Fri.	Sat.	Sun.	Mon.
Ar. DENVER	"	9.30	Thu.	Fri.	Sat.	Sun.	Mon.
Ar. Kansas City	"	8.05	Fri.	Sat.	Sun.	Mon.	Tue.
Ar. Omaha	"	5.45	Thu.	Fri.	Sat.	Sun.	Mon.
Ar. Chicago	CM & St. P	8.00	Fri.	Sat.	Sun.	Mon.	Tue.
Ar. Chicago	C. & N. W.	8.30	Fri.	Sat.	Sun.	Mon.	Tue.

CHICAGO AND OMAHA TO SEATTLE							
Lv. Chicago	C. & N. W.	10.00	Sun.	Mon.	Tue.	Wed.	Thu.
Lv. Omaha	Un. Pacific	12.40	Mon.	Tue.	Wed.	Thu.	Fri.
Lv. Cheyenne	"	3.00	Tue.	Wed.	Thu.	Fri.	Sat.
Ar. Portland	O. R. & N.	8.00	Wed.	Thu.	Fri.	Sat.	Sun.
Ar. Seattle	O. & W.	7.15	Thu.	Fri.	Sat.	Sun.	Mon.

CHICAGO AND OMAHA TO PORTLAND							
Lv. Chicago	C. & N. W.	10.45	Sun.	Mon.	Tue.	Wed.	Thu.
Lv. Omaha	Un. Pacific	4.00	Mon.	Tue.	Wed.	Thu.	Fri.
Lv. Cheyenne	"	11.00	Tue.	Wed.	Thu.	Fri.	Sat.
Lv. Green River	"	10.35	Tue.	Wed.	Thu.	Fri.	Sat.
Lv. Huntington	O. R. & N.	5.50	Wed.	Thu.	Fri.	Sat.	Sun.
Ar. Portland	"	10.30	Thu.	Fri.	Sat.	Sun.	Mon.

KANSAS CITY AND DENVER TO GREEN RIVER							
Lv. Kansas City	Un. Pacific	6.00	Sun.	Mon.	Tue.	Wed.	Thu.
Lv. DENVER	"	1.00	Mon.	Tue.	Wed.	Thu.	Fri.
Lv. Cheyenne	"	3.00	Tue.	Wed.	Thu.	Fri.	Sat.
Ar. Green River	"	12.30	Tue.	Wed.	Thu.	Fri.	Sat.

KANSAS CITY TO SALT LAKE, SAN FRANCISCO AND LOS ANGELES							
Lv. Kansas City	Un. Pacific	10.05	Sun.	Mon.	Tue.	Wed.	Thu.
Ar. DENVER	"	6.30	Mon.	Tue.	Wed.	Thu.	Fri.
Ar. Cheyenne	"	10.45	Mon.	Tue.	Wed.	Thu.	Fri.
Ar. Ogden	"	5.45	Tue.	Wed.	Thu.	Fri.	Sat.
Ar. SALT LAKE	O. S. L.	7.35	Tue.	Wed.	Thu.	Fri.	Sat.
Ar. San Francisco	So. Pacific	2.48	Wed.	Thu.	Fri.	Sat.	Sun.
Ar. Los Angeles	"	8.30	Thu.	Fri.	Sat.	Sun.	Mon.

SEATTLE TO OMAHA AND CHICAGO							
Lv. Seattle	O. & W.	11.45	Sat.	Sun.	Mon.	Tue.	Wed.
Lv. Portland	O. R. & N.	10.00	Sun.	Mon.	Tue.	Wed.	Thu.
Ar. Cheyenne	Un. Pacific	5.20	Tue.	Wed.	Thu.	Fri.	Sat.
Ar. Omaha	"	8.40	Tue.	Wed.	Thu.	Fri.	Sat.
Ar. Chicago	C. & N. W.	11.59	Wed.	Thu.	Fri.	Sat.	Sun.

PORTLAND TO OMAHA AND CHICAGO							
Lv. Portland	O. R. & N.	8.00	Sun.	Mon.	Tue.	Wed.	Thu.
Lv. Huntington	O. S. L.	3.10	Mon.	Tue.	Wed.	Thu.	Fri.
Lv. Green River	Un. Pacific	2.10	Tue.	Wed.	Thu.	Fri.	Sat.
Lv. Cheyenne	"	1.45	Wed.	Thu.	Fri.	Sat.	Sun.
Ar. Omaha	"	5.30	Wed.	Thu.	Fri.	Sat.	Sun.
Ar. Chicago	C. & N. W.	8.30	Thu.	Fri.	Sat.	Sun.	Mon.

LOS ANGELES, SAN FRANCISCO AND SALT LAKE TO KANSAS CITY							
Lv. Los Angeles	So. Pacific	9.30	Sat.	Sun.	Mon.	Tue.	Wed.
Lv. San Francisco	So. Pacific	9.00	Sun.	Mon.	Tue.	Wed.	Thu.
Lv. SALT LAKE	O. S. L.	7.10	Tue.	Wed.	Thu.	Fri.	Sat.
Lv. Ogden	Un. Pacific	8.30	Tue.	Wed.	Thu.	Fri.	Sat.
Lv. Cheyenne	"	6.30	Wed.	Thu.	Fri.	Sat.	Sun.
Ar. DENVER	"	9.30	Wed.	Thu.	Fri.	Sat.	Sun.
Ar. DENVER	"	10.30	Wed.	Thu.	Fri.	Sat.	Sun.
Ar. Kansas City	"	8.05	Thu.	Fri.	Sat.	Sun.	Mon.

† Passengers transfer into Chicago Car at Ogden. • Passengers transfer into Denver, Kansas City Car at Ogden.

WEDNESDAY TOURIST CARS TO AND FROM MINNEAPOLIS, ST. PAUL AND LOS ANGELES							
Lv. Minneapolis	WESTBOUND	C. St. P. M. & O.	9.30	Wed.			
Lv. St. Paul	"	"	10.10	Wed.			
Lv. Omaha	"	Un. Pac.	4.10	Thurs.			
Ar. Ogden	"	"	5.45	Sat.			
Ar. San Francisco	"	So. Pac.	2.48	Sun.			
Ar. Los Angeles	"	"	2.30	Mon.			

DENVER TO PORTLAND							
Lv. DENVER	Un. Pacific	7.30	Sun.	Mon.	Tue.	Wed.	Thu.
Lv. Cheyenne	"	10.00	Mon.	Tue.	Wed.	Thu.	Fri.
Ar. Portland	O. R. & N.	10.30	Tue.	Wed.	Thu.	Fri.	Sat.

PORTLAND TO DENVER							
Lv. Portland	O. R. & N.	8.00	Sun.	Mon.	Tue.	Wed.	Thu.
Lv. Cheyenne	Un. Pacific	5.30	Wed.	Thu.	Fri.	Sat.	Sun.
Ar. DENVER	"	9.30	Wed.	Thu.	Fri.	Sat.	Sun.

TWO THROUGH TRAINS DAILY TO THE PACIFIC NORTHWEST

Oregon Express
Oregon-Washington Limited

72 HOURS CHICAGO TO PORTLAND

UNION PACIFIC

UNION PACIFIC

PERSONALLY CONDUCTED EXCURSIONS

TO AND FROM
COUNCIL BLUFFS, OMAHA, SALT LAKE CITY,
SAN FRANCISCO, LOS ANGELES

CHICAGO AND OMAHA TO LOS ANGELES				LOS ANGELES TO OMAHA AND CHICAGO			
Lv. Chicago	C. & N. W.	10.45	Tuesday	Lv. Los Angeles	So. Pacific	2.35	Tuesday
Lv. Omaha	Un. Pacific	4.10	Wednesday	Lv. San Francisco	"	6.40	Wednesday
Lv. Cheyenne	"	11.05	Thursday	Lv. Ogden	Un. Pacific	8.30	Friday
Ar. Ogden	"	5.45	Friday	Lv. Cheyenne	"	2.30	Saturday
Ar. San Francisco	So. Pacific	2.48	Saturday	Ar. Omaha	"	5.45	Saturday
Ar. Los Angeles	"	8.30	Sunday	Ar. Chicago	C. & N. W.	8.30	Sunday

MEALS EN ROUTE

TOURIST CAR PASSENGERS ON THE UNION PACIFIC ENJOY EXCELLENT DINING CAR SERVICE AT A MODERATE EXPENSE. ALL MEALS IN DINING CARS ARE SERVED

A LA CARTE

a complete meal or light lunch being obtained at reasonable prices, passengers paying only for what they order. Meals can also be procured at first-class dining stations or at lunch counters en route. Or, if passengers choose, they may provide themselves with lunch baskets, which can be replenished as occasion requires at the eating houses on the line.

If you cross the continent in one of the TOURIST SLEEPERS of the **UNION PACIFIC** you will enjoy your trip and save considerable money.

ELECTRIC BLOCK SIGNAL PROTECTION -- "THE SAFE ROAD TO TRAVEL"
DINING CAR MEALS AND SERVICE "BEST IN THE WORLD"

INQUIRE OF
S. A. HUTCHISON, MANAGER, 212 CLARK STREET, CHICAGO, ILL.

CALIFORNIA

WITH ITS FLOWERS, FRUITS AND DELIGHTFUL CLIMATE IS

America's Popular Resort

GO VIA

UNION PACIFIC

"The Safe Road To Travel"

FOURTEEN ELECTRIC LIGHTED TRAINS EVERY DAY
ELECTRIC BLOCK SIGNALS--FORTY PER CENT OF MAIN LINE IS DOUBLE TRACKED
NEW STEEL PASSENGER EQUIPMENT--DINING CAR MEALS AND SERVICE, "BEST IN THE WORLD"

For information relative to rates, routes, etc., call on or address any representative mentioned on page 8.

UNION PACIFIC

UNION PACIFIC

* PULLMAN SLEEPING CAR RATES CHARTERED CARS, STOP-OVERS, ETC.
These rates are subject to change without notice.

BETWEEN	Chicago				Council Bluffs Omaha Kansas City				Denver				Ogden Salt Lake City				Los Angeles San Francisco				Portland and Seattle				Spokane					
	Double Tourist Berth	Double Standard Berth	Drawing Room	Compartment	Double Tourist Berth	Double Standard Berth	Drawing Room	Compartment	Double Tourist Berth	Double Standard Berth	Drawing Room	Compartment	Double Tourist Berth	Double Standard Berth	Drawing Room	Compartment	Double Tourist Berth	Double Standard Berth	Drawing Room	Compartment	Double Tourist Berth	Double Standard Berth	Drawing Room	Compartment	Double Tourist Berth	Double Standard Berth	Drawing Room	Compartment		
Boston Mass.	2.75	5.50	20.00	15.50	3.50	7.00	25.00	20.00	5.50	23.00	18.50	3.00	13.00	8.50	2.50	5.00	18.00	14.00	2.50	5.00	18.00	14.00	2.50	5.00	18.00	14.00	2.50	5.00	18.00	14.00
Butte Mont.	4.50	9.00	32.00	25.50	† 1.75	† 3.50	† 13.00	† 10.00	1.00	2.00	7.00	6.00	1.75	3.50	13.00	10.00	† 4.50	† 9.00	† 32.00	† 25.50	4.50	9.00	32.00	25.50	4.50	9.00	32.00	25.50	4.50	9.00
Cheyenne Wyo.	3.00	6.00	21.00	17.00	1.25	2.50	9.00	7.00	3.00	6.00	21.00	17.00	1.75	3.50	13.00	10.00	2.00	4.00	14.00	11.50	4.75	9.50	34.00	27.00	4.75	9.50	34.00	27.00	4.75	9.50
Chicago Ill.	1.25	2.50	9.00	7.00	1.25	2.50	9.00	7.00	1.25	2.50	9.00	7.00	1.25	2.50	9.00	7.00	1.25	2.50	9.00	7.00	1.25	2.50	9.00	7.00	1.25	2.50	9.00	7.00	1.25	2.50
Council Bluffs Ill.	1.25	2.50	9.00	7.00	1.25	2.50	9.00	7.00	1.25	2.50	9.00	7.00	1.25	2.50	9.00	7.00	1.25	2.50	9.00	7.00	1.25	2.50	9.00	7.00	1.25	2.50	9.00	7.00	1.25	2.50
Denver Colo.	3.00	6.00	21.00	17.00	1.75	3.50	13.00	10.00	1.75	3.50	13.00	10.00	1.75	3.50	13.00	10.00	1.75	3.50	13.00	10.00	1.75	3.50	13.00	10.00	1.75	3.50	13.00	10.00	1.75	3.50
Hazen Nev.	6.50	13.00	46.00	36.50	5.25	10.50	37.00	29.50	4.00	8.00	28.00	22.50	2.00	4.00	14.00	11.50	1.00	2.00	7.00	6.00	4.75	9.50	34.00	27.00	4.75	9.50	34.00	27.00	4.75	9.50
Helena Mont.	4.50	9.00	32.00	25.50	3.50	7.00	25.00	20.00	3.50	7.00	25.00	20.00	3.50	7.00	25.00	20.00	3.50	7.00	25.00	20.00	3.50	7.00	25.00	20.00	3.50	7.00	25.00	20.00	3.50	7.00
Huntington Ore.	5.75	11.50	41.00	32.50	4.50	9.00	32.00	25.50	3.25	6.50	23.00	18.50	1.75	3.50	13.00	10.00	1.50	3.00	11.00	8.50	1.50	3.00	11.00	8.50	1.50	3.00	11.00	8.50	1.50	3.00
Idaho Falls Ida.	1.25	2.50	9.00	7.00	1.25	2.50	9.00	7.00	1.25	2.50	9.00	7.00	1.25	2.50	9.00	7.00	1.25	2.50	9.00	7.00	1.25	2.50	9.00	7.00	1.25	2.50	9.00	7.00	1.25	2.50
Kansas City Mo.	1.25	2.50	9.00	7.00	1.25	2.50	9.00	7.00	1.25	2.50	9.00	7.00	1.25	2.50	9.00	7.00	1.25	2.50	9.00	7.00	1.25	2.50	9.00	7.00	1.25	2.50	9.00	7.00	1.25	2.50
Las Vegas Nev.	6.50	13.00	46.00	36.50	5.25	10.50	37.00	29.50	4.00	8.00	28.00	22.50	2.00	4.00	14.00	11.50	1.00	2.00	7.00	6.00	4.75	9.50	34.00	27.00	4.75	9.50	34.00	27.00	4.75	9.50
Memphis Tenn.	1.50	3.00	11.00	8.50	† 2.50	† 5.00	† 17.00	† 13.00	3.00	6.00	21.00	17.00	4.50	9.00	30.00	24.00	1.00	2.00	7.00	6.00	4.50	9.00	30.00	24.00	4.50	9.00	30.00	24.00	4.50	9.00
Minidoka Ida.	5.00	10.00	35.00	28.00	3.75	7.50	27.00	21.00	2.50	5.00	18.00	14.00	1.00	2.00	7.00	6.00	1.00	2.00	7.00	6.00	1.00	2.00	7.00	6.00	1.00	2.00	7.00	6.00	1.00	2.00
Minneapolis Minn.	1.00	2.00	7.00	5.00	1.00	2.00	7.00	5.00	1.00	2.00	7.00	5.00	1.00	2.00	7.00	5.00	1.00	2.00	7.00	5.00	1.00	2.00	7.00	5.00	1.00	2.00	7.00	5.00	1.00	2.00
Nampa Ida.	5.50	11.00	39.00	31.00	4.25	8.50	30.00	24.00	3.00	6.00	21.00	17.00	1.25	2.50	9.00	7.00	1.25	2.50	9.00	7.00	1.25	2.50	9.00	7.00	1.25	2.50	9.00	7.00	1.25	2.50
Ogden Utah	4.75	9.50	34.00	27.00	3.50	7.00	25.00	20.00	2.00	4.00	14.00	11.50	1.25	2.50	9.00	7.00	1.25	2.50	9.00	7.00	1.25	2.50	9.00	7.00	1.25	2.50	9.00	7.00	1.25	2.50
Omaha Neb.	1.25	2.50	9.00	7.00	1.25	2.50	9.00	7.00	1.25	2.50	9.00	7.00	1.25	2.50	9.00	7.00	1.25	2.50	9.00	7.00	1.25	2.50	9.00	7.00	1.25	2.50	9.00	7.00	1.25	2.50
Pendleton Ore.	5.75	11.50	41.00	32.50	4.75	9.50	34.00	27.00	4.00	8.00	28.00	22.50	2.00	4.00	14.00	11.50	1.00	2.00	7.00	6.00	4.75	9.50	34.00	27.00	4.75	9.50	34.00	27.00	4.75	9.50
Pocatello Ida.	4.75	9.50	34.00	27.00	3.50	7.00	25.00	20.00	2.25	4.50	16.00	13.00	1.00	1.50	6.00	5.00	1.00	1.50	6.00	5.00	1.00	1.50	6.00	5.00	1.00	1.50	6.00	5.00	1.00	1.50
Reno Nev.	6.50	13.00	46.00	36.50	5.25	10.50	37.00	29.50	4.00	8.00	28.00	22.50	2.00	4.00	14.00	11.50	1.00	2.00	7.00	6.00	4.75	9.50	34.00	27.00	4.75	9.50	34.00	27.00	4.75	9.50
Sacramento Cal.	7.00	14.00	49.00	39.50	5.75	11.50	41.00	32.50	4.75	9.50	34.00	27.00	2.75	5.50	20.00	15.50	z 1.25	z 2.50	z 9.00	z 7.00	2.25	4.50	16.00	13.00	2.25	4.50	16.00	13.00	2.25	4.50
Salt Lake City Utah	4.75	9.50	34.00	27.00	3.50	7.00	25.00	20.00	2.00	4.00	14.00	11.50	1.25	2.50	9.00	7.00	1.25	2.50	9.00	7.00	1.25	2.50	9.00	7.00	1.25	2.50	9.00	7.00	1.25	2.50
St. Louis Mo.	1.00	2.00	7.00	5.00	† 2.00	* 7.00	* 24.00	* 20.00	2.75	5.50	20.00	15.50	4.50	9.00	32.00	25.50	6.50	13.00	46.00	36.50	6.50	13.00	46.00	36.50	6.50	13.00	46.00	36.50	6.50	13.00
St. Paul Minn.	1.00	2.00	7.00	5.00	1.00	2.00	7.00	5.00	1.00	2.00	7.00	5.00	1.00	2.00	7.00	5.00	1.00	2.00	7.00	5.00	1.00	2.00	7.00	5.00	1.00	2.00	7.00	5.00	1.00	2.00
Truckee Cal.	6.75	13.50	48.00	38.00	5.50	11.00	39.00	31.00	4.25	8.50	30.00	24.00	2.25	4.50	16.00	13.00	2.25	4.50	16.00	13.00	2.25	4.50	16.00	13.00	2.25	4.50	16.00	13.00	2.25	4.50
Umatilla Ore.	6.25	12.50	44.00	35.00	5.00	9.50	35.00	28.00	4.25	8.50	30.00	24.00	2.50	5.00	18.00	14.00	1.00	2.00	7.00	6.00	1.00	2.00	7.00	6.00	1.00	2.00	7.00	6.00	1.00	2.00
Yellowstone Mont.	6.25	12.50	44.00	35.00	5.00	9.50	35.00	28.00	4.25	8.50	30.00	24.00	2.50	5.00	18.00	14.00	1.00	2.00	7.00	6.00	1.00	2.00	7.00	6.00	1.00	2.00	7.00	6.00	1.00	2.00

* Between Kansas City and St. Louis; between Council Bluffs or Omaha and St. Louis \$2.50 Standard, \$9.00 Drawing Room.
† Between Kansas City and Memphis.
‡ Between Council Bluffs or Omaha and Cheyenne; between Kansas City and Cheyenne \$2.25 Tourist, \$4.50 Standard, \$16 Drawing Room, and \$13 Compartment.
§ Between San Francisco and Cheyenne. ¶ From San Francisco.
b Los Angeles rates.
z Between Los Angeles and Sacramento.
t Between Los Angeles and Ogden via So. Pac.; between San Francisco and Ogden \$2.75 Tourist, \$5.50 Standard; \$20.00 Drawing Room, and \$15.50 Compartment.
s Between Council Bluffs or Omaha and Kansas City.
For a section, twice the double berth rates will be charged.

Chartered Pullman Cars. The private hotel, dining, and sleeping cars will accommodate from twelve to eighteen persons, allowing a full bed to each, and are fitted with such modern conveniences as private, observation, and smoking rooms, folding beds, reclining chairs, buffets, and kitchens.

The following charter rates for Pullman cars are in effect, viz:
Standard Car..... per day \$45
Private Car..... per day \$75 and \$50
Buffet Car..... 45 Dining, Composite, or Observation Car..... per day 45
Hotel Car..... " " 50 Tourist Car..... per day 25

For thirty days or over the above rates will be reduced \$5 per day each except for tourist cars.

When buffet or sleeping cars are wanted for a continuous trip without lay-over between points on regular sleeping car lines (the cars to be given up at destination), the charge will be berth rates for the full capacity of the cars chartered.

Pullman Tourist Sleepers. The exclusive use of one of these cars will be accorded a party holding eighteen full first or second class tickets upon payment of berth rate for full capacity of car. For all cars at the per diem rate, the time will be reckoned from the date of departure with the party until the car is returned to its starting point.

Minimum charge for chartered cars at the per diem rate will be based on service for three days.

A striking feature of the Union Pacific Passenger Service, is its Tourist Sleeping Cars. These cars are fourteen and sixteen section, and while

not so elaborate in design, are equipped and furnished the same as the Standard Sleepers, seats being upholstered in rattan, aisles carpeted, and at night the berths draped with heavy curtains.

The Toilet rooms are unusually large and well equipped. The cars are operated by the Pullman Company, in charge of their conductor, and each is accompanied by a uniformed porter, whose duty it is to give courteous attention to the comforts of the passengers.

A double berth, in these cars, accommodates two persons comfortably; rates for double berth, whether occupied by one or two persons, are given above.

Stop-Overs. Passengers in standard and tourist sleeping cars are allowed stop-overs at Ogden by the Pullman Company when they desire to visit Salt Lake City. Pullman Conductors are authorized to issue drawback checks permitting passengers holding tickets, one way or round trip, from Cheyenne and points south or east to points north or west of Ogden or vice versa, stop-over at Ogden not to exceed ten days. Stop-over, limited to ten days, will also be granted at Pocatello, Idaho, Salt Lake City, Utah, Truckee, Calif., and Shasta Springs, Calif.

Also, Pullman Conductors on application are authorized to grant stop-overs at Merced on through sleeping car tickets to passengers desiring to visit Yosemite Valley.

Transfer check is also issued by the Pullman Conductor which permits passengers holding first-class tickets to occupy seat accommodations, Ogden to Salt Lake City and return, without additional charge.

* The foregoing rates are for general information and are compiled from the tariffs of the Pullman Company.

UNION PACIFIC

HAWAII, CHINA, JAPAN, PHILIPPINES, INDIA, AUSTRALIA, AND EUROPEAN PORTS

"THE SAN FRANCISCO OVERLAND ROUTE"

Comprising the C. & N. W., U. P., and S. P. Rys. and the Pacific Mail, and Toyo Kisen Kaisha steamship lines, offers unsurpassed facilities to the traveling public between all Principal Eastern Points in the United States, and Hawaiian, Japanese, Chinese, Indian, and Australian Ports.

Subject to change and individual postponement without notice.

PACIFIC MAIL STEAMSHIP CO.

Trans-Pacific Line

For Honolulu, Japan, and China--Steamers call at Honolulu, Yokohama, Kobe, Nagasaki, Shanghai, and Hong Kong, with monthly sailing to Manila direct, connecting at Nagasaki and Shanghai for Northern Chinese and Korean ports, and at Hong Kong for Straits Settlements, Philippines, Australia, India, and Europe.

Subject to change and individual postponement without notice.

SCHEDULE OF SAILINGS STEAMERS	Leave San Francisco 1 p. m.	Leave Honolulu	Arrive Yokohama	Arrive Hong Kong
Siberia	Apr. 12	Apr. 18	Apr. 29	May 13
China	Apr. 19	Apr. 26	May 7	May 17
Manchuria	Apr. 26	May 2	May 13	May 23

TOYO KISEN KAISHA

(Oriental Steamship Co.)

Between San Francisco, Yokohama, and Hong Kong via Honolulu.

STEAMERS	Leave San Francisco 1 p. m.	Leave Honolulu	Arrive Yokohama	Arrive Hong Kong
Nippon Maru	Apr. 5	Apr. 12	Apr. 23	May 3
Chiyo Maru	May 3	May 10		